

Non-standard interaction effect on CP violation in neutrino oscillation with super-beam

Zini Rahman,^{1,*} Arnab Dasgupta,^{1,†} and Rathin Adhikari^{1,‡}

¹*Centre for Theoretical Physics, Jamia Millia Islamia (Central University), Jamia Nagar, New Delhi-110025, India*

We have studied the CP violation discovery reach in neutrino oscillation experiment with super-beam in presence of non-standard interactions of neutrinos with matter for both short and long baselines. For the most important channel of oscillation ($\nu_\mu \rightarrow \nu_e$) for CP violation discovery there is significant effect in the oscillation probability particularly due to NSIs' $\varepsilon_{e\mu}$ and $\varepsilon_{e\tau}$ for longer baseline and higher energy in comparison to other NSIs'. Interestingly for these two NSIs' (for real and higher allowed values) there is possibility of better discovery reach of CP violation than that with only Standard Model interactions of neutrinos with matter provided that NSI values are known. For complex NSIs' we have shown the CP violation discovery reach in the plane of Dirac phase δ and NSI phase ϕ_{ij} . Our analysis indicates that for some values of some NSI phases total CP violation may not be observable for any values of δ .

arXiv:1210.2603v3 [hep-ph] 21 Apr 2014

* zini@ctp-jamia.res.in

† arnab@ctp-jamia.res.in

‡ rathin@ctp-jamia.res.in

I. INTRODUCTION

Among the various neutrino oscillation parameters the values of two mixing angles θ_{12} and θ_{23} have been provided by experiments with certain accuracy. The magnitude of the mass squared differences $|\Delta m_{31}^2|$ and Δm_{21}^2 are also known but the sign of Δm_{31}^2 is still unknown i.e. we still do not know exactly if neutrino masses follow normal hierarchy (NH) or inverted hierarchy (IH). Apart from that we also do not know about the CP violating phase δ . Earlier, the third mixing angle θ_{13} was not known accurately except its upper bound but recently the Double Chooz experiment [1], Daya Bay experiment [2], MINOS [3] and RENO [4] experiments have found non-zero value of $\sin^2 2\theta_{13}$ at about 5σ confidence level. The non-zero value of θ_{13} is required for the existence of CP violating Dirac phase δ in the PMNS matrix. To determine these unknown parameters several terrestrial oscillation experiments are planned like Superbeam [5, 6], Neutrino factory [7], Beta beam facilities [8, 9] etc.

In this work we consider neutrino superbeam (which mainly contains ν_μ and $\bar{\nu}_\mu$) coming from CERN travelling a baseline length of 2300 Km reaches Pyh  salmi (Finland) where a Liquid Argon detector is placed. We also consider another baseline of 130 Km with a superbeam source at CERN and Water Cherenkov detector placed at Fr  jus (France). We do a comparative study in the discovery potentials of the CP violating phase δ for these two baselines in presence of both standard and non-standard interactions. There are some earlier studies for short and long baselines for standard interactions [10–17] for neutrinos coming from superbeam. Also there are such studies in presence of non-standard interactions [18, 19] before Daya Bay experiment when θ_{13} was not so precisely known. Main emphasis of our work is on exploring CP violation due to δ in the light of recent experimental findings of large value of θ_{13} and how NSI could affect the discovery reach of such CP violation.

This paper is organised as follows: In section II we discuss about NSIs' and their upper bounds. We discuss about the analytical expression (obtained initially in [20] for large θ_{13}) of the probability of oscillation for $\nu_\mu \rightarrow \nu_e$ channel in presence of NSIs. We present graphically how NSI effect varies for various baseline lengths L and neutrino energy E . In section III we discuss the experimental setup, systematic uncertainties and errors in various parameters present in neutrino oscillation in matter. We have also discussed the statistical approach elaborating our simulation method in doing the numerical analysis using GLoBES [21, 22]. In section IV we have presented our results of numerical analysis and have mentioned in each subsections how we have fixed various parameters (test values). We discuss the discovery reaches of CP violation due to δ for various NSIs'. For this analysis we have considered one NSI at a time and also three NSIs' corresponding to specific generation at a time. The off-diagonal NSIs' in NSI matrix could be complex and the corresponding complex phases could be new sources of CP violation. We have discussed how these could affect the discovery reach of CP violation due to δ . Finally in section V we conclude with remarks on NSI effects on CP violation discovery for short and long baselines.

II. NSI AND ITS EFFECT IN NEUTRINO OSCILLATION PROBABILITIES FOR DIFFERENT BASELINES

In addition to the Standard Model (SM) Lagrangian density we consider the following non-standard fermion-neutrino interaction in matter defined by the Lagrangian:

$$\mathcal{L}_{NSI}^M = -2\sqrt{2}G_F\varepsilon_{\alpha\beta}^{fP}[\bar{f}\gamma_\mu Pf][\bar{\nu}_\beta\gamma^\mu L\nu_\alpha] \quad (1)$$

where $P \in (L, R)$, $L = \frac{(1-\gamma^5)}{2}$, $R = \frac{(1+\gamma^5)}{2}$, $f = e, u, d$ and $\varepsilon_{\alpha\beta}^{fP}$ is the deviation from SM interactions and can be called as the non-standard interactions(NSIs). A bound can be set to these NSI parameters [18, 23–33] which are dependent on specific models [34, 35] or are also model independent [36, 37]. These NSI parameters can be reduced to the effective parameters and can be written as:

$$\varepsilon_{\alpha\beta} = \sum_{f,P} \varepsilon_{\alpha\beta}^{fP} \frac{n_f}{n_e} \quad (2)$$

where n_f is the fermion number density and n_e is the electron number density. These NSIs play significant role in the context of neutrino oscillation experiments and modify the interaction of neutrinos with matter and thus change the oscillation probability of different flavor of neutrinos. The NSIs could be present at the source of neutrinos, during the propagation of neutrinos and also during detection of neutrinos [38]. The NSI effects are expected to be smaller at the source and detector due to their stringent constraints [36, 37]. We shall consider the NSI effect during the propagation of neutrinos only. In section IV in presenting results of our numerical analysis for one NSI at a time we shall follow the constraints as shown in the table I following references [33, 37, 39, 40]. There are some model independent upper bounds of different NSIs as mentioned

NSI	Model dependent bound on NSI [Reference [37]]	Model independent Bound on NSI [Reference [36]]
ε_{ee}	$> -0.9; < 0.75$	< 4.2
$ \varepsilon_{e\mu} $	$\lesssim 3.8 \times 10^{-4}$	< 0.33
$ \varepsilon_{e\tau} $	$\lesssim 0.25$	< 3.0
$\varepsilon_{\mu\mu}$	$> -0.05; < 0.08$	< 0.068
$ \varepsilon_{\mu\tau} $	$\lesssim 0.25$	< 0.33
$\varepsilon_{\tau\tau}$	$\lesssim 0.4$	< 21

TABLE I: Strength of Non standard interaction terms used for our Analysis

in reference [36, 37] which could be large under some specific conditions. Considering recent results from experiments in IceCube-79 and DeepCore more stringent bound on $\varepsilon_{\mu\mu}$, $|\varepsilon_{\mu\tau}|$ and $\varepsilon_{\tau\tau}$ have been obtained in [39]. However, the analysis has been done considering two flavor only.

In vacuum, flavor eigenstates ν_α may be related to mass eigenstates of neutrinos ν_i as

$$|\nu_\alpha\rangle = \sum_i U_{\alpha i} |\nu_i\rangle; \quad i = 1, 2, 3, \quad (3)$$

where U is PMNS matrix [41, 42] which depends on three mixing angles θ_{12} , θ_{23} and θ_{13} and one CP violating phase δ . Although two more Majorana phases could be present in U but are not relevant for

neutrino oscillation experiments. The Hamiltonian due to standard (H_{SM}) and non-standard interactions (H_{NSI}) of neutrinos interacting with matter during propagation can be written in the flavor basis as:

$$H = H_{SM} + H_{NSI} \quad (4)$$

where

$$H_{SM} = \frac{\Delta m_{31}^2}{2E} \left[U \begin{pmatrix} 0 & 0 & 0 \\ 0 & \alpha & 0 \\ 0 & 0 & 1 \end{pmatrix} U^\dagger + \begin{pmatrix} A & 0 & 0 \\ 0 & 0 & 0 \\ 0 & 0 & 0 \end{pmatrix} \right], \quad (5)$$

$$H_{NSI} = A \begin{pmatrix} \varepsilon_{ee} & \varepsilon_{e\mu} & \varepsilon_{e\tau} \\ \varepsilon_{e\mu}^* & \varepsilon_{\mu\mu} & \varepsilon_{\mu\tau} \\ \varepsilon_{e\tau}^* & \varepsilon_{\mu\tau}^* & \varepsilon_{\tau\tau} \end{pmatrix} \quad (6)$$

In equations (5) and (6)

$$A = \frac{2E\sqrt{2}G_F n_e}{\Delta m_{31}^2}; \quad \alpha = \frac{\Delta m_{21}^2}{\Delta m_{31}^2}; \quad \Delta m_{ij}^2 = m_i^2 - m_j^2 \quad (7)$$

where m_i is the mass of the i -th neutrino and A is considered due to the interaction of neutrinos with matter in SM, G_F is the Fermi constant and n_e is the electron number density of matter. ε_{ee} , $\varepsilon_{e\mu}$, $\varepsilon_{e\tau}$, $\varepsilon_{\mu\mu}$, $\varepsilon_{\mu\tau}$ and $\varepsilon_{\tau\tau}$ are considered due to the non-standard interaction (NSIs) of neutrinos with matter. In equation (6), $(^*)$ denotes complex conjugation. In general, the NSIs - $\varepsilon_{e\mu}$, $\varepsilon_{e\tau}$ and $\varepsilon_{\mu\tau}$ could be complex and later in the expressions of probability of oscillation these are expressed as $\varepsilon_{ij} = |\varepsilon_{ij}|e^{i\phi_{ij}}$.

A. Oscillation Probability

For understanding qualitatively the NSI effect in finding the discovery reach of CP violation we present below the oscillation probability $P_{\nu_\mu \rightarrow \nu_e}$. Oscillation channels $\nu_\mu \rightarrow \nu_e$ and $\bar{\nu}_\mu \rightarrow \bar{\nu}_e$ are particularly sensitive to CP violation. In our numerical analysis however, we have considered other channels also like $\nu_\mu \rightarrow \nu_\mu$ and $\bar{\nu}_\mu \rightarrow \bar{\nu}_\mu$. To get the expression for $P_{\nu_\mu \rightarrow \nu_e}$ the $\sin \theta_{13} \sim \mathcal{O}(\sqrt{\alpha})$ has been considered which is very near to the best fit value of recent reactor experiments. Considering NSI parameters $\varepsilon_{\alpha\beta}$ of the order of α one obtains upto order α^2 [20]

$$P_{\nu_\mu \rightarrow \nu_e} = P_{\nu_\mu \rightarrow \nu_e}^{SM} + P_{\nu_\mu \rightarrow \nu_e}^{NSI} \quad (8)$$

where

$$\begin{aligned}
P_{\nu_\mu \rightarrow \nu_e}^{SM} = & 4 \sin \frac{(A-1)\Delta m_{31}^2 L}{4E} \frac{s_{13}^2 s_{23}^2}{(A-1)^4} \left(((A-1)^2 - (1+A)^2 s_{13}^2) \sin \frac{(A-1)\Delta m_{31}^2 L}{4E} \right. \\
& + A(A-1) \frac{\Delta m_{31}^2 L}{E} s_{13}^2 \cos \frac{(A-1)\Delta m_{31}^2 L}{4E} \left. \right) + \frac{\alpha^2 c_{23}^2}{A^2} \sin^2 2\theta_{12} \sin^2 \frac{\Delta m_{31}^2 AL}{4E} \\
& + \frac{\alpha s_{12}^2 s_{13}^2 s_{23}^2}{(A-1)^3} \left(\frac{(A-1)\Delta m_{31}^2 L}{E} \sin \frac{(A-1)\Delta m_{31}^2 L}{2E} - 8A \sin^2 \frac{(A-1)\Delta m_{31}^2 L}{4E} \right) \\
& + \frac{\alpha s_{13} s_{2 \times 12} s_{2 \times 23}}{A(A-1)} \left(2 \cos \left(\delta + \frac{\Delta m_{31}^2 L}{4E} \right) \sin \frac{(A-1)\Delta m_{31}^2 L}{4E} \sin \frac{A\Delta m_{31}^2 L}{4E} \right)
\end{aligned} \tag{9}$$

$$\begin{aligned}
P_{\nu_\mu \rightarrow \nu_e}^{NSI} = & \frac{4|a_2|s_{2 \times 23}s_{13}}{A(A-1)} \sin \frac{A\Delta m_{31}^2 L}{4E} \sin \frac{(A-1)\Delta m_{31}^2 L}{4E} \cos \left(\delta + \frac{\Delta m_{31}^2 L}{4E} + \phi_{a_2} \right) \\
& + \frac{4|a_3|s_{23}^2}{(A-1)^2} \sin^2 \frac{(A-1)\Delta m_{31}^2 L}{4E} (|a_3| + 2 \cos(\delta + \phi_{a_3})s_{13}) \\
& + \frac{s_{13}^2 s_{23}^2 (|a_5| - |a_1|)}{(A-1)^3 E} \left(8E \sin^2 \frac{(A-1)\Delta m_{31}^2 L}{4E} - (A-1)\Delta m_{31}^2 L \sin \frac{(A-1)\Delta m_{31}^2 L}{2E} \right) \\
& + \frac{4|a_2|c_{23}}{(A-1)A^2} \sin \frac{A\Delta m_{31}^2 L}{4E} \left((A-1)c_{23} \sin \frac{A\Delta m_{31}^2 L}{4E} (|a_2| + \alpha \cos \phi_{a_2} \sin 2\theta_{12}) \right) \\
& - \frac{4|a_2||a_3| \sin 2\theta_{23}}{A(A-1)} \cos \left[\frac{\Delta m_{31}^2 L}{4E} + \phi_{a_2} - \phi_{a_3} \right] \sin \frac{(1-A)\Delta m_{31}^2 L}{4E} \sin \frac{A\Delta m_{31}^2 L}{4E} \\
& + \frac{4|a_3|s_{23}}{(A-1)^2 A} \sin \frac{(A-1)\Delta m_{31}^2 L}{4E} (A-1)\alpha c_{23} \cos \left[\frac{\Delta m_{31}^2 L}{4E} + \phi_{a_3} \right] \sin \frac{A\Delta m_{31}^2 L}{4E} \sin 2\theta_{12} \\
& + \frac{|a_4|s_{13}^2 \sin 2\theta_{23}}{(A-1)^2 A} \sin \frac{(A-1)\Delta m_{31}^2 L}{4E} \left(-4A \cos \frac{A\Delta m_{31}^2 L}{4E} \cos \phi_{a_4} \sin \frac{\Delta m_{31}^2 L}{4E} \right. \\
& \left. + 4 \sin \frac{A\Delta m_{31}^2 L}{4E} \left(\cos \frac{\Delta m_{31}^2 L}{4E} \cos \phi_{a_4} - (A-1) \sin \frac{\Delta m_{31}^2 L}{4E} \sin \phi_{a_4} \right) \right)
\end{aligned} \tag{10}$$

where

$$\begin{aligned}
a_1 &= A\varepsilon_{ee} \\
|a_2|e^{i\phi_{a_2}} &= A \left(e^{i\phi_{e\mu}} |\varepsilon_{e\mu}| c_{23} - e^{i\phi_{e\tau}} |\varepsilon_{e\tau}| s_{23} \right) \\
|a_3|e^{i\phi_{a_3}} &= A \left(e^{i\phi_{e\tau}} |\varepsilon_{e\tau}| c_{23} + e^{i\phi_{e\mu}} |\varepsilon_{e\mu}| s_{23} \right) \\
|a_4|e^{i\phi_{a_4}} &= A \left(|\varepsilon_{\mu\tau}| e^{i\phi_{\mu\tau}} - 2|\varepsilon_{\mu\tau}| s_{23}^2 + (\varepsilon_{\mu\mu} - \varepsilon_{\tau\tau}) c_{23} s_{23} \right) \\
a_5 &= A \left(\varepsilon_{\tau\tau} c_{23}^2 + \varepsilon_{\mu\mu} s_{23}^2 + |\varepsilon_{\mu\tau}| \cos \phi_{\mu\tau} s_{2 \times 23} \right)
\end{aligned} \tag{11}$$

and

$$\begin{aligned}
\phi_{a_2} &= \tan^{-1} \left[\frac{|\varepsilon_{e\mu}|c_{23} \sin \phi_{e\mu} - |\varepsilon_{e\tau}|s_{23} \sin \phi_{e\tau}}{|\varepsilon_{e\mu}|c_{23} \cos \phi_{e\mu} - |\varepsilon_{e\tau}| \cos \phi_{e\tau} s_{23}} \right] \\
\phi_{a_3} &= \tan^{-1} \left[\frac{|\varepsilon_{e\mu}|s_{23} \sin \phi_{e\mu} + |\varepsilon_{e\tau}|c_{23} \sin \phi_{e\tau}}{|\varepsilon_{e\tau}|c_{23} \cos \phi_{e\tau} + |\varepsilon_{e\mu}| \cos \phi_{e\mu} s_{23}} \right] \\
\phi_{a_4} &= \tan^{-1} \left(\frac{|\varepsilon_{\mu\tau}| \sin(\phi_{\mu\tau})}{|\varepsilon_{\mu\tau}|c_{2 \times 23} \cos(\phi_{\mu\tau}) + (\varepsilon_{\mu\mu} - \varepsilon_{\tau\tau})c_{23}s_{23}} \right)
\end{aligned} \tag{12}$$

where $s_{ij} = \sin \theta_{ij}$, $c_{ij} = \cos \theta_{ij}$, $s_{2 \times ij} = \sin 2\theta_{ij}$, $c_{2 \times ij} = \cos 2\theta_{ij}$.

One can relate the oscillation probabilities for antineutrinos to those probabilities given for neutrinos above by the following relation:

$$P_{\bar{\alpha}\bar{\beta}} = P_{\alpha\beta}(\delta_{CP} \rightarrow -\delta_{CP}, A \rightarrow -A). \tag{13}$$

In addition, we also have to replace $\varepsilon_{\alpha\beta}$ with their complex conjugates, in order to deduce the oscillation probability for the antineutrino, if one considers non-standard interaction during propagation.

For only SM interactions, (i.e $\varepsilon_{\alpha\beta} \rightarrow 0$) in above expressions of oscillation probabilities one finds that for both short and long baseline the δ dependence occurs at order of $\alpha^{3/2}$. However, for large values of A for longer baseline the matter effect is more than short baseline in the δ independent part of the oscillation probability. For this reason the discovery reach of CP violation is better in short baseline than that in long baseline. However, when NSIs are also taken into account one can see that for longer baseline further δ dependence in $P_{\nu_\mu \rightarrow \nu_e}$ could occur at the order of $\alpha^{3/2}$ through a_3 containing terms in (8) for NSIs of the order of α . We have checked that for slightly higher NSIs of the order of $\sqrt{\alpha}$ using perturbation method the same δ dependent terms in $P_{\nu_\mu \rightarrow \nu_e}$ appears with a_3 in the oscillation probability for long baseline as given in (8) and this slightly higher NSI makes these terms at the order of α which could compete with the δ independent but matter dependent part in $P_{\nu_\mu \rightarrow \nu_e}$ for long baseline as that is also at the order of α . This improvement of δ dependent part over independent part for long baseline does not happen for short baseline as a_3 is small for short baseline due to small value of A . So presence of NSIs in a_3 improves the discovery reach of CP violation for longer baseline in comparison to the short baseline. As a_3 contains NSIs like $\varepsilon_{e\mu}$ and $\varepsilon_{e\tau}$ it is expected that in presence of these NSIs the long baseline could provide a better discovery reach for CP violation. However, as the upper bound of $\varepsilon_{e\mu}$ is somewhat smaller one may expect $\varepsilon_{e\tau}$ will have significant effect in the discovery reach of CP violation. In fact, our numerical analysis also shows this feature. Effect of other NSI's appearing through other a_i in the expression of oscillation probability are not coupled to δ dependent term in the oscillation probability expression and as such in general it is expected that their effect will be lesser in the CP violation discovery search.

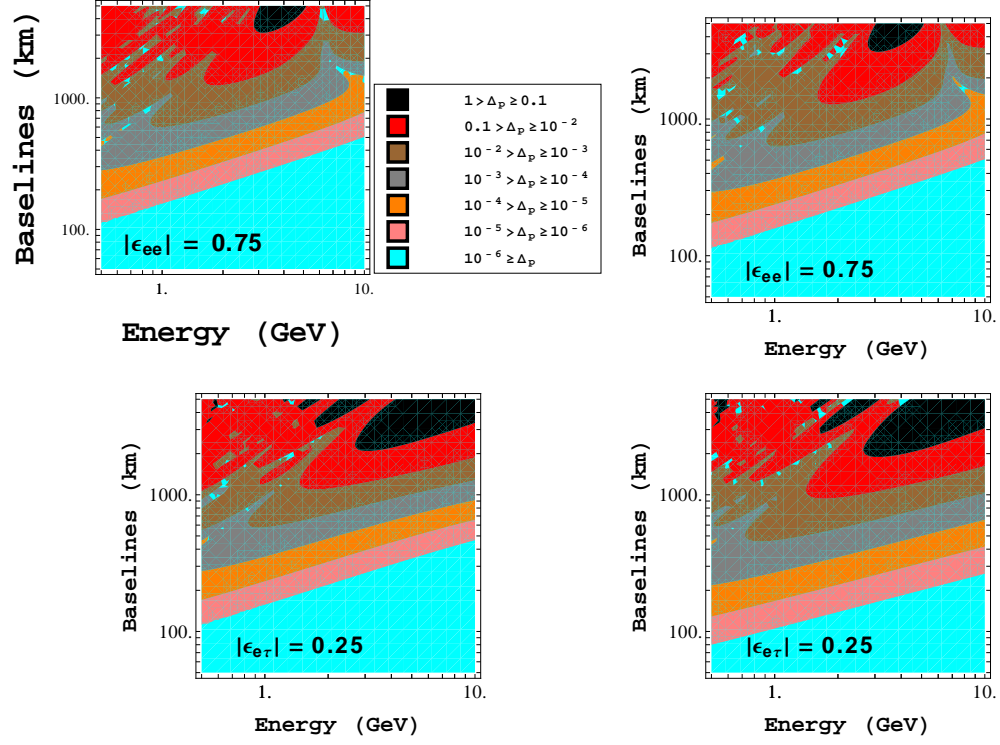


FIG. 1: NSI effect $\Delta_p = |P_{\nu_\mu \rightarrow \nu_e}^{SM+NSI} - P_{\nu_\mu \rightarrow \nu_e}^{SM}|$ for different baseline length L and neutrino energy E . Upper left panel for $\epsilon_{ee} = 0.75, \delta = 0$, Upper right panel for $\epsilon_{ee} = 0.75, \delta = \pi/4$, Lower left panel for $\epsilon_{e\tau} = 0.25, \delta = 0$, Lower right panel for $\epsilon_{e\tau} = 0.25, \delta = \pi/4$.

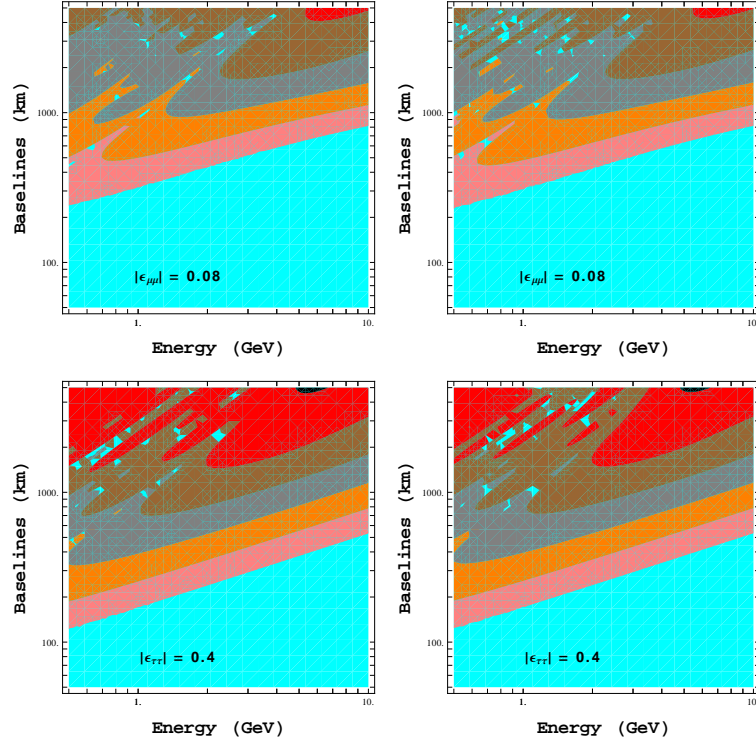


FIG. 2: NSI effect $\Delta_p = |P_{\nu_\mu \rightarrow \nu_e}^{SM+NSI} - P_{\nu_\mu \rightarrow \nu_e}^{SM}|$ for different baseline length L and neutrino energy E . Upper left panel for $\epsilon_{\mu\mu} = 0.08, \delta = 0$, Upper right panel for $\epsilon_{\mu\mu} = 0.08, \delta = \pi/4$, Lower left panel for $\epsilon_{\tau\tau} = 0.4, \delta = 0$, Lower right panel for $\epsilon_{\tau\tau} = 0.4, \delta = \pi/4$.

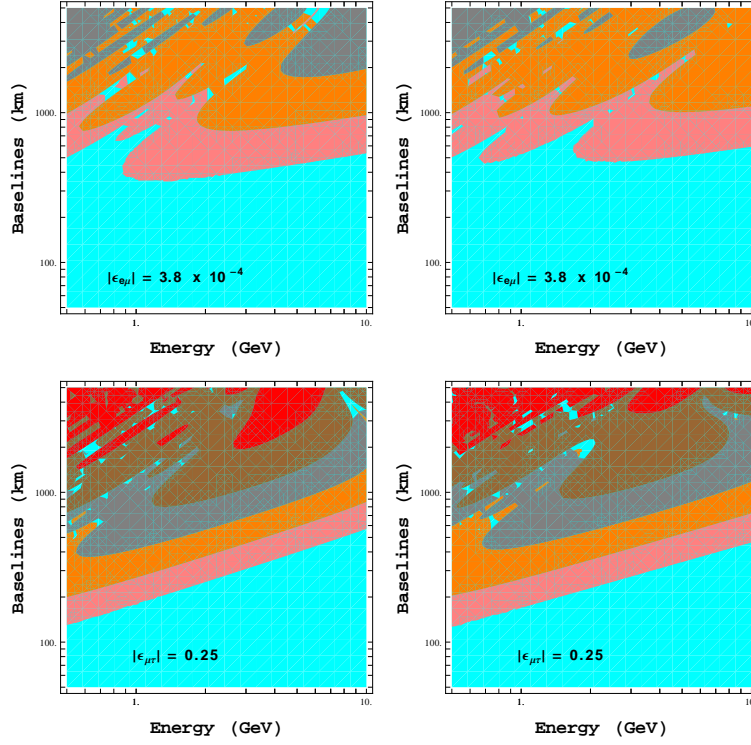


FIG. 3: NSI effect $\Delta_p = |P_{\nu_\mu \rightarrow \nu_e}^{SM+NSI} - P_{\nu_\mu \rightarrow \nu_e}^{SM}|$ for different baseline length L and neutrino energy E . Upper left panel for $\varepsilon_{e\mu} = 3.8 \times 10^{-4}$, $\delta = 0$, Upper right panel for $\varepsilon_{e\mu} = 3.8 \times 10^{-4}$, $\delta = \pi/4$, Lower left panel for $\varepsilon_{\mu\tau} = 0.25$, $\delta = 0$, Lower right panel for $\varepsilon_{\mu\tau} = 0.25$, $\delta = \pi/4$.

To show the NSI effect Δ_p in the oscillation channel $\nu_\mu \rightarrow \nu_e$ at different baseline length L and different neutrino energy E we define it as $\Delta_p = |P_{\nu_\mu \rightarrow \nu_e}^{NSI} - P_{\nu_\mu \rightarrow \nu_e}^{SM}|$. In figures 1, 2 and 3 for different ranges of Δ_p different shadings have been considered as shown in figures. The NSI effects are shown in figures with NSIs' at their upper bound values for $\delta = 0$ and $\delta = \pi/4$. For different δ values result does not change significantly. In figure 1 for $\varepsilon_{ee} = 0.75$ the NSI effect Δ_p is found to be strong particularly for baselines from 3500 Km to 5000 Km and energy in the range of 3 to 5 GeV for both δ values. For $\varepsilon_{e\tau} = 0.25$ the NSI effect Δ_p is found to be strongest particularly for baselines from 2000 Km to 5000 Km and energy in the range of 1.5 to 10 GeV for both δ values. In figure 2 for $\varepsilon_{\mu\mu} = 0.08$ it is found to be strongest particularly for baselines from 4000 Km to 5000 Km and energy in the range of 6 to 10 GeV for both δ values and the effect is relatively lesser than the earlier mentioned two NSIs'. For $\varepsilon_{\tau\tau} = 0.4$ the NSI effect Δ_p is found to be strongest particularly for baselines around 5000 Km and energy in the range of 5 to 6 GeV for both δ values. In figure 3 for $\varepsilon_{e\mu} = 3.8 \times 10^{-4}$ the NSI effect Δ_p is found to be not so strong and even lesser than $\varepsilon_{\mu\mu}$ case. For $\varepsilon_{\mu\tau} = 0.25$ the NSI effect Δ_p is found to be slightly stronger in comparison to $\varepsilon_{e\mu}$ particularly for baselines from 1700 Km to 5000 Km and energy in the range of 0.5 to 1.5 GeV and 3 to 6.5 GeV for both δ values. For the baselines which we have chosen for studying discovery reach of CP violation the one with 2300 Km has in general medium NSI effect and the one with 130 Km has very small NSI effect.

III. EXPERIMENTAL SETUP, SYSTEMATIC UNCERTAINTIES AND ERRORS OF VARIOUS PARAMETERS

In this work for the numerical simulation we consider two set-ups: (a) A Superbeam setup which originates in CERN and reaches a 100 kt Liquid Argon detector placed at a distance of 2300 Km at Pyhäsalmi (Finland) (b) A Superbeam setup originating in CERN and reaching a 500 Kt Water Cherenkov detector [43] placed at a distance of 130 Km at Fréjus (France).

Oscillation Parameters	Central Values	Error (%)
Δm_{12}^2	$7.5 \times 10^{-5} \text{ eV}^2$	3
Δm_{31}^2	$2.5 \times 10^{-3} \text{ eV}^2$	3
$\sin^2 \theta_{12}$	0.31	5
θ_{23}	38.3°	8
$\sin^2 2\theta_{13}$	0.094	5

TABLE II: Central values of the oscillation parameters with errors

For both the set-ups following ref [44] we consider the true values of the neutrino oscillation parameters as shown in table II and have taken into account the errors in the statistical analysis. For earth matter density the PREM profile [45] has been considered. Also we have considered an error of 2% on matter density profile.

The flux considered for set-up (a) has mean energy ~ 5 GeV, which are computed for 50 GeV protons and 3.10^{21} protons on target per year. For our analysis the beam power has been considered of about 0.8 MW per year and the time period has been taken to be 5 years each for neutrinos and anti-neutrinos. We consider the same flux as in [12]. The detector characteristics for set-up (a) is given in table III [46]. The correlation between the visible energy of background NC events and the neutrino energy is implemented by migration matrices which has been provided by L. Whitehead [47].

Signal Studies	ν_e CC appearance Studies	ν_μ CC Disappearance Studies
Signal efficiency	80%	85%
ν_μ NC mis-identification rate (Background)	1%	0.5%
ν_μ CC mis-identification rate (Background)	1%	0%
Signal Normalization error	5%	10%
Background Normalization Error	15%	20%
Neutrino Energy Resolution		
ν_e CC energy resolution	$0.15\sqrt{E}$	
ν_μ CC energy resolution	$0.2\sqrt{E}$	
E_{ν_μ} scale uncertainty	2%	
E_{ν_e} scale uncertainty	0.01%	

TABLE III: Detector characteristics for set-up (a)

The flux considered for set-up (b) has mean energy ~ 0.3 GeV, which are computed for 3.5 GeV protons and 10^{23} protons on target per year. For our analysis the beam power has been considered of about 4 MW per year and the time period has been taken to be 2 years for neutrinos and 4 years for anti-neutrinos. We consider the same flux as in [6, 48]. In the case of set-up(b) the efficiencies for the signal and background are included

in the migration matrices based on [43] except for the channels ν_μ disappearance, $\bar{\nu}_\mu$ disappearance and ν_μ (NC) which are 64%, 81% and 11.7% efficiencies respectively. We have considered systematic uncertainties of 2% on signal and background channels.

NSI	Strength of NSI	130 (Km)	2300 (Km)
ε 's	0	4358	397
ε_{ee}	0.375	4392	446
	0.75	4425	484
$\varepsilon_{e\mu}$	1.9×10^{-4}	4359	397
	3.8×10^{-4}	4360	397
$\varepsilon_{e\tau}$	0.125	4398	627
	0.25	4440	960
$\varepsilon_{\mu\tau}$	0.125	4344	375
	0.25	4329	355
$\varepsilon_{\mu\mu}$	0.04	4359	403
	0.08	4360	409
$\varepsilon_{\tau\tau}$	0.2	4337	338
	0.4	4316	287

TABLE IV: Total number of events for $\nu_\mu \rightarrow \nu_e$ oscillation for no NSI and for different NSI's

In table IV we have shown the expected number of events for two baselines for no NSIs' and also for medium and upper most allowed values of different NSIs' and have considered the central values of various parameters as shown in table II and matter densities are 2.7 gm/cc and 3.1378 gm/cc for 130 Km and 2300 Km respectively. Except for NSIs' $\varepsilon_{\mu\tau}$, $\varepsilon_{e\mu}$ and $\varepsilon_{\tau\tau}$ for other NSIs' the expected number of events for $\nu_\mu \rightarrow \nu_e$ oscillation channel are found to be more than the number of events for no NSIs'. Particularly for $\varepsilon_{e\tau}$ there is significant increase in the number of events with respect to no NSI case. This matches with our discussion in section II.

In doing the whole analysis we have used GLoBES software [21, 22] and for taking into account NSIs' we have followed the method described in [22] and modified the source file "probability.c" in GLoBES appropriately and inserted the NSI's in the subroutine where the hamiltonian for matter interaction is defined. Then we have included the new probability program as instructed by the manual of GLoBES.

In performing the χ^2 analysis the observable channels that we have considered in the χ^2 analysis are $\nu_\mu \rightarrow \nu_e$, $\bar{\nu}_\mu \rightarrow \bar{\nu}_e$, $\nu_\mu \rightarrow \nu_\mu$ and $\bar{\nu}_\mu \rightarrow \bar{\nu}_\mu$. We have considered a Poissonian χ^2 with priors over the parameters $\theta_{12}, \theta_{13}, \theta_{23}, \delta_{CP}, \Delta m_{21}^2, \Delta m_{31}^2, \rho$. In the next section while presenting the results for various discovery reaches we have mentioned how test values of some parameters have been fixed.

IV. RESULTS

In this work we have done a comparative study for the two experimental set-ups (a) and (b) in finding the discovery reach of the CP violation due to only Dirac phase δ in PMNS matrix and also due to this Dirac phase as well as one of the NSI phases (corresponding three NSIs' in the off-diagonal elements of NSI matrix) for both hierarchies.

A. Discovery reach of CP violation due to δ for real NSIs'

To compare with the CP violation discovery reach in presence of NSI with that in absence of NSIs' we present below the earlier known results on CP violation discovery reach for SM interactions of neutrinos with matter. We have fixed δ^{test} to 0 and π and have marginalized over hierarchy for every δ^{true} value.

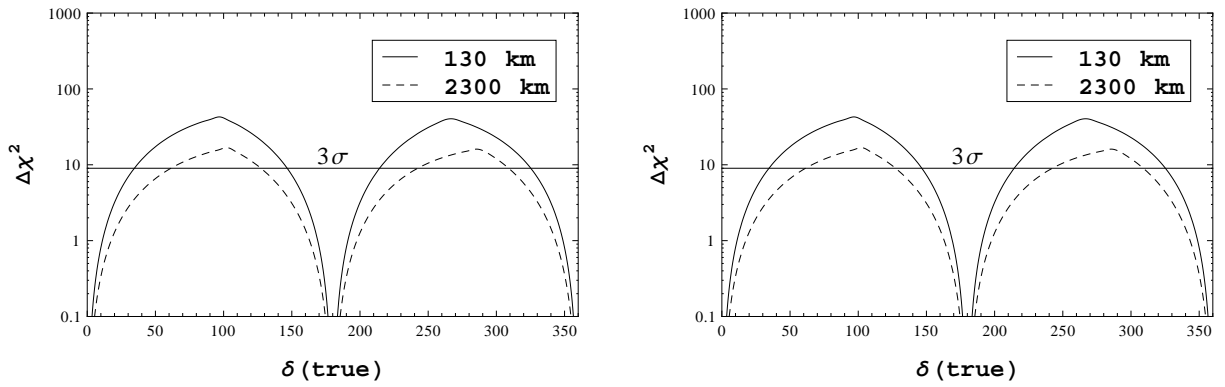


FIG. 4: Discovery reach of CP violation due to δ for two different baselines 130 Km and 2300 Km considering only SM interactions. The left panel is for NH and the right panel is for IH.

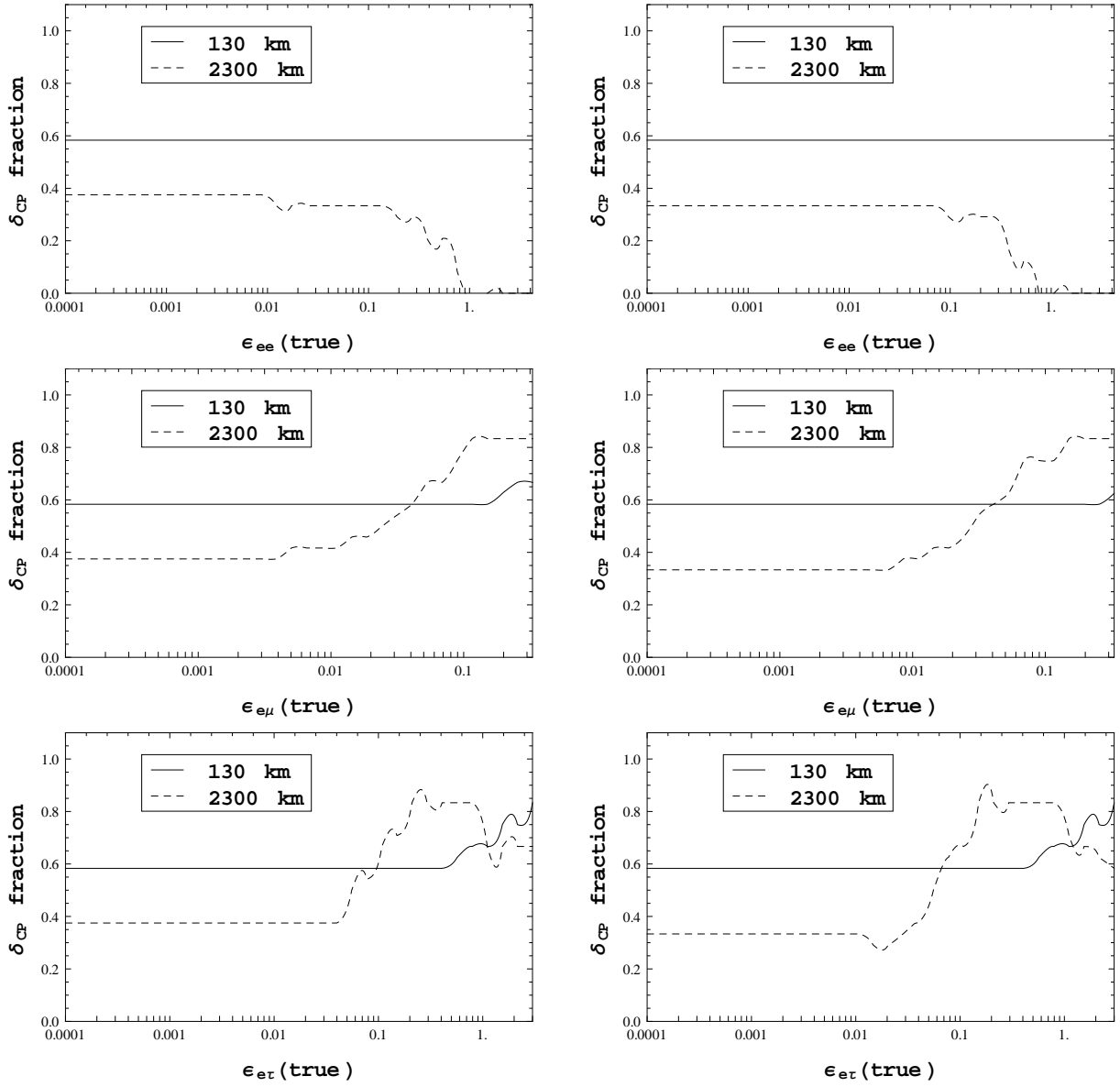


FIG. 5: δ_{CP} fraction for two different baselines 130 Km and 2300 Km at 3σ considering NSIs ϵ_{ee} , $\epsilon_{e\mu}$ and $\epsilon_{e\tau}$. The left hand panel is for NH and the right hand panel is for IH.

In figure 4 we have shown the $\Delta\chi^2$ values versus $\delta(true)$ for SM interactions of neutrinos with matter from which the discovery reach can be obtained at different confidence levels. Particularly at 3σ confidence level for 130 Km baseline the CP violation could be discovered around δ_{CP} fraction of 0.59 of the possible δ values for both normal and inverted hierarchy (true value) whereas for 2300 Km baseline these values are about 0.37 for normal hierarchy and 0.35 for inverted hierarchy. Here we define δ_{CP} fraction as the fraction of the total allowed range (0 to 2π) for the CP violating phase over which CP violation can be discovered. So for longer baseline for normal hierarchy the discovery reach is better than the inverted hierarchy. The discovery reach for longer baseline of 2300 Km was shown earlier by Coloma *et al* [12]. So with only SM the

short baseline like 130 Km seems to be better for good discovery reach of CP violation. This was observed earlier by different authors [13–17]. However, the short baseline may not be always better in presence of NSI which we discuss below.

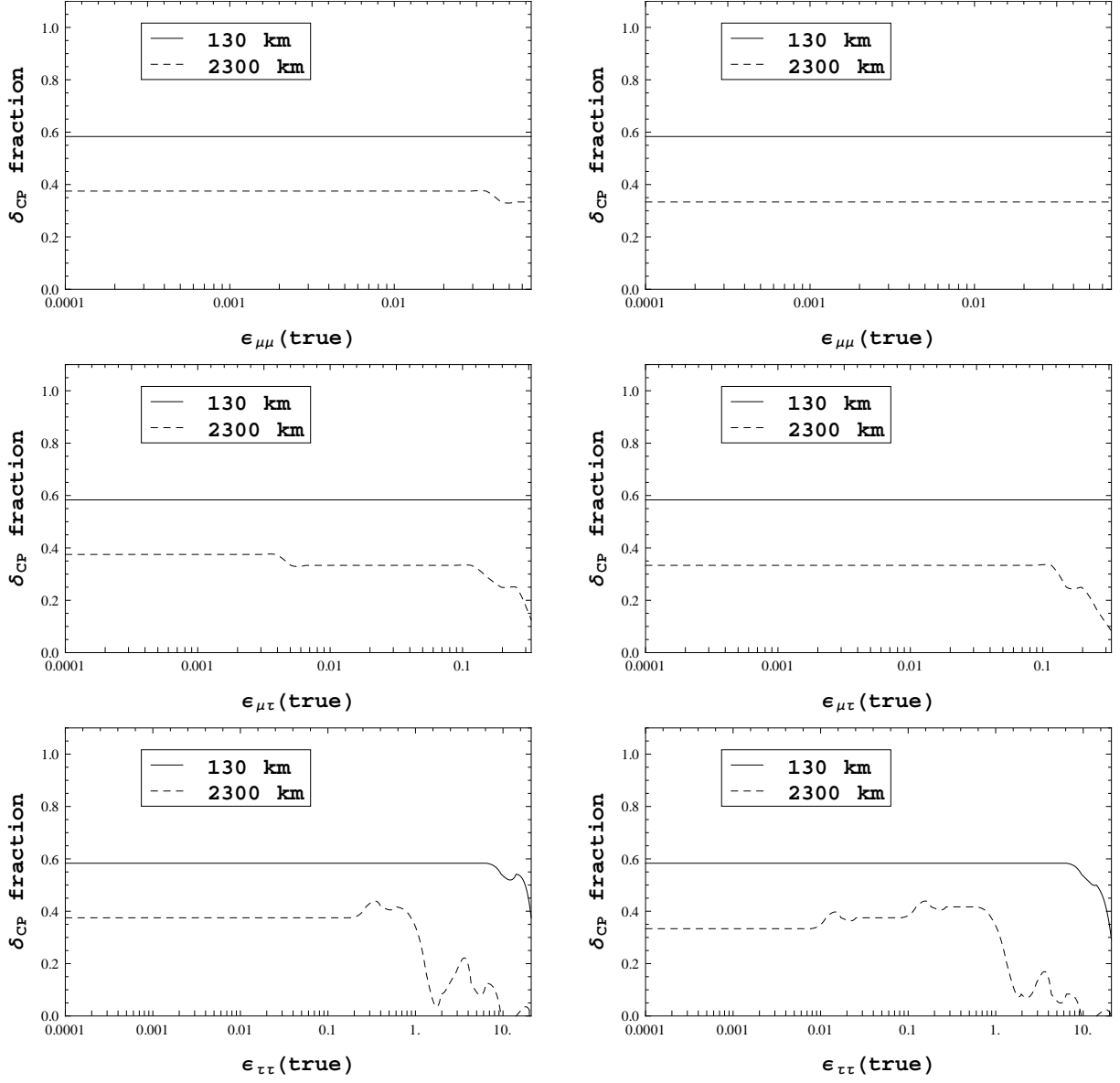


FIG. 6: δ_{CP} fraction for two different baselines 130 Km and 2300 Km at 3σ considering NSIs $\epsilon_{\mu\mu}$, $\epsilon_{\mu\tau}$ and $\epsilon_{\tau\tau}$. The left hand panel is for NH and the right hand panel is for IH.

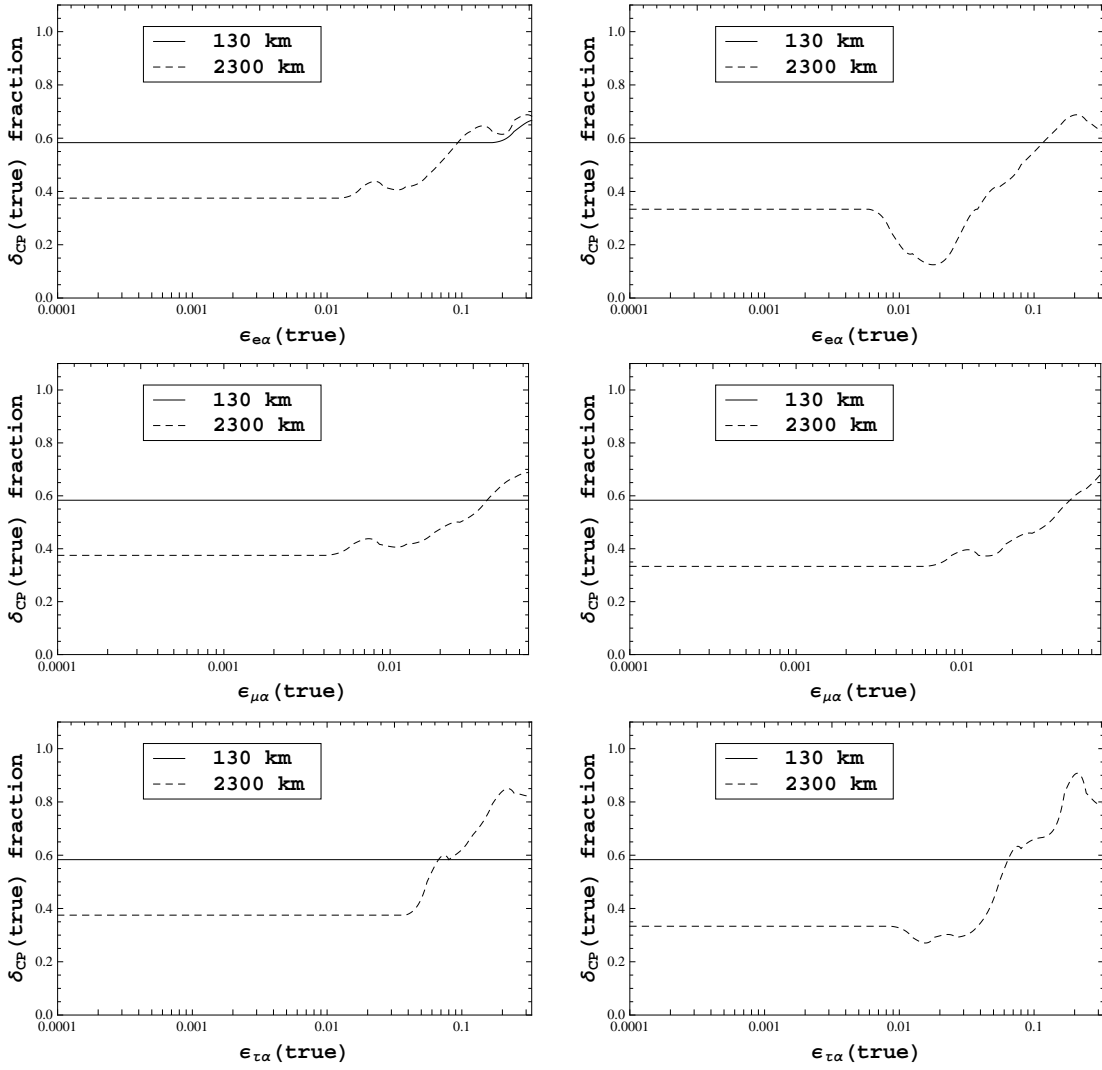


FIG. 7: δ_{CP} fraction for two different baselines 130 Km and 2300 Km at 3σ considering NSIs $\varepsilon_{e\alpha}$, $\varepsilon_{\mu\alpha}$ and $\varepsilon_{\tau\alpha}$. The left panel is for NH and the right panel is for IH.

For finding the discovery reach of CP violation due to δ in presence of NSIs' we have fixed δ^{test} to 0 and π and have marginalized over hierarchy like the earlier case. We have considered same value for NSI^{test} and NSI^{true} while varying them. We have varied the value of NSIs' in the range of 10^{-4} to the upper bound of respective NSIs' provided by the Model independent bounds given in Table I. At 3σ confidence level, we show the δ_{CP} fraction for different NSI values. We have considered one NSI at a time. In figure 5 we have compared the discovery reach of CP violation for 130 Km baseline and 2300 Km baseline in presence of NSIs - ε_{ee} , $\varepsilon_{e\mu}$ and $\varepsilon_{e\tau}$ for both the hierarchies. For ε_{ee} in the range as mentioned above for 130 Km baseline seems to give a better discovery reach of CP fraction for both the hierarchies. However, for 2300 Km baseline the CP fraction starts dropping for $\varepsilon_{ee} \gtrsim 0.2$ for NH and 0.1 for IH. For $\varepsilon_{e\mu}$, 130 Km baseline has better discovery reach for both the neutrino mass hierarchies upto about $\varepsilon_{e\mu} \lesssim 0.15$ for NH and 0.25 for IH and for 2300 Km baseline it has better discovery reach for both the neutrino mass hierarchies for

$\varepsilon_{e\mu} \gtrsim 0.004$ for NH and 0.006 for IH. For $\varepsilon_{e\tau}$ 130 Km baseline is better in the range $0.1 \lesssim \varepsilon_{e\tau} \lesssim 3.0$ for NH and $0.4 \lesssim \varepsilon_{e\tau} \lesssim 3$, for IH. For 2300 Km baseline is better in the range $0.03 \lesssim \varepsilon_{e\tau} \lesssim 3.0$ for NH and $0.02 \lesssim \varepsilon_{e\tau} \lesssim 3$, for IH. For NSI of the order of 10^{-4} there is almost negligible effect on the CP violation discovery reach and the CP fractions correspond to almost that for SM value. One may note that in the expression of oscillation probability (following perturbation method) in presence of particularly two NSIs' $\varepsilon_{e\mu}$ and $\varepsilon_{e\tau}$ more δ dependent terms appear. This could be the reason for better discovery reach of CP violation in presence of these two NSIs' in comparison to the case of only SM as seen in the figures. In figure 6 we have compared the discovery reach of CP violation for 130 Km baseline and 2300 Km baseline in presence of NSIs - $\varepsilon_{\mu\mu}$, $\varepsilon_{\mu\tau}$ and $\varepsilon_{\tau\tau}$. Here we see for the entire allowed range of these NSI parameters there is better discovery reach for 130 Km baseline. For $\varepsilon_{\mu\tau}$ for 130 Km baseline there is no significant deviation of δ_{CP} fraction from its' SM value. However, for 2300 Km baseline this fraction starts decreasing from its' SM value above around 0.004 for NH and above around 0.1 for IH. For $\varepsilon_{\tau\tau}$ for 130 Km baseline this fraction starts deviating from its' SM value above around 9.0 for NH and above around 10.0 for IH. For 2300 Km baseline this fraction starts deviating from its' SM value above around 0.2 for NH and above around 0.01 for IH. One may note that the effect of the NSI - $\varepsilon_{e\mu}$, $\varepsilon_{\mu\mu}$, $\varepsilon_{\mu\tau}$ and $\varepsilon_{\tau\tau}$ on the CP violation discovery is negligible due to their relatively smaller values. The straight line in the figures 5 and 6 corresponding to those NSIs' indicates this negligible effect. Particularly for the stringent bound of $\varepsilon_{\mu\mu}$ the CP fraction almost correspond to that for only SM case except for the higher value of this NSI around 0.25 for longer baseline with normal hierarchy there is departure from SM value.

Next, in figure 7 we consider each generation separately which corresponds to three NSIs' at a time. We consider the same values for all three such NSIs' and consider their uppermost value satisfying their individual upper bounds. In this case we have fixed δ^{test} to 0 and π and have marginalized over hierarchy. For three NSIs' corresponding to each generation we have considered same test and true values for all three NSIs'. For $\varepsilon_{e\alpha}$ for 130 Km baseline this fraction starts deviating from its' SM value above around 0.25 for NH and for IH it is around SM value. For 2300 Km baseline this fraction starts deviating from its' SM value above around 0.015 for NH and above around 0.006 for IH. For $\varepsilon_{\mu\alpha}$ for 130 Km baseline this fraction remains around SM value over the considered range for both hierarchies. For 2300 Km baseline this fraction starts deviating from its' SM value above around 0.005 for NH and above around 0.008 for IH. For $\varepsilon_{\tau\alpha}$ for 130 Km baseline this fraction remains around SM value over the considered range for both hierarchies. For 2300 Km baseline this fraction starts deviating from its' SM value above around 0.5 for NH and above around 0.01 for IH.

B. Discovery reach of CP violation due to both δ and complex NSI phases

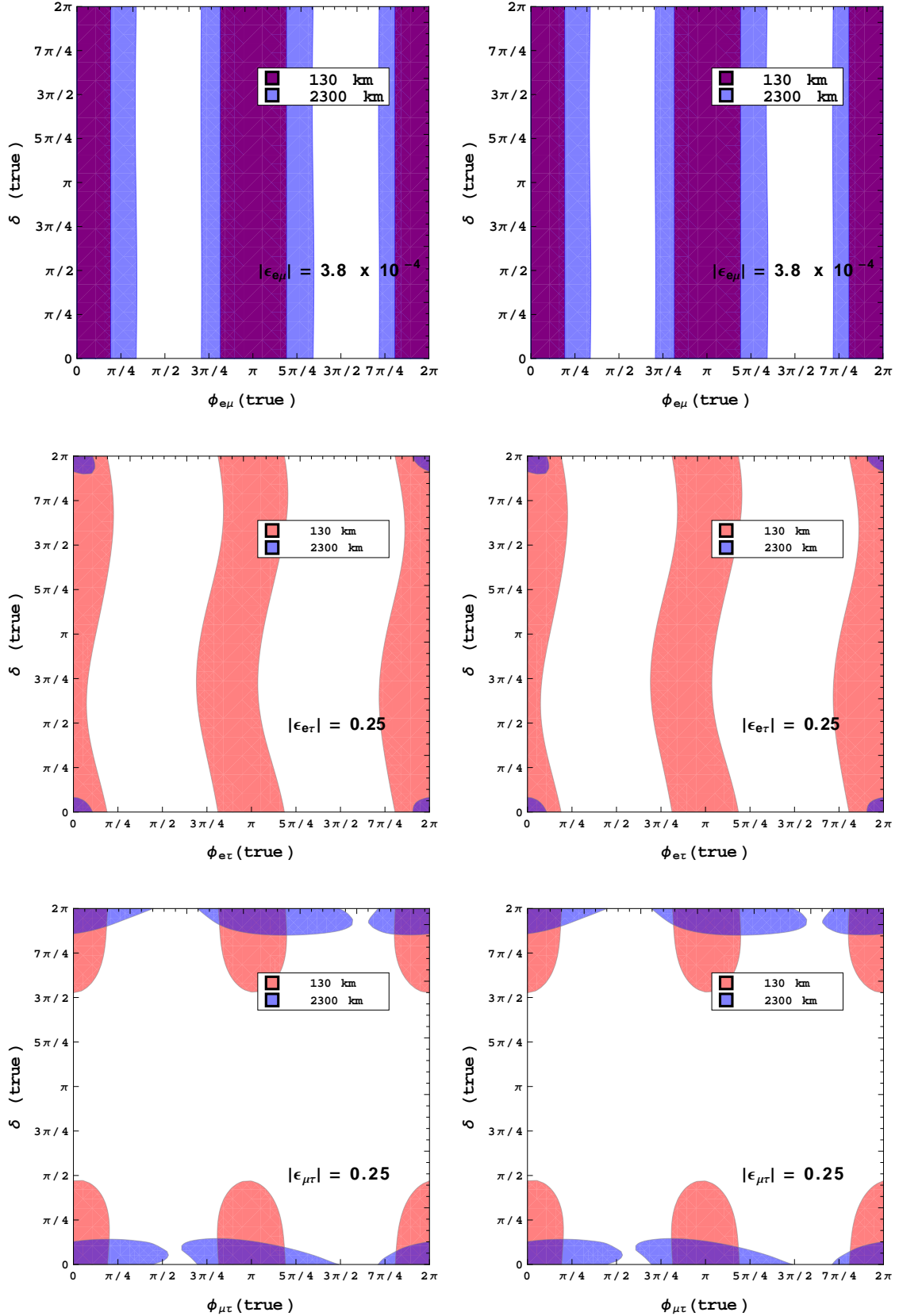


FIG. 8: Allowed region (unshaded) for total CP violation discovery reach δ_{CP} fraction for two different baselines 130 Km and 2300 Km at 3σ considering NSI phases $\phi_{e\mu}$, $\phi_{e\tau}$ and $\phi_{\mu\tau}$. The left panel is for NH and the right panel is for IH.

Here we show the contours showing discovery reach of CP violation due to both δ and complex NSI phases for both the baselines 130 Km and 2300 Km baselines. The off-diagonal elements in the NSI matrix - $\varepsilon_{e\mu}$, $\varepsilon_{e\tau}$ and $\varepsilon_{\mu\tau}$ could be complex whereas other NSIs' are real. For that we have fixed δ^{test} & ϕ_{NSI}^{test} to 0 and π and then have marginalized over hierarchy (test) over all of them for every pair of δ^{true} and ϕ_{NSI}^{true} considering one NSI at a time. We have fixed absolute value of the respective NSIs to their uppermost allowed values given by the Model dependent bounds as shown in table I. In figure 8 we have shown the allowed discovery region in the plane of Dirac phase δ and one of the three NSI phases (true) to show the discovery reach of total CP violation due to both δ and one of the NSI phases. In these plots the unshaded regions corresponds to the total discovery reach of CP violation. For $\delta = 0, \pi, 2\pi$ and the NSI phases also having those values obviously one can not get CP violation discovery. Corresponding to δ values very near to $\delta = \pi$ with NSI phases having one of those CP conserving values, sometimes the region for which CP violation can not be discovered, is too small to be seen in the figures. For NSI phase $\phi_{e\mu}$ there are some values of it for which CP violation discovery reach is not possible for any value of δ . For longer and shorter baseline as the pattern is similar for no observation of CP violation for any δ values so this problem may not be solved by considering combination of two baselines with one shorter and another longer baseline. For 130 Km baseline these values are from 0 to $3\pi/16$; $13\pi/16$ to $19\pi/16$ and $29\pi/16$ to 2π . For 2300 Km baseline these values are from 0 to $5\pi/16$; $23\pi/32$ to $4\pi/3$ and $55\pi/32$ to 2π . This feature is due to highly stringent constraint on $|\varepsilon_{e\mu}|$ which is somewhat smaller than other NSIs'. For further smaller values of $|\varepsilon_{e\mu}|$ the possible discovery region will be further reduced. However, unlike $\phi_{e\mu}$ for $\phi_{e\tau}$ there is better discovery reach for longer baseline almost covering the entire region. One may note here that even for real $|\varepsilon_{e\tau}|$ there is better discovery reach of δ_{CP} fraction for higher value of this NSI as can be seen in figure 5.

V. CONCLUSION

We have studied the possible CP violation discovery reach due to Dirac phase δ in the leptonic sector through neutrino oscillation experiments with superbeam as neutrino source. To study the CP violation discovery reach in presence of NSIs' we have considered two experimental set-ups - one with a long baseline of 2300 Km directed towards a 100 Kt Liquid argon detector and the other with a relatively shorter baseline of 130 Km directed towards a 500 Kt Water Cherenkov detector and have considered central values of θ_{13} with errors as shown in table II coming from recent reactor experiments for our analysis.

In figures 1, 2, 3 we have shown the NSI effect Δ_p in the particular oscillation channel $\nu_\mu \rightarrow \nu_e$ (which is the most important channel for CP violation discovery) for different baseline length L and different neutrino energy E . It is found that oscillation probability $P_{\nu_\mu \rightarrow \nu_e}$ changes significantly in presence of NSI $\varepsilon_{e\mu}$ and $\varepsilon_{e\tau}$ in comparison to other NSIs for longer baselines and higher energies. It is known that in presence of SM interactions of neutrinos with matter the shorter baseline can give better discovery reach for CP violation [13–17]. However, as we have shown that in presence of NSI this may not be always true. Particularly, for NSIs' $\varepsilon_{e\mu}$ and $\varepsilon_{e\tau}$ (considering real) the CP violation discovery reach could be better than that for SM case for longer baseline like 2300 Km at above some values of NSI as shown in figures 5. Considering presence of three NSIs' at a time with their same values corresponding to a particular generation we find the similar observations for all three cases as shown in 7. But is very important to note here that this better discovery reach in presence of NSI is only possible provided that NSI has already been discovered. If NSI is not discovered then the shorter baseline is preferred for CP violation discovery to reduce the effect of real NSI.

NSIs' - $\varepsilon_{e\mu}$, $\varepsilon_{e\tau}$ and $\varepsilon_{\mu\tau}$ could be complex. We have considered the corresponding phases $\phi_{e\mu}$, $\phi_{e\tau}$ and $\phi_{\mu\tau}$ respectively in the analysis of the discovery reach of total CP violation. The CP violation discovery region has been shown in the $\phi_{ij} - \delta$ plane in figure 8. In presence of $\phi_{e\mu}$ the shorter baseline is found to be better for total CP violation discovery reach. But for $\phi_{e\tau}$ the longer baseline is consistently better. However, for $\phi_{\mu\tau}$ with its certain combinations with Dirac phase δ sometimes shorter and sometimes longer baseline seems to be better. Due to this feature particularly for total CP violation discovery reach in presence of NSI phase $\phi_{\mu\tau}$ the combination of two baselines might give better discovery reach. One may note here for complex NSI even if $|\text{NSI}|$ is known still there could be some values of NSI phases for NSI $\varepsilon_{e\mu}$ as seen in figure 8 for which neither the CP violation nor any values of δ could be discovered. Even for lesser NSI values than that considered in the figures, this kind of feature is expected. So in presence of NSI it could turn out that non-observation of CP violation might not imply the absence of Dirac phase δ which could have been observable in presence of SM interactions only for neutrinos with matter.

In this paper we have not discussed about the discovery reach of NSI as based on our discussion in section III the two experimental set-up which we have chosen are not really optimized for doing such analysis. NSI effects are found to be more in further longer baselines as shown in figures 1, 2 and 3 which we have not considered in this work. Considering the possibility of the presence of NSIs in nature it seems sometimes combination of both short and long baseline might improve the CP violation discovery reach in the leptonic sector through neutrino oscillation experiment with superbeam facility but this strategy may not work for complex $\varepsilon_{e\mu}$.

Acknowledgment: AD thanks Council of Scientific and Industrial Research, India for financial support through Senior Research Fellowship (EMR No. 09/466(0125)/2010-EMR-I) and ZR thanks University Grants Commission, Govt. of India for providing research fellowships. AD thanks S. K. Raut for discussion on GLoBES. We thank L. Whitehead and Luca Agostino for providing migration matrices for Liquid Argon detector and large scale water Cherenkov detector (as studied by MEMPHYS collaboration) respectively and for their other helpful communications.

-
- [1] Double Chooz collaboration, 2012 *Phys.Rev.Lett.* **108**, 131801, (*Preprint* arXiv:1112.6353).
 - [2] F. P. An *et al.* [DAYA-BAY Collaboration], 2012 *Phys. Rev. Lett.* **108**, 171803, (*Preprint* arXiv:1203.1669).
 - [3] P. Adamson *et al.* [MINOS Collaboration], *Phys. Rev. Lett.*, (*Preprint* arXiv:1301.4581).
 - [4] RENO collaboration, 2012 *Phys.Rev.Lett.* **108** 191802, (*Preprint* arXiv:1204.0626).
 - [5] Y. Itow *et al.* [T2K Collaboration], *Preprint* hep-ex/0106019.
 - [6] J. -E. Campagne, M. Maltoni, M. Mezzetto and T. Schwetz, 2007 *J. High Energy Phys.* JHEP **0704**, 003, (*Preprint* hep-ph/0603172).
 - [7] S. Choubey *et al.* [IDS-NF Collaboration], *Preprint* arXiv:1112.2853.
 - [8] P. Zucchelli, 2002 *Phys. Lett. B* **532**, 166.
 - [9] J. Bouchez, M. Lindroos and M. Mezzetto, 2004 *AIP Conf. Proc.* **721**, 37, (*Preprint* hep-ex/0310059).
 - [10] S. K. Raut, R. S. Singh and S. U. Sankar, 2011 *Phys. Lett. B* **696**, 227, (*Preprint* arXiv:0908.3741).
 - [11] A. Dighe, S. Goswami and S. Ray, 2010 *Phys. Rev. Lett.* **105**, 261802, (*Preprint* arXiv:1009.1093).
 - [12] P. Coloma, E. Fernandez-Martinez and L. Labarga, 2012 *J. High Energy Phys.* JHEP **1211**, 069, (*Preprint* arXiv:1206.0475).
 - [13] S. K. Agarwalla, T. Li and A. Rubbia, 2012 *J. High Energy Phys.* JHEP **1205**, 154, (*Preprint* arXiv:1109.6526).
 - [14] P. Coloma, A. Donini, E. Fernandez-Martinez and P. Hernandez, 2012 *J. High Energy Phys.* JHEP **1206**, 073, (*Preprint* arXiv:1203.5651).
 - [15] P. Coloma, E. Fernandez-Martinez and L. Labarga, 2012 *J. High Energy Phys.* JHEP **1211**, 069, (*Preprint* arXiv:1206.0475).
 - [16] P. Coloma, T. Li and S. Pascoli, *Preprint* arXiv:1206.4038.
 - [17] P. Coloma, P. Huber, J. Kopp and W. Winter, 2013 *Phys. Rev. D* **87**, 033004, (*Preprint* arXiv:1209.5973).
 - [18] J. Kopp, M. Lindner, T. Ota and J. Sato, 2008 *Phys. Rev. D* **77**, 013007, (*Preprint* arXiv:0708.0152).
 - [19] T. Ota, 2008 *AIP Conf. Proc.* **981**, 231.
 - [20] K. Asano and H. Minakata, 2011 *J. High Energy Phys.* JHEP **1106**, 022, (*Preprint* arXiv:1103.4387).
 - [21] P. Huber, M. Lindner and W. Winter, 2005 *Comput. Phys. Commun.* **167** 195, (*Preprint* hep-ph/0407333).
 - [22] P. Huber, J. Kopp, M. Lindner, M. Rolinec and W. Winter, 2007 *Comput. Phys. Commun.* **177**, 432, (*Preprint* hep-ph/0701187).
 - [23] S. Davidson, C. Pena-Garay, N. Rius and A. Santamaria, 2003 *J. High Energy Phys.* JHEP **0303** 011, (*Preprint* hep-ph/0302093).
 - [24] M. M. Guzzo, P. C. de Holanda and O. L. G. Peres, 2004 *Phys. Lett. B* **591**, 1, (*Preprint* hep-ph/0403134).
 - [25] J. Barranco, O. G. Miranda, C. A. Moura and J. W. F. Valle, 2006 *Phys. Rev. D* **73** 113001, (*Preprint* hep-ph/0512195).
 - [26] G. Mangano, G. Miele, S. Pastor, T. Pinto, O. Pisanti and P. D. Serpico, 2006 *Nucl. Phys. B* **756** 100, (*Preprint* hep-ph/0607267).
 - [27] M. Blennow, T. Ohlsson and J. Skrotzki, 2008 *Phys. Lett. B* **660** 522, (*Preprint* hep-ph/0702059).
 - [28] J. Kopp, M. Lindner and T. Ota, 2007 *Phys. Rev. D* **76** 013001, (*Preprint* hep-ph/0702269).
 - [29] A. Esteban-Pretel, R. Tomas and J. W. F. Valle, 2007 *Phys. Rev. D* **76** 053001, (*Preprint* arXiv:0704.0032).
 - [30] A. M. Gago, H. Minakata, H. Nunokawa, S. Uchinami and R. Zukanovich Funchal, 2010 *J. High Energy Phys.*

- JHEP **1001** 049, (*Preprint* arXiv:0904.3360).
- [31] F. J. Escrivuela, O. G. Miranda, M. A. Tortola and J. W. F. Valle, 2009 *Phys. Rev. D* **80** 105009 [Erratum-ibid. *D* **80** 129908 (2009)], (*Preprint* arXiv:0907.2630).
 - [32] O. Yasuda, 2007 *Acta Phys. Polon. B* **38** 3381, (*Preprint* arXiv:0710.2601).
 - [33] G. Mitsuka *et al.* [Super-Kamiokande Collaboration], 2011 *Phys. Rev. D* **84** 113008, (*Preprint* arXiv:1109.1889).
 - [34] L. J. Hall, V. A. Kostelecky and S. Raby, 1986 *Nucl. Phys. B* **267** 415.
 - [35] R. Adhikari, S. K. Agarwalla and A. Raychaudhuri, 2006 *Phys. Lett. B* **642** 111, (*Preprint* hep-ph/0608034).
 - [36] C. Biggio, M. Blennow and E. Fernandez-Martinez, 2009 *J. High Energy Phys.* JHEP **0908** 090, (*Preprint* arXiv:0907.0097).
 - [37] T. Ohlsson, 2013 *Rept. Prog. Phys.* **76**, 044201, (*Preprint* arXiv:1209.2710).
 - [38] R. Adhikari, S. Chakraborty, A. Dasgupta and S. Roy, 2012 *Phys. Rev. D* **86**, 073010, (*Preprint* arXiv:1201.3047).
 - [39] A. Esmaili and A. Y. Smirnov, 2013 *J. High Energy Phys.* JHEP **1306**, 026 (2013), (*Preprint* arXiv:1304.1042).
 - [40] P. Adamson *et al.* [MINOS Collaboration], 2013 *Phys. Rev. D* **88**, 072011, (*Preprint* arXiv:1303.5314).
 - [41] K. Hagiwara *et al.*, 2002 *Phys. Rev. D* **66**, 010001.
 - [42] B. Pontecorvo, 1968 *Sov. Phys. JETP* **26** 984 [*Zh. Eksp. Teor. Fiz.* **53** (1967) 1717].
 - [43] L. Agostino *et al.* [MEMPHYS Collaboration], 2013 *J. Cosmology and Astroparticle Phys.* JCAP **1301**, 024, (*Preprint* arXiv:1206.6665).
 - [44] M. Bishai *et al.*, *Preprint* arXiv:1307.0807.
 - [45] A. M. Dziewonski and D. L. Anderson, 1981 *Phys. Earth Planet. Interiors* **25**, 297.
 - [46] C. Adams *et al.* [LBNE Collaboration], *Preprint* arXiv:1307.7335.
 - [47] L. Whitehead (Private communication).
 - [48] <http://www.mpi-hd.mpg.de/personalhomes/globes/glb/SPL.html>