

# Formats over Time: Exploring UK Web History

Andrew N. Jackson  
The British Library  
Boston Spa, Wetherby  
West Yorkshire, LS23 7BQ, UK  
Andrew.Jackson@bl.uk

## ABSTRACT

Is software obsolescence a significant risk? To explore this issue, we analysed a corpus of over 2.5 billion resources corresponding to the UK Web domain, as crawled between 1996 and 2010. Using the DROID and Apache Tika identification tools, we examined each resource and captured the results as extended MIME types, embedding version, software and hardware identifiers alongside the format information. The combined results form a detailed temporal format profile of the corpus, which we have made available as open data. We present the results of our initial analysis of this dataset. We look at image, HTML and PDF resources in some detail, showing how the usage of different formats, versions and software implementations has changed over time. Furthermore, we show that software obsolescence is rare on the web and uncover evidence indicating that network effects act to stabilise formats against obsolescence.

## Categories and Subject Descriptors

H.3.3 [Information Storage and Retrieval]: Information Search and Retrieval—*Information filtering, Selection process*; H.m [Information Systems]: Miscellaneous

## 1. INTRODUCTION

In order to ensure that our digital resources remain accessible over time, we need to fully understand the software and hardware dependencies required for playback and reuse. The relationship between bitstreams and the software that makes them accessible is usually expressed in terms of data ‘format’ - instead of explicitly linking individual resources to individual pieces of software, we attach identifiers like file extensions, MIME types and PRONOM IDs to each and use that to maintain the link. These identifiers can also be attached to formal format specifications, if such documentation is available.

Successful digital preservation therefore requires us to fully understand the relationship between data, formats, software

and documentation, and how these things change over time. Critically, we must learn how formats become obsolete, so that we might understand the warning signs, choices and costs involved. This issue, and the arguments around the threat of obsolescence, can be traced back to 1997, when Rothenburg asserted that “Digital Information Lasts Forever—Or Five Years, Whichever Comes First.” [1]. Fifteen years later, Rothenberg maintains that this aphorism is still apt [2]. If true, this implies that all formats should be considered brittle and transient, and that frequent preservation actions will be required in order to keep our data usable. In contrast, Rosenthal maintains that this is simply not the case, writing in 2010 that “when challenged, proponents of [format migration strategies] have failed to identify even one format in wide use when Rothenberg [made that assertion] that has gone obsolete in the intervening decade and a half.” [3]. Rosenthal argues that the network effects of data sharing act to inhibit obsolescence and ensure forward migration options will arise. Similarly, Rothenburg remains skeptical of the common belief that different types of content are normalising on HTML5 and so reducing the number of formats we need to address [2]. If these assertions are true, then format migration or emulation strategies become largely unnecessary, leaving us to concentrate on storing the content and simply making use the available rendering software.

The fact that the very existence of software obsolescence remains hotly disputed therefore undermines our ability to plan for the future. To find a way forward, we must examine the available evidence and try to test these competing hypotheses. In this paper, we begin this process by running identification tools over a suitable corpus, so that we can use the resulting format profile to explore what happens when formats are born, and when they fade away. Working in partnership with JISC and the Internet Archive (IA), we have been able to secure a copy of the IA web archives relating to the UK domain, and host it on our computer cluster. The collection is composed of over 2.5 billion resources, crawled between 1996 and 2010, and thus gives us a sufficiently long timeline over which some reasonable conclusions about web formats might be drawn.

Determining the format of each resource is not easy, as the MIME type supplied by the originating server is often malformed [4]. Instead, we apply two format identification tools to the content of each resource - DROID and Apache Tika. Both use internal file signature (or ‘magic numbers’) to identify the likely format of each bitstream, but

differ in coverage, complexity and granularity. In particular, DROID tuned to determine different versions of formats, while Apache Tika returns only the general format type, but augments it with more detailed information gleaned from parsing the bitstream. Thus, by combining both sets of results, we can come to a more complete understanding of the corpus. Furthermore, by comparing the results from the different identification tools, we can also uncover inconsistencies, problematic formats and weak signatures, and so help drive the refinement of both tools.

## 2. METHOD

The test corpus is called the JISC UK Web Domain Dataset (1996-2010), and contains over 2.5 billion resources harvested between 1996 and 2010 (with a few hundred resources dated from 1994), either hosted on UK domains, or directly referenced from resources hosted under ‘.uk’. This adds up to 35TB of compressed content held in 470,466 arc.gz and warc.gz files, now held on the a 50-node HDFS filesystem. As the content is hosted on this distributed filesystem, we are able to run a range of tools over the whole dataset in a reasonable time using Hadoop’s Map-Reduce framework.

Due to its prominence among the preservation community and the fine-grained identification of individual versions of formats, DROID was chosen as one of the tools. To complement this, we also chose to use the popular Apache Tika identification tool, which has been shown to have much broader format coverage [5]. Unfortunately, both tools required some modification in order to be used in this context. DROID was particularly problematic, and we were unable to completely extract the container-based identification system in a form that made it re-usable as a Map-Reduce task. However, the binary file format identification engine could be reused, and the vast majority of the formats that DROID can identify are based on using that code (and the DROID signature file it depends upon - we used signature file version 59). Herein, we refer to this as the ‘DROID-B’ tool. Both tools were run directly on the bitstreams, rather than being passed the URLs or responses in question, and so the identification was based upon the resource content rather than the name or any other metadata. For this first experimental scan, we decided to limit the identification process to the top-level resource associated with each URL and crawl time - archive or container formats were not unpacked.

In order to compare the results from DROID-B and Apache Tika with the MIME type supplied by the server, the identification results are normalised in the form of extended MIME Types. That is, where we know the version of a format as well as the overall MIME Type, we add that information to the identifier using a standard type parameter, e.g. “image/png; version=1.0”, corresponding to PUID fmt/11. In this way, extended MIME types can act as a bridge between the world of PRONOM identifiers and the standard identification system used on the web. Broad agreement between tools can be captured by stripping off the parameters, but their presence lets more detailed information be collected and compared in simple standard form. A number of formats also embed information about the particular software or hardware that was using in their creation - PDF files have a ‘creator’ and a ‘producer’ field, and many image formats have similar EXIF tags. As we are also in-

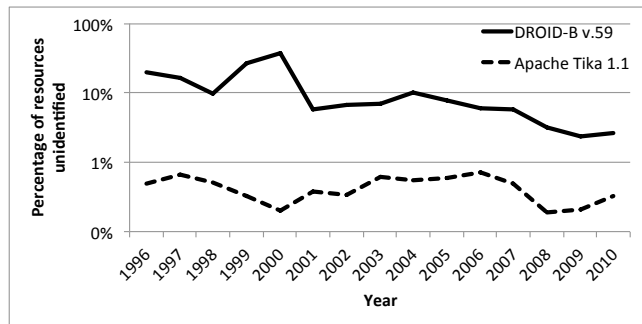


Figure 3.1: Identification failure rates for Apache Tika and DROID-B.

terested in the relationship between software and formats, we have attempted to extract this data and embed it in the extended MIME type as software and hardware parameters. The full identification process also extracted the year each resource was crawled, and combines this with the three different MIME types to form a single ‘key’. These keys were then collected and the total number of resources calculated for each. Overall, the analysis was remarkably quick, requiring just over 24 hours of continuous cluster time.

## 3. RESULTS

### 3.1 The Format Profile Dataset

The primary output of this work is the format profile dataset itself<sup>1</sup>. Each line of this dataset captures a particular combination of MIME types (server, Apache Tika and DROID-B), for a particular year, and indicates how many resources matched that combination. For example, this line:

```
image/png image/png image/png; version=1.0 2004 102
```

means that in this dataset there were 102 resources, crawled in 2004, that the server, Tika and DROID-B all agreed have the format ‘image/png’, with the latter also determining the format version to be ‘1.0’. Due to disagreements over MIME types and the number of different hardware and software identifiers the overall profile is rather large, containing over 530,000 distinct combinations of types and year. Below, we document some initial findings drawn from the data. However, there is much more to be gleaned from this rich dataset, and we have made it available under an open licence (CC0) in the hope that others will explore and re-use it.

### 3.2 Comparing Identification Methods

#### 3.2.1 Coverage & Depth

The identification failure rates for both tools are shown in Figure 3.1, as a percentage of the total number of resources from each year. Overall, Apache Tika has significantly lower failure rate than DROID-B - 1% versus around 10%. There also seems to be a significant downward trend in the DROID-B curve, which would indicate that DROID copes less well with older formats. However, initial exploration indicate that this is almost entirely due to the prevalence of pre-2.0 HTML, which was often poorly formed.

<sup>1</sup>To download the dataset, see <http://dx.doi.org/10.5259/ukwa.ds.2/fmt/1>.

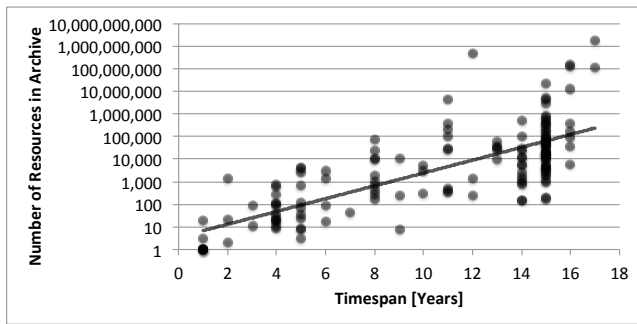


Figure 3.2: Number of resources of each format versus its lifespan. Formats identified using Apache Tika.

### 3.2.2 Inconsistencies

By comparing the simple MIME types (no parameters) we were able to compare the results from both tools, revealing 174 conflicting MIME type combinations. For example, some 2,957,878 resources that Apache Tika identified as ‘image/jpeg’ we identified as ‘image/x-pict’ by DROID. The PRONOM signature for this format is rather weak (consisting of a single byte value at a given offset) and can therefore produce a large number of false positives when run at scale<sup>2</sup>. Another notable class of weak signatures correspond to text-based formats like CSS, JavaScript, and older or malformed HTML. Apache Tika appears to perform slightly better here - for example, the HTML signature is much more forgiving than the DROID-B signature.

More subtle inconsistencies arose for the Microsoft Office binary formats and for PDF. In the former case, a full implementation of DROID would probably be able to resolve many of the discrepancies. The picture for PDF is more complex. The results were mostly consistent, but DROID-B failed to recognise 1,340,462 resources that Apache Tika identified as PDF. This appears to be because the corresponding PRONOM signature requires the correct end-of-file marker (‘%%EOF’) to be present, whereas many functional documents can be mildly malformed, e.g. ending with ‘%%EO’ instead. Also, the results for PDF/A-1a and PDF/A-1b were not entirely consistent, with Tika failing to identify many documents that DROID-B matched, but matching a small number of PDF/A-1b documents that DROID missed. A detailed examination of the signatures and software will be required to resolve these issues.

## 3.3 Format Trends

As mentioned in the introduction, one of the core questions we need to understand is whether formats last a few years and then die off, or whether (on the web at least) network effects take over and help ensure formats survive. We start to examine this question by first determining the lifespan of each format - i.e. the number of years that have elapsed between a format’s first and last appearance in the archive. This lifespan is plotted against the number of resources that were found to have that format, such that young and rare

<sup>2</sup>Indeed, it appears that this signature has been removed from the latest version of the DROID binary signature file (version 60, published during preparation).

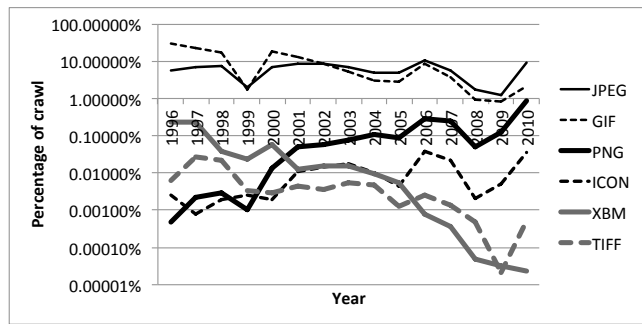


Figure 3.3: Selected popular image formats over time. Formats identified using Apache Tika.

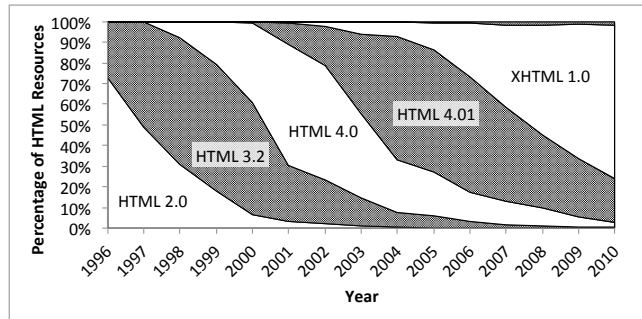


Figure 3.4: HTML versions over time. Formats identified using DROID-B.

formats appear in the bottom-left corner, whereas older and popular formats appear in the top-right, as shown in figure 3.2. Due to the extreme variation in usage between formats, the results are plotted on a logarithmic scale.

If popularity has no effect on lifespan, we would expect to see a simple linear trend - i.e. a format that has existed for twice as long as another would be found in twice as many documents. Due to the logarithmic vertical axis of figure 3.2, would be shown as a sharp initial increase followed by an apparent plateau. However, in the presence of network effects we would expect a much stronger relationship, and indeed this is what we find - a format that has been around longer is exponentially more common than younger formats (an exponential fit appears as a straight line in figure 3.2). A large number of formats have persisted for a long time (47 formats have been around for 15 years), and that since 1997, roughly six new formats have appeared each year while fewer have been lost (roughly 2 per year). While this confirms the presence of the network effects Rosenthal proposed, proving that these formats are more resilient against obsolescence will require a deeper understanding of obsolescence itself.

As a first step in that direction, we examine how format usage changes over time. Figure 3.3 shows the variation in usage of some of the most common image formats. Unsurprisingly, JPEG has remained consistently popular. In contrast, the PNG and ICO formats have become more popular over time, and the GIF, TIFF and XBM formats have decreased in popularity, with the drop in usage of the XBM format being particularly striking.

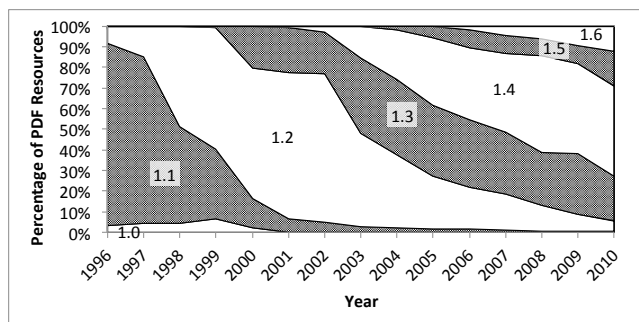


Figure 3.5: PDF versions over time. Formats identified using DROID-B and Apache Tika.

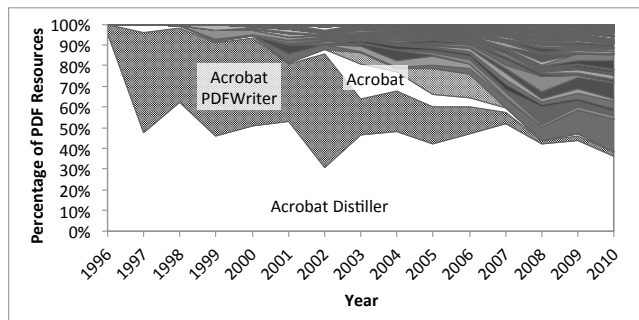


Figure 3.6: PDF software identifiers over time. Formats and software identified using Apache Tika.

### 3.4 Versions & Software

Figures 3.4 and 3.5 show how the popularity of various versions of HTML and PDF has changed over time. In general, each new version grows and dominates the picture for a few years, before very slowly sinking into obscurity. Thus, while there were just two active versions of HTML in 1996 (2.0 and 3.2), all six were still active in 2010. Similarly, there were three active versions of PDF in 1996 (1.0-1.2) and eleven different versions in 2010 (1.0-1.7, 1.7 Extension Level 3, A-1a and A-1b, with 1.2-1.6 dominant). In general, it appears that format versions, like formats, are quick to arise but slow to fade away.

Finally, figure 3.6 shows the popularity of different software implementations over time and the dominance of the Adobe implementations (although later years have seen an explosion in the number of distinct creator applications, with over 2100 different implementations of around 600 distinct software packages). Similarly, the JPEG data revealed over 1900 distinct software identifiers and over 2100 distinct hardware identifiers. We speculate that the number of distinct implementations can be taken as an indicator for the maturity, stability and degree of standardisation of a particular format, although more thorough analysis across more formats would be required to confirm this.

## 4. CONCLUSIONS

We have made a rich dataset available, profiling the format, version, software and hardware data from large web archive spanning almost one and a half decades. Our initial analysis supports Rosenthal’s position; that most formats last much

longer than five years, that network effects to appear to stabilise formats, and that new formats appear at a modest, manageable rate. However, we have also found a number of formats and versions that are fading from use, and these should be studied closely in order to understand the process of obsolescence. Furthermore, we must note that every corpus contains its own biases, such as crawl size limits or scope parameters<sup>3</sup>. Therefore, we recommend that similar analyses be performed on a wider range of different corpora in order to attempt to confirm these trends.

We used two different tools (DROID-B and Apache Tika) that perform the essentially the same task (format identification), and ran them across the same large and varied corpus. In effect, each can be considered a different ‘opinion’ on the format, and by uncovering the inconsistencies and resolving them, we can improve the signatures and tools in a very concrete and measurable way, and more rapidly approach something like a ‘ground truth’ corpus for format identification.

Future work will examine whether the underlying biases of the corpus can be addressed, whether we can reliably identify resources within container formats, and whether the raw resource-level data can be made available. This last point would allow many more format properties to be exposed and make it easier to resolve inconsistent results by linking back to the actual resources.

## 5. ACKNOWLEDGMENTS

This work was partially supported by JISC (under grant DI-INN06) and by the SCAPE Project. The SCAPE project is co-funded by the European Union under FP7 ICT-2009.4.1 (Grant Agreement number 270137).

## 6. REFERENCES

- [1] Rothenberg, Jeff; (1997) “Digital Information Lasts Forever—Or Five Years, Whichever Comes First.” RAND Video V-079
- [2] Rothenberg, Jeff; (2012) “Digital Preservation in Perspective: How far have we come, and what’s next?” Future Perfect 2012, New Zealand (Archived by WebCite® at <http://www.webcitation.org/68OuQxEHj>)
- [3] Rosenthal, David S.H.; (2010) “Format obsolescence: assessing the threat and the defenses”, Library Hi Tech, Vol. 28 Iss: 2, pp.195 - 210
- [4] Clausen, Lars R.; (2004) “Handling file formats” (Archived by WebCite® at <http://www.webcitation.org/68PyiaA9w>)
- [5] Radtisch, Markus; May, Peter; Askov Blekinge, Asger; Møldrup-Dalum, Per; (2012) “SCAPE Deliverable D9.1: Characterisation technology, Release 1 & release report.” (Archived by WebCite® at <http://www.webcitation.org/68OttmVnn>)

<sup>3</sup>Even the crawl time itself can be quite misleading, as a newly discovered resource may have been created or published some years before