

Oriented Hypergraphs I: Introduction and Balance

Lucas J. Rusnak*

Department of Mathematics
Texas State University
San Marcos, Texas, U.S.A.

lucas.rusnak@txstate.edu

Submitted: Sept 30, 2012; Accepted: MMM DD, YYYY; Published: XX

Mathematics Subject Classifications: 05C22, 05C65, 05C75

Abstract

An oriented hypergraph is an oriented incidence structure that extends the concept of a signed graph. We introduce hypergraphic structures and techniques central to the extension of the circuit classification of signed graphs to oriented hypergraphs. Oriented hypergraphs are further decomposed into three families – balanced, balanceable, and unbalanceable – and we obtain a complete classification of the balanced circuits of oriented hypergraphs.

Keywords: Oriented hypergraph; balanced hypergraph; balanced matrix; signed hypergraph

1 Introduction

Oriented hypergraphs have recently appeared in [6] as an extension of the signed graphic incidence, adjacency, and Laplacian matrices to examine walk counting. This paper further expands the theory of oriented hypergraphs by examining the extension of the cycle space of a graph to oriented hypergraphs, and we obtain a classification of the balanced minimally dependent columns of the incidence matrix of an oriented hypergraph.

It is known that the cycle space of a graph characterizes the dependencies of the graphic matroid and the minimal dependencies, or circuits, are the edge sets of the simple cycles of the graph. Oriented hypergraphs have a natural division into three categories: balanced, balanceable, and unbalanceable. The family of balanced oriented hypergraphs contain graphs, so a characterization of the balanced circuits of oriented hypergraphs can be regarded as an extension of the following theorem:

*A special thanks to Thomas Zaslavsky and Gerard Cornuéjols for their feedback.

Theorem 1.0.1. *C is the edge set of a circuit of a graph G if, and only if, C is a circuit of the graphic matroid $M(G)$.*

The development of hypergraphic incidence orientation is a direct extension of the work by Zaslavsky in [12, 13, 14], while the concept of balance is a relaxed version of the concepts which appear in [1, 2, 3, 10].

Section 2 introduces basic oriented hypergraphic definitions and the incidence matrix. Section 3 collects the operations relevant to the classification of oriented hypergraphic circuits. Section 4 discusses hypergraphic extensions of paths and cycles. Section 5 introduces the hypergraphic cyclomatic number and the incidence graph. These lead to the development of the concept of balance for oriented hypergraphs in Section 6, and a complete classification of the balanced oriented hypergraphic circuits in Section 7.

1.1 Signed Graphs

A signed graph is a generalization of a graph that allows edges incident to 2 or fewer vertices and signs every 2-edge $+$ or $-$. The edges incident to zero vertices are called *loose edges*, while the edges incident to exactly 1 vertex are called *half edges*. A *circle* of signed graph is the edge set of a simple cycle, a half edge, or a loose edge. A circle is *positive* or *negative* according to the product of the signs of its edges. A loose edge is regarded as positive, while a half edge is regarded as negative. A *handcuff* is a pair of disjoint circles connected by a path of length ≥ 1 , or two circles who only share a single vertex. If both circles of a handcuff are positive we say the handcuff *balanced*, and if both circles are negative we say the handcuff is *contra-balanced*.

While Zaslavsky introduces two natural matroids associated to a signed graph, our focus is on the frame matroid, which most faithfully extends the concepts of graph theory via the signed incidence matrix. The circuits of the signed graphic frame matroid are classified by the following theorem of Zaslavsky in [12].

Theorem 1.1.1. *C is a circuit of the signed graphic frame matroid $M(\Sigma)$ if, and only if, C is the edge set of a positive circle or a contra-balanced handcuff in the signed graph Σ .*

We can regard a graph as a signed graph in which each edge is positive, so every circle of a graph is necessarily positive, thus theorem 1.1.1 subsumes the graphic circuit classification. Orientations of signed graphs (see [14]) motivates the development of incidence-oriented hypergraphs. While our focus is on hypergraphic extensions of balanced signed graphs we also refine the concept of an unbalanced signed graph into balanceable and unbalanceable oriented hypergraphs.

The concept of an incidence-oriented hypergraph extending a signed graph for VLSI design and logic synthesis was introduced in 1992 by Shi in [9], and further developed by Shi and Brzozowski in [8]. Incidence-oriented hypergraphs and balance were independently developed by Rusnak in [7] as a combinatorial model to extend algebraic and spectral graph theoretic results to integral matrices as well as examine the circuit structure of representable matroids — this paper is an adaptation of the introduction and classification of those balanced minimal dependency results.

2 An Introduction to Oriented Hypergraphs

2.1 Introductory Definitions

Let V and E be disjoint finite sets whose respective elements are called *vertices* and *edges*. An *incidence function* is a function $\iota : V \times E \rightarrow \mathbb{Z}_{\geq 0}$, while a vertex v and an edge e are said to be *incident with respect to* ι if $\iota(v, e) \neq 0$. An *incidence* is a triple (v, e, k) where v and e are incident and $k \in \{1, 2, 3, \dots, \iota(v, e)\}$. The value $\iota(v, e)$ is called the *multiplicity* of the incidence.

Let \mathcal{I}_ι be the set of incidences determined by ι . Since the set \mathcal{I}_ι also determines the incidence function we immediately drop the subscript notation and simply write \mathcal{I} . An *incidence orientation* is a function $\sigma : \mathcal{I} \rightarrow \{+1, -1\}$. Every incidence (v, e, k) is naturally extended to a quadruple $(v, e, k, \sigma(v, e, k))$ called an *oriented incidence*. An *oriented hypergraph* is the quadruple $(V, E, \mathcal{I}, \sigma)$. This formulation of oriented incidence is an extension of orientations of signed graphs in [14].

When drawing oriented hypergraphs the vertices are depicted as points in the plane while edges will be depicted as shaded regions in the plane whose incident vertices appear on its boundary. An oriented incidence $(v, e, k, \sigma(v, e, k))$ is drawn within edge e as an arrow entering v if $\sigma(v, e, k) = +1$, or an arrow exiting v if $\sigma(v, e, k) = -1$.

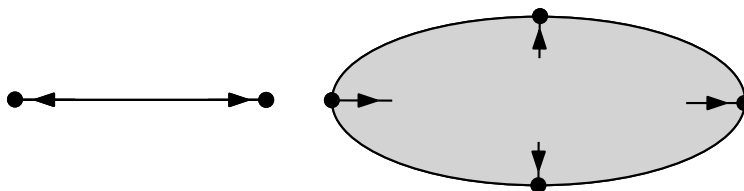


Figure 1: Two oriented hyperedges.

A triple (V, E, \mathcal{I}) is a *hypergraph*, and all definitions that do not depend on σ will be defined on the underlying hypergraph of an oriented hypergraph and will be inherited by the oriented hypergraph.

A hypergraph is *simple* if $\iota(v, e) \leq 1$ for all v and e , and for convenience we will write (v, e) instead of $(v, e, 1)$ if G is a simple hypergraph. Two, not necessarily distinct, vertices v and w are *adjacent with respect to edge* e if there exists incidences (v, e, k_1) and (w, e, k_2) such that $(v, e, k_1) \neq (w, e, k_2)$. An *adjacency* is a quintuple $(v, k_1; w, k_2; e)$ where v and w are adjacent with respect to edge e using incidences (v, e, k_1) and (w, e, k_2) .

The *degree*, or *valency*, of a vertex is equal to the number of incidences containing that vertex and is denoted $\deg(v)$. A vertex whose degree equals 0 is *isolated* and a vertex whose degree equals 1 is *monovalent*. The *size* of an edge is the number of incidences containing that edge, and an edge of size k is called a *k-edge*.

A *path* is a set of vertices, edges, and incidences of a hypergraph that form a sequence $a_0, i_1, a_1, i_2, a_2, i_3, a_3, \dots, a_{m-1}, i_m, a_m$, where $\{a_j\}$ is an alternating sequence of vertices and edges, i_j is an incidence containing a_{j-1} and a_j , and no vertex, edge, or incidence is repeated. The first and last elements of this sequence are the *end-points* of the path. A

path where both end-points are vertices is a *vertex-path*, a path where both end-points are edges is an *edge-path*, and a path where one end-point is a vertex and the other is an edge is a *cross-path* as it “crosses” the incidence structure from a vertex to an edge.

A hypergraph is *connected* if for any two distinct elements of $V \cup E$ there exists a path in G containing them. A hypergraph that is not connected is *disconnected*. A *connected component* is a maximal connected subhypergraph. An edge whose removal increases the number of connected components is an *isthmus*, a vertex whose removal increases the number of connected components is a *cut vertex*, and an incidence whose removal increases the number of connected components is a *shoal*.

A *circle of length k* is a set of k vertices, k edges, and $2k$ incidences that form a sequence $a_0, i_1, a_1, i_2, a_2, i_3, a_3, \dots, a_{2k-1}, i_{2k}, a_{2k}$, where $\{a_j\}$ is an alternating sequence of vertices and edges, i_j is an incidence containing a_{j-1} and a_j , and no vertex, edge, or incidence is repeated except $a_0 = a_{2k}$. By symmetry we may assume that a_0 is a vertex. A circle C is *degenerate* if, for some edge $a_i \in C$, there is a vertex $v \in C$ such that v is not a_{i-1} or a_{i+1} , and v is incident to a_i . A circle that is not degenerate is called *pure*.

Given a hypergraph G and a monovalent vertex v of G we say v is a *leaf of G* if the edge incident to v is not contained in a circle of G , however, we say v is a *thorn of G* if the edge incident to v is contained in some circle of G . An edge containing a leaf is a *twig* while an edge containing a thorn is a *briar*.

Given an adjacency $(v, k_1; w, k_2; e)$ we define the *sign of the adjacency* as

$$\text{sgn}_e(v, k_1; w, k_2) = -\sigma(v, e, k_1)\sigma(w, e, k_2).$$

This is shortened to $\text{sgn}_e(v, w) = -\sigma(v, e)\sigma(w, e)$ if G is simple. If v and w are not adjacent via edge e we say the sign of the non-adjacency is 0. It should be noted that signed 2-edges as discussed in [12] correspond to an edge with a single signed adjacency for oriented hypergraphs.

If $B = \{a_0, i_1, a_1, i_2, a_2, i_3, a_3, \dots, a_{n-1}, i_n, a_n\}$ is a circle or a path, then the *sign of B* is

$$\text{sgn}(B) = (-1)^p \prod_{h=1}^n \sigma(i_h),$$

where

$$p = \lfloor \frac{n}{2} \rfloor.$$

This implies that the sign of a circle is the product of the signs of all adjacencies in the circle.

Given a hypergraph $G = (V_G, E_G, \mathcal{I}_G)$ a *subhypergraph H* of G is the hypergraph $H = (V_H, E_H, \mathcal{I}_H)$ where $V_H \subseteq V_G$, $E_H \subseteq E_G$, and $\mathcal{I}_H \subseteq \mathcal{I}_G \cap (V_H \times E_H \times \mathbb{Z})$. This definition is more relaxed than conventional definitions as it allows for only parts of edges to appear in the subhypergraph, giving the flexibility to have incidence-centric treatments of subhypergraphs in addition to the usual edge-centric and vertex-centric subhypergraphs.

We are often interested in subhypergraphs with more structure than a general subhypergraph. Let $G = (V, E, \mathcal{I})$ be a hypergraph, and let $U \subseteq V$ and $F \subseteq E$. The

cross-induced subhypergraph of G on (U, F) is the subhypergraph $G:(U, F) = (U, F, \mathcal{I} \cap (U \times F \times \mathbb{Z}))$. If $U = V$ we say that the subhypergraph is an *edge-restriction to F* and write $G|F$. An *edge-induced hypergraph* is the hypergraph $G:F = (W, F, \mathcal{I} \cap (W \times F \times \mathbb{Z}))$ where $W = \{v \in V : v \text{ is incident to some } f \in F\}$. All hypergraph containment will take place in the edge-induced ordering unless otherwise stated.

2.2 The Incidence Matrix

Given a labeling $v_1, v_2, v_3, \dots, v_m$ of the elements of V , and $e_1, e_2, e_3, \dots, e_n$ of the elements of E , of an oriented hypergraph G , the *incidence matrix of G* is the $m \times n$ matrix $H_G = [\eta_{ij}]$, where

$$\eta_{ij} = \sum_{k=1}^{\iota(v_i, e_j)} \sigma(v_i, e_j, k).$$

If G is simple, then this is equivalent to

$$\eta_{ij} = \begin{cases} 0, & \text{if } (v_i, e_j) \notin \mathcal{I}, \\ 1, & \text{if } \sigma(v_i, e_j) = +1, \\ -1, & \text{if } \sigma(v_i, e_j) = -1. \end{cases}$$

Every simple oriented hypergraph with a labeled vertex set and labeled edge set has a representation as a $\{0, \pm 1\}$ -matrix using its incidence matrix. Moreover, a $\{0, \pm 1\}$ -matrix with labeled columns and rows has a unique representation as a simple oriented hypergraph with edge set equal to the column labels, vertex set equal to the row labels, and a vertex v and an edge e are incident if the (v, e) -entry in the matrix is non-zero.

Non-simple oriented hypergraphs may have incidence matrix entries other than 0, +1, or -1, for example, if there are three incidences containing the same vertex and edge each oriented +1, then a value of +3 would appear in the incidence matrix. It is also possible that two incidences at the same vertex within the same edge could be signed +1 and -1 and produce a net value of 0 in the incidence matrix. To avoid such redundancies all multiple incidences are regarded as having the same orientation unless stated otherwise.

An oriented hypergraph is said to be *dependent* if the columns of its incidence matrix are dependent, and adopt similar conventions for all matrix related terminology. The classification of the minimal column dependencies of a $\{0, \pm 1\}$ -matrix H begins with the following simple lemma.

Lemma 2.2.1. *If an oriented hypergraph contains a monovalent vertex, then it is not minimally dependent.*

Proof. If an oriented hypergraph contains a monovalent vertex, then there is a row with a single non-zero entry and the corresponding column cannot belong to a minimal dependency. \square

2.3 Incidence Duality

Given a hypergraph G the *incidence dual* G^* is the hypergraph obtained by reversing the roles of the vertices and edges. That is, given an oriented hypergraph $G = (V, E, \mathcal{I}, \sigma)$, its incidence dual G^* is the oriented hypergraph $(E, V, \mathcal{I}^*, \sigma^*)$ where $\mathcal{I}^* = \{(e, v, k) : (v, e, k) \in \mathcal{I}\}$, and $\sigma^* : \mathcal{I}^* \rightarrow \{+1, -1\}$ such that $\sigma^*(e, v, k) = \sigma(v, e, k)$. Observe that \mathcal{I}^* determines an incidence function ι^* where $\iota^*(e, v) = \iota(v, e)$. In graph theory a line graph can be regarded as the graphical approximation of incidence duality. A number of algebraic graph theoretic results hold in the more general setting of oriented hypergraphs and incidence duality, see [6].

A number of structures are closed under incidence duality. By interchanging the roles of edges and vertices the incidence dual of a path is still a path. Specifically, the incidence dual of a vertex-path is an edge-path, the incidence dual of an edge-path is a vertex-path, and the incidence dual of a cross-path is a cross-path. Similarly, the incidence dual of a circle is still a circle. However, we have a better result for circles:

Lemma 2.3.1. *The following are true for a circle C in an oriented hypergraph G .*

1. C is pure in G if, and only if, C^* is pure in G^* .
2. The sign of C in G is equal to the sign of C^* in G^* .

Proof. Incidence duality reverses vertices and edges, which, by symmetry, does not alter purity of a circle. Moreover, the incidence signs are also unchanged in the incidence dual, so the sign of a circle also remains unchanged. \square

3 Operations on Oriented Hypergraphs

3.1 Deletion, Switching, and 2-Contraction

Weak edge-deletion of edge e , denoted $G \setminus e$, is the hypergraph resulting from the set deletion of the edge e from E along with the removal of any incidences containing e from \mathcal{I} . The incidence dual of weak edge-deletion is *weak vertex-deletion* and is denoted $G \setminus v$ for $v \in V$, and removes the vertex v from V along with any incidences containing v . The removal of a single edge or a single vertex has the following effect on the incidence matrix.

Lemma 3.1.1. *Weak edge-deletion and weak vertex-deletion are equivalent to column-deletion and row-deletion in the corresponding incidence matrix.*

Deletion of a vertex along with all incident edges is called *strong vertex-deletion*, while its incidence dual operation is *strong edge-deletion*.

A *vertex-switching function* is any function $\theta : V \rightarrow \{-1, +1\}$. *Vertex-switching* the oriented hypergraph G means replacing σ by σ^θ , defined by: $\sigma^\theta(v, e, k_1) = \theta(v)\sigma(v, e, k_1)$; producing the oriented hypergraph $G^\theta = (V, E, \mathcal{I}, \sigma^\theta)$. Vertex-switching produces an adjacency sign sgn^θ , defined by: $sgn_e^\theta(v, k_1; w, k_2) = \theta(v)sgn_e(v, k_1; w, k_2)\theta(w)$.

Edge-switching is the incidence dual of vertex-switching, and negates all incidences that contain a given edge. Observe that switching has the effect of negating a column or row.

Lemma 3.1.2. *Edge-switching and vertex-switching are equivalent to column negation or row negation, respectively, in the corresponding incidence matrix.*

Lemma 3.1.3. *Edge-switching does not alter the signs of any adjacencies in an oriented hypergraph.*

Proof. Consider the adjacency $(v, k_1; w, k_2; e)$. Since switching an edge e negates all incidences containing e , the sign of this adjacency is

$$\text{sgn}_e(v, k_1; w, k_2) = -\sigma(v, e, k_1)\sigma(w, e, k_2)$$

before switching, and has sign

$$-[-\sigma(v, e, k_1)][-\sigma(w, e, k_2)] = \text{sgn}_e(v, k_1; w, k_2)$$

after switching. □

Lemma 3.1.4. *Vertex-switching does not alter the signs of any circles in an oriented hypergraph.*

Proof. Let $C = a_0, i_1, a_1, i_2, a_2, i_3, a_3, \dots, a_{2k-1}, i_{2k}, a_{2k}$ be a circle and a_j is the vertex we wish to switch. Switching a_j will negate incidences i_j and i_{j+1} , and the switched circle will have the same sign. □

Switching plays an essential part in defining contraction in an oriented hypergraph in order to have it agree with matroid contraction in the column dependency matroid of the incidence matrix. Because we will later restrict ourselves to a certain family of oriented hypergraphs, we only need to focus on the contraction of 2-edges and its incidence dual operation.

The origins of signed *2-edge-contraction* appear in [12] and its development remains faithful to the corresponding matroidal contraction. A positive 2-edge is contracted as a graphic edge, while a negative 2-edge is contracted by first switching one of the incident vertices so that the edge is positive and then contracting the edge.

Incidence dual to 2-edge-contraction is *2-vertex-contraction* and can be performed by taking the incidence dual, contracting the corresponding edge, and then dualizing again. We say a vertex is *compatibly oriented* (with respect to two of its incidences) if the product of the two incidences is negative. Compatible 2-vertex-contraction has the effect of combining the two incident edges into a single new edge with the contracted vertex removed.

Lemma 3.1.5. *Let G be a minimally dependent oriented hypergraph. If G' is obtained by a 2-vertex-contraction of G , then G' is minimally dependent.*

Proof. Let $G = (V, E, \mathcal{I}, \sigma)$ be a minimally dependent oriented hypergraph where $V = \{v_1, v_2, \dots, v_m\}$ and $E = \{e_1, e_2, \dots, e_n\}$. Let v_1 be the degree-2 vertex we wish to contract, and suppose the edges are labeled so that v_1 is incident to edges e_1 and e_2 . We may assume that v_1 is compatibly oriented, if it is not we can switch an incident edge since switching does not alter minimal dependencies.

Since G is minimally dependent, solving $H\mathbf{x} = \mathbf{0}$ yields a fully supported coefficient vector \mathbf{x} . This corresponds to the linear system

$$\sum_{i=1}^n \alpha_i \mathbf{e}_i = \mathbf{0},$$

where the values α_i are the entries of \mathbf{x} . Summing only row v_1 we see that $\alpha_1 e_{1,1} + \alpha_2 e_{1,2} = 0$ since $\deg(v_1) = 2$. Since v_1 is compatible we know that if $e_{1,1} = \pm 1$, then $e_{1,2} = \mp 1$, so $\alpha_1 = \alpha_2$. Thus columns \mathbf{e}_1 and \mathbf{e}_2 may be replaced with a single new column $\mathbf{e} = \mathbf{e}_1 + \mathbf{e}_2$, and row v_1 may be deleted as it contains only 0 entries. The resulting oriented hypergraph remains minimally dependent. \square

3.2 Subdivision and Column Splitting

The inverse of 2-vertex-contraction is called *edge-subdivision*. In a drawing of an oriented hypergraph, edge-subdivision bipartitions the incidences of an edge and “pinches off” the edge to produce a new degree-2 vertex between two newly created edges. A subdivision is *compatible* if the product of the two new incidences is negative and is *incompatible* if the product of the two new incidences is positive. If a subdivision is compatible we can immediately contract the newly introduced vertex to reclaim the original oriented hypergraph.

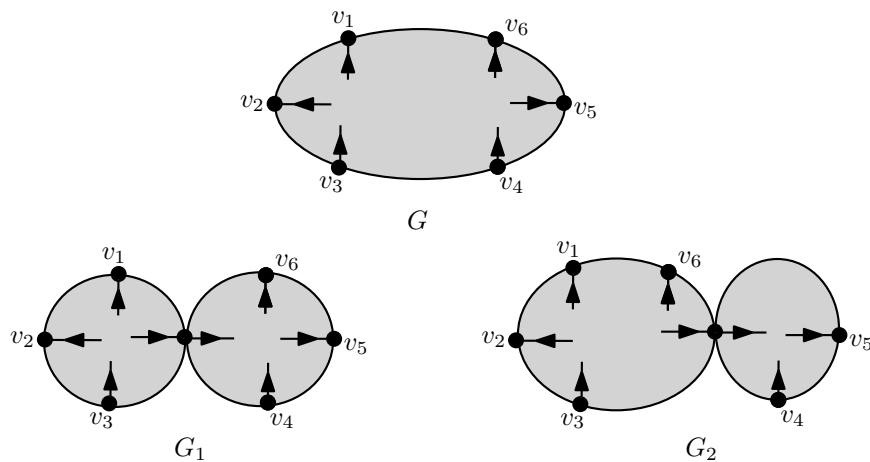


Figure 2: Two different subdivisions of a hyperedge.

Compatible subdivision plays a central role in understanding the structure of dependencies for two reasons. First, compatible subdivision does not alter the signs of any existing circles. Second, compatible subdivision does not alter minimal dependencies.

Lemma 3.2.1. *The sign of a path between two vertices in any compatible subdivision of an edge e is equal to the sign of their adjacency in e .*

Proof. Let v and w be two vertices incident to edge e , and edge e is to be subdivided into edges e_1 and e_2 . If v and w are in the same side of the bipartition of a subdivision of e they will have the same adjacency sign. If v and w are in different parts of the bipartition of e the newly introduced vertex u between them is compatibly oriented and the sign of the resulting vw -path is

$$\begin{aligned} [-\sigma(v, e_1)\sigma(u, e_1)][-\sigma(u, e_2)\sigma(w, e_2)] &= [\sigma(u, e_1)\sigma(u, e_2)][\sigma(v, e_1)\sigma(w, e_2)] \\ &= -[\sigma(v, e_1)\sigma(w, e_2)] \\ &= -[\sigma(v, e)\sigma(w, e)]. \end{aligned}$$

Which is the same as the original adjacency sign in e . □

From this we immediately have the following corollary.

Corollary 3.2.2. *Compatible subdivision does not change the signs of any circles.*

The operation of subdivision has an effect on the incidence matrix called *column splitting*. As with subdivision, we have *compatible* and *incompatible column splitting* depending on whether the associated subdivision was compatible or incompatible.

Lemma 3.2.3. *Let M be an $m \times n$ $\{0, \pm 1\}$ -matrix and M' be a matrix obtained by compatible column splitting M . If M is minimally dependent, then so is M' .*

Proof. Since the columns of M are minimally dependent there is a single solution (up to scaling) of the matrix equation $M\mathbf{x} = \mathbf{0}$. Moreover, by minimality, the vector \mathbf{x} satisfying this equation must have full support as no smaller supported vector can produce a dependency. Writing this as a linear combination of the column vectors we have

$$\sum_{i=1}^n \alpha_i \mathbf{c}_i = \mathbf{0},$$

where the α_i 's are the entries of \mathbf{x} and \mathbf{c}_i is the column vector corresponding to column i .

Let \mathbf{c}_1 be the column split into the new columns \mathbf{d}'_1 and \mathbf{d}'_2 , and the new row created be \mathbf{r} . We can assume that \mathbf{r} is introduced as the last row of the newly formed matrix M' . Let \mathbf{d}_1 and \mathbf{d}_2 be the column vectors obtained by removing row \mathbf{r} from \mathbf{d}'_1 and \mathbf{d}'_2 respectively.

Extend each column \mathbf{c}_i , $i \geq 2$, to a new column \mathbf{c}'_i where

$$\mathbf{c}'_i = \begin{bmatrix} \mathbf{c}_i \\ 0 \end{bmatrix}$$

and the entry 0 appears in row \mathbf{r} . Thus the matrix M' obtained by this compatible column splitting is

$$\begin{aligned} M' &= \left[\mathbf{d}'_1 \mid \mathbf{d}'_2 \mid \mathbf{c}'_2 \mid \mathbf{c}'_3 \mid \dots \mid \mathbf{c}'_n \right] \\ &= \left[\begin{array}{c|c|c|c|c|c} \mathbf{d}_1 & \mathbf{d}_2 & \mathbf{c}_2 & \mathbf{c}_3 & \dots & \mathbf{c}_n \\ \hline \pm 1 & \mp 1 & 0 & 0 & \dots & 0 \end{array} \right] \end{aligned}$$

where the last row is row \mathbf{r} .

Taking the same α_i 's, $i \geq 2$, that determined the minimal dependency for M , we let the coefficients on both \mathbf{d}'_1 and \mathbf{d}'_2 be α_1 . Taking this linear combination of columns of M' gives us

$$\sum_{i=2}^n \alpha_i \mathbf{c}'_i + \alpha_1 \mathbf{d}'_1 + \alpha_1 \mathbf{d}'_2.$$

For rows \mathbf{r}_1 through \mathbf{r}_m we necessarily get 0 as this corresponds to the original linear combination of columns except that we use either \mathbf{d}_1 or \mathbf{d}_2 depending on which column supports the entry of \mathbf{c}_1 . However, for row \mathbf{r} the linear system gives $\pm\alpha_1 \mp \alpha_1 = 0$, so this linear combination forms a dependency.

The dependency is clearly minimal as both new columns are required in the dependency, and $\alpha_1 \neq 0$ since the original matrix was minimally dependent and no α_i is zero. \square

Corollary 3.2.4. *If G is minimally dependent and G' is a compatible subdivision of G , then G' is minimally dependent.*

4 Circle and Path Analogs

4.1 Inseparability and Flowers

So far we have only translated the simple, closed path, property of a graphic circle to oriented hypergraphs. We now extend another property of graphic circles: the property of being minimally inseparable.

An oriented hypergraph is *inseparable* if every pair of incidences is contained in a circle. An inseparable oriented hypergraph is *circle-covered* if it contains a circle, or is a single 0-edge.

Lemma 4.1.1. *A circle-covered hypergraph contains no monovalent vertices, 1-edges, or isolated vertices.*

A *flower* is a circle-covered oriented hypergraph that is minimal in the edge-induced subhypergraphic ordering. Clearly every graphic circle is a flower, however, there are additional flowers in oriented hypergraphs other than circles.

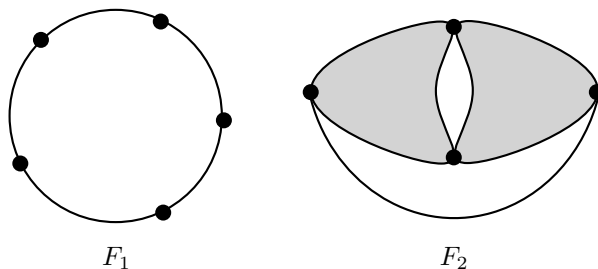


Figure 3: Two examples of flowers.

While flowers of an oriented hypergraph can have many circles, the concept of a flower is simplified in signed graphs.

Proposition 4.1.2. *F is a flower of a signed graph if, and only if, F is a circle or a loose edge.*

A *pseudo-flower* is an oriented hypergraph containing at least one thorn such that the weak-deletion of all thorns results in a flower. The subhypergraph resulting from the weak-deletion of thorns in a pseudo-flower is called its *flower-part*. A *k-pseudo-flower* is a pseudo-flower with exactly k thorns.

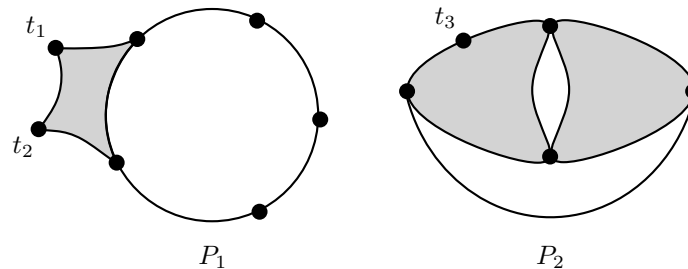


Figure 4: Two pseudo-flowers that contain the hypergraphs from Figure 3 as flower-parts.

Pseudo-flowers occur only as a degenerate example in signed graphs.

Proposition 4.1.3. *P is a pseudo-flower of a signed graph if, and only if, P is a half edge.*

4.2 Arteries

An *artery* is a connected, circle-free, 1-edge-free hypergraph in which the degree of every vertex is 1 or 2, or is a single vertex. The divalent vertices of an artery are called *internal vertices* of the artery, while the non-divalent vertices are called the *external vertices* of the artery. A *k-artery* is an artery with exactly k external vertices.

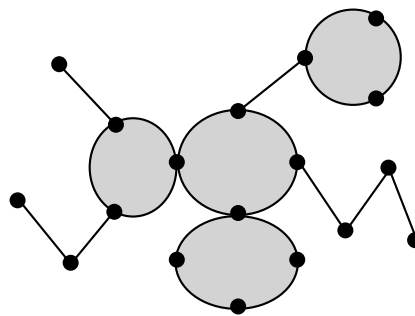


Figure 5: An artery.

The concept of an artery lies somewhere between a graphic tree and a path. An artery must also contain a unique a path between every pair of its vertices since it is

incidence dual to a graphic tree, however, every internal vertex must also have degree equal to 2. The simplest arteries are a single vertex, which is a 1-artery or *vertex-artery*, and a graphic path, which is a 2-artery.

Just as a graphical path can be thought of as a subdivision of a 2-edge, a k -artery can be regarded as a subdivision of a k -edge. The structure of arteries can be characterized through the operation of subdivision as indicated by the following useful lemmas.

Lemma 4.2.1. *A is a k -artery, $k \geq 2$, if, and only if, A can be vertex-contracted into a k -edge.*

Lemma 4.2.2. *A is a k -artery, $k \geq 2$, if, and only if, A is a subdivision of a k -edge.*

Flowers and pseudo-flowers are simplified in signed graphs, as indicated by Propositions 4.1.2 and 4.1.3, and we have the following result for arteries of signed graphs.

Proposition 4.2.3. *A is an artery of a signed graph if, and only if, A is a path.*

4.3 Arterial Connections and Hypercircles

Two hypergraphs that are either disjoint or have a single vertex in common are said to be *nearly-disjoint*. An *arterial connection of hypergraphs* is the union of a collection of pairwise nearly-disjoint hypergraphs \mathcal{H} with a collection of pairwise disjoint arteries \mathcal{A} satisfying:

AC1. The arterial connection is connected.

AC2. If $H \in \mathcal{H}$, $A \in \mathcal{A}$, and $H \cap A \neq \emptyset$, then $H \cap A = (v, \emptyset, \emptyset)$ and v is an external vertex of A .

AC3. If $H_1, H_2 \in \mathcal{H}$ and $H_1 \cap H_2 \neq \emptyset$, then $H_1 \cap H_2 = (w, \emptyset, \emptyset) \in \mathcal{A}$.

AC4. If $H_1, H_2 \in \mathcal{H}$ and $H_1 \cap H_2 = (w, \emptyset, \emptyset)$, then H_1 and H_2 are the only elements of \mathcal{H} that contain w .

AC5. Weak-deletion of any edge or vertex of an artery in \mathcal{A} disconnects the arterial connection.

An arterial connection of special interest is a *thorn-connection* which is the union of a collection of nearly-disjoint pseudo-flowers \mathcal{P} and a collection of pairwise disjoint arteries \mathcal{A} satisfying:

TC1. A thorn-connection is an arterial connection.

TC2. If $P \in \mathcal{P}$, $A \in \mathcal{A}$, and $P \cap A \neq \emptyset$, then $P \cap A = (t, \emptyset, \emptyset)$ where t is a thorn of P .

Observe that if two pseudo-flowers of a thorn-connection share a vertex in common then it must be a thorn of each.

An arterial connection is said to be *floral* if it contains no monovalent vertices. The oriented hypergraph resulting from the vertex-contraction of the vertices belonging to the arteries of a floral thorn-connection is a *hypercircle*. Observe that this contraction preserves the flower-parts of each pseudo-flower. A hypercircle containing exactly $k \geq 2$ flower-parts is called a k -*hypercircle*, while a 0-edge is a *0-hypercircle*, and flower is a *1-hypercircle*.

We say two pseudo-flowers P_1 and P_2 are *adjacent* if they share a single briar in common which is also an isthmus in $P_1 \cup P_2$. A hypercircle is the vertex-contraction of a floral thorn-connection into adjacent pseudo-flowers.

5 The Cyclomatic Number and Incidence

5.1 The Incidence Graph

The *oriented incidence graph* of an oriented hypergraph $G = (V_G, E_G, \mathcal{I}_G, \sigma)$ is the oriented bipartite graph Γ_G with vertex set $V_\Gamma = V_G \cup E_G$, edge set $E_\Gamma = \mathcal{I}_G$ and orientation function σ . Observe that Γ_G contains no parallel edges if, and only if, G is a simple hypergraph.

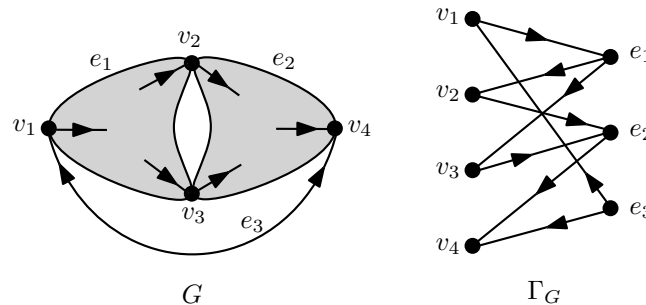


Figure 6: An oriented hypergraph G and its incidence graph Γ .

The incidence graph provides an alternate point of view to examine some oriented hypergraphic concepts.

Lemma 5.1.1. *C is a circle of an oriented hypergraph G if, and only if, C is a circle of the incidence graph Γ .*

Proof. A hypergraphic circle is a sequence $a_0, i_1, a_1, i_2, a_2, i_3, a_3, \dots, a_{2k-1}, i_{2k}, a_{2k}$, where $\{a_j\}$ is an alternating sequence of vertices and edges, i_j is an incidence containing a_{j-1} and a_j , and no vertex, edge, or incidence is repeated except $a_0 = a_{2k}$. In the incidence graph this is an alternating sequence of vertices (hypergraph vertices and edges) and edges (hypergraph incidences) where no vertex or edge repeats and whose end-points coincide, which is a graphic circle. The definitions coincide when translating between hypergraphs to incidence graphs. \square

A *chord* of a graphic circle C is an edge not in C whose end-points are in C .

Lemma 5.1.2. *C is a degenerate circle of an oriented hypergraph G if, and only if, there exists a chord of C in the incidence graph Γ .*

Proof. A circle C is degenerate if there is an incidence that does not appear in the circle but belongs to an edge and vertex of the circle. In the incidence graph this incidence is an edge not in C whose end-points are in C . The concepts coincide when translating between hypergraphs to incidence graphs. \square

We immediately have a restatement of Lemma 5.1.2 in terms of pure circles.

Corollary 5.1.3. *C is a pure circle of an oriented hypergraph G if, and only if, C is chord-free in the incidence graph Γ .*

Some of the terminology introduced for oriented hypergraphs are direct translations from graphic definitions when viewed through incidence graphs.

Lemma 5.1.4. *Let G be an oriented hypergraph with incidence graph Γ . G is inseparable if, and only if, Γ is inseparable.*

Proof. G is inseparable if every pair of incidences is contained in a circle, while Γ is inseparable if every pair of edges is contained in a circle. The edges of Γ are the incidences of G . \square

Lemma 5.1.5. *Let G be an oriented hypergraph with incidence graph Γ . G is simple if, and only if, Γ is simple.*

Proof. G is simple if there are no multiple incidences, while Γ is simple there are no parallel edges, as loops do not occur in bipartite graphs. The edges of Γ are the incidences of G . \square

5.2 The Cyclomatic Number for Oriented Hypergraphs

Since circles of an oriented hypergraph are in one-to-one correspondence with the circles in its incidence graph the graphic cyclomatic number of the incidence graph can be regarded as the cyclomatic number for the oriented hypergraph. The graphic cyclomatic number φ is equal to the number of edges that lie outside a maximal forest of a graph Γ and is given by the following equation.

$$\varphi_{\Gamma} = |E_{\Gamma}| - |V_{\Gamma}| + c,$$

where c is the number of connected components of Γ .

Using the graphic cyclomatic number for the bipartite incidence graph of an oriented hypergraph, where V_{Γ} consists of the vertices and edges of G and E_{Γ} consists of the incidences of G , we define the *cyclomatic number of an oriented hypergraph G* as

$$\varphi_G := |\mathcal{I}_G| - (|V_G| + |E_G|) + c,$$

where c is the number of connected components of G .

We also have the following alternate, incidence dual, ways of calculating the hypergraphic cyclomatic number which are consistent with Berge's formulation of the cyclomatic number in [2]:

$$\varphi_G = \sum_{e \in E_G} |e| - (|V_G| + |E_G|) + c,$$

or

$$\varphi_G = \sum_{v \in V_G} [\deg(v)] - (|V_G| + |E_G|) + c.$$

Lemma 5.2.1. *The hypergraphic cyclomatic number of a graph is equal to its graphic cyclomatic number.*

Proof. In a graph Γ every edge has size 2 so $|\mathcal{I}| = 2|E|$. Replacing $|\mathcal{I}|$ in the hypergraphic cyclomatic number with $2|E|$ yields the result. \square

Since the two cyclomatic numbers agree on graphs we will refer to a single cyclomatic number, the oriented hypergraphic version, and translate existing results for the graphic cyclomatic number to the hypergraphic cyclomatic number.

An alternate way to interpret the graphic cyclomatic number is that it is the minimal number of circles that must be “broken” in order to be left with an acyclic graph. While this is normally accomplished by deleting edges from the graph, in the incidence graph the edges are incidences of the corresponding oriented hypergraph. *Breaking* in a hypergraph is the operation defined by deleting a single element from the incidence set \mathcal{I} , while *breaking a circle* is the deletion of a single incidence of that circle.

Corollary 5.2.2. *If G is a hypergraph, then the cyclomatic number φ_G is the minimal number of circles of G that need to be broken to yield an acyclic hypergraph.*

A minimal collection of circles whose breaking leaves an acyclic hypergraph is called a collection of *essential circles*. The concept of an essential circle of a hypergraph is similar to that of a fundamental circle of a graph. A fundamental circle arises from the graphical property that a unique circle is created when introducing an edge outside of a spanning forest, while an essential circle is a hypergraphic property where a unique circle is created when introducing an incidence outside a hypergraph corresponding to a spanning forest in the incidence graph. We adopt the term “essential circle” as the incidence-centric oriented hypergraphic concept and reserve the word “fundamental” as an edge-centric concept. Specifically, the choice of terminology is motivated as to not create confusion with the matroid theoretic concept of a fundamental circuit.

Corollary 5.2.3. *If G is a hypergraph, then φ_G is equal to the size of any collection of essential circles in G .*

Lemma 5.2.4. *If G is an oriented hypergraph and H a subdivision of G , then $\varphi_G = \varphi_H$.*

Proof. Subdivision cannot create any new connected components and creates exactly one new edge, one new vertex, and two new incidences, producing a net change of 0 in the cyclomatic number. \square

Subdivision may create new circles but does not destroy existing circles, so subdividing may only create new collections of essential circles.

Corollary 5.2.5. *Any collection of essential circles of an oriented hypergraph G corresponds to a collection of essential circles in a subdivision H of G .*

5.3 Theta Graphs

We now examine a configuration in oriented hypergraphs with specific signed circle properties. A *theta graph* is a set of three internally disjoint paths whose end-points coincide. A *vertex-theta-graph* is a theta graph whose end-points are vertices, an *edge-theta-graph* is a theta graph whose end-points are edges, and a *cross-theta-graph* is a theta graph whose end-points consist of one vertex and one edge.

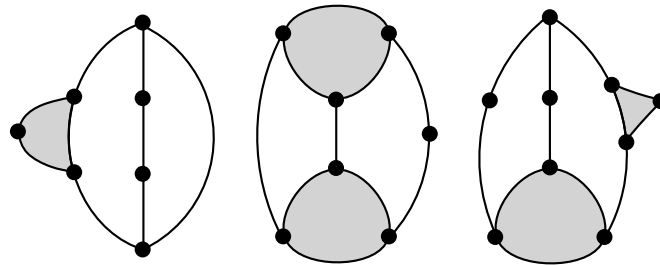


Figure 7: Hypergraphs that contain a vertex-theta, edge-theta, and cross-theta, respectively.

The paths of a theta graph form three internally disjoint paths in the incidence graph. The paths of a vertex-theta begin and end on the vertex side of the incidence graph, the paths of an edge-theta begin and end on the edge side of the incidence graph, and the paths of a cross-theta have one end-point on each side of the incidence graph. Since the incidence graph is bipartite the paths in vertex-thetas and edge-thetas must have even length in the incidence graph, while the paths of a cross-theta must have odd length in the incidence graph.

Lemma 5.3.1. *If an oriented hypergraph contains an incidence of multiplicity $k \geq 3$, then it contains a cross-theta.*

Proof. Any incidence with multiplicity $k \geq 3$ in an oriented hypergraph corresponds to k parallel edges in the incidence graph. Any three of them correspond to a cross-theta in the oriented hypergraph. \square

Lemma 5.3.2. *If an oriented hypergraph contains a degenerate circle, then it contains a cross-theta.*

Corollary 5.3.3. *Every circle in a cross-theta-free oriented hypergraph is pure.*

Oriented hypergraphs that contain cross-thetas provide the most significant obstacle in the classification of the minimal dependencies of an oriented hypergraph. Moreover, cross-thetas persist structurally under incidence duality and subdivision.

Lemma 5.3.4. *If G contains a cross-theta, then the incidence dual G^* contains a cross-theta.*

Lemma 5.3.5. *If G contains a cross-theta, then any subdivision of G contains a cross-theta.*

While incidences of multiplicity 3 or greater contain cross-thetas, we may subdivide the oriented hypergraph to produce a simple, degenerate-circle-free, oriented hypergraph that necessarily contains a cross-theta. The relationship between cross-thetas, degenerate circles, and multiple incidences plays an essential role in extending the investigation of minimal column dependencies of $\{0, \pm 1\}$ -matrices to determining minimal column dependencies of integral matrices.

Not only do circles factor prominently into the classification of the minimal dependencies of signed graphs, but the sign of each circle plays an important part as well. As a result, we turn our attention to the signed circle structure of theta graphs.

Lemma 5.3.6. *A vertex-theta or an edge-theta contains an even number of negative circles.*

Proof. We will show the result for vertex-thetas, and observe that incidence duality and Lemma 2.3.1 completes the proof for edge-thetas.

Let the paths connecting the end-points of a vertex-theta be P_1 , P_2 , and P_3 . Let the signs of the three paths connecting the end-points be ε_1 , ε_2 , and ε_3 respectively.

From these three paths we have the following circles: $C_1 = P_1 \cup P_2$, $C_2 = P_1 \cup P_3$, and $C_3 = P_2 \cup P_3$. The sign of C_1 is $\varepsilon_1\varepsilon_2$, the sign of C_2 is $\varepsilon_1\varepsilon_3$, and the sign of C_3 is $\varepsilon_2\varepsilon_3$. If the ε_i are all + or all - then each circle is positive, thus there are no negative circles. If the ε_i do not all have the same sign then without loss of generality suppose $\varepsilon_1 = +$ and $\varepsilon_2 = -$. Then the sign of C_1 is negative, and depending on ε_3 exactly one of C_2 or C_3 will be negative as well. \square

Lemma 5.3.7. *A cross-theta contains an odd number of negative circles.*

Proof. Let the end-points of the three cross-paths in a cross-theta be vertex v and edge e . Let the cross-paths be P_1 , P_2 , and P_3 and the vertices of e that belong to these cross-paths be v_1, v_2 , and v_3 , respectively. Let C_{ij} be the circle formed by paths P_i and P_j along with edge e .

Case 1a: Suppose $sgn(P_1) = sgn(P_2) = sgn(P_3)$, and $\sigma(v_1, e) = \sigma(v_2, e) = \sigma(v_3, e)$. Then $sgn(C_{12}) = sgn(C_{13}) = sgn(C_{23}) = -1$.

Case 1b: Suppose $sgn(P_1) = sgn(P_2) = sgn(P_3)$, and $\sigma(v_1, e) = \sigma(v_2, e) \neq \sigma(v_3, e)$. Then $sgn(C_{12}) = -1$, and $sgn(C_{13}) = sgn(C_{23}) = +1$.

Case 2a: Suppose $\text{sgn}(P_1) = \text{sgn}(P_2) \neq \text{sgn}(P_3)$, and $\sigma(v_1, e) = \sigma(v_2, e) = \sigma(v_3, e)$. Then $\text{sgn}(C_{12}) = -1$, and $\text{sgn}(C_{13}) = \text{sgn}(C_{23}) = +1$.

Case 2b: Suppose $\text{sgn}(P_1) = \text{sgn}(P_2) \neq \text{sgn}(P_3)$, and $\sigma(v_1, e) = \sigma(v_2, e) \neq \sigma(v_3, e)$. Then $\text{sgn}(C_{12}) = -1$, and $\text{sgn}(C_{13}) = \text{sgn}(C_{23}) = +1$.

Case 2c: Suppose $\text{sgn}(P_1) = \text{sgn}(P_2) \neq \text{sgn}(P_3)$, and $\sigma(v_1, e) \neq \sigma(v_2, e) = \sigma(v_3, e)$. Then $\text{sgn}(C_{13}) = -1$, and $\text{sgn}(C_{12}) = \text{sgn}(C_{23}) = +1$.

Up to relabeling, these cases exhaust all possible combinations of path signs and incidence signs in a cross-theta. In every case there are an odd number of negative circles. \square

A cross-theta provides a hypergraphic object which must contain a negative circle regardless of incidence orientation. While a cross-theta presents a problem unique to hypergraphs, the following theorem examines the structural properties of cross-thetas in flowers.

Theorem 5.3.8. *If a flower contains a vertex of degree ≥ 3 , then it contains a cross-theta.*

Proof. By subdividing out all degenerate circles and all multiple incidences we only need to consider simple, degenerate-circle-free, flowers since subdivision does not remove cross-thetas by Lemma 5.3.5.

Let F be a simple, degenerate-circle-free, flower containing a vertex v such that $\text{deg}(v) \geq 3$, and let three of the edges incident to v be e_1 , e_2 , and e_3 . Since F is a flower we know that there must be a circle C containing the incidences (v, e_1) and (v, e_2) . Also, since F is degenerate-circle-free, e_3 cannot belong to C . C must contain an edge of size ≥ 3 in F or there would be a smaller flower, namely the circle-hypergraph corresponding to C , contradicting minimality of F .

Let \mathcal{P} be the collection of paths in F containing the incidence (v, e_3) with one end-point vertex v and the other an element of C such that each path is internally disjoint from C . The elements of \mathcal{P} are either cross-paths or vertex-paths, depending on non- v end-point of C . \mathcal{P} must contain at least one cross-path or else every path of \mathcal{P} would be a vertex-path and the hypergraph resulting from the deletion of all the non-end-point elements of the paths of \mathcal{P} would result in a smaller flower, contradicting the minimality of F .

Let Q be a shortest cross-path of \mathcal{P} , and let the end-points of Q be v and e . Regard C as two internally disjoint cross-paths P_1 and P_2 each with end-points v and e as well, this can be done since e must also be an element of C . P_1 , P_2 , and Q are three internally disjoint cross-paths whose end-points coincide, and F contains a cross-theta. \square

From this result we have the following corollary concerning cross-theta-free flowers.

Corollary 5.3.9. *Every vertex of a cross-theta-free flower must have degree equal to 2.*

Proof. We know from Theorem 5.3.8 if a flower has a vertex of degree ≥ 3 it must contain a cross-theta, so the degree of every vertex in a cross-theta-free flower must be ≤ 2 . However, a flower cannot contain a monovalent vertex or an isolated vertex since it would not be inseparable. Thus the degree of every vertex in a cross-theta-free flower must be exactly 2. \square

5.4 Ear Decompositions of Flowers

Let H be a hypergraph, P be a path containing at least one incidence, and $G(P)$ be the path-hypergraph corresponding to the elements of P . The hypergraph $H \cup G(P)$ is said to result from *adjoining an ear to H* if $H \cap G(P)$ consists of only the end-points of P . This concept of adjoining an ear follows the development in [5]. When viewing this process from the incidence graph, adjoining an ear to a hypergraph H is equivalent to the graphical concept of adjoining an ear in the incidence graph Γ_H .

Adjoining an ear to a bipartite graph either connects the vertices within a single part of the bipartition or connects the vertices across the bipartition with a path. The connecting path is a vertex-path or an edge-path in the corresponding oriented hypergraph if the end-points lie in a single part of the bipartition, and is a cross-path if the end-points lie in different parts of the bipartition. Observe that any path that connects to the edge-part of the bipartition would increase the size of the edge in the oriented hypergraph. A hypergraph that can be constructed starting from a single vertex or edge by sequentially adjoining ears is said to have an *ear decomposition*.

The following is a known result (see [5]) concerning the structure of graphs.

Theorem 5.4.1. *A connected graph has an ear decomposition if, and only if, it is inseparable.*

We are especially interested in the structure of cross-theta-free flowers and applying this result to the incidence graph of a flower.

Theorem 5.4.2. *If F is a cross-theta-free flower, then every ear decomposition of F can be regarded as consisting of only edge-paths.*

Proof. From Lemma 5.1.4 we know that Γ_F is inseparable since F is a flower. Given an ear decomposition of Γ_F regard the first circle as adjoining an ear to a vertex of Γ_F belonging to the edge-part of the vertices. This can be done because Γ_F is bipartite.

By Theorem 5.3.8 we know that F cannot contain a vertex of degree 3 or greater, so adjoining additional ears in Γ_F must connect two vertices in the edge-part of the bipartition or else we would have a degree-3 vertex. \square

Corollary 5.4.3. *Let \mathcal{P} be a collection of paths of an ear decomposition of a cross-theta-free flower F . Every path of \mathcal{P} must contain a unique vertex that does not belong to any other path of \mathcal{P} .*

Proof. Using Theorem 5.4.2 we see that any path in an ear decomposition of Γ_F as must connect two vertices of Γ_F that are edges of F . Since Γ_F is bipartite every such path must have even length, and every path must contain a unique vertex of Γ_F that corresponds to a vertex of F . \square

This provides us with the following property for a collection of essential circles of a cross-theta-free oriented hypergraph.

Corollary 5.4.4. *Given a collection of essential circles of a cross-theta-free flower F , there exists a set of distinct vertex representatives for each essential circle.*

Proof. Let F be a cross-theta-free flower and \mathcal{C} be a set of essential circles of F . Since F is inseparable, by Theorem 5.4.2, F can be built by adjoining edge-path ears. Moreover, a collection of essential circles has a natural ear decomposition since they generate all the circles of F . By Corollary 5.4.3 there must exist a vertex in each essential circle that does not belong to any other circle in \mathcal{C} . \square

6 The Notion of Balance for Oriented Hypergraphs

6.1 Variations of Balance

We say an oriented hypergraph is *balanced* if all circles are positive. An oriented hypergraph is *balanceable* if there are incidences that can be negated so that the resulting oriented hypergraph is balanced. An oriented hypergraph that is not balanceable is said to be *unbalanceable*. Clearly, any oriented hypergraph containing a cross-theta must necessarily be unbalanceable by Theorem 5.3.7. In fact, we will see that cross-thetas are the only obstruction to balanceability by translating existing formulations of balance to oriented hypergraphs.

The concept of a balanced non-oriented hypergraph was introduced by Berge in [1] as one of a number of different generalizations of bipartite graphs. Berge defined a hypergraph as *balanced* if every odd circle has an edge containing three vertices of the circle. In terms of oriented hypergraphs this is equivalent to all odd circles being degenerate and all even circles being pure. Moreover, Berge's work can be regarded as incidence matrices whose entries consist of 0 and 1, so every adjacency is necessarily negative if considered as an oriented hypergraph. If every adjacency in an oriented hypergraph is negative, then a circle is negative if, and only if, it has odd length.

A balanced $\{0, \pm 1\}$ -matrix was introduced by Truemper in [10] as a generalization of a balanced hypergraph. A $\{0, \pm 1\}$ -matrix is a *hole matrix* if it contains two non-zero entries per row and per column and no proper submatrix has this property. A hole matrix is *even* if the sum of its entries is congruent to 0 mod 4, and *odd* if the sum of its entries is congruent to 2 mod 4. A $\{0, \pm 1\}$ -matrix A is *balanced* if no submatrix of A is an odd hole.

There are a number of simple observations translating concepts from balanced matrices to oriented hypergraphs.

Proposition 6.1.1. *Let H be a hole matrix and C be the corresponding circle in the associated oriented hypergraph. H is a hole submatrix if, and only if, C is pure.*

Proposition 6.1.2. *Let H be a hole matrix and C be the corresponding circle in the associated oriented hypergraph. H is even if, and only if, C is positive.*

Proposition 6.1.3. *A $\{0, \pm 1\}$ -matrix is balanced if, and only if, every pure circle in its associated oriented hypergraph is positive.*

As Proposition 6.1.3 indicates, the difference between the concept of a balanced matrix and the concept of a balanced oriented hypergraph is one of purity. A $\{0, \pm 1\}$ -matrix is balanced if, and only if, every pure circle is positive, while an oriented hypergraph is balanced if, and only if, all circles are positive. This change simply moves degenerate circles from being thought of as balanceable for matrices to being thought of as unbalanceable for oriented hypergraphs. The concept of balanceability in an oriented hypergraph is weakening of the concept of a balanceable matrix, and a survey of balanced matrices by M. Conforti, G. Cornuéjols, and K. Vušković can be found in [3].

6.2 Obstructions to Balanceability

The characterization of the minimal obstructions to balanceability of $\{0, \pm 1\}$ -matrices is due to Truemper [11], while the following adaptation of Truemper's result to oriented hypergraphs follows [3, 4].

A *hole* in a graph is a chord-free circle of length 4 or greater, while a *wheel* is a subgraph consisting of a hole H and a vertex v having at least three neighbors in H . A wheel is *odd* if the number of neighbors of v in H is odd. A *3-path configuration* in a graph is a subgraph consisting of three internally disjoint paths between two non-adjacent vertices, and a *3-odd-path configuration* is a 3-path configuration where each path has odd length. Observe that in a bipartite graph a 3-odd-path configuration connects two vertices in opposite sides of the bipartition using 3 internally-disjoint paths.

The following characterization of balanceability due to Truemper.

Theorem 6.2.1. *A bipartite graph is balanceable if, and only if, it does not contain an odd wheel or a 3-odd-path configuration as a subgraph.*

If we take the bipartite representation graph of a $\{0, \pm 1\}$ -matrix, then odd wheels and 3-odd-path configurations are the minimal bipartite graphs whose corresponding $\{0, \pm 1\}$ -matrix must contain an odd hole matrix.

Truemper's minimal obstructions to balanceability for bipartite graphs can be translated to oriented hypergraphs since the edges of the bipartite incidence graph Γ_G correspond to the incidences of the oriented hypergraph G . Any 3-odd-path configuration in Γ_G is a cross-theta in G , moreover, since no path of a 3-odd-path configuration consists of a single edge, a 3-odd-path configuration must correspond to a non-degenerate circle cross-theta of G . The inclusion of degenerate circle cross-thetas in unbalanceable oriented hypergraphs yields all cross-thetas as an obstruction to balanceability, which simply relaxes the non-adjacency requirement of a 3-path configuration.

Truemper's other minimal obstruction is an odd wheel in Γ_G , which must contain a cross-theta containing the central vertex of the wheel. With the inclusion of degenerate circle cross-thetas, all cross-thetas are already obstructions to balanceability in oriented hypergraphs, and we have the following theorem:

Theorem 6.2.2. *An oriented hypergraph G is balanceable if, and only if, it does not contain a cross-theta.*

Corollary 6.2.3. *The multiplicity of any incidence in a balanceable oriented hypergraph is at most 2.*

We have already seen in Lemma 5.3.7 that a cross-theta must contain a negative circle regardless of its incidence orientations. By developing a theory of balance for oriented hypergraphs used specifically as a refinement of being negative-circle-free, degenerate circles are not treated separate from other cross-thetas. This adaptation allows us to translate Truemper's work to see that cross-thetas are the only obstruction to balanceability in oriented hypergraphs, and the investigation into the minimal dependencies of oriented hypergraphs has a natural division into three categories: balanced, balanceable, and unbalanceable.

7 The Circuit Classification of Balanced Oriented Hypergraphs

7.1 Balanced Flowers

The classification of the minimal dependencies of graphs is a well known result.

Theorem 7.1.1. *The minimal dependencies of a graph are circles.*

Using Proposition 4.1.2, we can translate Theorem 7.1.1 using oriented hypergraphic terminology that is indicative of the dependency results we will obtain for balanced oriented hypergraphs.

Theorem 7.1.2. *The minimal dependencies of a graph are balanced flowers.*

The focus in this section is on the extension of Theorem 7.1.1 to oriented hypergraphs by examining balanced flowers.

Lemma 7.1.3. *A balanced flower does not contain a vertex of degree ≥ 3 .*

Proof. If a balanced flower had a vertex of degree ≥ 3 then by Theorem 5.3.8 it would contain a cross-theta, and by Lemma 5.3.7 would contain a negative circle. \square

Lemma 7.1.3 incorporates Theorem 5.3.8 into the theory of balanced oriented hypergraphs, and has an immediate result paralleling Corollary 5.3.9.

Lemma 7.1.4. *The degree of every vertex in a balanced flower must be 2.*

Proof. From Corollary 5.3.9 we know that every vertex of a cross-theta-free flower must have degree equal to 2. A balanced flower is necessarily cross-theta-free. \square

Observe that Lemma 7.1.4 implies that the incidence dual of a balanced flower is a signed graph.

Finally, we arrive at our first family of minimally dependent oriented hypergraphs.

Theorem 7.1.5. *A balanced flower is minimally dependent.*

Proof. Let F be a balanced flower, and observe that a flower cannot contain a 1-edge.

Case 1: If F is a 0-edge, then it corresponds to a single column of 0's and is minimally dependent.

Case 2: If F consists of only edges of size 2, then it is already minimally dependent as it is a positive signed graphic circle.

Case 3: If F contains an edge of size 3 or greater, then we will show that it is minimally dependent.

Let H_F be the incidence matrix of F and let Γ_F be the incidence graph of F . Take a spanning tree of Γ_F to determine a collection of essential circles of F by translating the fundamental circles of Γ_F to F . The sign of each essential circle is $+$ since F is balanced.

Since each essential circle is pure and positive we can take a linear combination of the rows corresponding to the vertices of that circle to zero out any row in the square submatrix corresponding to the vertices and edges of the circle. Moreover, we know that every vertex has degree 2 by Lemma 7.1.4, thus there are no other non-zero entries in the rows of H_F outside of the square submatrix corresponding to the circle, and the entire row in H_F must be zero after row reducing.

Corollary 5.4.4 tells us there is a unique vertex for each essential circle that does not belong to any other essential circle in the given collection. For each essential circle take a linear combination of the rows corresponding to the vertices of that circle so that a row corresponding to a vertex unique to that essential circle is zero. Since this vertex is not contained in any other essential circles we can zero out a row for each essential circle. Thus we can zero out exactly φ_F rows since the essential circles of F are fundamental circles of Γ_F . Since H_F has $|V_F|$ rows and we can zero out exactly φ_F of them to see that the row rank of H_F is $|V_F| - \varphi_F$.

For F to be minimally dependent the nullity of H_F must necessarily be 1. If the nullity of H_F is 1, then F is minimally dependent since the weak deletion of any non-empty subset of edges of F would result in a monovalent vertex since F is minimally circle-covered, and would not be minimally dependent by Lemma 2.2.1. Since no edge-induced subhypergraph is minimally dependent and the nullity of F is 1, then F must be minimally dependent.

In order to complete the proof we must show that H_F has nullity 1. Since we know the row rank is $|V_F| - \varphi_F$ we must show

$$|V_F| - \varphi_F = |E_F| - 1.$$

Solving for φ_F this is equivalent to showing

$$\varphi_F = |V_F| - |E_F| + 1.$$

By the definition of the cyclomatic number we have

$$\varphi_F = |\mathcal{I}_F| - (|V_F| + |E_F|) + 1.$$

However, since the degree of every vertex of F is equal to 2 we have $|\mathcal{I}_F| = 2|V_F|$. Replacing this into the cyclomatic number we get

$$\begin{aligned}\varphi_F &= |\mathcal{I}_F| - (|V_F| + |E_F|) + 1 \\ &= 2|V_F| - (|V_F| + |E_F|) + 1 \\ &= |V_F| - |E_F| + 1.\end{aligned}$$

Solving this for $|V_F| - \varphi_F$ we get

$$|V_F| - \varphi_F = |E_F| - 1,$$

and the nullity of H_F is equal to 1. □

Note that Theorem 7.1.5 can be proved using signed graph theory since the incidence dual of a balanced oriented hypergraph is a signed graph.

7.2 Balanced Pseudo-Flowers

A pseudo-flower is a result from abstracting to hypergraphs. Since balanced flowers are minimally dependent, we examine the balanced flower-parts for a similar simplification locally within each pseudo-flower.

There is only a single signed graphic example of a balanced minimal dependency involving pseudo-flowers: two 1-edges connected by a path of length ≥ 0 . Each 1-edge is a pseudo-flower whose flower-part is the 0-edge resulting from weak deletion of the vertex. It is natural to ask if an oriented hypergraph consisting of a single k -edge (or k -artery via subdivision) with a 1-edge at each vertex is minimally dependent. Clearly it is, since there is a single column containing no zeroes and exactly one column for each row such that a linear combination of 1-edge-columns yields the k -edge-column.

Oriented hypergraphs, however, can have more pseudo-flowers than just 1-edge pseudo-flowers.

Lemma 7.2.1. *Let P_1, P_2, \dots, P_k be a collection of k , disjoint, balanced 1-pseudo-flowers, and e a k -edge that meets only the thorn of each P_i . The oriented hypergraph $G := P_1 \cup P_2 \cup \dots \cup P_k \cup e$ is minimally dependent.*

Proof. Each pseudo-flower P_i contains a balanced flower-part, thus the degree of every vertex must be equal to 2. For each P_i there are φ_{P_i} essential circles so there are φ_{P_i} rows that can be zeroed out since the flower-part is balanced, and must contain only vertices of degree equal to 2.

Since there are no circles in G other than those in the flower parts of each P_i we have

$$\begin{aligned}\varphi_G &= \sum_{i=1}^k \varphi_{P_i} \\ &= |\mathcal{I}_G| - (|V_G| + |E_G|) + 1.\end{aligned}$$

Since the degree of every vertex in G is 2 we have $|\mathcal{I}_G| = 2|V_G|$. Substituting into φ_G we get

$$\begin{aligned}\varphi_G &= |\mathcal{I}_G| - (|V_G| + |E_G|) + 1 \\ &= 2|V_G| - (|V_G| + |E_G|) + 1 \\ &= |V_G| - |E_G| + 1.\end{aligned}$$

Solving for $|V_G| - \varphi_G$ we get

$$|V_G| - \varphi_G = |E_G| - 1.$$

That is, the row rank of the incidence matrix of G is $|E_G| - 1$, so G is dependent with nullity equal to 1.

To see that G is minimally dependent observe that the weak deletion of any non-empty subset of edges would either disconnect G or result in a monovalent vertex, and is not minimally dependent. Since no edge-induced subhypergraph of G is minimally dependent, G must be minimally dependent. \square

The thorns of each pseudo-flower in Lemma 7.2.1 can be switched so that every thorn is compatibly oriented with respect to edge e . Vertex-contracting these thorns produces a collection of k adjacent pseudo-flowers sharing a single common isthmus. Moreover, this is obtained by operations that do not alter minimal dependencies, giving us the following corollary:

Corollary 7.2.2. *A balanced hypercircle with a single isthmus is minimally dependent.*

A cautionary note concerning Corollary 7.2.2: vertex-contracting a thorn-connection into a hypercircle may not be possible in the larger ambient oriented hypergraph, so any comparisons between thorn-connections and hypercircles must be done on the edge-induced subhypergraph in order to examine the structure of minimal dependencies. In other words, we must restrict to a specific set of columns when searching for dependency.

It is important to point out that the subdivision of an isthmus in a balanced hypercircle does not need to be compatible to preserve the minimal dependency of that hypercircle since any newly created vertex will not belong to any circle in the subdivision. It could, however, alter another minimal dependency in a larger ambient oriented hypergraph in which the subdivided edge belongs to a circle.

A subdivision of G is *balanced* if the subdivision is compatible, or the subdivision is incompatible and the newly created vertex does not belong to a circle in the subdivision of G .

Lemma 7.2.3. *A subdivision H of G is balanced if, and only if, the circles of H corresponding to circles of G have the same sign in both G and H .*

Lemma 7.2.4. *If G is minimally dependent, then any balanced subdivision of G is minimally dependent.*

Proof. Let H be a balanced subdivision of G . Call the subdivided edge e and the new edges resulting from the subdivision e_1 and e_2 .

If the balanced subdivision is compatible then, from Corollary 3.2.4, we know that a compatible subdivision of a minimal dependency is still minimally dependent.

If the balanced subdivision is incompatible then the newly created vertex in the subdivision does not belong to any circle of H . Since the new vertex does not belong to any circle of H it does not increase the cyclomatic number or the nullity, but does increase the number of vertices and edges each by 1, so H must be dependent.

To see that H is minimally dependent observe that both $H \setminus e_1$ and $H \setminus e_2$ contains a monovalent vertex, and by Lemma 2.2.1, neither can be minimally dependent. Moreover, weak deletion of any other edge is equivalent to weak deletion of G , which is already minimally dependent. So no proper edge-induced subhypergraph of H is minimally dependent, but H is dependent, so H is minimally dependent. \square

Corollary 7.2.5. *A floral thorn-connection of k , balanced, 1-pseudo-flowers is minimally dependent.*

Building on this we have the following lemma concerning balanced hypercircles:

Theorem 7.2.6. *A balanced hypercircle is minimally dependent.*

Proof. Let \mathcal{H} be a balanced hypercircle with maximal pseudo-flowers P_1, P_2, \dots, P_k , whose respective flower-parts are F_1, F_2, \dots, F_k . Since their flower-parts are pairwise disjoint and \mathcal{H} is balanced, every vertex belonging to some flower-part must have degree equal to 2. Also note that every thorn of a pseudo-flower belongs to the flower-part of another adjacent pseudo-flower, so all the vertices of \mathcal{H} must have degree equal 2, thus giving $|\mathcal{I}_{\mathcal{H}}| = 2|V_{\mathcal{H}}|$.

Observe that any collection of essential circles of \mathcal{H} is the union of a collection of essential circles for each flower-part since the flower-parts are pairwise disjoint, and there are no circles outside of the flower-parts. Thus we have that

$$\varphi_{\mathcal{H}} = \sum_{i=1}^k \varphi_{P_i} = \sum_{i=1}^k \varphi_{F_i}.$$

For each flower-part we are able to zero out φ_{F_i} rows for a total of $\varphi_{\mathcal{H}}$ zero-rows. However,

$$\varphi_{\mathcal{H}} = |\mathcal{I}_{\mathcal{H}}| - (|V_{\mathcal{H}}| + |E_{\mathcal{H}}|) + 1,$$

and substituting $|\mathcal{I}_{\mathcal{H}}| = 2|V_{\mathcal{H}}|$ we have

$$\begin{aligned} \varphi_{\mathcal{H}} &= 2|V_{\mathcal{H}}| - (|V_{\mathcal{H}}| + |E_{\mathcal{H}}|) + 1 \\ &= |V_{\mathcal{H}}| - |E_{\mathcal{H}}| + 1. \end{aligned}$$

Solving this for $|V_{\mathcal{H}}| - \varphi_{\mathcal{H}}$ we see that

$$|V_{\mathcal{H}}| - \varphi_{\mathcal{H}} = |E_{\mathcal{H}}| - 1.$$

Thus the row rank is one less than the number of columns, and the incidence matrix has nullity equal to 1. The weak deletion of any non-empty set of edges leaves a monovalent vertex, which is not minimally dependent by Lemma 2.2.1. So no edge-induced subhypergraph of \mathcal{H} is minimally dependent, and \mathcal{H} is dependent, so \mathcal{H} is minimally dependent. \square

Since flowers are 1-hypercircles, and 0-edges are 0-hypercircles, we can regard every balanced minimal dependency discussed so far as subdivisions of balanced hypercircles. These, in fact, are the only balanced minimal dependencies.

Theorem 7.2.7. *G is a balanced minimal dependency if, and only if, G is a balanced subdivision of a balanced hypercircle.*

Proof. Theorem 7.2.6 and Lemma 7.2.4 tells us that a balanced subdivision of a balanced hypercircle is minimally dependent, so all that is left to see is the converse.

To see the converse let G be a balanced minimal dependency, and observe that G is a connected oriented hypergraph that cannot contain any vertices of degree equal to 0 or 1, by Lemma 2.2.1. Since the degree of any vertex in a minimal dependency is at least 2, G must be a 0-edge, a floral thorn-connection of 1-edge pseudo-flowers, or it must contain a circle. Clearly, a 0-edge is minimally dependent, and is a 0-hypercircle by definition, while a floral thorn-connections of 1-edge pseudo-flowers are minimal dependencies by Corollary 7.2.5, so we must show that if G contains a circle, then it is a balanced subdivision of a hypercircle.

Suppose G is a balanced minimal dependency that contains a circle. Since G contains a circle it must contain some circle belonging to a flower or flower-part of a pseudo-flower. If G is a flower, then it is minimally dependent by Theorem 7.1.5. Moreover, G cannot properly contain a flower without violating minimality of the dependency.

If G contains a circle and is not a flower, then G must contain a maximal pseudo-flower P_0 . Since G is balanced, every vertex in the flower-part of P_0 must have degree equal to 2 in P_0 , by Lemma 7.1.4. Thus, the degree of each vertex of G is at least 2, and thorns of P_0 must connect to the rest of G via some edge in $G \setminus P_0$. Since there are no monovalent vertices in G , the paths leading from the thorns of P_0 into $G \setminus P_0$ must reach a circle or terminate at a 1-edge. If there are no other circles, then G consists of a single pseudo-flower P_0 and disjoint paths leaving each thorn that meet 1-edge pseudo-flowers. Observe that the paths leaving the thorns of P_0 must begin with an anchor of an artery or else it violates minimality of the dependency.

If there is a circle of G not in P_0 , then there must exist a circle whose distance from P_0 is minimal. Let P_1 be a maximal pseudo-flower containing a nearest circle. Observe that P_0 and P_1 are flower-part-disjoint or there would exist a circle containing elements from each flower-parts, producing a larger pseudo-flower and contradicting maximality of the pseudo-flowers. Thus, there is a single path between P_0 and P_1 ; it is possible that P_0 and P_1 are adjacent. Let A_1 be the largest artery containing the path between P_0 and P_1 that avoids all circles of G . If all the circles of G belong to the flower-parts of P_0 and P_1 , then $P_0 \cup P_1 \cup A_1$ must connect to 1-edge pseudo-flowers at the unused anchors of A_1 , producing a minimal dependency.

If there is a circle of G that does not belong to $P_0 \cup P_1 \cup A_1$, there must exist another maximal pseudo-flower P_2 flower-part disjoint from P_0 and P_1 whose distance from $P_0 \cup P_1 \cup A_1$ is minimal. Let A_2 be the largest artery containing the path between P_2 and $P_0 \cup P_1 \cup A_1$ that internally avoids P_2 and $P_0 \cup P_1 \cup A_1$ and all circles of G . If all the circles of G belong to the flower-parts of P_0 , P_1 , and P_2 , then $P_0 \cup (P_1 \cup A_1) \cup (P_2 \cup A_2)$ must connect to 1-edge pseudo-flowers at the unused anchors of A_1 and A_2 , producing a minimal dependency.

If there is a circle of G does not belong to $P_0 \cup (P_1 \cup A_1) \cup (P_2 \cup A_2)$ we inductively add maximal pseudo-flowers and arteries nearest to, and avoiding, the previous collection except with the possibility of monovalent vertices. We form the union

$$P_0 \cup (P_1 \cup A_1) \cup \dots \cup (P_k \cup A_k)$$

until all circles are exhausted. Since there are no circles outside the pseudo-flowers, the remaining monovalent vertices must be incident to a single 1-edge to form the minimal dependency. This forces G to be a subdivision of a balanced hypercircle. \square

References

- [1] C. Berge. Sur certains hypergraphes généralisant les graphes bipartites. In *Combinatorial theory and its applications, I (Proc. Colloq., Balatonfüred, 1969)*, pages 119–133. North-Holland, Amsterdam, 1970.
- [2] Claude Berge. *Hypergraphs*, volume 45 of *North-Holland Mathematical Library*. North-Holland Publishing Co., Amsterdam, 1989. Combinatorics of finite sets, Translated from the French.
- [3] Michele Conforti, Gérard Cornuéjols, and Kristina Vušković. Balanced matrices. *Discrete Math.*, 306(19-20):2411–2437, 2006.
- [4] Michele Conforti, Bert Gerards, and Ajai Kapoor. A theorem of Truemper. *Combinatorica*, 20(1):15–26, 2000.
- [5] Chris Godsil and Gordon Royle. *Algebraic graph theory*, volume 207 of *Graduate Texts in Mathematics*. Springer-Verlag, New York, 2001.
- [6] N. Reff and L.J. Rusnak. An oriented hypergraphic approach to algebraic graph theory. *Linear Algebra Appl.*, 437(9):2262–2270, 2012.
- [7] L. Rusnak. *Oriented Hypergraphs*. PhD thesis, Binghamton University, 2010.
- [8] C.-J. Shi and J. A. Brzozowski. A characterization of signed hypergraphs and its applications to VLSI via minimization and logic synthesis. *Discrete Appl. Math.*, 90(1-3):223–243, 1999.
- [9] Chuan-Jin Shi. A signed hypergraph model of the constrained via minimization problem. *Microelectronics Journal*, 23(7):533 – 542, 1992.
- [10] K. Truemper. Alpha-balanced graphs and matrices and GF(3)-representability of matroids. *J. Combin. Theory Ser. B*, 32(2):112–139, 1982.

- [11] Klaus Truemper. *Effective logic computation*. A Wiley-Interscience Publication. John Wiley & Sons Inc., New York, 1998.
- [12] Thomas Zaslavsky. Signed graphs. *Discrete Appl. Math.*, 4(1):47–74, 1982. MR 84e:05095a. Erratum, *ibid.*, 5 (1983), 248. MR 84e:05095b.
- [13] Thomas Zaslavsky. Biased graphs. I. Bias, balance, and gains. *J. Combin. Theory Ser. B*, 47(1):32–52, 1989.
- [14] Thomas Zaslavsky. Orientation of signed graphs. *European J. Combin.*, 12(4):361–375, 1991.