

On Simulations form the Two-Parameter Poisson-Dirichlet Process and the Normalized Inverse-Gaussian Process

Luai Al Labadi and Mahmoud Zarepour*

October 29, 2018

ABSTRACT

In this paper, we develop simple, yet efficient, procedures for sampling approximations of the two-Parameter Poisson-Dirichlet Process and the normalized inverse-Gaussian process. We compare the efficiency of the new approximations to the corresponding stick-breaking approximations of the two-parameter Poisson-Dirichlet Process and the normalized inverse-Gaussian process, in which we demonstrate a substantial improvement.

**Address for correspondence:* M. Zarepour, Department of Mathematics and Statistics, University of Ottawa, Ottawa, Ontario, K1N 6N5, Canada. E-mail: zarepour@uottawa.ca.

KEY WORDS: Dirichlet process, Nonparametric Bayesian inference, Normalized inverse-Gaussian process, Simulation, Stable law process, Stick-breaking representation, Two-parameter Poisson-Dirichlet process.

MSC 2000: Primary 65C60; secondary 62F15.

1 Introduction

The objective of Bayesian nonparametric inference is to place a prior on the space of probability measures. The Dirichlet process, formally introduced in Ferguson (1973), is considered the first celebrated example on this space. Ferguson's (1973) original definition of the Dirichlet process was based on specifying its finite-dimensional marginals to be Dirichlet distributions. An alternative definition of the Dirichlet process, due to Ferguson (1973), was relied on normalizing the gamma process. A different constructive definition of the Dirichlet process was given by Sethuraman (1994) using a "stick-breaking" approach. We refer the reader to the Zarepour and Al Labadi (2012) for more discussion about different representations of the Dirichlet process.

Several alternatives of the Dirichlet process have been proposed in the literature. In this paper, we focus on two such priors, namely the two-parameter Poisson-Dirichlet process (Pitman and Yor, 1997) and the normalized inverse-Gaussian process (Lijoi, Mena and Prünster, 2005). We begin by introducing the stick-breaking definition of the two-parameter Poisson-Dirichlet process defined on an arbitrary measurable space $(\mathfrak{X}, \mathcal{A})$. See for more details Pitman and Yor (1997).

Definition 1. For $0 \leq \alpha < 1$, $\theta > -\alpha$, let $(\beta_i)_{i \geq 1}$ be a sequence of independent random

variables with a $Beta(1 - \alpha, \theta + i\alpha)$ distribution. Define

$$p'_1 = \beta_1, p'_i = \beta_i \prod_{k=1}^{i-1} (1 - \beta_k), i \geq 2.$$

Let $p_1 \geq p_2 \geq \dots$ be the ranked values of $(p'_i)_{i \geq 1}$. Moreover, let $(Y_i)_{i \geq 1}$ be a sequence of independent and identically distributed (i.i.d.) random variables with common distribution H , independent of $(\beta_i)_{i \geq 1}$. Then the random probability measure

$$P_{H,\alpha,\theta}(\cdot) = \sum_{i=1}^{\infty} p_i \delta_{Y_i}(\cdot) \quad (1.1)$$

is called a two-parameter Poisson-Dirichlet process on $(\mathfrak{X}, \mathcal{A})$ with parameters α , θ and H , where δ_x denotes the dirac measure at x .

It is worth mentioning that Ishwaran and James (2001) referred to the process $P'_{H,\alpha,\theta}(\cdot) = \sum_{i=1}^{\infty} p'_i \delta_{Y_i}(\cdot)$ as the Pitman-Yor process, where $(p'_i)_{i \geq 1}$ and $(Y_i)_{i \geq 1}$ are as defined in Definition 1. The two-parameter Poisson-Dirichlet process with parameters α , θ and H is denoted by $PDP(H; \alpha, \theta)$, and we write $P_{H,\alpha,\theta} \sim PDP(H; \alpha, \theta)$. In the literature, the probability measure H is called the *base measure* of $P_{H,\alpha,\theta}$, while the parameters α and θ are called the *discount parameter* and the *concentration parameter*, respectively (Buntine and Hutter, 2010; Teh, 2006). The representation (1.1) clearly shows that any realization of the two-parameter Poisson-Dirichlet process must be a discrete probability measure. Note that, the special case $PDP(H; 0, \theta)$ represents the Dirichlet process. The law of the weights (p_1, p_2, \dots) is called the two-parameter Poisson-Dirichlet distribution, denoted by $PD(\alpha, \theta)$. The two-parameter Poisson-Dirichlet distribution has many applications in different fields such as population genetics, ecology, statistical physics and number theory.

See Feng (2010) for more details. On the other hand, the two-parameter Poisson-Dirichlet process has been recently used in applications in Bayesian nonparametric statistics such as computer science (Teh, 2006), species sampling (Jang, Lee and Lee, 2010; Navarrete, Quintana and Müller, 2008) and genomics (Favaro, Lijoi, Mena and Prünster, 2009).

The calculations of the moments for the two-parameter Poisson-Dirichlet process are carried out in Carleton (1999). Let A be a measurable subset of \mathfrak{X} . Then

$$E(P_{H,\alpha,\theta}(A)) = H(A) \quad \text{and} \quad \text{Var}(P_{H,\alpha,\theta}(A)) = H(A)(1 - H(A))\frac{1 - \alpha}{1 + \theta}. \quad (1.2)$$

It follows from (1.2) that the base measure H plays the role of the center of the process, while both α and θ control the variability of $P_{H,\alpha,\theta}$ around H . Observe that, for any fixed set $A \in \mathcal{A}$ and $\epsilon > 0$, we have

$$\Pr \{|P_{H,\alpha,\theta}(A) - H(A)| > \epsilon\} \leq H(A)(1 - H(A))\frac{1 - \alpha}{(1 + \theta)\epsilon^2}. \quad (1.3)$$

Thus, $P_{H,\alpha,\theta}(A) \xrightarrow{p} H(A)$ as $\theta \rightarrow \infty$ (for a fixed α) or as $\alpha \rightarrow 1$, $\alpha < 1$ (for fixed θ). In this paper, “ \xrightarrow{p} ” and “ $\xrightarrow{a.s.}$ ” denote convergence in probability and almost sure convergence, respectively.

Analogous to the Dirichlet process, Lijoi, Mena and Prünster (2005) defined the normalized inverse-Gaussian process $P_{H,\theta} = \{P_{H,\theta}(A)\}_{A \in \mathcal{A}}$ by specifying the distribution of $(P_{H,\theta}(A_1), \dots, P_{H,\theta}(A_m))$, for a partition A_1, \dots, A_m of \mathfrak{X} , as the normalized inverse-Gaussian distribution with parameter $(\theta H(A_1), \dots, \theta H(A_m))$, where $m \geq 2$. See equation (3) of Lijoi, Mena and Prünster (2005) for the density of the normalized inverse-Gaussian distribution. The normalized inverse-Gaussian process with parameter θ and H is denoted by $\text{N-IGP}(H; \theta)$, and we write $P_{H,\theta} \sim \text{N-IGP}(H; \theta)$.

One of the basic properties of the normalized inverse-Gaussian process is that for any $A \in \mathcal{A}$,

$$E(P_{H,\theta}(A)) = H(A) \quad \text{and} \quad \text{Var}(P_{H,\theta}(A)) = \frac{H(A)(1 - H(A))}{\xi(\theta)}, \quad (1.4)$$

where here and throughout this paper

$$\xi(\theta) = \frac{1}{\theta^2 e^\theta \Gamma(-2, \theta)}$$

and $\Gamma(-2, \theta) = \int_\theta^\infty t^{-3} e^{-t} dt$.

Observe that, for large θ , $\xi(\theta) \approx \theta$ (Abramowitz and Stegun, 1972, Formula 6.5.32, page 263), where we use the notation $f(\theta) \approx g(\theta)$ if $\lim_{\theta \rightarrow \infty} f(\theta)/g(\theta) = 1$. Like the two-parameter Poisson-Dirichlet process, it follows from (1.4) that H plays the role of the center of the process, while θ can be viewed as the concentration parameter. The larger θ is, the more likely it is that the realization of $P_{H,\theta}$ is close to H . Specifically, for any fixed set $A \in \mathcal{A}$ and $\epsilon > 0$, we have $P_{H,\theta}(A) \xrightarrow{p} H(A)$ as $\theta \rightarrow \infty$ since

$$\Pr \{|P_{H,\theta}(A) - H(A)| > \epsilon\} \leq \frac{H(A)(1 - H(A))}{\xi(\theta)\epsilon^2}. \quad (1.5)$$

Similar to the Dirichlet process, a series representation of the normalized inverse-Gaussian process can be easily derived from the Ferguson and Klass representation (1972). Specifically, let $(E_i)_{i \geq 1}$ be a sequence of i.i.d. random variables with an exponential distribution with mean of 1. Define

$$\Gamma_i = E_1 + \cdots + E_i. \quad (1.6)$$

Let $(Y_i)_{i \geq 1}$ be a sequence of i.i.d. random variables with values in \mathfrak{X} and common distribution H , independent of $(\Gamma_i)_{i \geq 1}$. Then the normalized inverse-Gaussian process with parameter θ and H can be expressed as a normalized series representation

$$P_{H,\theta}(\cdot) = \sum_{i=1}^{\infty} \frac{L^{-1}(\Gamma_i)}{\sum_{i=1}^{\infty} L^{-1}(\Gamma_i)} \delta_{Y_i}(\cdot), \quad (1.7)$$

where

$$L(x) = \frac{\theta}{\sqrt{2\pi}} \int_x^{\infty} e^{-t/2} t^{-3/2} dt, \text{ for } x > 0, \quad (1.8)$$

and δ_X denotes the Dirac measure at X (i.e. $\delta_X(B) = 1$ if $X \in B$ and 0 otherwise). Observe that, working with (1.7) is difficult in practice because no closed form for the inverse of the Lévy measure (1.8) exists. Moreover, to determine the random weights in (1.7) an infinite sum must be computed.

A radically different constructive definition of the normalized inverse-Gaussian process was recently established by Favaro, Lijoi and Prünster (2012) using a “stick-breaking” approach. Let $(Z_i)_{i \geq 1}$ be i.i.d. random variables with Z_i is 1/2-stable random variable with scale parameter 1. Define a sequence of dependent random variables $(V_i)_{i \geq 1}$ as follows

$$V_1 = \frac{X_1}{X_1 + Z_1} \text{ such that } X_1 \sim \text{GIG}(\theta^2, 1, -\frac{1}{2}), \quad (1.9)$$

$$V_i | V_1, \dots, V_{i-1} = \frac{X_i}{X_i + Z_i} \text{ such that } X_i \sim \text{GIG} \left(\frac{\theta^2}{\prod_{j=1}^{i-1} (1 - V_j)}, 1, -\frac{1}{2} \right), \quad i \geq 2,$$

where the sequences $(X_i)_{i \geq 1}$ and $(Z_i)_{i \geq 1}$ are independent and GIG denotes the generalized

inverse Gaussian distribution (see equation (2) of Favaro, Lijoi and Prünster, 2012). Define

$$p_1 = V_1, p_j = V_j \prod_{i=1}^{j-1} (1 - V_i), j \geq 2. \quad (1.10)$$

Moreover, let $(Y_i)_{i \geq 1}$ be a sequence of i.i.d. random variables with common distribution H , independent of $(V_i)_{i \geq 1}$. Define

$$P_{H,\theta}(\cdot) = \sum_{i=1}^{\infty} p_i \delta_{Y_i}(\cdot). \quad (1.11)$$

Then $P_{H,\theta}$ is a normalized inverse-Gaussian process with parameter θ and H .

This paper is organized as follows. In Section 2, we use the stick-breaking representations (1.1) and (1.11) to sample approximations of the two-parameter Poisson-Dirichlet Process and the normalized inverse-Gaussian process, respectively. We also show in this section that the stick-breaking representations are inefficient for simulation purposes. In Sections 3 and 4, we develop simple, yet efficient, algorithms to simulate approximations of the two-parameter Poisson-Dirichlet Process and the normalized inverse-Gaussian process, respectively. An extensive simulation study evaluating the accuracy of the new methods to the stick-breaking approximations is presented in Section 4. The simulation results clearly show that the new approximations are more efficient.

2 Simulation from Stick-Breaking Representation in Non-parametric Bayesian Inference

Stick-breaking representations are of special interest in Bayesian nonparametric inference. For example, they are used in modeling Bayesian hierarchical mixture models (Ishwaran and James, 2001; Kottas and Gelfand, 2001). They are also used to compute the moments and some theoretical properties of the related priors (Carleton, 1999). In this section, we focus on stick-breaking representations of the two-parameter Poisson-Dirichlet process and the normalized inverse-Gaussian process from computational point of view.

The stick-breaking representation of the two-parameter Poisson-Dirichlet process (see Definition 1) can be used to simulate the approximated two-parameter Poisson-Dirichlet process using a truncation argument. By truncating the higher order terms in the sum (1.1), we can approximate the stick breaking representation by

$$P_{n,H,\alpha,\theta}(\cdot) = \sum_{k=1}^n p_k \delta_{Y_k}(\cdot), \quad (2.1)$$

where $(\beta_i)_{i \geq 1}$, $(p_i)_{i \geq 1}$, and $(\alpha_i)_{i \geq 1}$ are as given by Definition 1 with $\beta_n = 1$ (hence β_n does not have a beta distribution). The assumption that $\beta_n = 1$ is necessary to make the weights add to 1, almost surely (Ishwaran and James, 2001). A random stopping rule for choosing $n = n(\epsilon)$, where $\epsilon \in (0, 1)$, is:

$$n = \inf \{i : p'_i = (1 - \beta_1) \dots (1 - \beta_{i-1}) \beta_i < \epsilon\}. \quad (2.2)$$

The random stopping rule in (2.2) is similar to the one in (2.2) proposed by Muliere and Tradella (1998) for the Dirichlet process. The following lemma shows that the weights

$(p_i)_{i \geq 1}$ in the stick-breaking representation are not strictly decreasing, almost surely (they are only stochastically decreasing). This makes the truncated stick-breaking representation inefficient for simulation purposes.

Lemma 1. Let $(p'_i)_{i \geq 1}$ be as in Definition 1. Then $\Pr \{p'_{i+1} < p'_i\} = \int_0^1 \int_0^y f(x, y) dx dy$,

where

$$f(x, y) = \frac{x^{\alpha_1-1}(1+x)^{-\alpha_1-\beta_1}}{B(\alpha_1, \beta_1)} \times \frac{y^{\alpha_1-1}(1-y)^{\beta_2-1}}{B(\alpha_1, \beta_2)} I\{x \geq 0\} I\{0 < y < 1\},$$

$$B(a, b) = \Gamma(a)\Gamma(b)/\Gamma(a+b), \alpha_1 = 1 - \alpha, \beta_1 = \theta + i\alpha \text{ and } \beta_2 = \theta + (1+i)\alpha.$$

Proof. Since $p'_i = \beta_i \prod_{k=1}^{i-1} (1 - \beta_k)$, we have

$$\begin{aligned} \Pr \{p'_{i+1} < p'_i\} &= \Pr \{\beta_{i+1}(1 - \beta_i) < \beta_i\} \\ &= \Pr \left\{ \beta_{i+1} \frac{(1 - \beta_i)}{\beta_i} < 1 \right\}. \end{aligned}$$

Since β_i is a random variable with the $Beta(1 - \alpha, \theta + i\alpha)$ distribution, it follows that $\beta_i/(1 - \beta_i)$ has the beta distribution of the second kind with parameters $\alpha_1 = 1 - \alpha$ and $\beta_1 = \theta + i\alpha$ (Balakrishnan and Lai, 2009, page 12). That is, $\beta_i/(1 - \beta_i)$ has the density

$$f(x) = \frac{x^{\alpha_1-1}(1+x)^{-\alpha_1-\beta_1}}{B(\alpha_1, \beta_1)} I\{x \geq 0\}.$$

The lemma follows from the fact that $(\beta_i)_{i \geq 1}$ is a sequence of independent random variables with a $Beta(1 - \alpha, \theta + i\alpha)$ distribution. \square

It follows clearly from Lemma 1 that the probability $\Pr \{p'_{i+1} < p'_i\}$ depends on i , α and θ . Table 1 depicts some values for this probability.

Table 1: Some values of $\Pr \{p'_{i+1} < p'_i\}$.

i	α	θ	$\Pr \{p'_{i+1} < p'_i\}$
1	0.1	1	0.672
10	0.1	1	0.607
100	0.1	1	0.521
1	0.5	1	0.598
10	0.5	1	0.526
100	0.5	1	0.503
1	0.9	1	0.5230
10	0.9	1	0.504
100	0.9	1	0.500
1	0.1	10	0.523
10	0.1	10	0.521
100	0.1	10	0.511
1	0.5	10	0.515
10	0.5	10	0.511
100	0.5	10	0.503
1	0.9	10	0.504
10	0.9	10	0.502
100	0.9	10	0.500

Similar to the two-parameter Poisson-Dirichlet process, the stick-breaking representation of the normalized inverse-Gaussian process can be used to approximately simulate the normalized inverse-Gaussian process process using a truncation argument. By truncating the higher order terms in the sum (1.11), we can approximate the stick breaking representation by

$$P_{n,H,\theta}(\cdot) = \sum_{k=1}^n p_k \delta_{Y_k}(\cdot), \quad (2.3)$$

where $(V_i)_{i \geq 1}$, $(p_i)_{i \geq 1}$ are as given by Definition 1 with $V_n | V_1, \dots, V_{n-1} = 1$. The assumption that $V_n | V_1, \dots, V_{n-1} = 1$ is necessary to make the weights add to 1, almost surely. A random stopping rule for choosing $n = n(\epsilon)$, where $\epsilon \in (0, 1)$, is similar to (2.2) with β_i

is replaced by V_i . Note that, since the $(V_i)_{i \geq 1}$ are not independent and the joint density of (V_i, V_{i+1}) is complex for a direct calculation, establishing a lemma similar to Lemma 1 for the normalized inverse-Gaussian process is not an easy task. The next table gives values of $\Pr \{p_{i+1} < p_i\}$ based on simulation where, the values of the probability is based on 500 simulated values of each weight with $\theta = 1$ and $n = 50$.

Table 2: Some values of $\Pr \{p_{i+1} < p_i\}$.

i	α	$\Pr \{p_{i+1} < p_i\}$
1	1	0.536
10	1	0.538
20	1	0.540
30	1	0.548
40	1	0.664

3 Simulating an Approximation of the Two-Parameter Poisson-Dirichlet Process

The next proposition provides an interesting approach to construct the two-parameter Poisson-Dirichlet process. For the proof of the proposition, see Pitman and Yor (1997, Proposition 22).

Proposition 1. For $0 < \alpha < 1$ and $\theta > 0$, suppose $(p_1(0, \theta), p_2(0, \theta), \dots)$ and $(p_1(\alpha, 0), p_2(\alpha, 0), \dots)$ has respective distributions $PD(0, \theta)$ and $PD(\alpha, 0)$. Independent of $(p_1(0, \theta), p_2(0, \theta), \dots)$, let $(p_1^i(\alpha, 0), p_2^i(\alpha, 0), \dots)$, $i = 1, 2, \dots$, be a sequence of independent copies of $(p_1(\alpha, 0), p_2(\alpha, 0), \dots)$. Let $(p_i)_{i \geq 1}$ be the descending order statistics of $\{p_i(0, \theta)p_j^i(\alpha, 0), i, j = 1, 2, \dots\}$. Then (p_1, p_2, \dots) has a $PD(\alpha, \theta)$ distribution.

It follows from Proposition 1, that the weights in the two-parameter Poisson-Dirichlet process can be constructed based on two boundary selections of the parameters. The first selection is when $\alpha = 0$. This choice of parameters corresponds to the Dirichlet process. The other selection of parameters is when $\theta = 0$, which yields a measure whose random weights are based on a stable law with index $0 < \alpha < 1$. Therefore, the Dirichlet process $P_{H,0,\theta}$ and the stable law process $P_{H,\alpha,0}$ are two essential processes in simulating the two-parameter Poisson-Dirichlet process. First we consider simulating these two key processes.

A simple, yet efficient, procedure for approximating the Dirichlet process was recently developed by Zarepour and Al Labadi (2012). Specifically, let X_n be a random variable with distribution $\text{Gamma}(\theta/n, 1)$. Define

$$G_n(x) = \Pr(X_n > x) = \int_x^\infty \frac{1}{\Gamma(\theta/n)} e^{-t} t^{\theta/n-1} dt. \quad (3.1)$$

and

$$G_n^{-1}(y) = \inf \{x : G_n(x) \geq y\}.$$

Let $(Y_i)_{i \geq 1}$ be a sequence of i.i.d. random variables with values in \mathfrak{X} and common distribution H , independent of $(\Gamma_i)_{i \geq 1}$. Let $\Gamma_i = E_1 + \dots + E_i$, where $(E_i)_{i \geq 1}$ are i.i.d. random variables with exponential distribution of mean 1, independent of $(Y_i)_{i \geq 1}$. Then as $n \rightarrow \infty$,

$$P_{n,H,0,\theta}^{\text{new}}(\cdot) = \sum_{i=1}^n \frac{G_n^{-1}\left(\frac{\Gamma_i}{\Gamma_{n+1}}\right)}{\sum_{i=1}^n G_n^{-1}\left(\frac{\Gamma_i}{\Gamma_{n+1}}\right)} \delta_{Y_i}(\cdot) \xrightarrow{a.s.} \sum_{i=1}^{\infty} \frac{N^{-1}(\Gamma_i)}{\sum_{i=1}^{\infty} N^{-1}(\Gamma_i)} \delta_{Y_i}(\cdot), \quad (3.2)$$

where $N(x) = \theta \int_x^\infty t^{-1} e^{-t} dt$, $x > 0$. The right-hand side of (3.2) represents Ferguson's representation (1973) of the Dirichlet process. Zarepour and Al Labadi (2012) showed that the weights $G_n^{-1}\left(\frac{\Gamma_i}{\Gamma_{n+1}}\right) / \sum_{i=1}^n G_n^{-1}\left(\frac{\Gamma_i}{\Gamma_{n+1}}\right)$ of the new representation given in (3.2)

decrease monotonically for any fixed positive integer n . They also provided a strong empirical evidence that their new representation yields a highly accurate approximation of the Dirichlet process.

The next algorithm uses Zarepour and Al Labadi approximation (3.2) to generate a sample from the approximate Dirichlet process with parameters θ and H .

Algorithm A: Simulating an approximation of the Dirichlet process.

- (1) Fix a relatively large positive integer n .
- (2) Generate $Y_i \stackrel{\text{i.i.d.}}{\sim} H$ for $i = 1, \dots, n$.
- (3) For $i = 1, \dots, n + 1$, generate E_i from an exponential distribution with mean 1, independent of $(Y_i)_{1 \leq i \leq n}$ and let $\Gamma_i = E_1 + \dots + E_i$.
- (4) For $i = 1, \dots, n$, compute $G_n^{-1}(\Gamma_i/\Gamma_{n+1})$, which is simply the quantile function of the $Gamma(\theta/n, 1)$ distribution evaluated at $1 - \Gamma_i/\Gamma_{n+1}$.
- (5) Set $P_{n,H,0,\theta}^{\text{new}}$ as defined in (3.2).

On the other hand, for the stable law process, Pitman and Yor (1997, Proposition 10) proved that

$$P_{H,\alpha,0}(\cdot) = \sum_{i=1}^{\infty} \frac{\Gamma_i^{-1/\alpha}}{\sum_{i=1}^{\infty} \Gamma_i^{-1/\alpha}} \delta_{Y_i}(\cdot), \quad (3.3)$$

where $\Gamma_i = E_1 + \dots + E_i$ and $(E_i)_{i \geq 1}$ is a sequence of i.i.d. random variables with an exponential distribution with mean of 1. Therefore, the following representation can be used to simulate an approximation of the stable law process

$$P_{n,H,\alpha,0}(\cdot) = \sum_{i=1}^n \frac{\Gamma_i^{-1/\alpha}}{\sum_{i=1}^n \Gamma_i^{-1/\alpha}} \delta_{Y_i}(\cdot), \quad (3.4)$$

It is easy to see that the weights $\left(\Gamma_i^{-1/\alpha} / \sum_{i=1}^n \Gamma_i^{-1/\alpha}\right)_{1 \leq i \leq n}$ are strictly decreasing. Thus, simulating the stable law process through the representation (3.4) is very efficient. The next algorithm can be used to sample from an approximation of the stable law process.

Algorithm B: Simulating an approximation of the stable law process.

- (1) Fix a relatively large positive integer n .
- (2) Generate $Y_i \stackrel{\text{i.i.d.}}{\sim} H$ for $i = 1, \dots, n$.
- (3) For $i = 1, \dots, n + 1$, generate E_i from an exponential distribution with mean 1, independent of $(Y_i)_{1 \leq i \leq n}$ and let $\Gamma_i = E_1 + \dots + E_i$.
- (4) For each $i = 1, \dots, n$, the corresponding weights are $\Gamma_i^{-1/\alpha} / \sum_{i=1}^n \Gamma_i^{-1/\alpha}$.

Now we present an efficient algorithm for simulating the two-parameter Poisson-Dirichlet process. This algorithm is based on Proposition 1, Algorithm A and Algorithm B.

Algorithm C: Simulating an approximation of the two-parameter Poisson-Dirichlet Process.

- (1) Use Algorithm A to generate n weights of the Dirichlet process. Denote these weights by $(p_1(0, \theta), \dots, p_2(0, \theta))$.
- (2) Use Algorithm B to generate m weights for an approximation of the stable law process. Denote these weights by $(p_1(\alpha, 0), \dots, p_m(\alpha, 0))$.
- (3) Repeat step (2) to generate n i.i.d. copies of $(p_1(\alpha, 0), \dots, p_m(\alpha, 0))$. Denotes these copies by $(p_1^1(\alpha, 0), \dots, p_m^1(\alpha, 0)), \dots, (p_1^n(\alpha, 0), \dots, p_m^n(\alpha, 0))$.

- (4) Find the product $p_i(0, \theta)p_j^i(\alpha, 0)$ of the weights generated in step (1) and step (3), where $i = 1, \dots, n$ and $j = 1, \dots, m$. That is, find $(p_1(0, \theta)p_1^1(\alpha, 0), \dots, p_1(0, \theta)p_m^1(\alpha, 0), \dots, p_n(0, \theta)p_1^n(\alpha, 0), \dots, p_n(0, \theta)p_m^n(\alpha, 0))$.
- (5) The weights of the two-parameter Poisson-Dirichlet process are those weights obtained in step (4) written in descending order. Denote these weight by $(p_i)_{1 \leq i \leq nm}$.
- (6) Generate $Y_i \stackrel{\text{i.i.d.}}{\sim} H$ for $i = 1, \dots, nm$.
- (7) The approximated two-parameter Poisson-Dirichlet process is given by the representation (2.1) with n in the summation replaced by nm .

4 Monotonically Decreasing Approximation to the Normalized Inverse-Gaussian Process

Mimicking Theorem 1 of Zarepour and Al Labadi (2012), we can construct a similar approximation for the normalized inverse-Gaussian process. Specifically, let X_n be a random variable with distribution $\text{IG}(\theta/n, 1)$. Define

$$Q_n(x) = \Pr(X_n > x) = \int_x^\infty \frac{\theta}{n\sqrt{2\pi}} t^{-3/2} \exp \left\{ -\frac{1}{2} \left(\frac{\theta^2}{n^2 t} + t \right) + \frac{\theta}{n} \right\} dt. \quad (4.1)$$

Let $(Y_i)_{i \geq 1}$ be a sequence of i.i.d. random variables with values in \mathfrak{X} and common distribution H , independent of $(\Gamma_i)_{i \geq 1}$, then as $n \rightarrow \infty$

$$P_{n,H,0,\theta}^{\text{new}}(\cdot) = \sum_{i=1}^n \frac{Q_n^{-1} \left(\frac{\Gamma_i}{\Gamma_{n+1}} \right)}{\sum_{i=1}^n Q_n^{-1} \left(\frac{\Gamma_i}{\Gamma_{n+1}} \right)} \delta_{Y_i}(\cdot) \xrightarrow{\text{a.s.}} \sum_{i=1}^{\infty} \frac{L^{-1}(\Gamma_i)}{\sum_{i=1}^{\infty} L^{-1}(\Gamma_i)} \delta_{Y_i}(\cdot). \quad (4.2)$$

Here Γ_i , $L(x)$, and $Q_n(x)$, are defined in (1.6), (1.8), and (4.1), respectively.

Remark 1. For any $1 \leq i \leq n$, $\Gamma_i/\Gamma_{n+1} < \Gamma_{i+1}/\Gamma_{n+1}$ almost surely. Since Q_n^{-1} is a decreasing function, we have $Q_n^{-1}(\Gamma_i/\Gamma_{n+1}) > Q_n^{-1}(\Gamma_{i+1}/\Gamma_{n+1})$ almost surely. That is, the weights of the new representation (4.2) decrease monotonically for any fixed positive integer n . As demonstrated in Zarepour and Al Labadi (2012) for the Dirichlet process, we also anticipate that this new representation will yield highly accurate approximations to the normalized inverse-Gaussian process.

Algorithm D: Simulating an approximation of the normalized inverse-Gaussian process.

- (1) Fix a relatively large positive integer n .
- (2) Generate $Y_i \stackrel{\text{i.i.d.}}{\sim} H$ for $i = 1, \dots, n$.
- (3) For $i = 1, \dots, n + 1$, generate E_i from an exponential distribution with mean 1, independent of $(Y_i)_{1 \leq i \leq n}$ and let $\Gamma_i = E_1 + \dots + E_i$.
- (4) For $i = 1, \dots, n$, compute $Q_n^{-1}(\Gamma_i/\Gamma_{n+1})$, which is simply the quantile function of the inverse-Gaussian distribution with parameter a/n and 1 evaluated at $1 - \Gamma_i/\Gamma_{n+1}$. Computing such values is straightforward in R. For example, one may use the package “GeneralizedHyperbolic”.

5 Empirical Results: A Comparison with the Stick-breaking Approximation

In this section, we compare the new approximation of the two-parameter Poisson-Dirichlet process (Algorithm C) and the new approximation of the normalized inverse-Gaussian process (Algorithm D) with the corresponding stick-breaking approximations given in (2.1) and (2.3). First we consider the two-parameter Poisson-Dirichlet process. In the simulation, we set $n = 100$, $m = 500$ in Algorithm C and $n = 100 \times 500 = 50000$ in (2.1). We take H to be the uniform distribution on $[0, 1]$. We generate 1000 sample paths from the two-parameter Poisson-Dirichlet for different values of α and θ by using the two approximations. The sample means of generated processes at $x = 0.1, 0.2, \dots, 0.9, 1.0$ are compared with the true mean of the two-parameter Poisson-Dirichlet process $H(x) = x$. Table 3 shows the maximum mean error (the absolute maximum of the differences between the sample means and the true means). For instance, for $\alpha = 0.9$ and $\theta = 10$, the maximum mean error is 0.00245 in the new approach, while it is 0.01149 in the stick-breaking approximation. Similarly, sample standard deviation and the population standard deviation can be compared and their maximum errors are reported in Table 3. It is clear from the simulation results in Table 3 that both the maximum mean error and the maximum standard deviation error in the new approach are smaller than that obtained by the stick-breaking approximation. Thus, empirically, simulating the two-parameter Poisson-Dirichlet process by using the the new approximation (Algorithm C) gives very accurate results.

Table 3: This table reports the maximum mean (max. mean) error and maximum standard deviation (max. sd.) error. That is, the absolute maximum difference between the approximated mean (standard deviation) and the actual mean (standard deviation) of $P_{H,\alpha,\theta}(x) = P_{H,\alpha,\theta}((-\infty, x])$ evaluated at $x = 0.1, 0.2, \dots, 0.9, 1.0$, where H is a uniform distribution on $[0, 1]$.

α	θ	New		Stick-breaking	
		max. mean error	max. sd error	max. mean error	max. sd error
0.1	1	0.01155	0.67082	0.02332	0.67082
0.5	1	0.00983	0.50000	0.01334	0.50000
0.9	1	0.00564	0.22361	0.01303	0.22361
0.1	10	0.00993	0.28604	0.01097	0.28604
0.5	10	0.00368	0.21320	0.00455	0.21320
0.9	10	0.00245	0.09535	0.01149	0.13863
0.1	50	0.00236	0.13284	0.00341	0.13284
0.5	50	0.00131	0.09901	0.00227	0.09901
0.9	50	0.00094	0.04428	0.00974	0.05468

Figures 1, 2 and 3 show sample paths for the approximate two-parameter Poisson-Dirichlet process with a uniform distribution on $[0,1]$ as a base measure with different concentration and discount parameters. Distinctly, the new approximation performs very well in all cases. On the other hand, a clear disadvantage of the stick-breaking approximation appears when α is close to 1 ($\alpha < 1$). In this case, as seen in Figures 2 and 3, contrary to our anticipation (see inequality (1.3)), the two-parameter Poisson-Dirichlet process is not in the proximity of the base measure. Thus, the stick-breaking representation performs very poorly when α is close to 1 ($\alpha < 1$).

Next we compare the new approximation of the normalized inverse-Gaussian process (Algorithm D) with the stick-breaking approximation (2.3). In the simulation, we set $n = 50$, $\theta = 1$ and take H to be the uniform distribution on $[0, 1]$. We generate 500 sample paths from the normalized inverse-Gaussian process by using the two approximations. The sample means of generated processes at $x = 0.1, 0.2, \dots, 0.9, 1.0$ are compared with the true mean of the normalized inverse-Gaussian process $H(x) = v$. The maximum mean error (the absolute maximum of the differences between the sample means and the true means) is 0.01032, while it is 0.01804 in the stick-breaking approximation. Similarly, the maximum standard deviation error is 0.06137 in the new approach, while it is 0.07079 in the stick-breaking approximation. Once again, both the maximum mean error and the maximum standard deviation error in the new approach are smaller than those obtained by the stick-breaking approximation.

Figure 4 shows sample paths for the approximate normalized inverse-Gaussian process with a uniform distribution on $[0,1]$ as a base measure with different concentration parameters. As seen in this figure, the new approximation performs very well in all case. On the other hand, when θ is large, contrary to our anticipation (see inequality (1.5)), the

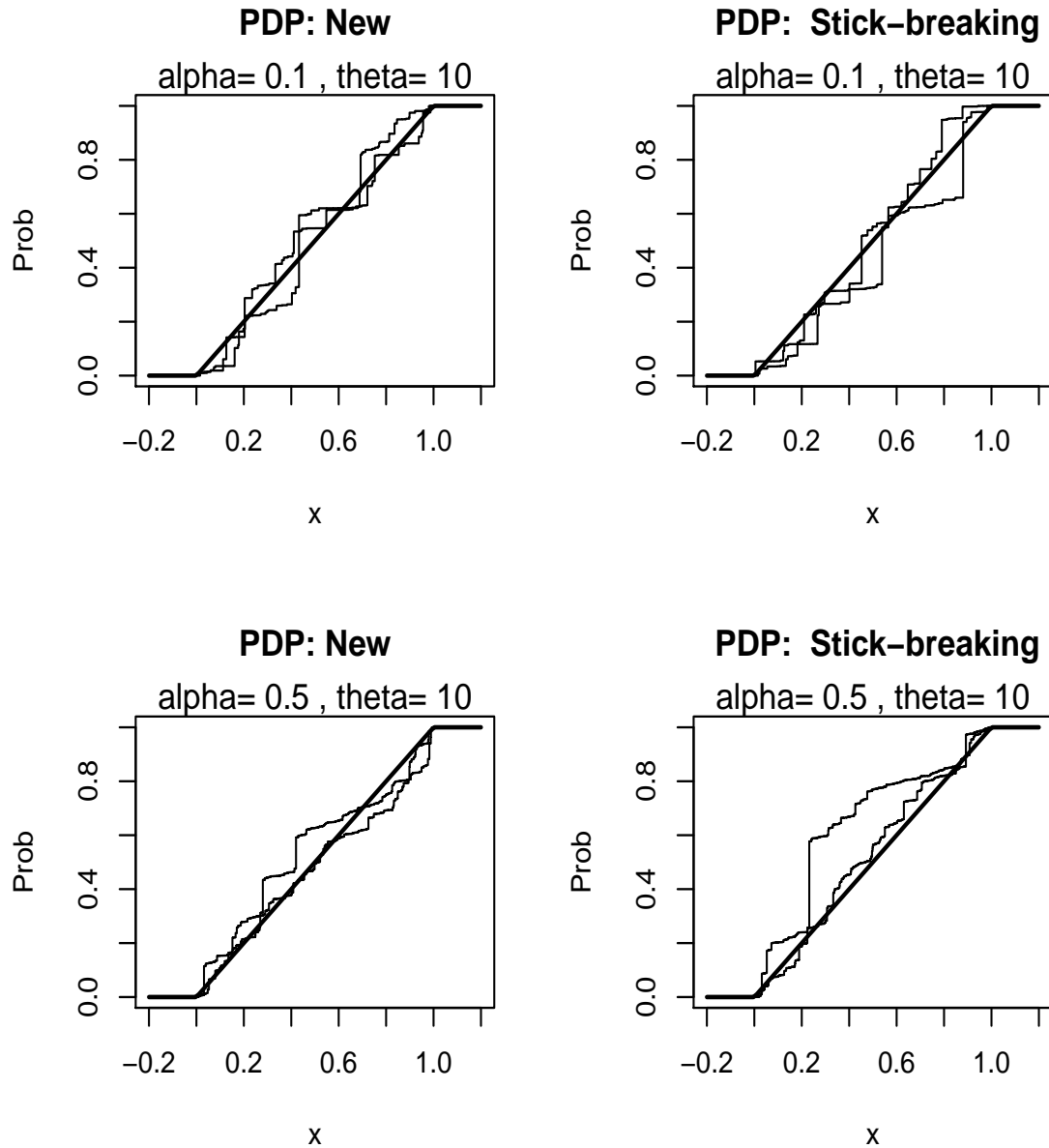


Figure 1: Sample paths of the two-parameter Poisson-Dirichlet process $P_{H,\alpha,\theta}$, where H is the uniform distribution on $[0, 1]$, $\theta = 10$ and $\alpha = 0.1, 0.5$. The solid line denotes the cumulative distribution function of H .

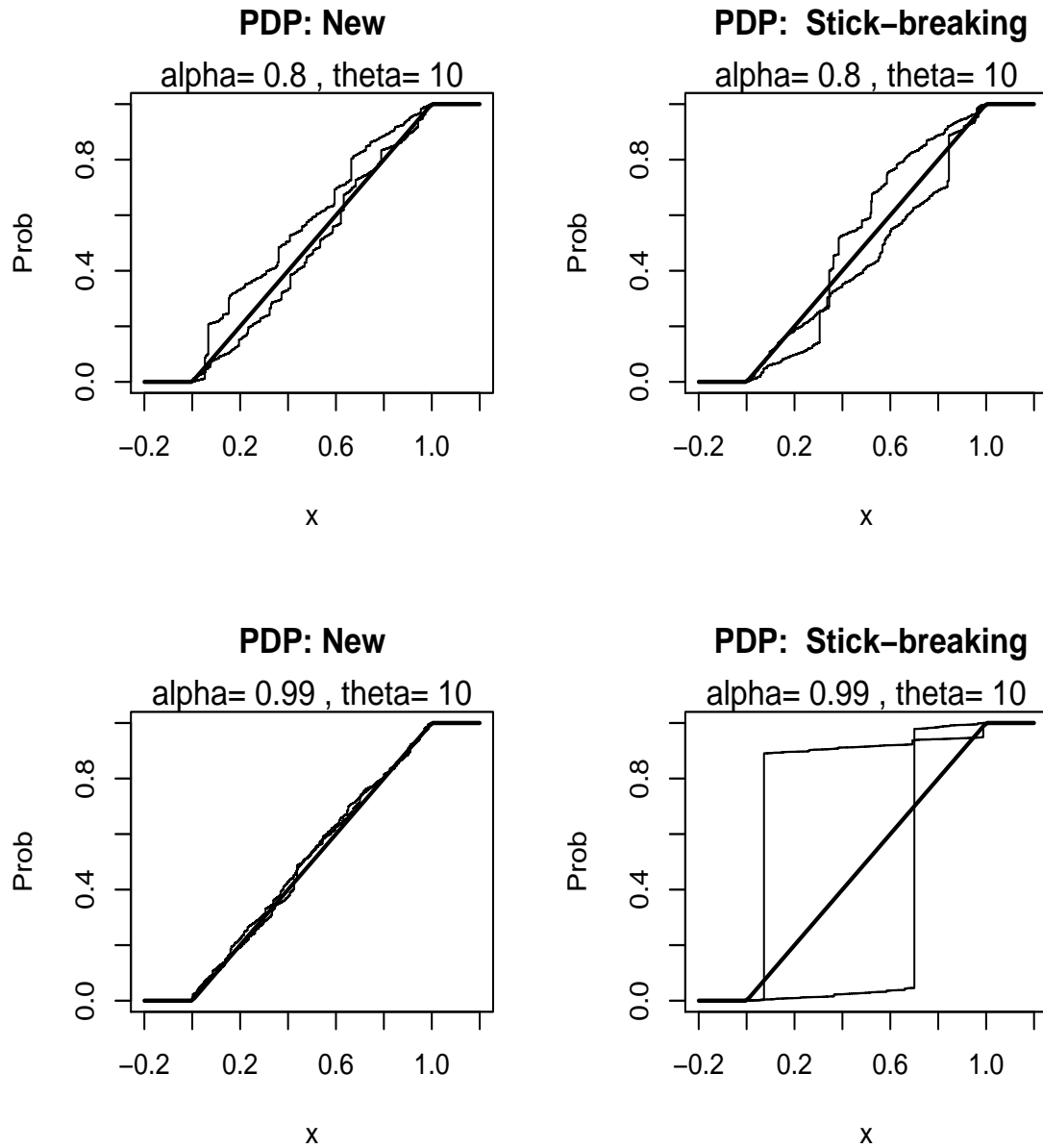


Figure 2: Sample paths of a two-parameter Poisson-Dirichlet process $P_{H,\alpha,\theta}$, where H is the uniform distribution on $[0, 1]$, $\theta = 10$ and $\alpha = 0.8, 0.99$. The solid line denotes the cumulative distribution function of H .

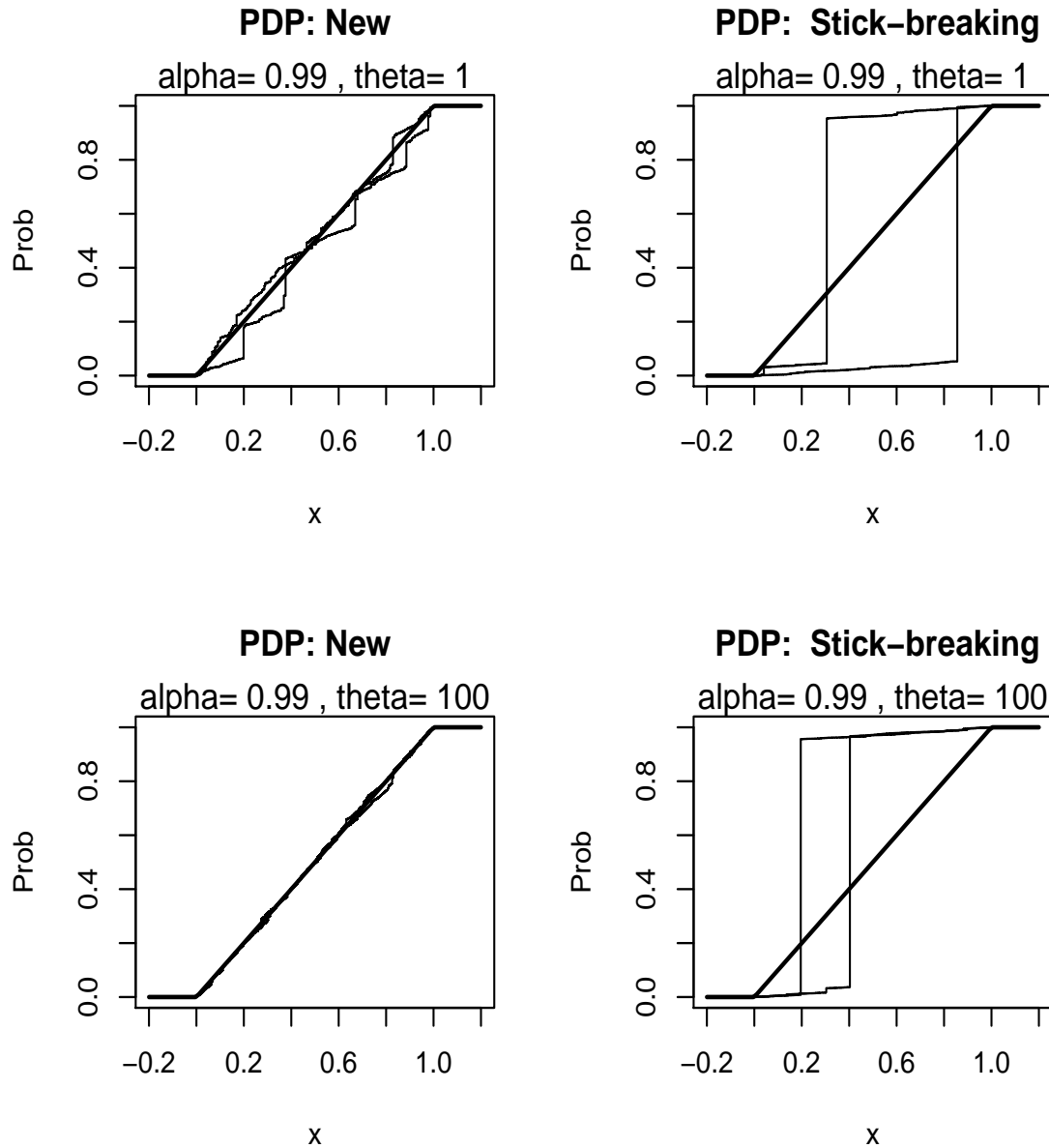


Figure 3: Sample paths of a two-parameter Poisson-Dirichlet process $P_{H,\alpha,\theta}$, where H is the uniform distribution on $[0, 1]$, $\theta = 100, 1$ and $\alpha = 0.99$. The solid line denotes the cumulative distribution function of H .

normalized inverse-Gaussian process is not in the proximity of the base measure.

Remark 2. When generating samples from the approximate stick-breaking representation of the normalized inverse-Gaussian process, the values of the random variables $(V_i)_{i \geq 1}$ in (1.9) become numerically 1 after few simulation steps ($n \leq 50$). The reason of that, the values of the random variables $(X_i)_{i \geq 1}$ becomes very huge comparable to values of the random variables $(Z_i)_{i \geq 1}$. In this case, generating samples for the random variable $(X_i)_{i \geq 1}$ from the generalized inverse distributions is impossible as these distributions become undefined (one of the parameters becomes numerically 0). This problem makes sampling the normalized inverse-Gaussian process via the stick-breaking representation fails in most cases. Our recommendation is to use the stick breaking representation to simulate the normalized inverse-Gaussian process only when θ is very small ($\theta \leq 1$).

6 Acknowledgments.

The research of the authors is supported by research grants from the **Natural Sciences and Engineering Research Council of Canada (NSERC)**.

REFERENCES

- [1] Abramowitz, M., and Stegun, I.A. (1972). *Handbook of Mathematical Functions with Formulas, Graphs, and Mathematical Tables*. New York, Dover.
- [2] Balakrishnan, N., and Lai, C. (2009). *Continuous Bivariate Distributions*. Springer-Verlag.

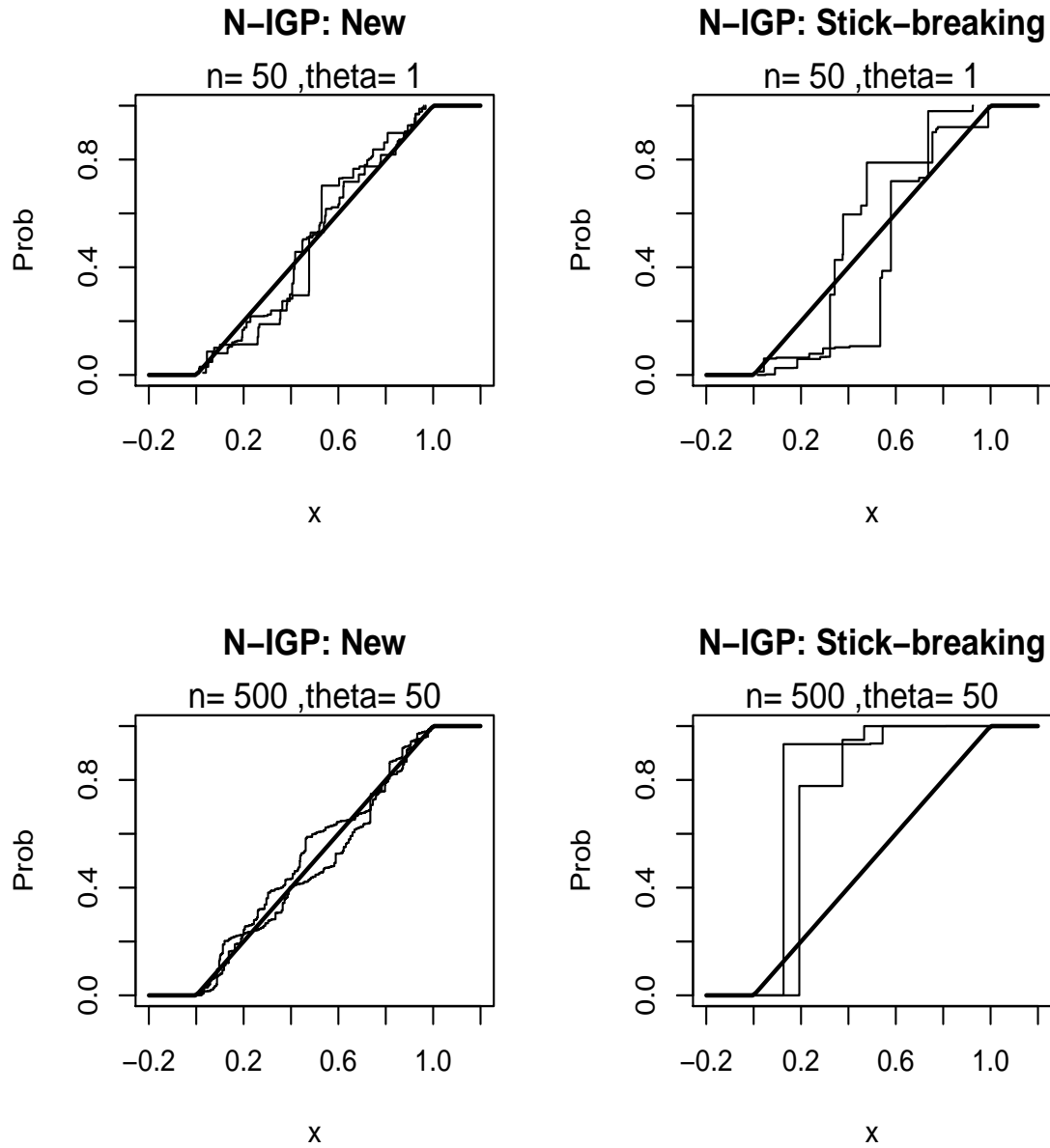


Figure 4: Sample paths of the normalized inverse-Gaussian process $P_{H,\alpha,\theta}$, where H is the uniform distribution on $[0, 1]$, $\theta = 1, 50$. The solid line denotes the cumulative distribution function of H .

- [3] Buntine, W. and Hutter, M. (2010). A Bayesian review of the Poisson-Dirichlet process. <http://arxiv.org/abs/1007.0296>.
- [4] Carlton, M.A. (1999). Applications of the two-parameter Poisson-Dirichlet distribution. Unpublished Ph.D. thesis, Department of Statistics, University of California, Los Angeles.
- [5] Favaro, S., Lijoi, A., Mena, R., and Prünster, I. (2009). Bayesian nonparametric inference for species variety with a two parameter Poisson-Dirichlet process prior. *Journal of the Royal Statistical Society Series B*, 71, 993-1008.
- [6] Feng, S. (2010). *The Poisson-Dirichlet Distribution and Related Topics*. Springer-Verlag, New York.
- [7] Ferguson, T. S., and Klass, M. J. (1972). A Representation of Independent Increment Processes without Gaussian Components. *The Annals of Mathematical Statistics*, 1, 209-230.
- [8] Ferguson, T.S. (1973). A Bayesian Analysis of Some Nonparametric Problems. *The Annals of Statistics*, 1, 209-230.
- [9] Ishwaran, H., and James, L.F. (2001). Gibbs Sampling Methods for Stick-Breaking Priors. *Journal of the American Statistical Association*, 96, 161-173.
- [10] Jang, G.H., Lee, J. and Lee, S. (2010). Posterior consistency of species sampling priors. *Statistica Sinica*, 20, 581-593.
- [11] Kottas, A., Gelfand, A.E. (2001). Bayesian semiparametric median regression modeling. *Journal of the American Statistical Association* 96, 1458-1468.

- [12] Lijoi, A., Mena, R.H., and Prünster, I. (2005). Hierarchical mixture modelling with normalized inverse Gaussian priors. *Journal of the American Statistical Association*, 100, 1278-1291.
- [13] Muliere, P., and Tardella, L. (1998). Approximating distributions of random functionals of Ferguson-Dirichlet prior. *The Canadian Journal of Statistics*, 26, 283-297.
- [14] Navarrete, C., Quintana, F.A. and Müller, P. (2008). Some issues on nonparametric Bayesian modeling using species sampling models. *Statistical Modelling*, 8, 3-21.
- [15] Pitman, J. and Yor, M. (1997). The two-parameter Poisson-Dirichlet distribution derived from a stable subordinator. *The Annals of Probability*, 2, 855-900.
- [16] Sethuraman, J. (1994). A constructive definition of Dirichlet priors. *Statistica Sinica*, 4, 639-650.
- [17] Teh, Y.W. (2006). A hierarchical Bayesian language model based on Pitman-Yor processes. In *proceedings of the 21st International Conference on Computational Linguistics and 44th Annual Meeting of the Association for Computational Linguistics*, 985-992.
- [18] Zarepour, M., and Al Labadi, L. (2012). On a Rapid Simulation of the Dirichlet Process. *Statistics and Probability Letters*, 82, 916-924.