

Testing turbulent closure models with convection simulations

J. E. Snellman¹, P. J. Käpylä^{1,2,3}, M. J. Käpylä^{3,1,2}, M. Rheinhardt^{1,2}, and B. Dintrans⁴

¹ Department of Physics, Gustaf Hållströmin katu 2a (PO Box 64), FI-00014 University of Helsinki, Finland

² NORDITA, Roslagstullsbacken 23, SE-10691 Stockholm, Sweden

³ Aalto University, Department of Information and Computer Science, PO Box 15400, FI-00076 Aalto, Finland

⁴ Observatoire Midi-Pyrénées, Laboratoire d'Astrophysique de Toulouse-Tarbes (UMR5572), 14 Avenue Edouard Belin, 31400 Toulouse, France

The dates of receipt and acceptance should be inserted later

Key words hydrodynamics – turbulence – convection – Sun: rotation – stars: rotation

We compare simple analytical closure models of homogeneous turbulent Boussinesq convection for stellar applications with three-dimensional simulations. We use simple analytical closure models to compute the fluxes of angular momentum and heat as a function of rotation rate measured by the Taylor number. We also investigate cases with varying angles between the angular velocity and gravity vectors, corresponding to locating the computational domain at different latitudes ranging from the pole to the equator of the star. We perform three-dimensional numerical simulations in the same parameter regimes for comparison. The free parameters appearing in the closure models are calibrated by two fitting methods using simulation data. Unique determination of the closure parameters is possible only in the non-rotating case or when the system is placed at the pole. In the other cases the fit procedures yield somewhat differing results. The quality of the closure is tested by substituting the resulting coefficients back into the closure model and comparing with the simulation results. To eliminate the possibilities that the results obtained depend on the aspect ratio of the simulation domain or suffer from too small Rayleigh numbers we performed runs varying these parameters. The simulation data for the Reynolds stress and heat fluxes broadly agree with previous compressible simulations. The closure works fairly well with slow and fast rotation but its quality degrades for intermediate rotation rates. We find that the closure parameters depend not only on rotation rate but also on latitude. The weak dependence on Rayleigh number and the aspect ratio of the domain indicates that our results are generally valid.

© 0000 WILEY-VCH Verlag GmbH & Co. KGaA, Weinheim

1 Introduction

Turbulent convection is responsible for the transport of angular momentum and heat in stellar convection zones, in particular in that of the Sun. In combination with global rotation, these turbulent flows lead to the generation of large-scale differential rotation and meridional circulation (e.g. Rüdiger 1989), which on the other hand, play key roles in sustaining the dynamo of the Sun (e.g. Krause & Rädler 1980; Rüdiger & Hollerbach 2004).

During the last decades, growing computational resources have allowed direct and large-eddy numerical simulations to reach a level of sophistication where many aspects of the solar differential rotation and dynamo can be captured self-consistently (see, e.g. Ghizaru et al. 2010; Käpylä et al. 2012; Miesch et al. 2006; Miesch & Toomre 2009; Warnecke et al. 2013). However, these simulations are still computationally very expensive and cannot be employed in performing comprehensive parameter surveys. Furthermore, even the currently highest resolution simulations are still far from real stars in parameter space (e.g. Käpylä 2011). An alternate way of dealing with the problem is to parametrize the small scales by turbulent transport coefficients and solve directly only for the large scales. This is often done by approximating higher-order correlations by lower order ones in so-called *closure* approaches. In general the pitfall lies in the

limited validity of the analytical approximations under which the results are derived. Hence finetuning of the model parameters is usually required.

There have been many different closure models proposed and used through the years in astrophysical convection studies (e.g. Canuto et al. 1996; Canuto 1997, 2011; Garaud et al. 2010; Xiong 1989). These models differ from each other by the approximations used (e.g. whether the fluid is considered incompressible, anelastic, or fully compressible), and for which terms and in what way closure approximations are invoked. For instance, the closure studied in this paper (Garaud et al. 2010), is based on deriving exact time evolution equations for second-order correlations and replacing the third-order ones occurring in those by relaxation terms with a variable relaxation time.

Another widely used model was introduced by Canuto et al. (1996), who started from the evolution equations derived by Yamaguchi (1963) for the spectra of the mean square velocity, mean square temperature perturbation and turbulent heat flux in the Boussinesq approximation. The nonlinear transfer terms corresponding to the triple correlation terms $\langle uuu \rangle$ and $\langle u\theta\theta \rangle$ (in symbolic notation) were then equated to the spectra of mean square vorticity and mean square temperature gradient, respectively, while the term of the type $\langle uu\theta \rangle$ was assumed to depend on the two other

ones. For the closure “parameters”, a k -dependent turbulent viscosity and heat conductivity were introduced. These turbulent diffusivities were considered to be related mutually by a single (constant) free parameter. Finally, the turbulent viscosity was set in relation to the mean square vorticity with a coefficient derived from the requirement that in the inertial range the resulting spectrum is to be of Kolmogorov type. In that way, the (normalized) turbulent heat flux, rms value of the velocity, turbulent pressure etc. can be determined explicitly after having chosen the free parameter.

A promising approach to the problem is to validate or calibrate the turbulent closure models by comparing their results with direct numerical simulations. However, fairly little has been done to accomplish this in the astrophysical context. This is especially true for closures dealing with turbulent convection (see, however, Garaud et al. 2010).

In this paper we build upon previous studies where simple analytical closure models were compared with simulations of forced or magnetorotationally excited turbulence in fully periodic systems (Käpylä & Brandenburg 2008; Liljeström et al. 2009; Snellman et al. 2009). Here we extend this work to turbulent convection in unstratified Rayleigh–Bénard setups, drawing insights especially from the results of Snellman et al. (2012a,b) (hereafter S12a and S12b) where closure parameters were extracted from forced turbulence simulations. Our aim is to compare three-dimensional direct numerical simulations (DNS) with the closure model for convection put forward by Garaud et al. (2010) (hereafter GOMS10). This closure is an extension of earlier work related to isothermal magnetohydrodynamic turbulence (Ogilvie 2003). The bulk of GOMS10 is devoted to the derivation and calibration of a closure model for a Boussinesq system. Results of DNS and experiments of bounded and hence inhomogeneous non-rotating Rayleigh–Bénard convection are referred to for the purpose of determining the free parameters of the model. They found that in the statistically stationary state, to a certain extent universal constants can be extracted which moreover coincide partly with those from a corresponding study of the very different situation of shear flows, see Garaud & Ogilvie (2005).

Similarly, an additional free parameter of the closure for *homogeneous* non-rotating Rayleigh–Bénard convection was estimated on the basis of DNS results where its universality turned out to be limited by the destabilization of the fluctuations in shallow computational domains. The predictions of the closure model for the same setup, but with rotation included, were set into relation of previous analytical results. However, no direct comparison with corresponding DNS results was performed, in particular, there was no independent calibration of the model parameters.

The emergence of coherent structures covering the whole vertical extent of the domain was quite generally pointed out to be limiting the validity of the essentially *local* closure. For the case of rotating homogeneous Rayleigh–Bénard convection a further limit was found in the independence of the

closure model on the rotation rate when gravitation and rotation are perfectly aligned.

Hence, the goal of the present paper is to scrutinize the potential of the GOMS10 closure model for rotating convection.

2 Models and methods

We consider a closure model for Boussinesq convection in infinitely extended space following Miller & Garaud (2007) and GOMS10.

2.1 The Boussinesq system

2.1.1 Basic equations

In general, the time evolution of the velocity and temperature fields is governed by the Navier-Stokes, continuity, and heat transfer equations

$$\rho \frac{D\mathbf{U}}{Dt} = -\nabla p + \rho(\mathbf{g} - 2\boldsymbol{\Omega} \times \mathbf{U} + \mathbf{f}_{\text{visc}}), \quad (1)$$

$$\frac{D \ln \rho}{Dt} = -\nabla \cdot \mathbf{U}, \quad (2)$$

$$\rho c_V \frac{DT}{Dt} = \nabla \cdot K \nabla T - p \nabla \cdot \mathbf{U} + 2\nu \rho \mathbf{S}^2, \quad (3)$$

where \mathbf{U} is the velocity, ρ is the density, and \mathbf{g} is the gravitational acceleration, which is assumed constant. \mathbf{f}_{visc} is the viscous force per mass, p is the pressure, T is the temperature, and c_V is the specific heat at constant volume, again assumed constant. K is the heat conductivity and $D/Dt = \partial/\partial t + \mathbf{U} \cdot \nabla$ denotes the advective derivative. The viscous force is given by

$$\mathbf{f}_{\text{visc}} = \nu \left(\nabla^2 \mathbf{U} + \frac{1}{3} \nabla \nabla \cdot \mathbf{U} + 2 \mathbf{S} \cdot \nabla \ln \rho \right), \quad (4)$$

with the kinematic viscosity ν , assumed constant. \mathbf{S} is the traceless rate of strain tensor, which can be written in component form as

$$S_{ij} = \frac{1}{2} (\partial_j U_i + \partial_i U_j) - \frac{1}{3} \delta_{ij} \partial_k U_k. \quad (5)$$

In the Boussinesq approximation, convection is understood as a perturbation to a stationary, purely conductive reference state with constant density ρ_0 which is hence governed by

$$0 = -\nabla p_0 + \rho_0 \mathbf{g}, \quad 0 = \chi \nabla^2 T_0 + q_0, \quad (6)$$

where the thermal diffusivity $\chi = K/\rho_0 c_V$ is assumed constant, and a stationary heat source q_0 can be included. In this paper, however, we rely on the simplest case with $q_0 = 0$ and a consequently uniform temperature gradient ∇T_0 enforced by appropriate boundary conditions. Denoting the deviations of density, pressure and temperature from their

reference values caused by convection by ρ' , p' , and Θ , respectively, that is, $\rho = \rho_0 + \rho'$, $p = p_0 + p'$ and $T = T_0 + \Theta$, we obtain from (1) and (6) for the momentum balance

$$\rho \frac{DU}{Dt} = -\nabla p' + \rho' \mathbf{g} - 2\rho \boldsymbol{\Omega} \times \mathbf{U} + \rho \mathbf{f}_{\text{visc}}. \quad (7)$$

According to the key idea of the Boussinesq approximation, the density deviation ρ' from its reference value ρ_0 is assumed to be negligible *except in the buoyancy force* $\rho \mathbf{g}$ (see, e.g., Chandrasekhar 1961). Density and temperature perturbations are interconnected by

$$\frac{\rho'}{\rho_0} = -\alpha(T - T_0) = -\alpha\Theta, \quad (8)$$

where α is the coefficient of thermal volume expansion. Finally, the equations of the Boussinesq approximation read

$$\frac{DU}{Dt} = -\nabla \Psi - \alpha \Theta \mathbf{g} - 2\boldsymbol{\Omega} \times \mathbf{U} + \nu \nabla^2 \mathbf{U}, \quad \nabla \cdot \mathbf{U} = 0, \quad (9)$$

$$\frac{D\Theta}{Dt} = \chi \nabla^2 \Theta - \mathbf{U} \cdot \nabla T_0. \quad (10)$$

Here, the reduced pressure $\Psi = p'/\rho_0$ was introduced and the viscous force was simplified for the now incompressible flow.

As first pointed out by Spiegel & Veronis (1960) this reasoning has to be modified when being applied to gases rather than (practically incompressible) liquids: While $\nabla \cdot \mathbf{U} = 0$ is retained for the continuity equation and the viscous force, the compression work $-p\nabla \cdot \mathbf{U}$ must not simply be omitted in (10). Instead, it gives rise to a twofold correction: For an ideal gas, χ has to be redefined by employing c_p instead of c_V and the background temperature gradient has to be replaced by the difference $\nabla T_0 - \mathbf{g}/c_p$ with the adiabatic temperature gradient \mathbf{g}/c_p . Thus we have

$$\frac{D\Theta}{Dt} = \chi \nabla^2 \Theta - \mathbf{U} \cdot \left(\nabla T_0 - \frac{\mathbf{g}}{c_p} \right), \quad (11)$$

with χ being now defined as $\chi = K/\rho_0 c_p$.

Contributions to the heat budget from viscous heating are omitted in (10), but can easily be taken in to account by restoring the term $2\nu \mathbf{S}^2/c_V$. However, in order to guarantee energy conservation, expansion work has then also to be included in the form of a cooling term $\alpha \Theta \mathbf{g} \cdot \mathbf{U}$.

2.1.2 Domain, boundary conditions, control parameters

For the computational domain we consider a rectangular box thought of being cut out at a varying latitude from the convection zone of a rotating star. We choose Cartesian coordinates (x, y, z) such that their directions locally correspond to those of the global spherical coordinates (ϑ, ϕ, r) having their axis $\vartheta = 0$ aligned with the angular velocity vector $\boldsymbol{\Omega}$. In the local Cartesian coordinates, the latter then reads

$$\boldsymbol{\Omega} = \Omega_0 (-\sin \vartheta, 0, \cos \vartheta)^T, \quad (12)$$

where ϑ is the colatitude. Gravity \mathbf{g} is always taken to be radial, that is, to coincide with the local z direction. We place the box at seven different positions defined by varying ϑ in equidistant steps of 15 degrees from 0° (pole) to 90° (equator). For the dimensions of the box, L_x, L_y, L_z , we set $L_x = L_y$ while L_z may be varied, see Section 3.2.4. For all quantities, periodic boundary conditions in all directions are employed throughout the paper. If now the reference temperature gradient ∇T_0 is assumed constant over the box, that is, in the infinite space, this choice implies that the turbulence is *homogeneous* (but still anisotropic because vertical gravity introduces a preferred direction). Hence this setup is labelled as *homogeneous Rayleigh-Bénard convection*. We note that this type of system is not realizable in nature due to the periodic boundaries as discussed in Calzavarini et al. (2006). However, due to its simplicity this setup is particularly useful in testing closure models.

The system (9), (11) is governed by the following three dimensionless parameters: The magnitude of the temperature gradient (and eventually the vigour of the convection) is quantified by the Rayleigh number

$$\text{Ra} = \frac{\alpha g d^3 (\Delta T_0 - g d / c_p)}{\nu \chi}, \quad (13)$$

where $g = g_z$ and $d = L_z$ is the vertical extent of the domain. In general, ΔT_0 is the reference temperature difference between its top and bottom. For the homogeneous case considered here, the definition (13) has to be modified properly employing the constant effective (= prescribed minus adiabatic) background temperature gradient $G_0 = \nabla_z T_0 - g/c_p$, that is

$$\text{Ra} = \frac{\alpha g d^4 G_0}{\nu \chi}. \quad (14)$$

The ratio of viscosity and thermal diffusivity is given by the Prandtl number

$$\text{Pr} = \frac{\nu}{\chi}, \quad (15)$$

and finally the rotation rate is measured by the Taylor number

$$\text{Ta} = \frac{4\Omega^2 d^4}{\nu^2}. \quad (16)$$

Another way to express the strengths of rotation and viscous effects, but in the form of diagnostics rather than of control parameters, is provided by the Coriolis and Reynolds numbers, respectively,

$$\text{Co} = \frac{2\Omega_0}{U_{\text{rms}} k_f}, \quad \text{Re} = \frac{U_{\text{rms}}}{\nu k_f}, \quad (17)$$

where $k_f = 2\pi/d$ is the wave number corresponding to the vertical extent d and $U_{\text{rms}} = (\int_V U^2 dV / V)^{1/2}$ is the root mean square velocity with the volume of the domain V . The efficiency of the convective heat transfer is measured by the Nusselt number estimating the ratio of the total to the conductive heat flux

$$\text{Nu} = \frac{\langle U_z \Theta \rangle}{\chi G_0} + 1, \quad (18)$$

where the angle brackets denote volume averaging.

2.1.3 Closure model

In this section we present the homogenous version of the GOMS10 model. The details of the more general inhomogeneous model can be found in Appendix A. First we specify the averaging procedure by which the mean quantities are defined. Given the homogeneity of our model, volume averages are applied to the numerical results throughout this paper. Hence, the mean of a quantity f , indicated by an overbar, is given by $\bar{f} = \int_{L_z} \int_{L_y} \int_{L_x} f(x, y, z) dx dy dz / L_x L_y L_z$. This procedure satisfies all the Reynolds averaging rules. Denoting fluctuating quantities with lowercase letters, we have $U = \bar{U} + u$, $\Theta = \bar{\Theta} + \theta$ etc. When assuming $\Omega_y = 0$, and the temperature gradient is defined to be a constant vector parallel to gravity $\mathbf{g} = g\mathbf{e}_z$, hence $\nabla T_0 - \mathbf{g}/c_p = G_0\mathbf{e}_z$, the equations for the mean velocity and temperature resulting from (9), (11) read

$$\begin{aligned} \dot{\bar{U}}_x &= 2\Omega_z \bar{U}_y, & \dot{\bar{U}}_y &= -2\Omega_z \bar{U}_x + 2\Omega_x \bar{U}_z, \\ \dot{\bar{U}}_z &= -\alpha \bar{\Theta} g - 2\Omega_x \bar{U}_y, & \dot{\bar{\Theta}} &= -\bar{U}_z G_0, \end{aligned} \quad (19)$$

cf. also (A12), (A13). As a consequence of the chosen average, spatial derivatives vanish and the continuity equation is satisfied automatically. The system (19) does not invoke the Reynolds stress tensor $\mathcal{R}_{ij} = \overline{u_i u_j}$, the turbulent heat flux, $\mathcal{F}_i = \overline{\theta u_i}$ or the temperature variance $\mathcal{Q} = \overline{\theta^2}$ and is therefore closed. As it is homogeneous, its solutions vanish if the initial conditions do so, but as it possesses unstable solutions, it is necessary to suppress them explicitly in the DNS.

Evolution equations for the Reynolds stress and turbulent heat flux can be derived from the equations for the fluctuating quantities \mathbf{u} and θ , see Appendices A and B. In doing so one comes inevitably across higher-order correlations of \mathbf{u} and θ . The essential step of the closure procedure as proposed in GOMS10 consists then in replacing these correlations by aggregates of second-order correlations, more specifically, of the quantities \mathcal{R}_{ij} and \mathcal{F}_i themselves. In an analogous way, some second-order correlations which cannot directly be expressed by the components of $\mathcal{R} = \{\mathcal{R}_{ij}\}$ and $\mathcal{F} = \{\mathcal{F}_i\}$ are modelled. In order to obtain a closed system, an additional equation for \mathcal{Q} is needed which can be derived using Eq. (11) and which is also subjected to the closure procedure. The details can again be found in Appendix A. Finally, the closed set of equations reads

$$\begin{aligned} \dot{\mathcal{R}}_{ij} + \alpha(\mathcal{F}_i g_j + \mathcal{F}_j g_i) + 2\Omega_l(\varepsilon_{ilk}\mathcal{R}_{jk} + \varepsilon_{jlk}\mathcal{R}_{ik}) & \quad (20) \\ = - \left(\frac{C_1 + C_2}{L} \mathcal{R}^{1/2} + \nu \frac{C_\nu}{L^2} \right) \mathcal{R}_{ij} + \frac{C_2}{3L} \mathcal{R}^{3/2} \delta_{ij}, \end{aligned}$$

$$\begin{aligned} \dot{\mathcal{F}}_i + \mathcal{R}_{iz} G_0 + \alpha \mathcal{Q} g_i + 2\varepsilon_{ijk} \Omega_j \mathcal{F}_k & \quad (21) \\ = - \left(\frac{C_6}{L} \mathcal{R}^{1/2} + \frac{1}{2}(\nu + \chi) \frac{C_{\nu\chi}}{L^2} \right) \mathcal{F}_i, \end{aligned}$$

$$\dot{\mathcal{Q}} + 2\mathcal{F}_z G_0 = - \left(\frac{C_7}{L} \mathcal{R}^{1/2} + \chi \frac{C_\chi}{L^2} \right) \mathcal{Q}, \quad (22)$$

where $\mathcal{R} = \mathcal{R}_{xx} + \mathcal{R}_{yy} + \mathcal{R}_{zz}$ is the trace of \mathcal{R} , $C_{1,2,6,7,\nu,\nu\chi,\chi}$ are the model parameters and L is a characteristic length scale. Note that this system does not invoke \bar{U} or $\bar{\Theta}$ so their potentially unstable behavior is irrelevant here. In GOMS10 the model parameters were assumed to be universal constants and L was taken to be proportional to the shortest length scale of the simulation box, $L = \min(L_x, L_y, L_z)$.

Apart from the isotropic tensor δ_{ij} , the closure terms in (20) contain only the tensor \mathcal{R} and thus do not explicitly reflect anisotropies which could be induced by \mathcal{F} , or by preferred directions present already in the setup like Ω and \mathbf{g} . The same holds *mutatis mutandis* for the closure terms in (21). A complete formulation would need to be built up from quite a number of tensorial building blocks, each accompanied with a coefficient. Possible terms up to second order in the unit vectors $\hat{\Omega} = \Omega/\Omega$, $\hat{\mathbf{g}} = \mathbf{g}/g$, obeying the constraint that no other pseudoscalar than $\cos\vartheta = \hat{\mathbf{g}} \cdot \hat{\Omega}$ is available, further without cross-influences of mean quantities, i.e., without using \mathcal{F} in the closure for \mathcal{R} and vice versa, are the following for $\dot{\mathcal{R}}_{ij}$:

$$\begin{aligned} \hat{g}_i \hat{g}_j, \hat{\Omega}_i \hat{\Omega}_j & \quad \text{with coefficients} \sim \mathcal{R}^{3/2}/L \\ (\mathcal{R}_{il} \hat{g}_j + \mathcal{R}_{jl} \hat{g}_i) \hat{g}_l, (\mathcal{R}_{il} \hat{\Omega}_j + \mathcal{R}_{jl} \hat{\Omega}_i) \hat{\Omega}_l, & \quad (23) \\ (\mathcal{R}_{il} \varepsilon_{lkj} + \mathcal{R}_{jl} \varepsilon_{lki}) \hat{\Omega}_k & \quad \text{with coefficients} \sim \mathcal{R}^{1/2}/L \end{aligned}$$

and for $\dot{\mathcal{F}}_i$:

$$\begin{aligned} \hat{g}_i, \varepsilon_{ikl} \hat{g}_k \hat{\Omega}_l & \quad \text{with coefficients} \sim \mathcal{R}^{1/2} \mathcal{F}/L \\ \hat{g}_j \mathcal{F}_j \hat{g}_i, \hat{\Omega}_j \mathcal{F}_j \hat{\Omega}_i, & \quad (24) \\ \varepsilon_{ijk} \hat{\Omega}_j \mathcal{F}_k & \quad \text{with coefficients} \sim \mathcal{R}^{1/2}/L. \end{aligned}$$

At the pole (where $\Omega \parallel \mathbf{g}$) a stationary solution of (20)–(22) is given in (B6)–(B9) where only the four quantities $\mathcal{R}_{xx} = \mathcal{R}_{yy}$, \mathcal{R}_{zz} , \mathcal{F}_z and \mathcal{Q} are different from zero. This solution agrees qualitatively with corresponding DNS results (see Sec. 3.1). Note that a closure, *extended* by the terms listed in (23), (24), would still allow for such a solution. Several of the terms listed in (23), (24) vanish at the pole and for all the remaining ones there are structurally identical terms within the original closure. Consequently, the coefficients of these additional terms, can all be absorbed in the $\{C_i\}$.

Already in GOMS10, the original closure (20)–(22) was found to miss the reduction of the convective heat flux in the presence of rotation at the pole. This is an inevitable consequence of the assumption of universal closure parameters, as at this location rotation is not showing up explicitly in the closure equations. Hence some modification of the model is clearly necessary. In Miller & Garaud (2007) a corresponding attempt was undertaken by assuming the length scale L of the model to be dependent on the wavelength of the most unstable convective eigenmode λ , which in turn depends on rotation rate, thus making L also a function of rotation rate, or $L = L(\text{Ta})$. Since all model coefficients C_* appear in ratios C_*/L , a Ta dependence in L can always be transferred to the C_* . In Miller & Garaud (2007) only one of the possibilities for $L(\text{Ta})$ was considered, namely a mean of λ and the distance d to the closest boundary, $L = (1/d^2 + 2/\lambda^2)$.

In this paper we adopt the view that all closure parameters must in general depend on all control parameters of the setup, namely Ta , ϑ , Ra and Pr . This is a natural lesson from mean field theory where coefficients, parameterizing the turbulence, say, in the Reynolds stress, are obtained from (approximate) solutions for the fluctuating parts of the system quantities, that is in our context, u and θ . Their governing equations contain the control parameters as coefficients, hence the fluctuating parts are in general dependent on them and thus also the mean-field coefficients, see (Krause & Rädler 1980; Moffatt 1978; Rüdiger 1989). As there is hardly a fundamental difference between mean-field coefficients and closure parameters, the latter can neither be universal constants.

As a first step we retain the original structure of the closure (20)–(22), but allow its coefficients C_* to vary with the control parameters, calling this model “minimally extended GOMS10 closure”. We will in particular attempt to systematically identify the Taylor number and latitude dependence of the C_* and, to a lesser extent, also their dependence on Ra . As a way of extending the original GOMS10 closure to the rotating case, this seems to be most straightforward and rather easy to study, and also less restrictive than the approach of Miller & Garaud (2007).

The onset of convection and its saturated stage as functions of rotation rate were studied by these authors, but they did not directly relate mean quantities like \mathcal{R} from DNS to the corresponding ones from the closure model. Our approach is here, in contrast, to derive the supposed control parameter dependences of the closure parameters referring directly to DNS results.

2.2 DNS setups

For the DNS a local Cartesian volume of size $L_x \times L_y \times L_z$ is used with $L_x = L_y$ and aspect ratio $\Gamma = L_z/L_x = 1, 4$ with fully periodic boundary conditions and a uniform background temperature gradient as described in Sec. 2.1. Grid sizes ranging from 64^3 and 512^3 are used, with the latter corresponding to runs with the highest Rayleigh numbers.

The numerical simulations were performed with the **PENCIL CODE**¹, which uses sixth-order accurate finite differences in space, and a third-order accurate time-stepping scheme, see Brandenburg (2003); Brandenburg & Dobler (2002). Originally designed for (weakly) compressible hydrodynamics, it has recently been supplemented by a module implementing the Boussinesq approximation, following a method presented in Bell & Marcus (1992). In all cases the time integration was advanced until a statistically stationary state was reached. Typically this means at least a few hundred convective turnover times. In addition to the volume averages, time averages over this state are taken because the spatial averages still show strong fluctuations. Errors are estimated by dividing the time series into three equally long parts and computing mean values for each part individually.

¹ <http://code.google.com/p/pencil-code/>

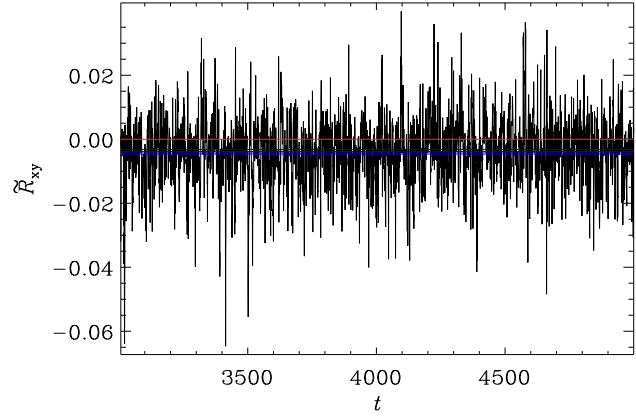


Fig. 2: Time series of R_{xy} from Run B4. The blue solid lines show the average and the error estimates whereas the red solid line denotes the zero level.

The largest departure from the mean value computed for the whole time series is taken to represent the error. A representative example is shown in Figure 2.

3 Results

3.1 DNS Runs

The DNS runs are summarised in Table 1, for more details see Table B1 in the Online Material. In each of the sets A–G the latitude was kept fixed, but the rotation rate was varied. Z denotes the non-rotating run. The ranges for the Reynolds, Rayleigh, and Coriolis numbers as well as the rms velocity U_{rms} probed by DNS are also listed.

In the DNS runs we had to deal with a numerical stability problem in the transition from the kinematic, exponentially growing, stage to the stationary stage if the Taylor number was too small. To circumvent this we started the runs with high ($\approx 10^7$) values of Ta which allowed a statistically stationary state to be established. Then we gradually lowered Ta until the desired parameter range had been reached. Eventually we were able to successfully perform non-rotating runs using this method. A snapshot of the vertical velocity in this Run Z is pictured in Fig. 1. In the time series of the statistically stationary state, we observe large fluctuations and intermittent exponential growth, most likely as a manifestation of the so-called “elevator modes”, described in Calzavarini et al. (2006) and being exponentially growing solutions of the *nonlinear* Boussinesq system (9), (11). For a box aspect ratio of unity they are known to be only weakly damped. In our setup, these modes exist uninfluenced by rotation at any latitude in the form When admitting a horizontal velocity component, another type of exponentially growing solutions of the nonlinear equations is possible at the equator, having the form $[0, U_y(x), U_z(x)] \sim \exp(\lambda t + ik_x x)$. The critical Rayleigh number is then given by $(dk_x)^4 + Ta$. In any case the elevator modes should be affected by rotation, insofar as the secondary instabilities

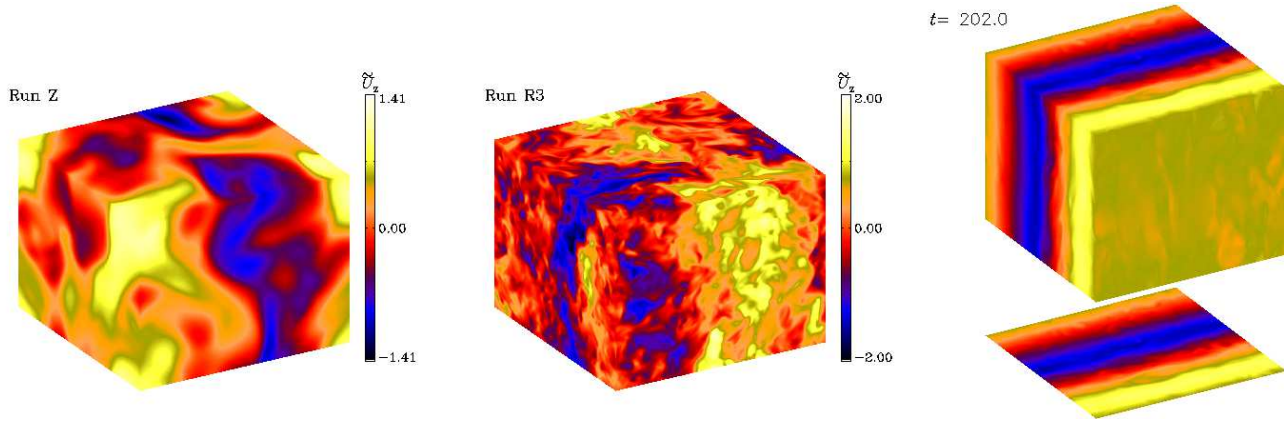


Fig. 1: Velocity component U_z in units of $d(\alpha g G_0)^{1/2}$ from non-rotating DNS runs Z (left) and R3 (center) with $Ra = 3 \cdot 10^5$ and $Ra = 2.5 \cdot 10^7$, respectively. The figure on the right is from an experimental Run with very high rotation rate ($Ta = 10^{10}$) at $\vartheta = 75^\circ$.

which are responsible for their ultimate saturation will also certainly be modified by the Coriolis force.

The qualitative behaviour of the elevator modes can be demonstrated by the rightmost panel of Fig. 1 which shows a rapidly rotating ($Ta = 10^{10}$) Run at $\vartheta = 75^\circ$. The depicted large-scale flow pattern appears and disappears regularly in our numerical simulations, coinciding with the large fluctuations mentioned above. Curiously enough, this pattern manifests itself ever more clearly when rotation rate is increased: At the lowest rotation rates, it is only seen blurred by the usual small fluctuations of the system, while in the intermediate rotation rates its periodical appearance and re-configuration blots the timeseries with periods of exponential growth and decay. At very high rotation rates the stripe feature becomes permanent, accompanied by very high values for velocity components and every other quantity measured from the Run. This is why some runs in the rapid rotation regime needed to be omitted, i.e. the flow pattern was completely dominated by the elevator modes and no turbulence was present, see Table B1 for the details.

The DNS were further complicated by convergence issues. Increasing only the spatial resolution had only a minor effect in the results even at largest values of Ta . However, reducing time step δt affected the results more dramatically requiring many of the simulations to run for far longer than initially expected. This problem became more pronounced in the rapid rotation regime. We obtained converged results by halving the time step until the results from the two shortest δt agreed within ten per cent.

The DNS results are qualitatively compatible with the specific solution (B6)–(B9) at the pole for all rotation rates considered insofar to good accuracy $\mathcal{R}_{xy,xz,yz}, \mathcal{F}_{x,y} = 0$, see Table B1 in the Online Material.

3.2 Calibration of the closure model

In this section we assume at first that the diffusive coefficients $C_{\nu,\nu\chi,\chi}$ vanish. However, they can be thought to be

Table 1: Summary of the DNS runs at different colatitudes ϑ . $Pr = 1$ for sets R and R', and $Pr = 0.6$ for all other sets. $Ta = 4 \cdot 10^4 \dots 1.3 \cdot 10^7$ in sets A through G, $Ta = 0$ for sets Z and R, and $Ta = 10^6$ for R'.

Set	ϑ	$Ra/10^5$	Re	Co	$U_{rms}/d\sqrt{\alpha g G_0}$
Z	—	3	91	0	0.57
A	0°	3	91 – 127	0.06 – 0.87	0.57 – 0.80
B	15°	3	81 – 91	0.06 – 1.09	0.51 – 0.57
C	30°	3	70 – 89	0.06 – 1.07	0.44 – 0.56
D	45°	3	62 – 91	0.06 – 1.39	0.39 – 0.57
E	60°	3	57 – 96	0.06 – 0.95	0.36 – 0.61
F	75°	3	54 – 89	0.06 – 1.02	0.34 – 0.54
G	90°	3	48 – 85	0.06 – 1.22	0.30 – 0.54
R	—	2.5 – 2000	68 – 2358	0	0.80 – 1.04
R'	0°	10 – 250	128 – 764	0.03 – 0.2	0.81 – 0.96

subsumed by the coefficients $C_{1,6,7}$, see Eq. (32), and we will make an effort to disentangle them in Sec. 3.2.5 in the context of Rayleigh number dependence.

Stationary solutions of the closure model Eqs. (B1) result for given $\{C_i\}$ from the corresponding nonlinear *algebraic* system of equations. This opens up systematic ways of calibrating the parameters and of studying thereby the performance of the “minimally extended GOMS10” model. Two such methods are described here.

3.2.1 Least squares fit

One can ask, whether any set of closure parameters $C_{1,2,6,7}$ could be found so that the stationary results from the closure model reproduce exactly the results from a statistically stationary stage of a corresponding DNS run. A straightforward way to check this is to insert the parameters $(\alpha g, \Omega_0,$

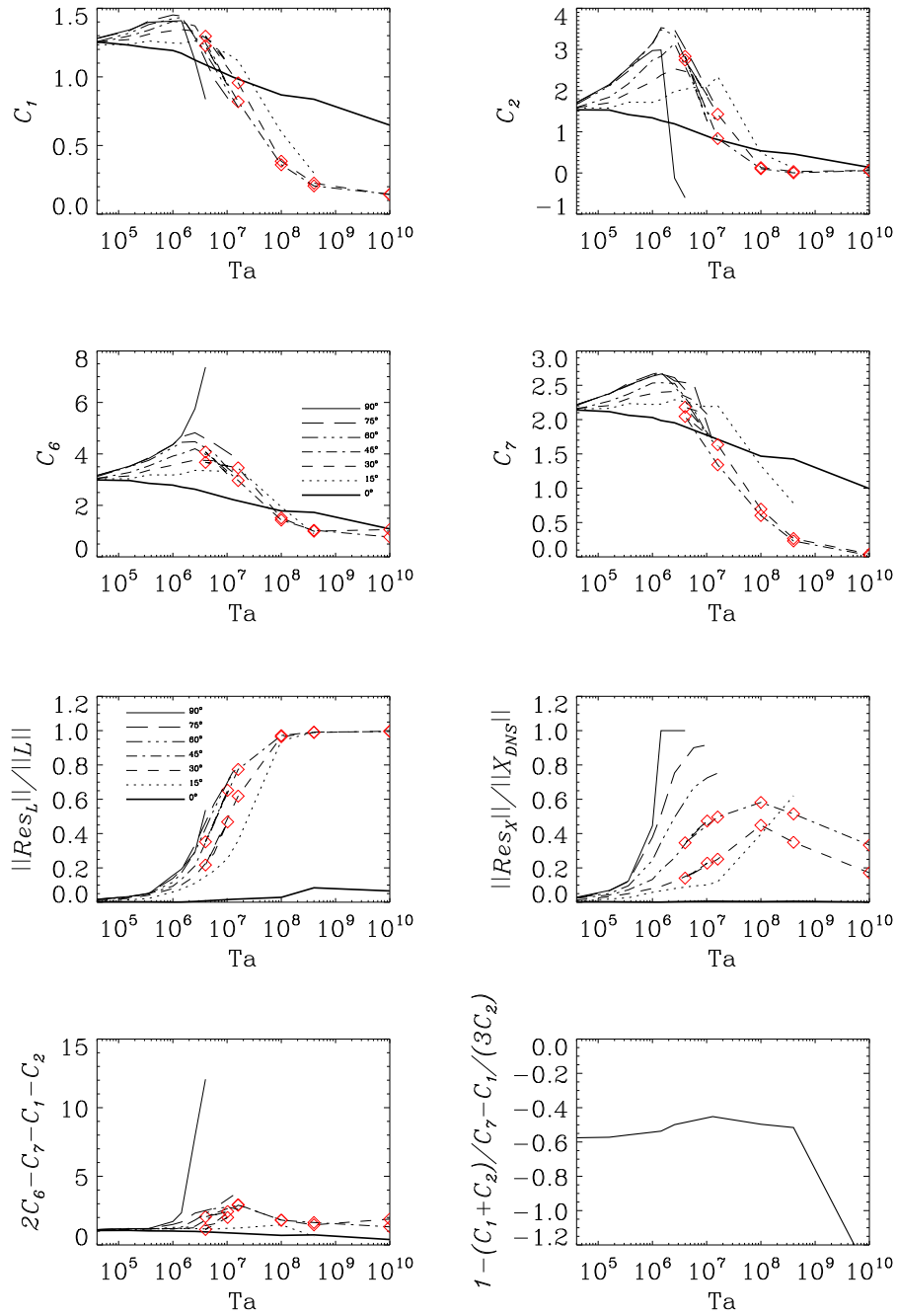


Fig. 3: Closure parameters from the least-squares approach. Upper four panels: $\{C_i\}$ as functions of Ta ; Third row of panels: normalized residuals (26) and (27). Lowest two panels: values of the constraint (28) and left-hand side of stability constraint (29) (for $\vartheta = 0$ only). Symbols: data points for viscous heating included.

G_0) used in the DNS together with their (temporally averaged) results for \mathcal{R} , \mathcal{F} and \mathcal{Q} into the time-independent version of the system (B1). Treating the $\{C_i\}$ as unknown variables, a generally overdetermined system of linear equations for them (ten equations vs. four variables) of the form

$$Nc = L \quad (25)$$

is obtained where $c = (C_1, C_2, C_6, C_7)$. The matrix N is derived from the closure terms and the vector L contains all remaining terms, such as the Coriolis and buoyancy terms, see Eqs. (B1). Because of the overdetermination one can in general not expect to find any set of coefficients $\{C_i\}$ with which the closure reproduces all the modeled quantities perfectly. At the pole, however, there are

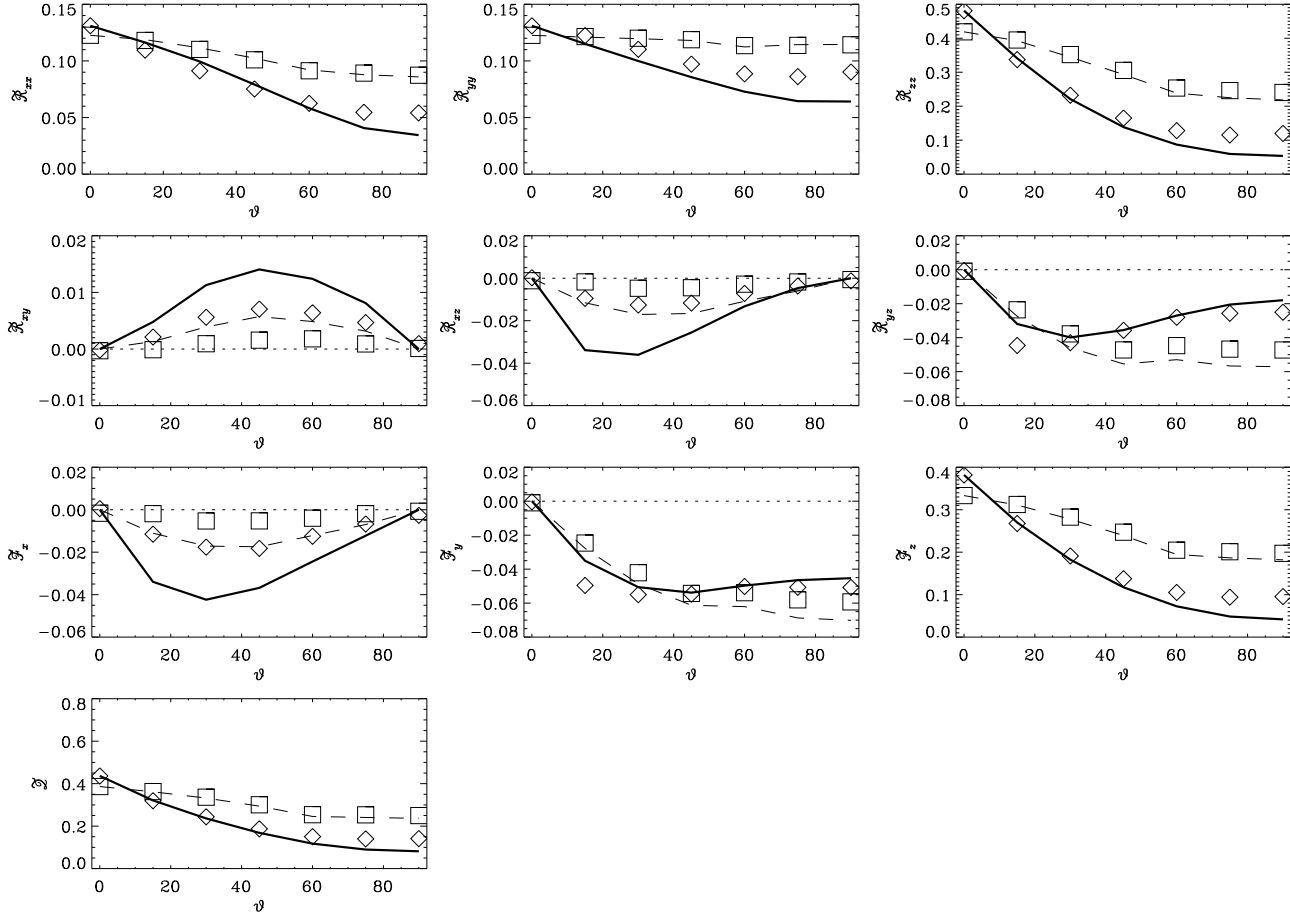


Fig. 4: Results of the closure model (lines) for the quantities \mathcal{R} , \mathcal{F} and \mathcal{Q} with coefficients $\{C_i\}$ from the least squares fit compared with the corresponding DNS results (symbols). Reynolds stress, heat flux and temperature variance are normalized by U_0^2 , dU_0G_0 and $(dG_0)^2$, respectively, with $U_0 = d(\alpha g G_0)^{1/2}$. Note that the $\{C_i\}$ depend on rotation rate Ω_0 and colatitude ϑ , see Fig. 3. Dotted lines/squares: slow rotation (Runs A2–G2 with $Ta = 1.6 \cdot 10^5$), solid lines/diamonds: faster rotation (Runs A4–G4 with $Ta = 10^6$). The error bars associated with the DNS runs are not plotted since their size is, at most of the same order of magnitude as that of the symbols.

only four linearly independent equations in the system (25), making it unambiguously solvable. The solution is given explicitly in Appendix B. At all other latitudes this system can be solved only approximately using the standard linear least squares method, that is, solving the regular system $\mathbf{N}^T \mathbf{N} \mathbf{c} = \mathbf{N}^T \mathbf{L}$, where the superscript “T” denotes transposition. The results for \mathbf{c} are shown in Fig. 3 as functions of the Taylor number and colatitude. As a test of the consistency of the Eq. (25) we calculated the residual norm

$$\text{Res}_L = \|\mathbf{N} \mathbf{c}_{ls} - \mathbf{L}\|, \quad (26)$$

where the subscript “ls” refers to the least-squares solution and $\|\cdot\|$ denotes the Euclidian norm, see Fig. 3. The quality of the obtained solution can also be measured by calculating the difference in the stationary solutions for $\mathbf{X} = (\mathcal{R}_{xx}, \dots, \mathcal{R}_{zz}, \mathcal{F}_x, \mathcal{F}_y, \mathcal{F}_z, \mathcal{Q})$ from the closure model (B1) with $\mathbf{c} = \mathbf{c}_{ls}$ and from the corresponding temporally averaged results of the DNS run, that is, by calculating the resid-

ual

$$\text{Res}_{\mathbf{X}} = \|\mathbf{X}_{\text{closure}} - \mathbf{X}_{\text{DNS}}\|. \quad (27)$$

This quantity is also shown in Fig. 3 together with the left hand sides of the realizability condition

$$2C_6 - C_7 - C_1 - C_2 \geq 0 \quad (28)$$

given in GOMS10 and the stability condition

$$1 - \frac{C_1 + C_2}{C_7} - \frac{C_2}{3C_1} < 0 \quad (29)$$

for the pole as derived in the Appendix B. The solutions $\mathbf{X}_{\text{closure}}$ and \mathbf{X}_{DNS} are directly compared in Fig. 4.

From Fig. 3 one can see that the derived model coefficients change with colatitude and Taylor number, with following patterns: at the pole they fall with growing Ta , but not so for any other colatitude. Instead, they first grow with Ta and plateau or fall for $Ta > 10^6$. Both the growth and the fall become steeper with growing colatitude, and all the

curves converge as Ta approaches zero. Although the least squares method has no built-in way of adhering to the conditions (28) and (29), we see that these are fulfilled nevertheless.

Using the (exact) results for the non-rotating run Z we computed the different ratios of the coefficients $\{C_i\}$ and compared them to the corresponding ratios from GOMS10, S12a, and S12b in Table 2. Also listed in the Table are the ratios resulting from the non-rotating higher Rayleigh number runs that will be discussed in Sec. 3.2.5. These ratios are important because any difference in the non-rotating case in the results for $\{C_i\}$ could be due to a badly chosen lengthscale L , which is canceled by the ratios. In any case, we see that our values are at odds with those of GOMS10. As for the residuals, they unsurprisingly vanish (as long as $Ta \approx 2 \cdot 10^6$) at the pole, otherwise rise with Taylor number while the colatitude has only a small effect on the residual (26), but a stronger one on (27). The reason why the residuals do not vanish as expected at the pole for high Taylor numbers turns out to be the small deviations of the DNS data from what is theoretically expected from the system. For example, the off-diagonal Reynolds stresses $\mathcal{R}_{xy,xz,yz}$ and the temperature fluxes $\mathcal{F}_{x,y}$ are not exactly zero as expected. This is due to the fact that very long time integrations are needed for the time-averaged quantities to converge for highly fluctuating quantities. The effect of this discrepancy, however, is minor when compared to the effect of having \mathcal{R}_{xx} and \mathcal{R}_{yy} diverge. On grounds of symmetry, \mathcal{R}_{xx} and \mathcal{R}_{yy} should be equal at the pole, but as can be seen in Table B1, the DNS results for them are somewhat different in the pole at high rotation rates. This is due to the same reason as for the off-diagonal stresses and horizontal heat fluxes. The least squares method can only produce perfect match with the DNS if the amount of linearly independent closure equations equals the number of model parameters, and both of the aforementioned deviations disturb this equivalence, something to which the least squares method seems to be sensitive. At the equator the residual Res_X settles at unity for $Ta \gtrsim 5 \cdot 10^7$. This is because the analytical results from the closure become very small for all the modeled quantities indicating that the obtained $\{C_i\}$ do not allow for any other than the trivial solution of (B1).

The DNS results \mathbf{X}_{DNS} for a slow and a rapid rotation case are compared with the corresponding closure results obtained with the derived model coefficients in Fig. 4. At slow rotation the DNS and the closure results are visibly closer to each other than at rapid rotation. Further, the fit for small quantities like $\mathcal{R}_{xy,xz,yz}$ or $\mathcal{F}_{x,y}$ is significantly worse than for the large ones, like \mathcal{R}_{zz} , \mathcal{F}_z or \mathcal{Q} .

3.2.2 Optimization approach

The least squares approach clearly shows that the stationary closure equations become increasingly inconsistent with the DNS away from the pole as the rotation rate is increased. However, as a method of calculating the $\{C_i\}$, it is inflexible: the matrix \mathbf{N} and vector \mathbf{L} are determined by the DNS-

Table 2: Ratios of the coefficients $\{C_i\}$ obtained from the non-rotating runs with different Rayleigh numbers compared to GOMS10 (G) and S12a,b.

Run	$Ra/10^6$	C_1/C_2	C_1/C_6	C_1/C_7	C_2/C_6	C_2/C_7	C_6/C_7
Z	0.30	0.81	0.42	0.58	0.51	0.72	1.40
R1	0.25	0.92	0.45	0.68	0.49	0.73	1.50
R2	1	0.73	0.39	0.64	0.53	0.87	1.65
R3	4	0.68	0.35	0.59	0.51	0.87	1.69
R4	10	0.80	0.36	0.58	0.46	0.73	1.60
R5	25	0.83	0.36	0.57	0.44	0.68	1.56
R6	200	0.90	0.37	0.55	0.41	0.60	1.47
S12a	—	≈ 0.4	—	—	—	—	—
S12b	—	—	—	—	—	—	≈ 2.1
G	50	0.66	0.29	0.29	0.43	0.43	1.00

results inserted into them, and the method effectively minimizes Res_L rather than Res_X . In order to determine the model coefficients while improving the agreement between the closure and the DNS results, we formulate the following optimization problem: minimize the *objective function*

$$(\mathbf{X}_{\text{closure}} - \mathbf{X}_{\text{DNS}})^2 = \text{Res}_X^2 \quad (30)$$

obeying the constraints $C_{1,2,6,7} > 0$ and (28). The problem was tackled by the Generalized Reduced Gradient Method (Lasdon et al. 1978) as implemented by the IDL routine CON-STRAINED_MIN with the nonlinear system from Eqs. (B1) being solved by Newton iteration (IDL routine NEWTON). The optimum results are shown in Fig. 5 where the upper four panels refer to the $\{C_i\}$ while the lower left panel gives the normalized objective function

$$(\mathbf{X}_{\text{closure}} - \mathbf{X}_{\text{DNS}})^2 / \mathbf{X}_{\text{DNS}}^2 \quad (31)$$

and the lower right one shows the value of the quantity $2C_6 - C_7 - C_1 - C_2$ from the constraint (28). Along with the dependence on Ta , there is again in general a separate one on ϑ . At the pole ($\vartheta = 0$) the objective function assumes exceptionally low values (not shown). This is a consequence of the already mentioned degeneration which allows to determine the $\{C_i\}$ uniquely from the \mathbf{X}_{DNS} . Hence the objective function actually vanishes and the observed values are completely due to the iterative nature of the solution and roundoff errors. Apart from the pole, the quality of the optimum is in general decreasing with growing Ta , yet having only a weak dependence on colatitude. It can be considered good up to $Ta =$ a few times 10^6 or $\vartheta \leq 15^\circ$ and again for $Ta \gtrsim 10^9$. For $10^6 \leq Ta \leq 1.6 \cdot 10^7$ and Ta dependent ϑ intervals between 45° and 75° , the constraint (28) becomes “active” in the sense that the optimum lies then on the margin of the admissible domain, that is, $2C_6 - C_1 - C_2 - C_7 = 0$ (red curve sections in Fig. 5). For $Ta \approx 10^8 \dots 10^9$, C_1 and C_7 show in general a

monotonously falling dependence on Ta which is weak as long as $Ta \lesssim 10^6$. The dependences resemble Lorentzians at least for $Ta \lesssim 10^7$ and $\vartheta \geq 45^\circ$. In these ranges we find also a weak dependence on ϑ . Beyond $Ta \approx 10^8 \dots 10^9$ the two coefficients start to grow again at lower latitudes. In contrast, C_2 and C_6 are falling monotonously with Ta only at the pole. At larger ϑ the Ta dependences show maxima in the interval $10^6 < Ta < 10^7$ (with some exceptions with saturating behavior). In all, the behavior of the latter two coefficients seems less systematic than that of C_1 and C_7 .

By comparing the normalized objective function (NOF) in Fig. 5) and the (square of the) residual Res_X in Fig. 3 one sees that although they depict the same deviation, NOF does not become as great as Res_X for larger Taylor numbers. This means that the optimization procedure succeeds in finding closure parameters with better matching results for X , as intended.

Given that, apart from the constraint (28), also the stability properties of the closure model should not differ from that of the DNS, we enhanced the optimization problem by the constraint that for the optimum fit the stationary solution corresponding to it should be stable. For that, we linearized the system (B1) about the state X_{closure} , obtaining a system of the form $\partial_t(\delta X) = A \cdot \delta X$ for the perturbations δX , and required that the maximum of the real parts of the eigenvalues of A is negative. To avoid influences of numerical noise we set their upper bound to a small negative value instead of zero. The matrix eigenvalue problem was solved by means of the IDL routines LA_ELMHES and LA_HQR. It turned out that the additional constraint is never active, that is, that stability is already granted if (28) is obeyed.

In Fig. 6 the DNS and closure model results as functions of the colatitude are given for the same two Taylor numbers as in Fig. 4. Obviously, the dominant variables \mathcal{R}_{zz} and Q are very well fitted whereas \mathcal{F}_z is less accurate for the higher rotation rate. For slow rotation, also the other quantities except \mathcal{R}_{xy} , \mathcal{R}_{xz} and \mathcal{F}_x show good fits. At the higher rotation rate, the quantities of intermediate magnitude, $\mathcal{R}_{xx,yy,xz,yz}$, $\mathcal{F}_{x,y}$ show different fit qualities. In all, we have to conclude that the incompleteness of the closure ansatz is most clearly visible in the quantities $\mathcal{R}_{xz,yz}$, $\mathcal{F}_{x,z}$ while there is apparently nothing important missing in the ansatzes for \mathcal{R}_{zz} and Q . Thus, a guideline is found how to improve the ansatzes with the added terms having maximum effect.

Both versions of the optimization approach produce up to roundoff errors identical results as long as neither of the two constraints is active. The dependence of the objective function on latitude is in general weak, and beyond $Ta \approx 10^7$ its dependence on Ta is weak too. Again, the ratios C_1/C_2 and C_6/C_7 for the non-rotating case are at odds with GOMS10, see Table 3. When comparing the results of the least-squares and the optimization approaches we find major quantitative differences in $C_{1,2,7}$, in addition differing monotony in $C_{1,7}$ while the residuals are clearly smaller for

Table 3: Ratios of the coefficients $\{C_i\}$ obtained for rotating runs by the optimization approach. $Ta = 4 \cdot 10^4 \dots 10^8$

$\vartheta [^\circ]$	C_1/C_2	C_1/C_6	C_1/C_7
0	0.81 – 1.73	0.42 – 0.52	0.58 – 1.45
15	0.55 – 0.88	0.29 – 0.42	0.55 – 0.88
30	0.52 – 0.81	0.21 – 0.42	0.52 – 0.81
45	0.54 – 0.83	0.13 – 0.42	0.51 – 0.83
60	0.51 – 0.89	0.06 – 0.42	0.51 – 0.89
75	0.49 – 0.89	0.01 – 0.42	0.49 – 0.89
90	0.43 – 1.11	0.01 – 0.42	0.43 – 1.11

the latter approach, namely $\approx 30\%$ vs. up to 100 % for the former.

3.2.3 Dependence on Ta

For both approaches, the obtained $\{C_i\}$ show a clear dependence on Ta . As long as the fit quality is satisfactory, that is for Ta up to a few times 10^6 for which the effect of the neglect of closure terms constructed from Ω should be small (see Sec. 2.1.3), and again for $Ta \gtrsim 10^9$ these dependencies might be taken as physical, but we are faced with the ambiguity between the two fitting approaches. At the pole, however, the fit quality is perfect and no ambiguity occurs. As discussed above, the used closure ansatzes are here complete at least up to the level represented by (23), (24). Hence, the Ta dependences of the $\{C_i\}$ are here the more trustworthy. On the one hand, the DNS results are consistent with the specific solution (B6)–(B9) for the pole, which was derived from the closure model, but on the other hand they clearly depend on Ω while there is no explicit occurrence of Ω in the specific solution. We interpret this as a confirmation of our statement in Sec. 2.1.3 that the closure should be extended by making the coefficients Ω (or Ta) dependent. Apart from the pole, the quality of the fit from the optimization approach is gradually worsening with increasing rotation rate up to $Ta \approx 10^8$, but improves again beyond that letting the NOF adopt values $< 10^{-3}$ for $Ta \approx 10^{10}$. We take this as an indication of a most pronounced importance of closure terms constructed from Ω being structurally different from the original ones for medium rotation rates $10^6 \lesssim Ta \lesssim 10^9$. In this range the Ω (and ϑ) dependence induced by those terms cannot be adequately “mimicked” by corresponding dependences of the $\{C_i\}$. In contrast, for slow and rapid rotation the original ansatz performs satisfactorily well.

3.2.4 Dependence on box aspect ratio

The elevator modes are only weakly damped for a box of aspect ratio unity in the non-rotating case (or at the pole). Hence, in order to assess their influence (and that of possibly existing similar weakly damped modes at other latitudes) we performed a series of runs for the chosen set of

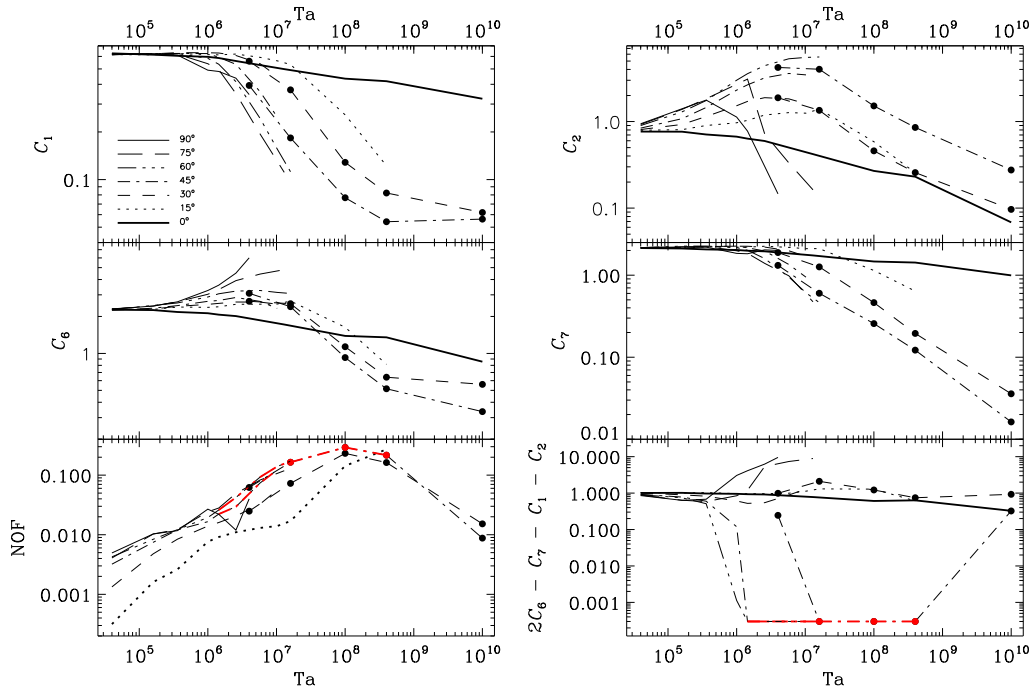


Fig. 5: Closure parameters from the optimization approach for $Ra = 3 \cdot 10^5$ and $Pr = 0.6$. Upper four panels: $\{C_i\}$ as functions of Ta and colatitude ϑ . Lower left panel: normalized objective function (31) at optimum (NOF); values for $\vartheta = 0^\circ$ are omitted because they reflect only roundoff errors. Lower right: value of $2C_6 - C_7 - C_1 - C_2$, see (28). For legibility (numerical) zero values were replaced by an arbitrary small constant. Red curve sections: Regions where this constraint is active. Symbols: data points for viscous heating included.

latitudes with $\Gamma = L_z/L_x = L_z/L_y = 4$, $Ra = 3 \cdot 10^5$ and a moderate rotation rate of $Ta \approx 4 \cdot 10^9$ or $1.6 \cdot 10^7$ defined with d in (16) taken as the z or $x = y$ extent of the computational box, respectively. The runs are listed in Table B4.

The results for the $\{C_i\}$, obtained by the optimization-based fit, are shown in Fig. 7 in combination with results for $\Gamma = 1$ where comparability was ensured by equating the Taylor numbers defined with the horizontal rather than the vertical extent of the box. Apart from the pole and with an exception for C_2 at $\vartheta = 75^\circ$, there is obviously only a weak influence of the aspect ratio which supposedly does not exceed the general uncertainties in the determination of the $\{C_i\}$. We interpret the systematically stronger deviations at the pole as an indication of changes in the overall statistical properties of the turbulence due to the Γ dependent damping of the elevator modes. Such changes are visible in the time series of the quantities \mathbf{X} : For $\Gamma = 1$ both the temporal averages and the magnitudes of the temporal fluctuations are clearly higher than for $\Gamma = 4$. The frequency of sharp high-amplitude peaks is higher in the former case and the time series has a somewhat clearer quasiperiodic character. The large deviation in C_6 at the equator cannot be explained

by the occurrence of elevator modes given that the Rayleigh number is clearly subcritical for them.

As a spot check we also performed one run with $\Gamma = 0.75$ (one of the cases considered in GOMS10) and $\vartheta = 45^\circ$, $Ta \approx 5 \cdot 10^6$. Again a stationary state was reached albeit with an even stronger quasi-periodicity in its time series compared to $\Gamma = 1$. The coefficients are very close to those obtained with $\Gamma = 1$ and hence also to those for $\Gamma = 4$, see the symbols in Fig. 7. We conclude that at not too small rotation rates and colatitudes the influence of the box aspect ratio on the coefficient values is not important.

3.2.5 Dependence on Ra

Due to computational constraints that arise as a consequence of the required higher resolution, we have not studied Rayleigh numbers higher than $Ra = 3 \cdot 10^5$ in detail. This is relevant because the comparison study, GOMS10, employed values up to two orders of magnitude higher. In order to see how our results are influenced by the Rayleigh number we performed two sets of runs with higher Ra and $Ta = 0$ (up to $Ra = 2 \cdot 10^8$) as well as $Ta = 10^6$, $\vartheta = 0^\circ$ (up to $Ra = 2.5 \cdot 10^7$). Since both of these cases are solvable exactly, we use the least squares method to calculate the model

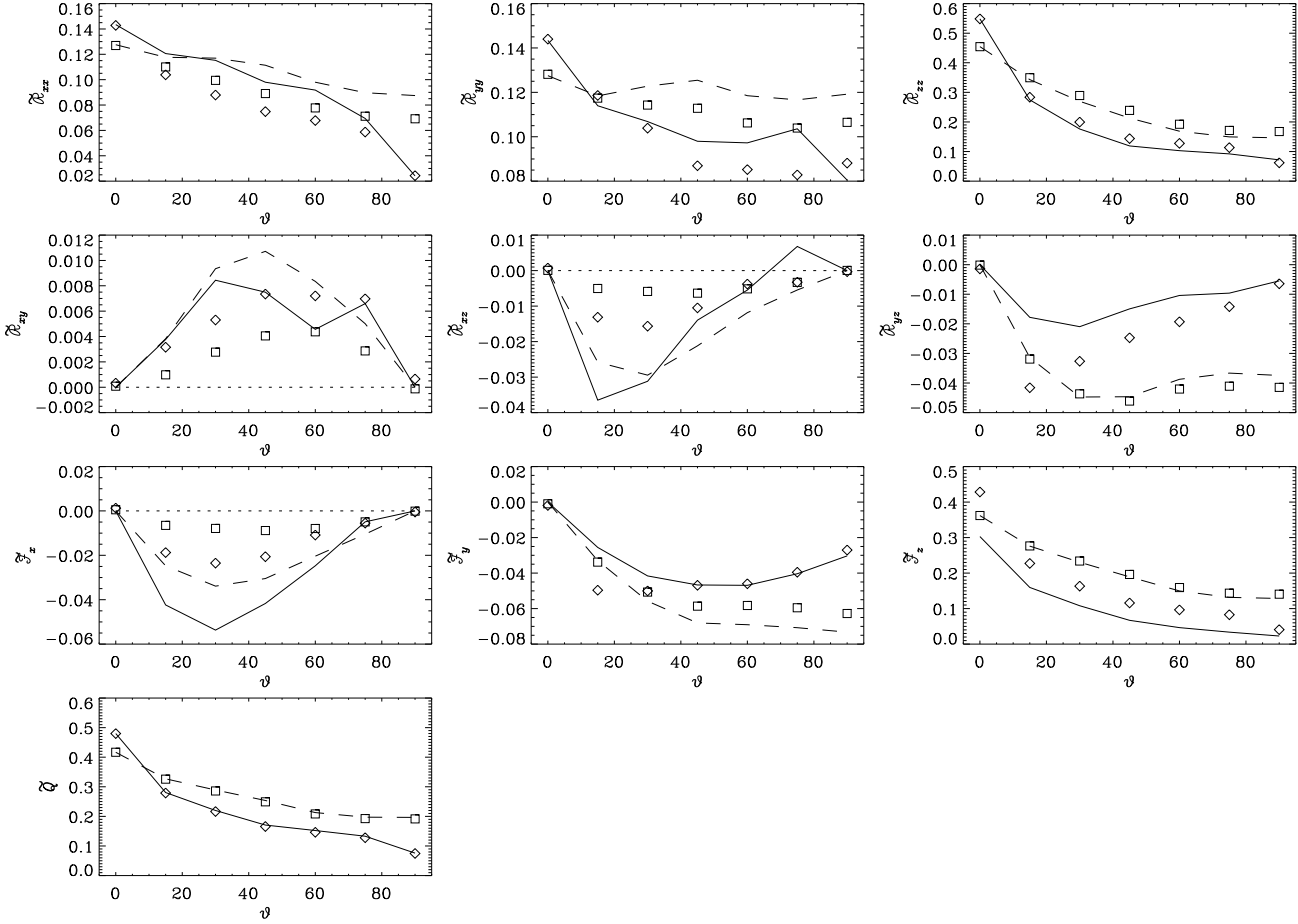


Fig. 6: Same as Fig. 4 but with $\{C_i\}$ from the optimization approach and for $Ta = 3.6 \cdot 10^5, 2.56 \cdot 10^6$.

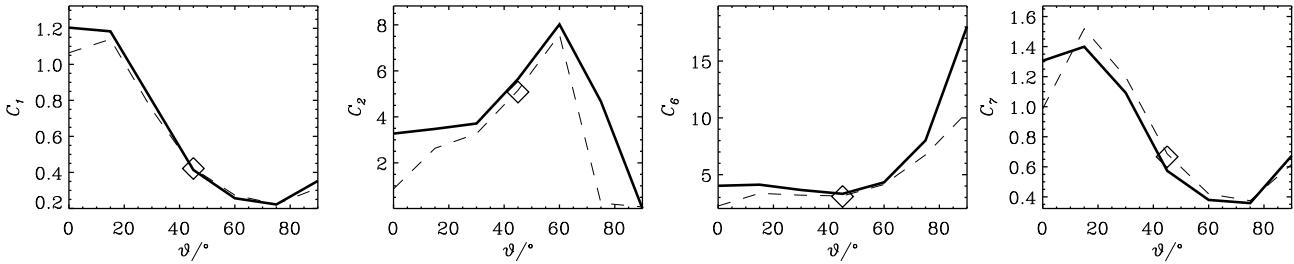


Fig. 7: Closure coefficients $\{C_i\}$ for box aspect ratios $\Gamma = 4$ (solid) and $\Gamma = 1$ (dashed) both with $Ra = 3 \cdot 10^5$, $Ta = 1.6 \cdot 10^7$ (defined with the horizontal box extent) as functions of colatitude ϑ . Symbols: values for $\Gamma = 0.75$ for the same Ta .

coefficients. The Rayleigh numbers were changed by adjusting the diffusivity parameters χ and ν , while keeping the Prandtl and Taylor numbers constant. The results are summarised in Table 1 and shown in Fig. 8. Table B2 in the Online Material gives more details. The resulting ratios of the coefficients $\{C_i\}$ for the non-rotating case are also listed in Table 2.

From Fig. 8 we see that the values of the coefficients C_2 and C_6 rise somewhat with increasing Rayleigh number and then fall below their initial values, while the other coefficients fall monotonously. The ratios of the coefficients

shown in Table 2 exhibit different behaviors with increasing Ra , from monotonously falling (C_1/C_6 and C_1/C_7) to first falling and then rising (C_1/C_2) and first rising and then falling (all others).

The parameters obtained from the rotating runs are rather similar to those from the non-rotating runs. $C_{1,7}$ as functions of Ra tend to follow similar patterns as obtained for the non-rotating runs, but $C_{2,6}$ are monotonously decreasing. The results for the highest $Ra = 2.5 \cdot 10^7$ are very close to each other for the non-rotating and rotating cases. This is because the rotational influence on the flow, mea-

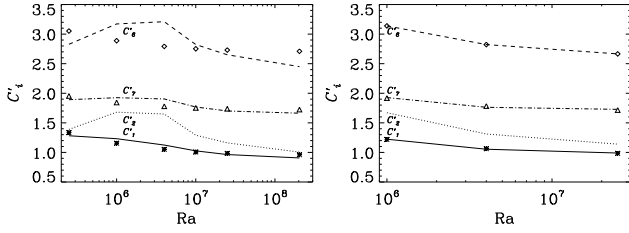


Fig. 8: Closure parameters from the least-squares fit (lines) in the cases $Ta = 0$ (left) and $Ta = 10^6$ with $\vartheta = 0$ (right) as functions of Ra with $Pr = 1$. Corresponding closure parameters $C'_{1,6,7}$ (symbols) obtained from (32) with the values (33).

sured by Co , is for constant Ta decreasing with increasing Ra . The behavior of the $\{C_i\}$ from the rotating cases suggests convergence to some constant values at high Ra , but even higher Ra runs would be needed to verify this. In the non-rotating case a tendency towards convergence for higher values of Ra is apparently not yet reached. In any case, the coefficients are not drastically changed by the Rayleigh number.

Nevertheless it seems worth a try to remove the Ra dependence of the $C_{1,6,7}$ completely by reinstating the diffusive terms parametrized by the $C_{\nu,\nu\chi,\chi}$ in the closure. In doing so, we rename the Ra dependent $\{C_i\}$ obtained as described before under the assumption of vanishing diffusion by labelling them with a prime and set according to Eqs. (20) – (22)

$$\begin{aligned} C'_1 &= C_1 + \nu C_\nu / (L\sqrt{R}), \\ C'_6 &= C_6 + \frac{1}{2}(\nu + \chi)C_{\nu\chi} / (L\sqrt{R}), \\ C'_7 &= C_7 + \chi C_\chi / (L\sqrt{R}). \end{aligned} \quad (32)$$

We note that it is not possible to write a similar expression for C_2 . Hence, it must here remain Ra dependent.

Given N runs with different values of Ra , the two closure coefficients occurring in each of the equalities (32), but now being assumed to be independent of Ra , can be determined by a standard least-squares approach. In the non-rotating case we obtain in this way

$$\begin{aligned} C_1 &= 0.9, & C_6 &= 2.7, & C_7 &= 1.7, \\ C_\nu &= 164.7, & C_\chi &= 101.6, & C_{\nu\chi} &= 151.1. \end{aligned} \quad (33)$$

For giving an impression of the quality of the fit, these values have been employed in (32) to re-calculate the $C'_{1,6,7}$ and Fig. 8 (left) shows the results in comparison with the original Ra -dependent values. In the Ra interval studied, the assumption of Ra -independence seems well justified for C_1 and to a bit lesser degree also for C_7 , but not for C_6 . Figure 8 (right) presents corresponding data for the rotating case $Ta = 10^6$, $\vartheta = 0$. Here, the fit is much better, but we had only three data points to consider.

3.2.6 Dependence of the Nusselt on the Rayleigh number

The results for various Rayleigh numbers allow us to study the dependence of the Nusselt number on Ra as it results from both the closure model and DNS. A similar exercise was done in GOMS10 for the inhomogeneous case.

From the closed-form solution (B7) of the closure model one can derive the asymptotic behavior of $Nu(Ra)$ for $Ra \rightarrow \infty$ in the cases $\Omega = 0$ or $\vartheta = 0$. Replacing the constants $C_{1,6,7}$ in (B7) according to (32) and assuming the Prandtl number to be finite and independent of Ra , it can be seen that the only consistent assumption for \mathcal{R} in this limit is $\mathcal{R} = \text{const}$. Then we have from (18) and (B8) the relation $Nu(Ra) \sim Ra^{1/2}$ for $Ra \rightarrow \infty$ as expected. The same scaling was obtained in Calzavarini et al. (2005).

In order to compare the closure model results with the numerical ones we need to require $C_{\nu,\nu\chi,\chi} \neq 0$. Otherwise, the diffusivities ν and χ would have no effect rendering the results same for all Ra . To calculate the Nusselt number from the closure we use the constant (Ra -independent) values for $C_{1,6,7,\nu,\nu\chi,\chi}$ derived in Section 3.2.5, Eq. (33) and take the average of the least squares results for C_2 illustrated in Fig. 8.

The resulting $Nu(Ra)$ dependence is shown in Fig. 9 together with the relation obtained with the original GOMS10 closure coefficients. To demonstrate the effect of the diffusive terms on the closure results, we have also plotted the results for the arbitrarily chosen values $C_{\nu,\chi,\nu\chi} = 1000$. One can readily see that they contribute only in the low Rayleigh number regime, especially altering the critical Ra . In the asymptotic regime, the values obtained from DNS, plotted with symbols, are in fair agreement with our closure results, and with those of GOMS10. (Note that there $L = L_x/\sqrt{\pi}$ was used in contrast to our choice $L = L_x$. This effectively means a rescaling of the closure parameters.)

Also plotted are the asymptotic $Nu \propto Ra^{1/2}$ (dash-triple-dotted line) and an power law fit $Nu \approx 0.17Ra^{0.55}$, obtained with linear regression.

3.2.7 Reynolds stress and heat fluxes in comparison to compressible simulations

The off-diagonal Reynolds stresses and the turbulent heat flux are important in generating the differential rotation of stellar convective envelopes (e.g. Rüdiger 1989). These quantities have been computed from numerous simulations of compressible convection in Cartesian (e.g. Chan 2001; Käpylä et al. 2004; Pulkkinen et al. 1993; Rüdiger et al. 2005b) and spherical geometries (e.g. Käpylä et al. 2011; Rieutord et al. 1994). It is important to compare the results of our homogeneous Boussinesq runs to those in the literature in order to draw conclusions on the robustness of certain features such as the latitude and rotation rate dependence.

We find that \mathcal{R}_{xy} , corresponding to latitudinal flux of angular momentum is always positive, i.e. directed towards the equator in accordance with previous DNS and analytical

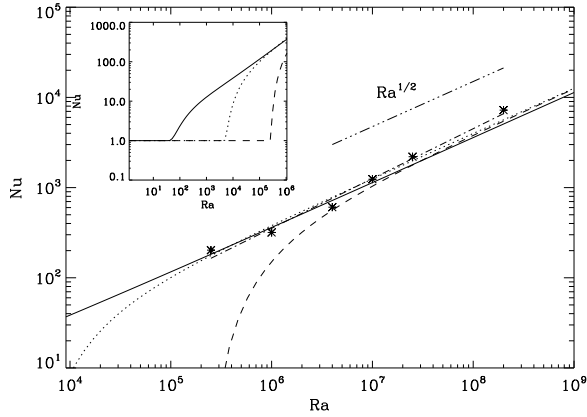


Fig. 9: Dependence of the Nusselt number on Rayleigh number, $Ta = 0$, $Pr = 1$. Symbols: DNS results. Results of the closure model with different model coefficients – solid line: original GOMS10 values $C_{1,2,6,7} = 0.4, 0.6, 1.4, 1.4$, rescaled with $\pi^{1/2}$, $C_{\nu,X,\nu_X} = 12, 6, 2$, rescaled with π ; dotted: $C_{1,2,6,7} = 0.9, 1.4, 2.7, 1.7$, $C_{\nu,X,\nu_X} = 164.7, 101.6, 151.1$ from (33), with C_2 taken to be the average of the values in Fig. 8; dashed: same as dotted, but $C_{\nu,X,\nu_X} = 1000$ chosen arbitrarily. Dash-dotted line: power law fit $Nu = 0.17Ra^{0.55}$ to the DNS data; dash-triple-dotted: $Nu \sim Ra^{1/2}$ asymptotics.

theory (Kichatinov & Rüdiger 1993; Kichatinov & Rüdiger 2005). There is a tendency for the maximum of \mathcal{R}_{xy} to move toward the equator as the rotation rate is increased in accordance with compressible simulations of Chan (2001) and Käpylä et al. (2004). Furthermore, the vertical flux corresponding to \mathcal{R}_{yz} is always negative. No sign reversal, observed at high Co in compressible runs of Käpylä et al. (2004), is seen even for the highest Taylor numbers. The third off-diagonal component \mathcal{R}_{xz} is mostly negative, although positive values occur at mid-latitudes for rapid rotation. Earlier results suggest that positive values occur at high latitudes only (e.g. Pulkkinen et al. 1993).

Apart from the equator the latitudinal heat flux \mathcal{F}_x is always directed towards the pole; the azimuthal heat flux \mathcal{F}_y is always negative, i.e. in the retrograde direction. These features are broadly in accordance with Cartesian (e.g. Rüdiger 2005a) and spherical simulations (e.g. Käpylä et al. 2011). One puzzling feature of our simulations is the monotonously increasing \mathcal{F}_z at the pole as a function of Taylor number, see Table B1. At colatitude 15° , \mathcal{F}_z is monotonously decreasing throughout, but at all other colatitudes \mathcal{F}_z has a minimum at $Ta = 1.44 \cdot 10^6 \dots 1.3 \cdot 10^7$. We also note that \mathcal{R}_{xz} , \mathcal{F}_x , and \mathcal{F}_y obtain values of the order of \mathcal{R}_{xx} and \mathcal{F}_z , for Taylor numbers $10^8 \dots 10^{10}$ and 10^{10} , respectively, at all latitudes except the pole and the equator. In some of these cases the flow structures are rather laminar which may reflect the fact that convection is only mildly supercritical. The large values of \mathcal{R}_{zz} , \mathcal{F}_z and Q at the pole for the highest Ta might be explainable by a strong dominance of the elevator modes

if the secondary instabilities which are limiting their growth are suppressed by rapid rotation.

4 Conclusions

The closure presented in GOMS10 has been known not to reproduce essential flow features under rotation, at least when the rotation and gravity vectors are aligned. In this study we made an attempt to extend the applicability of the model in the presence of rotation by allowing the model parameters to depend on the rotation rate (or Taylor number). A similar modification to the GOMS10 model can be found in Miller & Garaud (2007), where the length scale L was assumed to vary as a function of the rotation rate. Our approach is more general because it allows the model parameters to obey individual dependences on Ta .

The main conclusion to be drawn from our investigations with the homogeneous Boussinesq closure model is that the extension described above works perfectly at the pole, while elsewhere the validity of the closure degrades at first as rotation rate and colatitude are increased, as indicated by the growing residuals of the parameter fits (see Figs. 3 and 5). For even higher rotation rates, however, the closure validity recovers again. This suggests that even this modified GOMS10 closure is essentially incomplete for intermediate rotation rates. In particular, given the clear anisotropy induced by the direction of rotation, the purely isotropizing character of the closure ansatz should be revised.

However, even in the non-rotating case we were not able to reproduce the ratios of the coefficients $\{C_i\}$ provided in GOMS10, see Table 2. Increasing the Rayleigh number in the DNS runs did not solve this issue. This might be attributed to the fact that the coefficients in that study were not independently determined from DNS, but instead adopted without change from the inhomogeneous model while only adjusting the length scale L .

We observed that positivity of the parameters and their adherence to the realizability condition alone always guarantees stability of the stationary solutions of the closure model in accordance with the stability of the underlying statistically stationary DNS solution.

In this study we have only briefly explored the influence of the Rayleigh number on the optimum model coefficients. One motivation of this was to see, whether the parameters settle to some constant values with increasing Ra . Apart from some weak signs of convergence in rotating runs, we found no clear asymptotic tendencies, although the acquired parameters do not change dramatically. More systematic efforts are needed to clarify this issue. Future research should also extend the present work to other settings including bounded domains which require a one-dimensional version of the closure as already employed in GOMS10. Moreover, from our inspections conclusions can be drawn which amendments to the model would have the greatest benefit.

We also set out to investigate the effect of changing the aspect ratio of the computational domain. As a result, a weak dependence was found in any other latitudinal location than the pole. This can be explained by the fact that the elevator modes, that are excited in the non-rotating case, are no longer seen away from the pole when rotation is applied. Even at the pole and with aspect ratio unity, these modes are subject to parasitic instabilities that eventually suppress them, having yet a noticeable influence on the turbulence.

The approaches used by (e.g. Canuto et al. 1996; Canuto 1997, 2011; Xiong 1989) are sufficiently far from the GOMS10 closure so that a comparison can hardly be performed with respect to their theoretical bases, but rather a comparison of the results of the models with each other and with DNS. However, such comparisons are not within the scope of this study.

Acknowledgements. The computations were performed on the facilities hosted by the CSC – IT Center for Science in Espoo, Finland, who are financed by the Finnish ministry of education, and on the FGI and Helsinki University cluster ‘Alcyone’. The authors acknowledge financial support from the Academy of Finland grant Nos. 136189, 140970 (PJK), 218159 and 141017 (MJK), and the University of Helsinki research project ‘Active Suns’. The authors acknowledge the hospitality of NORDITA. JES acknowledges the financial support from the Finnish Cultural Foundation. We thank Elizabeth Cole for help in improving the language.

A Closure model equations for the inhomogeneous Boussinesq system

Here we describe the closure model for the general inhomogeneous case of Boussinesq convection, first without restricting to a specific mean. Evolution equations for the Reynolds stress and turbulent heat flux can be derived from the equations for the fluctuating quantities \mathbf{u} and θ . They read

$$\begin{aligned} \frac{\partial \mathbf{u}}{\partial t} &= -\bar{\mathbf{U}} \cdot \nabla \mathbf{u} - \mathbf{u} \cdot \nabla \bar{\mathbf{U}} - \alpha \theta \mathbf{g} - \nabla \psi \\ &\quad - 2\boldsymbol{\Omega} \times \mathbf{u} + \nu \nabla^2 \mathbf{u} - \nabla \cdot (\mathbf{u} \otimes \mathbf{u} - \mathcal{R}), \quad (\text{A1}) \\ \frac{\partial \theta}{\partial t} &= -\bar{\mathbf{U}} \cdot \nabla \theta - \mathbf{u} \cdot (\nabla \bar{\theta} + \mathbf{G}_0) + \chi \nabla^2 \theta - \nabla \cdot (\theta \mathbf{u} - \mathcal{F}), \end{aligned}$$

with \otimes denoting the dyadic product and $\mathbf{G}_0 = \nabla T_0 - \mathbf{g}/c_p$. For the Reynolds stress \mathcal{R}_{ij} , the turbulent heat flux \mathcal{F}_i and

the temperature variance \mathcal{Q} we obtain

$$\begin{aligned} \dot{\mathcal{R}}_{ij} &+ \bar{U}_k \partial_k \mathcal{R}_{ij} + \mathcal{R}_{ik} \partial_k \bar{U}_j + \mathcal{R}_{jk} \partial_k \bar{U}_i + \alpha (\mathcal{F}_i g_j + \mathcal{F}_j g_i) \\ &\quad - \nu \partial_{kk} \mathcal{R}_{ij} + 2\Omega_l (\varepsilon_{ilk} \mathcal{R}_{jk} + \varepsilon_{jlk} \mathcal{R}_{ik}) \quad (\text{A2}) \\ &= -\overline{u_i \partial_j \psi + u_j \partial_i \psi} - \overline{u_i \partial_k (u_j u_k) + u_j \partial_k (u_i u_k)} \\ &\quad - 2\nu \overline{\partial_k u_i \partial_k u_j}, \end{aligned}$$

$$\begin{aligned} \dot{\mathcal{F}}_i &+ \bar{U}_j \partial_j \mathcal{F}_i + \mathcal{F}_j \partial_j \bar{U}_i + \mathcal{R}_{ij} (\partial_j \bar{\theta} + G_{0j}) + \alpha \mathcal{Q} g_i \\ &\quad - \frac{1}{2}(\nu + \chi) \partial_{jj} \mathcal{F}_i + 2\varepsilon_{ijk} \Omega_j \mathcal{F}_k \quad (\text{A3}) \\ &= -\overline{\theta \partial_i \psi} - \overline{\theta \partial_j (u_i u_j) + u_i \partial_j (\theta u_j)} \\ &\quad + \frac{1}{2}(\nu + \chi) \overline{\partial_k (\theta \partial_k u_i - u_i \partial_k \theta)} - (\nu + \chi) \overline{\partial_k \theta \partial_k u_i}, \end{aligned}$$

$$\begin{aligned} \dot{\mathcal{Q}} &+ \bar{U}_i \partial_i \mathcal{Q} + 2\mathcal{F}_i (\partial_i \bar{\theta} + G_{0i}) - \chi \partial_{ii} \mathcal{Q} \quad (\text{A4}) \\ &= -\overline{2\theta \partial_i (\theta u_i)} - 2\chi \overline{(\partial_i \theta)^2}. \end{aligned}$$

Here, the right hand sides contain third order correlations of fluctuating quantities (including the correlations with the pressure ψ) and terms originating from the Laplacians which cannot be expressed by the considered second order correlations. In the closure model of GOMS10 all these are replaced in the following way:

$$\begin{aligned} \overline{u_i \partial_j \psi + u_j \partial_i \psi} &+ \overline{u_i \partial_k (u_j u_k) + u_j \partial_k (u_i u_k)} \quad (\text{A5}) \\ &+ 2\nu \overline{\partial_k u_i \partial_k u_j} \rightarrow \frac{C_1}{L} \mathcal{R}^{1/2} \mathcal{R}_{ij} + \frac{C_2}{L} \mathcal{R}^{1/2} (\mathcal{R}_{ij} - \frac{1}{3} \mathcal{R} \delta_{ij}) \\ &\quad + \nu \frac{C_\nu}{L^2} \mathcal{R}_{ij} = \Lambda_{\mathcal{R}} \mathcal{R}_{ij} - \frac{C_2}{3L} \mathcal{R}^{3/2} \delta_{ij}, \end{aligned}$$

$$\begin{aligned} \overline{\theta \partial_i \psi} &+ \overline{\theta \partial_j (u_i u_j) + u_i \partial_j (\theta u_j)} \\ &\quad - \frac{1}{2}(\nu + \chi) \overline{\partial_k (\theta \partial_k u_i - u_i \partial_k \theta)} + (\nu + \chi) \overline{\partial_k \theta \partial_k u_i} \\ &\rightarrow \frac{C_6}{L} \mathcal{R}^{1/2} \mathcal{F}_i + \frac{1}{2}(\nu + \chi) \frac{C_{\nu\chi}}{L^2} \mathcal{F}_i = \Lambda_{\mathcal{F}} \mathcal{F}_i, \quad (\text{A6}) \end{aligned}$$

$$2\overline{(\theta \partial_i (\theta u_i) + \chi (\partial_i \theta)^2)} \rightarrow \frac{C_7}{L} \mathcal{R}^{1/2} \mathcal{Q} + \chi \frac{C_\chi}{L^2} \mathcal{Q} = \Lambda_{\mathcal{Q}} \mathcal{Q}, \quad (\text{A7})$$

with

$$\begin{aligned} \Lambda_{\mathcal{R}} &= \frac{(C_1 + C_2)}{L} \mathcal{R}^{1/2} + \nu \frac{C_\nu}{L^2}, \quad (\text{A8}) \\ \Lambda_{\mathcal{F}} &= \frac{C_6}{L} \mathcal{R}^{1/2} + \frac{1}{2}(\nu + \chi) \frac{C_{\nu\chi}}{L^2}, \quad \Lambda_{\mathcal{Q}} = \frac{C_7}{L} \mathcal{R}^{1/2} + \chi \frac{C_\chi}{L^2}. \end{aligned}$$

Thus, the closure consists of relaxation terms, such as those $\sim \mathcal{R}_{ij}$, isotropization terms $\sim (\mathcal{R}_{ij} - \frac{1}{3} \mathcal{R} \delta_{ij})$ and terms like $\nu C_\nu L^{-2} \mathcal{R}_{ij}$ corresponding with diffusion. For the length scale L , the distance to the closest boundary is adopted, making the closure coefficients explicitly position dependent.

dent. Applying the above ansatzes we arrive at the equations

$$\begin{aligned} \dot{\mathcal{R}}_{ij} + \overline{U}_k \partial_k \mathcal{R}_{ij} + \mathcal{R}_{ik} \partial_k \overline{U}_j + \mathcal{R}_{jk} \partial_k \overline{U}_i - \nu \partial_{kk} \mathcal{R}_{ij} \\ + \alpha (\mathcal{F}_i g_j + \mathcal{F}_j g_i) + 2\Omega_l (\varepsilon_{ilk} \mathcal{R}_{jk} + \varepsilon_{jlk} \mathcal{R}_{ik}) \quad (\text{A9}) \\ = - \left(\frac{C_1 + C_2}{L} \mathcal{R}^{1/2} + \nu \frac{C_\nu}{L^2} \right) \mathcal{R}_{ij} + \frac{C_2}{3L} \mathcal{R}^{3/2} \delta_{ij}, \end{aligned}$$

$$\begin{aligned} \dot{\mathcal{F}}_i + \overline{U}_j \partial_j \mathcal{F}_i + \mathcal{F}_j \partial_j \overline{U}_i + \mathcal{R}_{ij} (\partial_j \overline{\Theta} + G_{0j}) + \alpha \mathcal{Q} g_i \\ - \frac{1}{2} (\nu + \chi) \partial_{jj} \mathcal{F}_i + 2\varepsilon_{ijk} \Omega_j \mathcal{F}_k \quad (\text{A10}) \\ = - \left(\frac{C_6}{L} \mathcal{R}^{1/2} + \frac{1}{2} (\nu + \chi) \frac{C_{\nu\chi}}{L^2} \right) \mathcal{F}_i, \end{aligned}$$

$$\begin{aligned} \dot{\mathcal{Q}} + \overline{U}_i \partial_i \mathcal{Q} + 2\mathcal{F}_i (\partial_i \overline{\Theta} + G_{0i}) - \chi \partial_{ii} \mathcal{Q} \\ = - \left(\frac{C_7}{L} \mathcal{R}^{1/2} + \chi \frac{C_\chi}{L^2} \right) \mathcal{Q}. \quad (\text{A11}) \end{aligned}$$

Assuming now periodicity in the x and y directions we define the mean suitably as the average over x and y , $\overline{f}(z) = \int_{L_x} \int_{L_y} f(x, y, z) dx dy / L_x L_y$. Horizontal derivatives vanish and the continuity equation reduces to $\partial_z \overline{U}_z = 0$, hence $\overline{U}_z = \text{const}$. For a plane layer with impenetrable boundaries this yields $\overline{U}_z = 0$. With gravity in z direction, the equations for the remaining components of the mean velocity read

$$\begin{aligned} \dot{\overline{U}}_x &= -\partial_z \mathcal{R}_{xz} + 2\Omega_z \overline{U}_y + \nu \partial_{zz} \overline{U}_x, \\ \dot{\overline{U}}_y &= -\partial_z \mathcal{R}_{yz} - 2\Omega_z \overline{U}_x + \nu \partial_{zz} \overline{U}_y. \end{aligned} \quad (\text{A12})$$

Note that we do not need to solve for the mean reduced pressure $\overline{\Psi}$ as it does only affect \overline{U}_z . The equation for $\overline{\Theta}$ reduces to

$$\dot{\overline{\Theta}} = \chi \partial_{zz} \overline{\Theta} - \partial_z \mathcal{F}_z. \quad (\text{A13})$$

For Eqs. (A9)–(A11) we have now (with $\overline{U}_z = 0$, $g = g_z$)

$$\begin{aligned} \dot{\mathcal{R}}_{xx} &= -2\mathcal{R}_{xz} \partial_z \overline{U}_x + 4\Omega_z \mathcal{R}_{xy} + \nu \partial_{zz} \mathcal{R}_{xx} \\ &\quad - \Lambda_{\mathcal{R}} \mathcal{R}_{xx} + \frac{C_2}{3L} \mathcal{R}^{3/2}, \end{aligned} \quad (\text{A14})$$

$$\begin{aligned} \dot{\mathcal{R}}_{xy} &= -\mathcal{R}_{xz} \partial_z \overline{U}_y - \mathcal{R}_{yz} \partial_z \overline{U}_x + 2\Omega_x \mathcal{R}_{xz} \\ &\quad + 2\Omega_z (\mathcal{R}_{yy} - \mathcal{R}_{xx}) + \nu \partial_{zz} \mathcal{R}_{xy} - \Lambda_{\mathcal{R}} \mathcal{R}_{xy}, \end{aligned} \quad (\text{A15})$$

$$\begin{aligned} \dot{\mathcal{R}}_{xz} &= -\mathcal{R}_{zz} \partial_z \overline{U}_x - \alpha \mathcal{F}_x g - 2\Omega_x \mathcal{R}_{xy} + 2\Omega_z \mathcal{R}_{yz} \\ &\quad + \nu \partial_{zz} \mathcal{R}_{xz} - \Lambda_{\mathcal{R}} \mathcal{R}_{xz}, \end{aligned} \quad (\text{A16})$$

$$\begin{aligned} \dot{\mathcal{R}}_{yy} &= -2\mathcal{R}_{yz} \partial_z \overline{U}_y + 4\Omega_x \mathcal{R}_{yz} - 4\Omega_z \mathcal{R}_{xy} + \nu \partial_{zz} \mathcal{R}_{yy} \\ &\quad - \Lambda_{\mathcal{R}} \mathcal{R}_{yy} + \frac{C_2}{3L} \mathcal{R}^{3/2}, \end{aligned} \quad (\text{A17})$$

$$\begin{aligned} \dot{\mathcal{R}}_{yz} &= -\mathcal{R}_{zz} \partial_z \overline{U}_y - \alpha \mathcal{F}_y g + 2\Omega_x (\mathcal{R}_{zz} - \mathcal{R}_{yy}) \\ &\quad - 2\Omega_z \mathcal{R}_{xz} + \nu \partial_{zz} \mathcal{R}_{yz} - \Lambda_{\mathcal{R}} \mathcal{R}_{yz}, \end{aligned} \quad (\text{A18})$$

$$\begin{aligned} \dot{\mathcal{R}}_{zz} &= -2\alpha \mathcal{F}_z g - 4\Omega_x \mathcal{R}_{yz} + \nu \partial_{zz} \mathcal{R}_{zz} - \Lambda_{\mathcal{R}} \mathcal{R}_{zz} \\ &\quad + \frac{C_2}{3L} \mathcal{R}^{3/2}, \end{aligned} \quad (\text{A19})$$

$$\begin{aligned} \dot{\mathcal{F}}_x &= -\mathcal{R}_{xz} (\partial_z \overline{\Theta} + G_0) - \mathcal{F}_z \partial_z \overline{U}_x + \frac{1}{2} (\nu + \chi) \partial_{zz} \mathcal{F}_x \\ &\quad + 2\Omega_z \mathcal{F}_y - \Lambda_{\mathcal{F}} \mathcal{F}_x, \end{aligned} \quad (\text{A20})$$

$$\begin{aligned} \dot{\mathcal{F}}_y &= -\mathcal{R}_{yz} (\partial_z \overline{\Theta} + G_0) - \mathcal{F}_z \partial_z \overline{U}_y + \frac{1}{2} (\nu + \chi) \partial_{zz} \mathcal{F}_y \\ &\quad + 2\Omega_x \mathcal{F}_z - 2\Omega_z \mathcal{F}_x - \Lambda_{\mathcal{F}} \mathcal{F}_y, \end{aligned} \quad (\text{A21})$$

$$\begin{aligned} \dot{\mathcal{F}}_z &= -\mathcal{R}_{zz} (\partial_z \overline{\Theta} + G_0) - \alpha \mathcal{Q} g + \frac{1}{2} (\nu + \chi) \partial_{zz} \mathcal{F}_z \\ &\quad - 2\Omega_x \mathcal{F}_y - \Lambda_{\mathcal{F}} \mathcal{F}_z, \end{aligned} \quad (\text{A22})$$

$$\dot{\mathcal{Q}} = -2\mathcal{F}_z (\partial_z \overline{\Theta} + G_0) + \chi \partial_{zz} \mathcal{Q} - \Lambda_{\mathcal{Q}} \mathcal{Q}. \quad (\text{A23})$$

with $G_0 = G_{0z}$. Note that the stationary version of the autonomous system (A12)–(A23) does have non-trivial solutions as demonstrated in GOMS10. Due to the nonlinearity of the system they exist not only for specific combinations of its parameters like in linear eigenvalue problems, but (at least within wide margins) for any specification of them.

For $\Omega_x = 0$, that is, at the pole, there is a special stationary solution of the system (A12)–(A23) characterized by $\overline{U}_{x,y} = \mathcal{R}_{xy,xz,yz} = \mathcal{F}_{x,y} = 0$, $\mathcal{R}_{xx} = \mathcal{R}_{yy}$ which is not explicitly dependent on Ω_z and hence identical with the corresponding solution of the non-rotating case.

B Closure model equations for the homogeneous Boussinesq system

In this case we redefine the average as a volume rather than a horizontal one, making the mean quantities independent of

z , and obtain

$$\begin{aligned}\dot{\mathcal{R}}_{xx} &= 4\Omega_z \mathcal{R}_{xy} - \Lambda_{\mathcal{R}} \mathcal{R}_{xx} + \frac{C_2}{3L} \mathcal{R}^{3/2}, \\ \dot{\mathcal{R}}_{xy} &= 2\Omega_x \mathcal{R}_{xz} + 2\Omega_z (\mathcal{R}_{yy} - \mathcal{R}_{xx}) - \Lambda_{\mathcal{R}} \mathcal{R}_{xy}, \\ \dot{\mathcal{R}}_{xz} &= -\alpha \mathcal{F}_x g - 2\Omega_x \mathcal{R}_{xy} + 2\Omega_z \mathcal{R}_{yz} - \Lambda_{\mathcal{R}} \mathcal{R}_{xz}, \\ \dot{\mathcal{R}}_{yy} &= 4\Omega_x \mathcal{R}_{yz} - 4\Omega_z \mathcal{R}_{xy} - \Lambda_{\mathcal{R}} \mathcal{R}_{yy} + \frac{C_2}{3L} \mathcal{R}^{3/2}, \\ \dot{\mathcal{R}}_{yz} &= -\alpha \mathcal{F}_y g + 2\Omega_x (\mathcal{R}_{zz} - \mathcal{R}_{yy}) - 2\Omega_z \mathcal{R}_{xz} - \Lambda_{\mathcal{R}} \mathcal{R}_{yz}, \\ \dot{\mathcal{R}}_{zz} &= -2\alpha \mathcal{F}_z g - 4\Omega_x \mathcal{R}_{yz} - \Lambda_{\mathcal{R}} \mathcal{R}_{zz} + \frac{C_2}{3L} \mathcal{R}^{3/2},\end{aligned}\quad (\text{B1})$$

$$\begin{aligned}\dot{\mathcal{F}}_x &= -\mathcal{R}_{xz} G_0 + 2\Omega_z \mathcal{F}_y - \Lambda_{\mathcal{F}} \mathcal{F}_x, \\ \dot{\mathcal{F}}_y &= -\mathcal{R}_{yz} G_0 + 2\Omega_x \mathcal{F}_z - 2\Omega_z \mathcal{F}_x - \Lambda_{\mathcal{F}} \mathcal{F}_y, \\ \dot{\mathcal{F}}_z &= -\mathcal{R}_{zz} G_0 - \alpha \mathcal{Q} g - 2\Omega_x \mathcal{F}_y - \Lambda_{\mathcal{F}} \mathcal{F}_z, \\ \dot{\mathcal{Q}} &= -2\mathcal{F}_z G_0 - \Lambda_{\mathcal{Q}} \mathcal{Q},\end{aligned}\quad (\text{B2})$$

which is for $\Omega = \mathbf{0}$ equivalent to Eqs. (53) of GOMS10. The resulting equation for \mathcal{R} reads

$$\dot{\mathcal{R}} = -2\alpha \mathcal{F}_z g - \frac{C_1}{L} \mathcal{R}^{3/2} \quad (\text{B3})$$

and is not explicitly influenced by rotation.

In the non-rotating case the equations for $\dot{\mathcal{R}}_{xx}$, $\dot{\mathcal{R}}_{yy}$, $\dot{\mathcal{R}}_{zz}$, $\dot{\mathcal{F}}_z$ and $\dot{\mathcal{Q}}$ form a closed system which can be solved in separation from the remaining equations. Once the solution of the former is known the latter can be solved where one finds again two separate systems: $\{\dot{\mathcal{R}}_{xz}, \dot{\mathcal{F}}_x\}$ and $\{\dot{\mathcal{R}}_{yz}, \dot{\mathcal{F}}_y\}$. They have the same shape, and when assuming that there is a stationary solution for \mathcal{R} from the first system, we arrive at the eigenvalue problem for the growth rate of an ansatz $\mathcal{R}_{xz}, \mathcal{F}_x, \mathcal{R}_{yz}, \mathcal{F}_y \sim \exp(\lambda t)$

$$\begin{vmatrix} \Lambda_{\mathcal{R}} + \lambda & \alpha g \\ G_0 & \Lambda_{\mathcal{F}} + \lambda \end{vmatrix} = 0 \quad (\text{B4})$$

with constant $\Lambda_{\mathcal{R}}, \Lambda_{\mathcal{F}}$. The solutions are

$$\lambda_{1,2} = -\frac{\Lambda_{\mathcal{R}} + \Lambda_{\mathcal{F}}}{2} \pm \sqrt{\frac{(\Lambda_{\mathcal{R}} - \Lambda_{\mathcal{F}})^2}{4} + \alpha g G_0} \quad (\text{B5})$$

and given that $\alpha g G_0 > 0$ for convection, unstable solutions cannot completely be ruled out for sufficiently large values of this product, but had most likely to be considered unphysical.

Nontrivial closed form *stationary* solutions can be derived for the special settings $\Omega = \mathbf{0}$ or $\vartheta = 0$ (pole): In both cases we have as in the inhomogeneous case

$$\mathcal{R}_{xy,xz,yz} = \mathcal{F}_{x,y} = 0, \quad \mathcal{R}_{xx,yy} = \frac{C_2}{3(C_1 + C_2)} \mathcal{R} \quad (\text{B6})$$

hence

$$\mathcal{R} = \frac{2\alpha g G_0 L^2}{C_1 C_6} \left(\frac{C_1}{C_7} + \frac{3C_1 + C_2}{3(C_1 + C_2)} \right) \quad (\text{B7})$$

$$\mathcal{R}_{zz} = \frac{3C_1 + C_2}{3(C_1 + C_2)} \mathcal{R}, \quad \mathcal{F}_z = -\frac{C_1}{2\alpha g L} \mathcal{R}^{3/2} \quad (\text{B8})$$

$$\mathcal{Q} = \frac{G_0}{\alpha g} \frac{C_1}{C_7} \mathcal{R} \quad (\text{B9})$$

which coincides with the solution given in GOMS10. In turn it is under these conditions possible to determine the $\{C_i\}$ uniquely when $\mathcal{R}_{xx} = \mathcal{R}_{yy}$, \mathcal{R}_{zz} , \mathcal{F}_z and \mathcal{Q} are given from a DNS:

$$\begin{aligned}3\mathcal{R}_{xx} C_1 - (\mathcal{R}_{zz} - \mathcal{R}_{xx}) C_2 &= 0 \\ 3\mathcal{R}_{zz} C_1 + (3\mathcal{R}_{zz} - \mathcal{R}) C_2 &= -6\alpha g L \mathcal{F}_z / \mathcal{R}^{1/2} \\ C_6 &= -(G_0 \mathcal{R}_{zz} + \alpha g \mathcal{Q}) L / \mathcal{F}_z \mathcal{R}^{1/2} \\ C_7 &= -2G_0 L \mathcal{F}_z / \mathcal{Q} \mathcal{R}^{1/2}.\end{aligned}\quad (\text{B10})$$

Inserting (B7) in (B5) we obtain

$$\begin{aligned}(\Lambda_{\mathcal{R}} - \Lambda_{\mathcal{F}})^2 + 4\alpha g G_0 - (\Lambda_{\mathcal{R}} + \Lambda_{\mathcal{F}})^2 \\ = 4(\alpha g G_0 - \Lambda_{\mathcal{R}} \Lambda_{\mathcal{F}}) = 2\alpha g G_0 \left(1 - \frac{C_1 + C_2}{C_7} - \frac{C_2}{3C_1} \right)\end{aligned}\quad (\text{B11})$$

the sign of which depends solely on the parameters $\{C_i\}$ and not on $\alpha g G_0$. Requiring (B11) to be negative provides an additional constraint. A corresponding generalized condition, ensuring overall stability, is referred to in Sec. 3.2.2.

Another special situation is found at the equator ($\vartheta = 90^\circ$, hence $\Omega_z = 0$) where the system (B1) decomposes into a closed one for the quantities \mathcal{R}_{xx} , \mathcal{R}_{yy} , \mathcal{R}_{yz} , \mathcal{R}_{zz} , \mathcal{F}_y , \mathcal{F}_z and \mathcal{Q} and another one for \mathcal{R}_{xy} , \mathcal{R}_{xz} and \mathcal{F}_x which can be solved once \mathcal{R} from the first system is known. The latter reads in the stationary case

$$\begin{aligned}0 &= 2\Omega_x \mathcal{R}_{xz} - \Lambda_{\mathcal{R}} \mathcal{R}_{xy}, \\ 0 &= -\alpha \mathcal{F}_x g - 2\Omega_x \mathcal{R}_{xy} - \Lambda_{\mathcal{R}} \mathcal{R}_{xz}, \\ 0 &= -\mathcal{R}_{xz} G_0 - \Lambda_{\mathcal{F}} \mathcal{F}_x,\end{aligned}$$

where \mathcal{F}_x can be eliminated by the last line. The remaining two equations form a homogeneous linear system for \mathcal{R}_{xy} and \mathcal{R}_{xz} having the determinant

$$\alpha g G_0 \frac{C_1 + C_2}{C_6} - \left(\frac{C_1 + C_2}{L} \right)^2 \mathcal{R} - 4\Omega_x^2.$$

Nontrivial solutions would be possible if \mathcal{R} were to assume a special value depending on the parameters. However, this has the unphysical consequence of \mathcal{R}_{xy} , \mathcal{R}_{xz} and \mathcal{F}_x becoming dependent on an arbitrary quantity. So we have to conclude, that they either vanish or are time-dependent. In the latter case we have to require stability, so these quantities were bound to decay to zero or to perform stationary oscillations with an arbitrary amplitude. As the only physically meaningful option we assume that they vanish. The remaining system reads

$$\begin{aligned}0 &= -\Lambda_{\mathcal{R}} \mathcal{R}_{xx} + \frac{C_2}{3L} \mathcal{R}^{3/2}, \\ 0 &= 4\Omega_x \mathcal{R}_{yz} - \Lambda_{\mathcal{R}} \mathcal{R}_{yy} + \frac{C_2}{3L} \mathcal{R}^{3/2}, \\ 0 &= -\alpha \mathcal{F}_y g + 2\Omega_x (\mathcal{R}_{zz} - \mathcal{R}_{yy}) - \Lambda_{\mathcal{R}} \mathcal{R}_{yz}, \\ 0 &= -2\alpha \mathcal{F}_z g - 4\Omega_x \mathcal{R}_{yz} - \Lambda_{\mathcal{R}} \mathcal{R}_{zz} + \frac{C_2}{3L} \mathcal{R}^{3/2}, \\ 0 &= -\mathcal{R}_{yz} G_0 + 2\Omega_x \mathcal{F}_z - \Lambda_{\mathcal{F}} \mathcal{F}_y, \\ 0 &= -\mathcal{R}_{zz} G_0 - \alpha \mathcal{Q} g - 2\Omega_x \mathcal{F}_y - \Lambda_{\mathcal{F}} \mathcal{F}_z, \\ 0 &= -2\mathcal{F}_z G_0 - \Lambda_{\mathcal{Q}} \mathcal{Q}.\end{aligned}$$

From the first line it follows $\mathcal{R} = C_{12}(\mathcal{R}_{yy} + \mathcal{R}_{zz})$, $C_{12} = 3(C_1 + C_2)/(3C_1 + 2C_2)$, from the last $\mathcal{Q} = -2G_0\mathcal{F}_z/\Lambda_{\mathcal{Q}}$ leaving a system with five variables only. It can be broken down to a nonlinear equation for \mathcal{R} which is (apart from $\mathcal{R} = 0$) solved by the solutions of

$$2\Omega_x(2K - \frac{\mathcal{R}E(\mathcal{R})}{C_{12}}) - \Lambda_{\mathcal{R}}KD(\mathcal{R}) - \alpha gG(\mathcal{R})E(\mathcal{R}) = 0, \quad (\text{B12})$$

completed by

$$\begin{aligned} \mathcal{F}_z &= K\mathcal{R}^{3/2}, \quad \mathcal{F}_y = G(\mathcal{R})\mathcal{R}^{3/2}, \quad K = -C_1/L, \\ \mathcal{R}_{yy} &= \frac{\mathcal{R}}{C_{12}} - \frac{K}{E(\mathcal{R})}\mathcal{R}^{3/2}, \quad \mathcal{R}_{yz} = \frac{KD(\mathcal{R})}{E(\mathcal{R})}\mathcal{R}^{3/2}, \\ \mathcal{R}_{zz} &= \frac{K}{E(\mathcal{R})}\mathcal{R}^{3/2}, \end{aligned}$$

with

$$\begin{aligned} E(\mathcal{R}) &= A_zD + B_z, \quad G(\mathcal{R}) = \frac{1}{K} \frac{A_zD + B_z}{A_yD + B_y} \\ D(\mathcal{R}) &= \alpha g \frac{4\Omega_x B_z + \Lambda_{\mathcal{R}} B_y}{16\Omega_x^2 + \Lambda_{\mathcal{R}}^2 - \alpha g(4\Omega_x A_z - \Lambda_{\mathcal{R}} A_y)} \\ A_y(\mathcal{R}) &= \frac{G_0}{\Delta}(\alpha g G_0/\Lambda_{\mathcal{Q}} - \Lambda_{\mathcal{F}}), \\ B_y(\mathcal{R}) &= -G_0 2\Omega_x/\Delta = -A_z, \quad B_z(\mathcal{R}) = -G_0 \Lambda_{\mathcal{F}}/\Delta, \\ \Delta(\mathcal{R}) &= 4\Omega_x^2 + \Lambda_{\mathcal{F}}(\Lambda_{\mathcal{F}} - \alpha g 2G_0/\Lambda_{\mathcal{Q}}). \end{aligned}$$

It cannot be guaranteed that (B12) has positive solutions for \mathcal{R} for any arbitrary set of parameters, in particular for arbitrary positive $\{C_i\}$.

In contrast, for $\Omega \neq 0$ and $\vartheta \neq 0, 90^\circ$ none of the components of \mathcal{R} and \mathcal{F} disappear and the determination of the $\{C_i\}$ from DNS results has to deal with an overdetermined system: ten equations vs. four unknowns.

With respect to the realizability constraint (28), an analysis analogous to that of GOMS10, App. A, but with rotation included, leads to the following relation for the temporal derivative of the quantity $\mathcal{T} = X_i T_{ij} X_j = X_i(\mathcal{R}_{ij} - \mathcal{Q}^{-1}\mathcal{F}_i\mathcal{F}_j)X_j$

$$\begin{aligned} \partial_t \mathcal{T} &= (2C_6 - C_7 - C_1 - C_2)(\mathcal{F} \cdot \mathbf{X})^2 \frac{\sqrt{\mathcal{R}}}{\mathcal{Q}L} \\ &+ \frac{C_2}{3L}\mathcal{R}^{3/2}\mathbf{X}^2 - (C_1 + C_2)\frac{\mathcal{T}\sqrt{\mathcal{R}}}{L} \\ &+ 2(\mathcal{F} \cdot \mathbf{X})\mathcal{Q}^{-1}X_j T_{jz}G_0 - 4X_i \varepsilon_{ilk}\Omega_l T_{jk}X_j. \end{aligned} \quad (\text{B13})$$

Repeating the arguments of GOMS10 here, one finds that the realizability condition is not affected by the presence of rotation, since Ω_l in (B13) is multiplied by the vanishing term $T_{ij}X_j$. Similarly, by retaining the model coefficients

C_ν , C_κ and $C_{\nu\kappa}$ one can derive the following expression

$$\begin{aligned} \partial_t \mathcal{T} &= \left(2C_6 - C_7 - C_1 - C_2\right. \\ &\quad \left.+ \frac{2(\nu + \kappa)C_{\nu\kappa} - \kappa C_\kappa - \nu C_\nu}{L\sqrt{\mathcal{R}}}\right)(\mathcal{F} \cdot \mathbf{X})^2 \frac{\sqrt{\mathcal{R}}}{\mathcal{Q}L} \\ &+ \frac{C_2}{3L}\mathcal{R}^{3/2}\mathbf{X}^2 - (C_1 + C_2)\frac{\mathcal{T}\sqrt{\mathcal{R}}}{L} \\ &+ 2(\mathcal{F} \cdot \mathbf{X})\mathcal{Q}^{-1}X_j T_{jz}G_0 - 4X_i \varepsilon_{ilk}\Omega_l T_{jk}X_j \\ &- X_i \frac{\nu C_\nu}{L^2}T_{ij}X_j, \end{aligned}$$

from which one obtains the realizability criterion

$$2C_6 - C_7 - C_1 - C_2 + \frac{2(\nu + \kappa)C_{\nu\kappa} - \kappa C_\kappa - \nu C_\nu}{L\sqrt{\mathcal{R}}} \geq 0.$$

This criterion cannot be formulated as a condition for the model parameters alone, unlike (28). However, we can infer the two *sufficient* conditions (28) and $2(\nu + \kappa)C_{\nu\kappa} - \kappa C_\kappa - \nu C_\nu \geq 0$. With $\text{Pr} = 1$ the latter one can be written as $4C_{\nu\kappa} - C_\kappa - C_\nu \geq 0$, which is satisfied by the values $C_{\nu\kappa} \approx 6$, $C_\nu \approx 12$ and $C_\kappa \approx 2$ given in GOMS10 and also by our result (33).

References

- Bell, J. B. & Marcus, D. L. 1992, *Journal of Computational Physics*, 101, 334
- Brandenburg, A. 2003, in *Advances in Nonlinear Dynamics*, ed. Ferriz-Mas, A. & Núñez, M. (Taylor and Francis, London), 269
- Brandenburg, A. & Dobler, W. 2002, *Computer Physics Communications*, 147, 471
- Calzavarini, E., Doering, C. R., Gibbon, J. D., et al. 2006, *Physical Review E*, 73, 035301
- Calzavarini, E., Lohse, D., Toschi, F., & Tripiccone, R. 2005, *Physics of Fluids*, 17, 055107
- Canuto, V. M., Goldman, I., & Mazzitelli, I. 1996, *ApJ*, 473, 550
- Canuto, V. M. 1997, *ApJ*, 482, 827
- Canuto, V. M. 2011, *Astron. Astrophys.*, 528, A76
- Chan, K. L. 2001, *ApJ*, 548, 1102
- Chandrasekhar, S. 1961, *Hydrodynamic and hydromagnetic stability* (Clarendon Press, Oxford)
- Garaud, P. & Ogilvie, G. I. 2005, *Journal of Fluid Mechanics*, 530, 145
- Garaud, P., Ogilvie, G. I., Miller, N., & Stellmach, S. 2010, *MNRAS*, 407, 2451
- Ghizaru, M., Charbonneau, P., & Smolarkiewicz, P. K. 2010, *ApJ*, 715, L133
- Käpylä, P. J. 2011, *Astronomische Nachrichten*, 332, 43
- Käpylä, P. J. & Brandenburg, A. 2008, *Astron. Astrophys.*, 488, 9
- Käpylä, P. J., Korpi, M. J., & Tuominen, I. 2004, *Astron. Astrophys.*, 422, 793

Table B1: Summary of the Boussinesq DNS results. Normalizations (indicated by a tilde) are carried out with $\alpha g d^2 G_0$ for Reynolds stress, with $d^2 G_0^{3/2} (\alpha g)^{1/2}$ for heat flux, and with $(d G_0)^2$ for temperature variance. The grid size in all runs in Sets Z and A–G is 64^3 . We have reproduced a subset of these runs with 128^3 grid and confirmed that the results are typically within ten per cent of the lower resolution ones. However, see Sect. 3.1 for the convergence issue related to the time step.

Run	ϑ	Ta [10^6]	Co	Re	$\tilde{\mathcal{R}}_{xx}$	$\tilde{\mathcal{R}}_{xy}$ [10^{-2}]	$\tilde{\mathcal{R}}_{xz}$ [10^{-2}]	$\tilde{\mathcal{R}}_{yy}$	$\tilde{\mathcal{R}}_{yz}$ [10^{-2}]	$\tilde{\mathcal{R}}_{zz}$	$\tilde{\mathcal{F}}_x$ [10^{-2}]	$\tilde{\mathcal{F}}_y$ [10^{-2}]	$\tilde{\mathcal{F}}_z$	$\tilde{\mathcal{Q}}$
Z	0°	0.00	0.00	87	0.114	0.083	−0.134	0.113	0.139	0.365	−0.169	0.105	0.286	0.333
A1	0°	0.04	0.06	91	0.119	−0.013	0.025	0.119	−0.145	0.412	−0.025	−0.178	0.329	0.381
A2	0°	0.16	0.11	92	0.123	−0.030	−0.117	0.123	−0.088	0.419	−0.166	−0.095	0.333	0.386
A3	0°	0.36	0.16	95	0.127	0.009	0.006	0.128	−0.015	0.455	0.051	−0.098	0.362	0.417
A4	0°	1.00	0.26	97	0.131	−0.021	0.022	0.131	−0.043	0.481	0.049	−0.040	0.382	0.436
A5	0°	1.44	0.31	100	0.135	0.005	0.049	0.136	0.068	0.511	0.047	0.044	0.406	0.462
A6	0°	2.56	0.39	103	0.143	0.032	0.070	0.144	−0.142	0.548	0.128	−0.191	0.428	0.480
A7	0°	12.96	0.76	120	0.174	0.057	−0.670	0.175	0.053	0.795	−0.614	0.048	0.611	0.656
A8	0°	100	1.71	148	0.221	−0.132	−0.373	0.219	−0.524	1.285	−0.417	−0.379	0.984	1.021
A9	0°	400	3.29	154	0.225	−0.115	−0.609	0.217	−0.629	1.424	−0.735	−0.564	1.067	1.096
A10	0°	10000	10.79	235	0.252	0.016	0.295	0.254	−0.582	3.849	−0.005	−0.241	2.947	2.839
B1	15°	0.04	0.06	90	0.121	−0.045	−0.275	0.120	−1.211	0.400	−0.220	−1.301	0.316	0.367
B2	15°	0.16	0.11	90	0.118	−0.012	−0.173	0.121	−2.358	0.395	−0.188	−2.464	0.312	0.363
B3	15°	0.36	0.18	85	0.110	0.098	−0.504	0.117	−3.191	0.350	−0.650	−3.384	0.276	0.326
B4	15°	1.00	0.30	85	0.110	0.213	−0.947	0.122	−4.456	0.337	−1.152	−4.955	0.268	0.319
B5	15°	1.44	0.36	84	0.109	0.313	−1.106	0.123	−4.479	0.323	−1.459	−5.120	0.257	0.310
B6	15°	2.56	0.51	80	0.104	0.316	−1.313	0.119	−4.158	0.284	−1.875	−4.963	0.227	0.279
B7	15°	5.76	0.75	81	0.110	0.190	−1.613	0.125	−3.797	0.278	−2.330	−5.123	0.223	0.279
B8	15°	10.24	0.99	82	0.119	−0.021	−1.421	0.127	−3.261	0.286	−2.112	−4.939	0.226	0.284
B9	15°	16	1.27	80	0.119	−0.030	−0.980	0.125	−2.528	0.261	−1.514	−4.997	0.200	0.256
B10	15°	100	1.73	146	0.447	1.485	29.507	0.258	−4.673	0.987	18.614	−10.961	0.657	0.760
B11	15°	400	1.71	296	1.988	3.467	201.160	0.615	−9.467	4.323	123.721	−23.260	2.725	2.650
C1	30°	0.04	0.06	89	0.116	0.022	−0.103	0.119	−2.333	0.390	−0.175	−2.492	0.310	0.362
C2	30°	0.16	0.12	86	0.110	0.093	−0.470	0.120	−3.776	0.352	−0.531	−4.210	0.283	0.336
C3	30°	0.36	0.19	80	0.099	0.277	−0.587	0.114	−4.365	0.289	−0.787	−5.068	0.234	0.286
C4	30°	1.00	0.34	74	0.091	0.561	−1.261	0.110	−4.293	0.232	−1.762	−5.499	0.191	0.244
C5	30°	1.44	0.42	72	0.088	0.597	−1.430	0.108	−3.892	0.214	−2.089	−5.415	0.177	0.230
C6	30°	2.56	0.58	70	0.088	0.531	−1.565	0.104	−3.263	0.200	−2.350	−5.005	0.163	0.217
C7	30°	5.76	0.84	73	0.098	0.455	−1.177	0.108	−2.732	0.212	−2.413	−5.026	0.168	0.228
C8	30°	10.24	1.02	80	0.118	0.362	0.377	0.123	−2.702	0.262	−1.622	−5.732	0.196	0.266
C9	30°	4.00	0.70	73	0.099	0.417	−1.223	0.112	−3.191	0.208	−2.463	−5.620	0.176	0.249
C10	30°	16	1.13	89	0.157	0.533	3.083	0.143	−2.810	0.331	−0.544	−6.472	0.240	0.369
C11	30°	100	1.14	223	1.023	2.198	83.326	0.483	−7.129	2.419	28.885	−22.541	1.501	2.178
C12	30°	400	1.24	407	3.727	5.181	297.646	1.053	−12.171	8.305	26.867	−52.942	5.341	11.037
C13	30°	10000	3.18	798	13.330	8.958	722.547	2.298	−4.884	34.601	−717.873	−85.046	25.270	173.730
D1	45°	0.04	0.06	89	0.117	−0.021	0.063	0.122	−3.071	0.389	0.054	−3.341	0.311	0.365
D2	45°	0.16	0.12	82	0.101	0.157	−0.449	0.119	−4.722	0.305	−0.527	−5.426	0.247	0.301
D3	45°	0.36	0.20	75	0.089	0.405	−0.635	0.113	−4.609	0.239	−0.885	−5.861	0.196	0.249
D4	45°	1.00	0.39	65	0.075	0.705	−1.168	0.097	−3.566	0.165	−1.822	−5.472	0.138	0.187
D5	45°	1.44	0.47	64	0.074	0.755	−1.218	0.094	−3.145	0.158	−1.982	−5.180	0.130	0.180
D6	45°	2.56	0.65	62	0.075	0.735	−1.050	0.087	−2.470	0.144	−2.061	−4.689	0.116	0.166
D7	45°	5.76	0.83	74	0.104	0.701	0.183	0.110	−2.450	0.215	−1.415	−5.606	0.160	0.228
D8	45°	10.24	0.89	91	0.152	0.816	2.599	0.152	−2.936	0.348	−0.114	−7.675	0.247	0.343
D9	45°	4.00	0.72	70	0.098	0.527	−0.058	0.105	−2.473	0.188	−1.131	−5.279	0.150	0.234
D10	45°	16	0.95	107	0.218	0.937	8.224	0.184	−3.041	0.505	2.167	−9.218	0.354	0.554
D11	45°	100	1.02	247	1.079	1.361	90.448	0.535	−5.660	3.209	24.256	−27.786	1.906	2.882
D12	45°	400	1.17	432	3.277	1.797	300.328	0.994	−9.638	10.468	−25.959	−59.461	5.819	13.090
D13	45°	10000	2.22	1143	24.515	6.300	1403.346	5.534	1.043	73.121	−4214.031	−253.095	76.100	715.106

Table B2: Summary of the DNS results continued. For normalizations see Table B1.

Run	ϑ	Ta [10^6]	Co	Re	$\tilde{\mathcal{R}}_{xx}$	$\tilde{\mathcal{R}}_{xy}$ [10^{-2}]	$\tilde{\mathcal{R}}_{xz}$ [10^{-2}]	$\tilde{\mathcal{R}}_{yy}$	$\tilde{\mathcal{R}}_{yz}$ [10^{-2}]	$\tilde{\mathcal{R}}_{zz}$	$\tilde{\mathcal{F}}_x$ [10^{-2}]	$\tilde{\mathcal{F}}_y$ [10^{-2}]	$\tilde{\mathcal{F}}_z$	$\tilde{\mathcal{Q}}$
E1	60°	0.04	0.06	87	0.112	0.034	-0.115	0.120	-3.451	0.362	-0.107	-3.774	0.288	0.339
E2	60°	0.16	0.13	76	0.091	0.180	-0.280	0.113	-4.469	0.253	-0.398	-5.385	0.205	0.254
E3	60°	0.36	0.22	69	0.078	0.437	-0.514	0.106	-4.202	0.192	-0.792	-5.826	0.159	0.208
E4	60°	1.00	0.43	59	0.063	0.640	-0.714	0.089	-2.796	0.128	-1.252	-5.021	0.105	0.151
E5	60°	1.44	0.53	58	0.062	0.697	-0.670	0.081	-2.293	0.118	-1.313	-4.488	0.096	0.139
E6	60°	2.56	0.68	60	0.068	0.721	-0.379	0.085	-1.930	0.128	-1.087	-4.602	0.096	0.146
E7	60°	5.76	0.84	72	0.099	0.862	0.070	0.112	-1.677	0.204	-0.658	-5.227	0.143	0.213
E8	60°	10.24	0.92	89	0.138	0.929	0.437	0.155	-1.790	0.326	0.112	-6.615	0.219	0.317
E9	60°	16.00	1.01	101	0.182	1.256	1.335	0.181	-1.271	0.436	0.261	-6.841	0.278	0.386
F1	75°	0.04	0.06	85	0.108	0.015	0.001	0.120	-3.963	0.347	-0.028	-4.396	0.278	0.331
F2	75°	0.16	0.13	75	0.089	0.089	-0.175	0.114	-4.675	0.246	-0.187	-5.806	0.201	0.253
F3	75°	0.36	0.23	66	0.071	0.287	-0.332	0.104	-4.106	0.171	-0.493	-5.951	0.143	0.193
F4	75°	1.00	0.44	57	0.055	0.467	-0.366	0.086	-2.566	0.115	-0.674	-5.068	0.094	0.140
F5	75°	1.44	0.56	54	0.051	0.544	-0.327	0.078	-1.966	0.100	-0.659	-4.454	0.079	0.123
F6	75°	2.56	0.71	57	0.059	0.697	-0.328	0.083	-1.418	0.113	-0.550	-3.953	0.083	0.128
F7	75°	5.76	0.91	67	0.082	1.364	-0.582	0.108	-0.836	0.162	-0.572	-3.556	0.103	0.138
F8	75°	12.96	1.06	86	0.134	1.513	-0.810	0.158	-0.715	0.296	0.201	-4.813	0.177	0.275
G1	90°	0.04	0.06	85	0.108	0.015	-0.025	0.120	-3.925	0.347	-0.046	-4.319	0.279	0.332
G2	90°	0.16	0.14	75	0.087	0.010	-0.064	0.114	-4.725	0.240	-0.073	-5.925	0.197	0.250
G3	90°	0.36	0.23	66	0.069	-0.012	0.004	0.107	-4.144	0.168	-0.008	-6.277	0.141	0.192
G4	90°	1.00	0.44	58	0.054	0.096	-0.121	0.090	-2.500	0.120	-0.265	-5.076	0.095	0.141
G5	90°	1.44	0.57	53	0.045	0.004	0.018	0.082	-1.870	0.098	0.028	-4.503	0.075	0.119
G6	90°	2.56	0.86	47	0.024	0.065	-0.031	0.088	-0.645	0.062	-0.049	-2.702	0.041	0.075
G7	90°	4.00	1.08	47	0.018	0.029	0.026	0.100	-0.271	0.058	-0.077	-1.572	0.031	0.060

Table B3: Summary of the DNS results with different Rayleigh numbers. The non-primed runs are non-rotating, while for the primed runs Ta = 10^6 and $\vartheta = 0^\circ$. For normalizations see Table B1. The grid resolutions are 64^3 (R1–2), 128^3 (R3–4), 256^3 (R5), and 512^3 (R6).

Run	Ra [10^6]	Re	Co	$\tilde{\mathcal{R}}_{xx}$	$\tilde{\mathcal{R}}_{xy}$ [10^{-2}]	$\tilde{\mathcal{R}}_{xz}$ [10^{-2}]	$\tilde{\mathcal{R}}_{yy}$	$\tilde{\mathcal{R}}_{yz}$ [10^{-2}]	$\tilde{\mathcal{R}}_{zz}$	$\tilde{\mathcal{F}}_x$ [10^{-2}]	$\tilde{\mathcal{F}}_y$ [10^{-2}]	$\tilde{\mathcal{F}}_z$	$\tilde{\mathcal{Q}}$
R1	0.25	68	0	0.126	-0.029	0.018	0.128	0.041	0.480	0.064	0.063	0.403	0.498
R2	1	128	0	0.123	0.032	-0.209	0.124	0.001	0.395	-0.331	0.015	0.317	0.411
R3	4	259	0	0.131	-0.014	0.115	0.131	-0.090	0.399	0.205	-0.053	0.303	0.391
R4	10	460	0	0.155	-0.018	0.273	0.155	-0.178	0.525	0.307	-0.163	0.391	0.485
R5	25	772	0	0.171	0.072	-0.250	0.172	-0.006	0.598	-0.308	-0.148	0.440	0.533
R6	200	2358	0	0.188	-0.035	0.209	0.189	-0.340	0.698	0.207	-0.313	0.506	0.586
R1'	1	128	0.2	0.127	0.060	-0.126	0.124	0.034	0.400	-0.007	0.026	0.321	0.413
R2'	4	289	0.09	0.154	-0.024	0.036	0.151	-0.313	0.520	0.017	-0.273	0.395	0.494
R3'	25	764	0.03	0.164	0.013	-0.087	0.165	-0.148	0.593	-0.062	-0.148	0.438	0.528

Table B4: Summary of the DNS results with box aspect ratio $\Gamma = 4$; Ra = $3 \cdot 10^5$, Ta = $1.6 \cdot 10^7$. For normalizations see Table B1. The grid resolution is $64^2 \times 256$ in all cases.

ϑ	Re	Co	$\tilde{\mathcal{R}}_{xx}$	$\tilde{\mathcal{R}}_{xy}/10^{-2}$	$\tilde{\mathcal{R}}_{xz}/10^{-2}$	$\tilde{\mathcal{R}}_{yy}$	$\tilde{\mathcal{R}}_{yz}/10^{-2}$	$\tilde{\mathcal{R}}_{zz}$	$\tilde{\mathcal{F}}_x/10^{-2}$	$\tilde{\mathcal{F}}_y/10^{-2}$	$\tilde{\mathcal{F}}_z$	$\tilde{\mathcal{Q}}$
0°	86	4.84	0.143	0.009	-0.105	0.144	-0.079	0.302	-0.036	-0.055	0.273	0.544
15°	81	5.15	0.134	0.180	-1.828	0.129	-1.174	0.257	-3.193	-2.494	0.227	0.440
30°	89	4.74	0.180	0.445	1.939	0.138	-1.962	0.311	-1.862	-5.249	0.250	0.465
45°	110	3.81	0.236	0.986	6.390	0.197	-2.989	0.517	0.007	-9.363	0.367	0.702
60°	107	1.69	0.209	1.401	1.100	0.206	-1.381	0.482	-0.885	-8.580	0.314	0.624
75°	88	4.72	0.193	2.500	0.275	0.174	0.369	0.241	0.425	-3.576	0.147	0.382
90°	53	7.82	0.003	-0.011	-0.002	0.161	-0.111	0.053	-0.001	-0.556	0.023	0.114

- Käpylä, P. J., Mantere, M. J., & Brandenburg, A. 2012, *ApJ*, 755, L22
- Käpylä, P. J., Mantere, M. J., Guerrero, G., Brandenburg, A., & Chatterjee, P. 2011, *Astron. Astrophys.*, 531, A162
- Kichatinov, L. L. & Rüdiger, G. 1993, *Astron. Astrophys.*, 276, 96
- Kichatinov, L. L. & Rüdiger, G. 2005, *Astronomische Nachrichten*, 326, 379
- Krause, F. & Rädler, K. 1980, *Mean-field magnetohydrodynamics and dynamo theory* (Pergamon Press Ltd., Oxford)
- Lasdon, L., Waren, A., Jain, A., & Ratner, M. 1978, *ACM Transactions on Mathematical Software*, 4, 34
- Liljeström, A. J., Korpi, M. J., Käpylä, P. J., Brandenburg, A., & Lyra, W. 2009, *Astronomische Nachrichten*, 330, 92
- Miesch, M. S., Brun, A. S., & Toomre, J. 2006, *ApJ*, 641, 618
- Miesch, M. S. & Toomre, J. 2009, *Annual Review of Fluid Mechanics*, 41, 317
- Miller, N. & Garaud, P. 2007, in *American Institute of Physics Conference Series*, Vol. 948, *Unsolved Problems in Stellar Physics: A Conference in Honor of Douglas Gough*, ed. R. J. Stanciliffe, G. Houdek, R. G. Martin, & C. A. Tout, 165–169
- Moffatt, H. K. 1978, *Magnetic field generation in electrically conducting fluids*
- Ogilvie, G. I. 2003, *MNRAS*, 340, 969
- Pulkkinen, P., Tuominen, I., Brandenburg, A., Nordlund, A., & Stein, R. F. 1993, *Astron. Astrophys.*, 267, 265
- Rieutord, M., Brandenburg, A., Mangeney, A., & Drossart, P. 1994, *Astron. Astrophys.*, 286, 471
- Rüdiger, G. 1989, *Differential rotation and stellar convection. Sun and the solar stars* (Akademie Verlag, Berlin)
- Rüdiger, G., Egorov, P., Kichatinov, L. L., & Küker, M. 2005a, *Astron. Astrophys.*, 431, 345
- Rüdiger, G., Egorov, P., & Ziegler, U. 2005b, *Astronomische Nachrichten*, 326, 315
- Rüdiger, G. & Hollerbach, R. 2004, *The magnetic universe : geophysical and astrophysical dynamo theory* (Wiley-VCH)
- Snellman, J. E., Brandenburg, A., Käpylä, P. J., & Mantere, M. J. 2012a, *Astronomische Nachrichten*, 333, 78
- Snellman, J. E., Käpylä, P. J., Korpi, M. J., & Liljeström, A. J. 2009, *Astron. Astrophys.*, 505, 955
- Snellman, J. E., Rheinhardt, M., Käpylä, P. J., Mantere, M. J., & Brandenburg, A. 2012b, *Physica Scripta*, 86, 018406
- Spiegel, E. A. & Veronis, G. 1960, *ApJ*, 131, 442
- Warnecke, J., Käpylä, P. J., Mantere, M. J., & Brandenburg, A. 2013, submitted to *ApJ*, arXiv:1301.2248
- Yamaguchi, S. 1963, *PASJ*, 15, 412
- Xiong, D.-R. 1989, *Astron. Astrophys.*, 209, 126
- Xiong, D. R., Cheng, Q. L., & Deng, L. 1997, *ApJS*, 108, 529