

Efficient multipartite entanglement concentration of electron-spin state with charge detection

Lan Zhou,^{1,2*} Jiong Liu², Sheng-Yang Zhao²

¹*College of Mathematics & Physics,
Nanjing University of Posts and Telecommunications,
Nanjing, 210003, China*

²*Institute of Signal Processing Transmission,
Nanjing University of Posts and Telecommunications,
Nanjing, 210003, China*

We present two entanglement concentration protocols (ECPs) for arbitrary three-electron W state based on their charges and spins. Different from other ECPs, in both two ECPs, with the help of the electronic polarization beam splitter (PBS) and charge detection, the less-entangled W state can be concentrated into a maximally entangled state only with some single charge qubits. The second ECP is more optimal than the first one, for by constructing the complete parity check gate, the second ECP can be used repeatedly to further concentrate the less-entangled state and obtain a higher success probability. Therefore, both the ECPs, especially the second one may be useful in current quantum information processing.

PACS numbers: 03.67.Dd, 03.67.Hk, 03.65.Ud

I. INTRODUCTION

Quantum entanglement plays an important role in current quantum information processing and transmission [1]. The maximally entangled states may be the most important resources in practical quantum communication and computation tasks [1–12]. In most of quantum communication protocols, such as the quantum teleportation [2], quantum key distribution (QKD) [3, 4], quantum densecoding [5–7], and quantum state sharing (QSS) [10–12], they need the maximally entangled state to setup the quantum channel. Unfortunately, the practical transmission channel always contain noise, which will degrade the quality of the entanglement, and make the maximally entangled state become a mixed state or a less-entangled state [13].

The method for distilling a mixed state into a maximally entangled state is called the entanglement purification [13, 14]. On the other hand, the way for distilling a pure less-entangled state into a maximally entangled state, which will be detailed here, is called the entanglement concentration, [15–23]. The first entanglement concentration protocol (ECP) was proposed by Bennett *et al.* in 1996, which is called as the Schmidt projection method [15]. In the protocol, they need some collective and nondestructive measurements, which are not easy to realize under current experimental condition. In 1999, Bose *et al.* showed that the entangle swapping could also be used to achieve the task of ECP [16]. This protocol was developed by Shi *et al.* in 2000 [17]. In 2001, two similar ECPs based on the linear optical elements were proposed by Yamamoto *et al.* and Zhao *et al.*, re-

spectively [18, 19]. The basic idea of these two ECPs is that they adopt the optical polarization beam splitter to complete the parity check measurement for photons. However, they require the sophisticated single-photon detectors to make the photon number detection, which is not likely to be available. These protocols were developed by Sheng *et al.* in 2008 [20]. They used the cross-Kerr nonlinearity to construct the quantum nondemolition detector to act the roles of both parity check measurement and single photon detector. In 2010, the ECP for single-photon entanglement was also proposed [21].

Up to now, most of the ECPs described above are focused on the bipartite entangled photon systems and there are only several multipartite ECPs. In 2003, Cao and Yang proposed an ECP for W state with joint unitary transformation [24]. In 2007, Zhang *et al.* proposed an ECP based on the collective Bell-state measurement [25]. In 2010, Wang *et al.* proposed an ECP for a special W state $\alpha|HVV\rangle + \beta(|VHV\rangle + |VVH\rangle)$ [26], where $|H\rangle$ and $|V\rangle$ represent the horizontal and the vertical polarizations of photons, respectively. Later, Yildiz proposed an ECP for three-qubit asymmetric W states [27]. In 2012, Sheng *et al.* proposed an ECP for W state with the help of cross-Kerr nonlinearity [28].

For quantum communication, photons are the best candidates for carrying the information due to its fast transmission and easy manipulation. Actually, the conduction electrons are also good candidates in quantum information processing, especially in quantum communication. In 2004, by using charge detector, Beenakker *et al.* broke through the obstacle of the no-go theorem and constructed a controlled-not (CNOT) gate with conduction electrons [29, 30]. In their protocol, the charge detector can distinguish the occupation of the charge number 1 from 0 and 2, but it can not distinguish the charge number 0 and 2. Subsequently, protocols of

*Email address: zhoul@njupt.edu.cn

preparing cluster states [31], entanglement purification and concentration [32–37], and other quantum information protocols were proposed [38–40]. As shown in Refs. [41–43], the interaction between the polarizations of photons and the electron spins of quantum dots in optical microcavities can also be used to perform the quantum information processing.

In this paper, we present two ECPs for three-electron less-entangled W state with the help of charge detection. In the first ECP, we adopt one pair of less-entangled W state and two auxiliary electrons to perform the concentration. With the help of the polarization beam splitter (PBS) and charge detection, the less-entangled W state can be distilled to the maximally entangled W state with some probability. In the second protocol, we construct the complete parity check gate and make the protocol can be used repeatedly to obtain a higher success probability.

This paper is organized as follows: In Sec. II, we explain the first ECP with the help of the PBS and charge detection. In Sec. III, we explain the second ECP with the complete parity check gate. In Sec. IV, we make a discussion and summary.

II. EFFICIENT ECP WITH ELECTRONIC PBS

The schematic drawing of our ECP is shown in Fig. 1. Our ECP includes two steps. In the first concentration step, we suppose Alice, Bob, and Charlie share the three-electron less-entangled W state from S_1 , which can be described as

$$|\Phi\rangle_{a1b1c1} = \alpha |\downarrow\rangle_{a1} |\uparrow\rangle_{b1} |\uparrow\rangle_{c1} + \beta |\uparrow\rangle_{a1} |\downarrow\rangle_{b1} |\uparrow\rangle_{c1} + \gamma |\uparrow\rangle_{a1} |\uparrow\rangle_{b1} |\downarrow\rangle_{c1}, \quad (1)$$

where α, β and γ are the initial entanglement coefficients, and $|\alpha|^2 + |\beta|^2 + |\gamma|^2 = 1$. Here $|\uparrow\rangle$ and $|\downarrow\rangle$ represent spin up and spin down, respectively. Then S_2 emits another

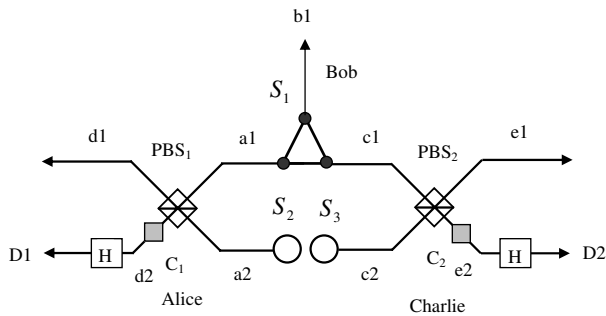


FIG. 1: A schematic drawing of our ECP with charge detectors. S_1 is the less entanglement source and S_2 and S_3 are the single electron sources. C_1 and C_2 are charge detectors. PBS_1 and PBS_2 transmit the spin up $|\uparrow\rangle$ component and reflect the spin down $|\downarrow\rangle$ component. $a1, b1, c1$, etc. are the different spatial modes.

single flying charge qubit and sends it to Alice with the form

$$|\Phi\rangle_{a2} = \frac{\alpha}{\sqrt{|\alpha|^2 + |\beta|^2}} |\uparrow\rangle_{a2} + \frac{\beta}{\sqrt{|\alpha|^2 + |\beta|^2}} |\downarrow\rangle_{a2}. \quad (2)$$

The less-entangled W state combined with the flying qubit can be described as

$$\begin{aligned} |\Psi\rangle &= |\Phi\rangle_{a1b1c1} \otimes |\Phi\rangle_{a2} = (\alpha |\downarrow\rangle_{a1} |\uparrow\rangle_{b1} |\uparrow\rangle_{c1} + \beta |\uparrow\rangle_{a1} |\downarrow\rangle_{b1} |\uparrow\rangle_{c1} + \gamma |\uparrow\rangle_{a1} |\uparrow\rangle_{b1} |\downarrow\rangle_{c1}) \\ &\otimes \left(\frac{\alpha}{\sqrt{|\alpha|^2 + |\beta|^2}} |\uparrow\rangle_{a2} + \frac{\beta}{\sqrt{|\alpha|^2 + |\beta|^2}} |\downarrow\rangle_{a2} \right) \\ &= \frac{\alpha^2}{\sqrt{|\alpha|^2 + |\beta|^2}} |\downarrow\rangle_{a1} |\uparrow\rangle_{a2} |\uparrow\rangle_{b1} |\uparrow\rangle_{c1} \\ &+ \frac{\beta^2}{\sqrt{|\alpha|^2 + |\beta|^2}} |\uparrow\rangle_{a1} |\downarrow\rangle_{a2} |\downarrow\rangle_{b1} |\uparrow\rangle_{c1} \\ &+ \frac{\alpha\gamma}{\sqrt{|\alpha|^2 + |\beta|^2}} |\uparrow\rangle_{a1} |\uparrow\rangle_{a2} |\uparrow\rangle_{b1} |\downarrow\rangle_{c1} \\ &+ \frac{\beta\gamma}{\sqrt{|\alpha|^2 + |\beta|^2}} |\uparrow\rangle_{a1} |\downarrow\rangle_{a2} |\uparrow\rangle_{b1} |\downarrow\rangle_{c1} \\ &+ \frac{\alpha\beta}{\sqrt{|\alpha|^2 + |\beta|^2}} |\downarrow\rangle_{a1} |\downarrow\rangle_{a2} |\uparrow\rangle_{b1} |\uparrow\rangle_{c1} \\ &+ \frac{\alpha\beta}{\sqrt{|\alpha|^2 + |\beta|^2}} |\uparrow\rangle_{a1} |\uparrow\rangle_{a2} |\downarrow\rangle_{b1} |\uparrow\rangle_{c1}. \end{aligned} \quad (3)$$

Alice lets the electrons in the spatial modes $a1$ and $a2$ pass through the PBS_1 , which can transmit the spin up $|\uparrow\rangle$ and reflect the spin down $|\downarrow\rangle$, respectively. From Eq. (3), after the electrons passing through the charge detector C_1 , one can find that the item $|\downarrow\rangle_{a1} |\uparrow\rangle_{a2} |\uparrow\rangle_{b1} |\uparrow\rangle_{c1}$ will lead C_1 get none electron. The items $|\uparrow\rangle_{a1} |\downarrow\rangle_{a2} |\downarrow\rangle_{b1} |\uparrow\rangle_{c1}$ and $|\uparrow\rangle_{a1} |\downarrow\rangle_{a2} |\uparrow\rangle_{b1} |\downarrow\rangle_{c1}$ will lead C_1 get both electrons. The items $|\uparrow\rangle_{a1} |\uparrow\rangle_{a2} |\uparrow\rangle_{b1} |\downarrow\rangle_{c1}$, $|\downarrow\rangle_{a1} |\downarrow\rangle_{a2} |\uparrow\rangle_{b1} |\uparrow\rangle_{c1}$ and $|\uparrow\rangle_{a1} |\uparrow\rangle_{a2} |\downarrow\rangle_{b1} |\uparrow\rangle_{c1}$ will lead C_1 get only one electron. Then, if Alice chooses the cases that the charge detector C_1 only obtains one electron, Eq. (3) will become

$$\begin{aligned} |\Psi'\rangle &= \frac{\alpha\gamma}{\sqrt{|\alpha|^2 + |\beta|^2}} |\uparrow\rangle_{d1} |\uparrow\rangle_{d2} |\uparrow\rangle_{b1} |\downarrow\rangle_{c1} \\ &+ \frac{\alpha\beta}{\sqrt{|\alpha|^2 + |\beta|^2}} |\downarrow\rangle_{d1} |\downarrow\rangle_{d2} |\uparrow\rangle_{b1} |\uparrow\rangle_{c1} \\ &+ \frac{\alpha\beta}{\sqrt{|\alpha|^2 + |\beta|^2}} |\uparrow\rangle_{d1} |\uparrow\rangle_{d2} |\downarrow\rangle_{b1} |\uparrow\rangle_{c1}, \end{aligned} \quad (4)$$

with the probability

$$P_1 = \frac{|\alpha|^2(|\gamma|^2 + 2|\beta|^2)}{|\alpha|^2 + |\beta|^2}. \quad (5)$$

$|\Psi'\rangle$ can be normalized as

$$|\Psi''\rangle = \frac{\gamma}{\sqrt{|\gamma|^2 + 2|\beta|^2}} |\uparrow\rangle_{d1} |\uparrow\rangle_{d2} |\uparrow\rangle_{b1} |\downarrow\rangle_{c1}$$

$$\begin{aligned}
& + \frac{\beta}{\sqrt{|\gamma|^2 + 2|\beta|^2}} |\downarrow\rangle_{d1} |\downarrow\rangle_{d2} |\uparrow\rangle_{b1} |\uparrow\rangle_{c1} \\
& + \frac{\beta}{\sqrt{|\gamma|^2 + 2|\beta|^2}} |\uparrow\rangle_{d1} |\uparrow\rangle_{d2} |\downarrow\rangle_{b1} |\uparrow\rangle_{c1}. \quad (6)
\end{aligned}$$

Then Alice takes the Hadamard operation (H) on the electron in mode d2, which can make

$$\begin{aligned}
|\uparrow\rangle & \rightarrow \frac{1}{\sqrt{2}}(|\uparrow\rangle + |\downarrow\rangle), \\
|\downarrow\rangle & \rightarrow \frac{1}{\sqrt{2}}(|\uparrow\rangle - |\downarrow\rangle). \quad (7)
\end{aligned}$$

Finally, Alice measures the electron in the detector D₁ on the $\{|\uparrow\rangle, |\downarrow\rangle\}$ basis. It can be found if the measurement result is $|\uparrow\rangle$, they will get

$$\begin{aligned}
|\Phi_1\rangle_{d1b1c1} & = \frac{\gamma}{\sqrt{|\gamma|^2 + 2|\beta|^2}} |\uparrow\rangle_{d1} |\uparrow\rangle_{b1} |\downarrow\rangle_{c1} \\
& + \frac{\beta}{\sqrt{|\gamma|^2 + 2|\beta|^2}} |\downarrow\rangle_{d1} |\uparrow\rangle_{b1} |\uparrow\rangle_{c1} \\
& + \frac{\beta}{\sqrt{|\gamma|^2 + 2|\beta|^2}} |\uparrow\rangle_{d1} |\downarrow\rangle_{b1} |\uparrow\rangle_{c1}, \quad (8)
\end{aligned}$$

while if the measurement result is $|\downarrow\rangle$, they will get

$$\begin{aligned}
|\Phi_2\rangle_{d1b1c1} & = \frac{\gamma}{\sqrt{|\gamma|^2 + 2|\beta|^2}} |\uparrow\rangle_{d1} |\uparrow\rangle_{b1} |\downarrow\rangle_{c1} \\
& - \frac{\beta}{\sqrt{|\gamma|^2 + 2|\beta|^2}} |\downarrow\rangle_{d1} |\uparrow\rangle_{b1} |\uparrow\rangle_{c1} \\
& + \frac{\beta}{\sqrt{|\gamma|^2 + 2|\beta|^2}} |\uparrow\rangle_{d1} |\downarrow\rangle_{b1} |\uparrow\rangle_{c1}. \quad (9)
\end{aligned}$$

If they got $|\Phi_2\rangle_{d1b1c1}$, one of the three parties, say Alice, Bob or Charlie only should perform a local phase rotation operation on her or his electron, they can get $|\Phi_1\rangle_{d1b1c1}$.

After Alice gets the $|\Phi_1\rangle$ successfully, we start the second concentration step. The electron source S₃ emits another single electron and sends it to Charlie in the spatial mode c2. The single electron is with the form

$$|\Phi\rangle_{c2} = \frac{\beta}{\sqrt{|\gamma|^2 + |\beta|^2}} |\downarrow\rangle_{c2} + \frac{\gamma}{\sqrt{|\gamma|^2 + |\beta|^2}} |\uparrow\rangle_{c2} \quad (10)$$

After Charlie receives the single mobile electron, the whole system can be described as:

$$\begin{aligned}
& |\Phi_1\rangle_{d1b1c1} \otimes |\Phi\rangle_{c2} \\
& = \frac{\beta\gamma}{\sqrt{|\gamma|^2 + 2|\beta|^2} \sqrt{|\gamma|^2 + |\beta|^2}} |\uparrow\rangle_{d1} |\uparrow\rangle_{b1} |\downarrow\rangle_{c1} |\downarrow\rangle_{c2} \\
& + \frac{\gamma^2}{\sqrt{|\gamma|^2 + 2|\beta|^2} \sqrt{|\gamma|^2 + |\beta|^2}} |\uparrow\rangle_{d1} |\uparrow\rangle_{b1} |\downarrow\rangle_{c1} |\uparrow\rangle_{c2} \\
& + \frac{\beta^2}{\sqrt{|\gamma|^2 + 2|\beta|^2} \sqrt{|\gamma|^2 + |\beta|^2}} |\downarrow\rangle_{d1} |\uparrow\rangle_{b1} |\uparrow\rangle_{c1} |\downarrow\rangle_{c2} \\
& + \frac{\beta\gamma}{\sqrt{|\gamma|^2 + 2|\beta|^2} \sqrt{|\gamma|^2 + |\beta|^2}} |\downarrow\rangle_{d1} |\uparrow\rangle_{b1} |\uparrow\rangle_{c1} |\uparrow\rangle_{c2}
\end{aligned}$$

$$\begin{aligned}
& + \frac{\beta^2}{\sqrt{|\gamma|^2 + 2|\beta|^2} \sqrt{|\gamma|^2 + |\beta|^2}} |\uparrow\rangle_{d1} |\downarrow\rangle_{b1} |\uparrow\rangle_{c1} |\downarrow\rangle_{c2} \\
& + \frac{\beta\gamma}{\sqrt{|\gamma|^2 + 2|\beta|^2} \sqrt{|\gamma|^2 + |\beta|^2}} |\uparrow\rangle_{d1} |\downarrow\rangle_{b1} |\uparrow\rangle_{c1} |\uparrow\rangle_{c2}. \quad (11)
\end{aligned}$$

Then, Charlie makes the electrons in the spatial modes c1 and c2 pass through the PBS₂. It is interesting to find that items $|\uparrow\rangle_{d1} |\uparrow\rangle_{b1} |\downarrow\rangle_{c1} |\uparrow\rangle_{c2}$ will lead both the two electrons in Charlie's location in the spatial mode e1, which makes the charge detector C₂ cannot detect any electrons. The items $|\downarrow\rangle_{d1} |\uparrow\rangle_{b1} |\uparrow\rangle_{c1} |\downarrow\rangle_{c2}$ and $|\uparrow\rangle_{d1} |\downarrow\rangle_{b1} |\uparrow\rangle_{c1} |\downarrow\rangle_{c2}$ will lead both the two electrons in the e2 mode, which makes the charge detector C₂ detect two electrons. All the three items $|\uparrow\rangle_{d1} |\uparrow\rangle_{b1} |\downarrow\rangle_{c1} |\downarrow\rangle_{c2}$, $|\downarrow\rangle_{d1} |\uparrow\rangle_{b1} |\uparrow\rangle_{c1} |\uparrow\rangle_{c2}$ and $|\uparrow\rangle_{d1} |\downarrow\rangle_{b1} |\uparrow\rangle_{c1} |\uparrow\rangle_{c2}$ make the spatial mode e2 contains only one electron, which makes the detector C₂ detect exactly one electron. Then Charlie selects the items which makes C₂ detect only one electron, then the whole state will essentially collapse to the four-electron maximally entangled W state:

$$\begin{aligned}
|\Psi'''\rangle & = \frac{1}{\sqrt{3}}(|\uparrow\rangle_{d1} |\uparrow\rangle_{b1} |\downarrow\rangle_{e1} |\downarrow\rangle_{e2} \\
& + |\downarrow\rangle_{d1} |\uparrow\rangle_{b1} |\uparrow\rangle_{e1} |\uparrow\rangle_{e2} + |\uparrow\rangle_{d1} |\downarrow\rangle_{b1} |\uparrow\rangle_{e1} |\uparrow\rangle_{e2}), \quad (12)
\end{aligned}$$

with the probability of

$$P_2 = \frac{3|\beta|^2|\gamma|^2}{(|\gamma|^2 + |\beta|^2)(|\gamma|^2 + 2|\beta|^2)}, \quad (13)$$

where the subscription 2 means in the second concentration step.

Then, similar to the first step, Charlie performs the Hadamard operation on the electron in the e2 mode. After the Hadamard operation, he detects the electron in the e2 mode on the $\{|\uparrow\rangle, |\downarrow\rangle\}$ basis by the detector D₂. If the measurement result is $|\uparrow\rangle$, they will get

$$\begin{aligned}
|\Phi_1\rangle_{d1b1e1} & = \frac{1}{\sqrt{3}}(|\uparrow\rangle_{d1} |\uparrow\rangle_{b1} |\downarrow\rangle_{e1} \\
& + |\downarrow\rangle_{d1} |\uparrow\rangle_{b1} |\uparrow\rangle_{e1} + |\uparrow\rangle_{d1} |\downarrow\rangle_{b1} |\uparrow\rangle_{e1}). \quad (14)
\end{aligned}$$

Otherwise, if the measurement result is $|\downarrow\rangle$, they will get

$$\begin{aligned}
|\Phi_2\rangle_{d1b1e1} & = \frac{1}{\sqrt{3}}(-|\uparrow\rangle_{d1} |\uparrow\rangle_{b1} |\downarrow\rangle_{e1} \\
& + |\downarrow\rangle_{d1} |\uparrow\rangle_{b1} |\uparrow\rangle_{e1} + |\uparrow\rangle_{d1} |\downarrow\rangle_{b1} |\uparrow\rangle_{e1}). \quad (15)
\end{aligned}$$

In this case, one of the three parties, say Alice, Bob or Charlie should perform a local phase rotation operation on her or his electron, then they can get $|\Phi_1\rangle_{d1b1e1}$. So far, the whole ECP is completed. We can calculate its

total success probability, which equals the product of the probability in each concentration step as

$$P = P_1 P_2 = \frac{(|\gamma|^2 + 2|\beta|^2)}{|\alpha|^2 + |\beta|^2} \cdot \frac{3|\beta|^2|\gamma|^2}{(|\gamma|^2 + |\beta|^2)(|\gamma|^2 + 2|\beta|^2)} \\ = \frac{3|\alpha|^2|\beta|^2|\gamma|^2}{(|\alpha|^2 + |\beta|^2)(|\gamma|^2 + |\beta|^2)}. \quad (16)$$

III. THE SECOND ECP WITH COMPLETE PARITY CHECK GATE

By far, we have described our ECP with PBSs and charge detectors. In fact, in the ECP, PBS combined with charge detectors acts the role of parity checking. During the above description, Alice and Charlie essentially pick up the even parity states $|\uparrow\rangle|\uparrow\rangle$ and $|\downarrow\rangle|\downarrow\rangle$, but discard the odd parity states $|\uparrow\rangle|\downarrow\rangle$ and $|\downarrow\rangle|\uparrow\rangle$, for after the PBS, the $|\uparrow\rangle|\downarrow\rangle$ and $|\downarrow\rangle|\uparrow\rangle$ will lead the two electrons both in the same spatial mode. We take Eq. (3) as an example. One can find that the item $|\downarrow\rangle_{a1}|\uparrow\rangle_{a2}|\uparrow\rangle_{b1}|\uparrow\rangle_{c1}$ will lead C_1 get none electron, and the items $|\uparrow\rangle_{a1}|\downarrow\rangle_{a2}|\downarrow\rangle_{b1}|\uparrow\rangle_{c1}$ and $|\uparrow\rangle_{a1}|\downarrow\rangle_{a2}|\uparrow\rangle_{b1}|\downarrow\rangle_{c1}$ will lead C_1 get both electrons. Therefore, as only one PBS combined with charge detector can only pick up the even parity states but has to discard the odd states, it cannot make a complete parity check.

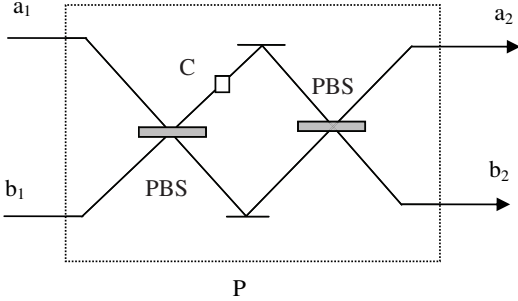


FIG. 2: A schematic drawing of our complete parity check gate (P). It is also shown in Ref. [29]. It can completely distinguish the even parity states $|\uparrow\rangle|\uparrow\rangle$ and $|\downarrow\rangle|\downarrow\rangle$ from the odd parity states $|\uparrow\rangle|\downarrow\rangle$ and $|\downarrow\rangle|\uparrow\rangle$.

In this section, we will describe another ECP with the complete parity check gate. Before we start to explain this ECP, we briefly explain the complete parity check, as shown in Fig. 2. In fact, this parity check has been studied for several years to construct the controlled-not (CNOT) gate [29], and perform the entanglement concentration and purification [33]. From Fig. 2, We suppose that two electrons $|\varphi_1\rangle = \alpha_1|\uparrow\rangle_{a1} + \beta_1|\downarrow\rangle_{a1}$ and $|\varphi_2\rangle = \alpha_2|\uparrow\rangle_{b1} + \beta_2|\downarrow\rangle_{b1}$ enter the complete parity check gate from the spatial modes $a1$ and $b1$, respectively. The whole state can be described as

$$|\varphi_1\rangle \otimes |\varphi_2\rangle = (\alpha_1|\uparrow\rangle_{a1} + \beta_1|\downarrow\rangle_{a1}) \otimes (\alpha_2|\uparrow\rangle_{b1} + \beta_2|\downarrow\rangle_{b1})$$

$$= \alpha_1\alpha_2|\uparrow\rangle_{a1}|\uparrow\rangle_{b1} + \beta_1\beta_2|\downarrow\rangle_{a1}|\downarrow\rangle_{b1} \\ + \alpha_1\beta_2|\uparrow\rangle_{a1}|\downarrow\rangle_{b1} + \beta_1\alpha_2|\downarrow\rangle_{a1}|\uparrow\rangle_{b1}. \quad (17)$$

It is obvious that items $\alpha_1\alpha_2|\uparrow\rangle_{a1}|\uparrow\rangle_{b1} + \beta_1\beta_2|\downarrow\rangle_{a1}|\downarrow\rangle_{b1}$ will lead $C = 1$. After the complete parity check gate, they will finally convert to $\alpha_1\alpha_2|\uparrow\rangle_{a2}|\uparrow\rangle_{b2} + \beta_1\beta_2|\downarrow\rangle_{a2}|\downarrow\rangle_{b2}$. The items $\alpha_1\beta_2|\uparrow\rangle_{a1}|\downarrow\rangle_{b1} + \beta_1\alpha_2|\downarrow\rangle_{a1}|\uparrow\rangle_{b1}$ will lead $C = 0$. After the complete parity check gate, they will become $\alpha_1\beta_2|\uparrow\rangle_{a2}|\downarrow\rangle_{b2} + \beta_1\alpha_2|\downarrow\rangle_{a2}|\uparrow\rangle_{b2}$. That is to say, the gate can completely distinguish the even parity state $\alpha_1\alpha_2|\uparrow\rangle_{a1}|\uparrow\rangle_{b1} + \beta_1\beta_2|\downarrow\rangle_{a1}|\downarrow\rangle_{b1}$ from the odd parity state $\alpha_1\beta_2|\uparrow\rangle_{a1}|\downarrow\rangle_{b1} + \beta_1\alpha_2|\downarrow\rangle_{a1}|\uparrow\rangle_{b1}$.

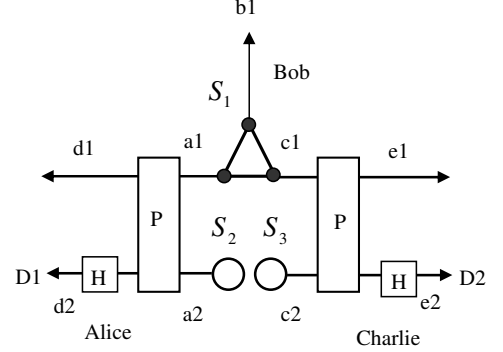


FIG. 3: A schematic drawing of our ECP with P gates. We adopt the P gates shown in Fig. 2 to replace the PBSs to reconstruct this ECP and make it have higher success probability.

Now we use the complete parity check gate to substitute the PBS to reperform the ECP. We denote it as P gate in Fig. 2. From Eq. (3), Alice makes the electrons in $a1$ and $a2$ modes pass through the P gate. After the P gate, if the charge detector shows $C = 1$, they will get the same state in Eq. (4), which can be finally converted to Eq. (8) or Eq. (9) following the same step described above. On the other hand, if the charge detector shows $C = 0$, they will get a four-electron less-entangled state as

$$|\Psi_1\rangle'_{d1d2b1c1} = \frac{\alpha^2}{\sqrt{|\alpha|^2 + |\beta|^2}} |\downarrow\rangle_{d1} |\uparrow\rangle_{d2} |\uparrow\rangle_{b1} |\uparrow\rangle_{c1} \\ + \frac{\beta^2}{\sqrt{|\alpha|^2 + |\beta|^2}} |\uparrow\rangle_{d1} |\downarrow\rangle_{d2} |\downarrow\rangle_{b1} |\uparrow\rangle_{c1} \\ + \frac{\beta\gamma}{\sqrt{|\alpha|^2 + |\beta|^2}} |\uparrow\rangle_{d1} |\downarrow\rangle_{d2} |\uparrow\rangle_{b1} |\downarrow\rangle_{c1}. \quad (18)$$

Then, Alice measures the electron in $d2$ mode on the $\{|\uparrow\rangle, |\downarrow\rangle\}$ basis. After the Hadamard operation, Eq. (18) will convert to another less-entangled W state of the form

$$|\Psi_1^\pm\rangle'_{a1b1c1} = \alpha' |\downarrow\rangle_{a1} |\uparrow\rangle_{b1} |\uparrow\rangle_{c1} \pm \beta' |\uparrow\rangle_{a1} |\downarrow\rangle_{b1} |\uparrow\rangle_{c1} \\ \pm \gamma' |\uparrow\rangle_{a1} |\uparrow\rangle_{b1} |\downarrow\rangle_{c1}, \quad (19)$$

with

$$\begin{aligned}\alpha' &= \frac{\alpha^4}{\sqrt{|\alpha|^4 + |\beta|^4 + |\beta|^2|\gamma|^2}}, \\ \beta' &= \frac{\beta^4}{\sqrt{|\alpha|^4 + |\beta|^4 + |\beta|^2|\gamma|^2}}, \\ \gamma' &= \frac{\beta^2\gamma^2}{\sqrt{|\alpha|^4 + |\beta|^4 + |\beta|^2|\gamma|^2}}.\end{aligned}\quad (20)$$

'+' or '-' depends on the measurement results. If the measurement result of D1 is $|\uparrow\rangle$, it is '+', otherwise, it is '-'. The state $|\Psi_1^\pm\rangle'_{a1b1c1}$ can be reconcentrated with the same principle. Alice only needs to prepare another single electron state from S_2 of the form

$$|\Phi\rangle'_{a2} = \frac{\alpha'}{\sqrt{|\alpha'|^2 + |\beta'|^2}}|\uparrow\rangle_{a2} + \frac{\beta'}{\sqrt{|\alpha'|^2 + |\beta'|^2}}|\downarrow\rangle_{a2}.\quad (21)$$

After making the electrons in the a1 and a2 modes pass through the P gate, if the charge detector shows $C = 1$, the combination $|\Phi\rangle'_{a2} \otimes |\Psi_1^\pm\rangle'_{a1b1c1}$ will become

$$\begin{aligned}|\Psi_1\rangle' &= \frac{\alpha'\gamma'}{\sqrt{|\alpha'|^2 + |\beta'|^2}}|\uparrow\rangle_{d1}|\uparrow\rangle_{d2}|\uparrow\rangle_{b1}|\downarrow\rangle_{c1} \\ &+ \frac{\alpha'\beta'}{\sqrt{|\alpha'|^2 + |\beta'|^2}}|\downarrow\rangle_{d1}|\downarrow\rangle_{d2}|\uparrow\rangle_{b1}|\uparrow\rangle_{c1} \\ &+ \frac{\alpha'\beta'}{\sqrt{|\alpha'|^2 + |\beta'|^2}}|\uparrow\rangle_{d1}|\uparrow\rangle_{d2}|\downarrow\rangle_{b1}|\uparrow\rangle_{c1}.\end{aligned}\quad (22)$$

Otherwise, if $C = 0$, they will ultimately get another less-entangled W state as

$$\begin{aligned}|\Psi_1^\pm\rangle''_{a1b1c1} &= \alpha''|\downarrow\rangle_{a1}|\uparrow\rangle_{b1}|\uparrow\rangle_{c1} \pm \beta''|\uparrow\rangle_{a1}|\downarrow\rangle_{b1}|\uparrow\rangle_{c1} \\ &\pm \gamma''|\uparrow\rangle_{a1}|\uparrow\rangle_{b1}|\downarrow\rangle_{c1},\end{aligned}\quad (23)$$

with

$$\begin{aligned}\alpha'' &= \frac{\alpha'^4}{\sqrt{|\alpha'|^4 + |\beta'|^4 + |\beta'|^2|\gamma'|^2}}, \\ \beta'' &= \frac{\beta'^4}{\sqrt{|\alpha'|^4 + |\beta'|^4 + |\beta'|^2|\gamma'|^2}}, \\ \gamma'' &= \frac{\beta'^2\gamma'^2}{\sqrt{|\alpha'|^4 + |\beta'|^4 + |\beta'|^2|\gamma'|^2}}.\end{aligned}\quad (24)$$

In this way, they can repeat the whole protocol to get a higher success probability. We can calculate the success probability in the second round as

$$P_2^1 = \frac{|\alpha|^4(|\beta|^2|\gamma|^2 + 2|\beta|^4)}{(|\alpha|^4 + |\beta|^4)(|\alpha|^2 + |\beta|^2)}.\quad (25)$$

We can also calculate the success probability in the third and other round as

$$P_3^1 = \frac{|\alpha|^8(|\beta|^6|\gamma|^2 + 2|\beta|^8)}{(|\alpha|^8 + |\beta|^8)(|\alpha|^4 + |\beta|^4)(|\alpha|^2 + |\beta|^2)},$$

...

$$P_N^1 = \frac{|\alpha|^{2^N}(|\beta|^{2^N-2}|\gamma|^2 + 2|\beta|^{2^N})}{(|\alpha|^{2^N} + |\beta|^{2^N})(|\alpha|^{2^{N-1}} + |\beta|^{2^{N-1}}) \cdots (|\alpha|^2 + |\beta|^2)}.\quad (26)$$

Here the superscription "1" means the first step performed by Alice. The subscription "1", "2", "3", ..., "N" is the iteration number. Then the total success probability of the first concentration step equals the sum of the probability in each round, which can be written as

$$P^1 = \sum_{N=1}^{\infty} P_N^1.\quad (27)$$

The same principle can also be used in Charlie's location. For example, after passing through the P gate, if $C = 1$, $|\Phi_1\rangle_{d1b1c1} \otimes |\Phi\rangle_{c2}$ will become the maximally entangled W state. Otherwise, if $C = 0$, they will get

$$\begin{aligned}|\Psi_2\rangle'_{d1b1c1e2} &= \frac{\gamma^2}{\sqrt{|\gamma|^2 + 2|\beta|^2}\sqrt{|\gamma|^2 + |\beta|^2}}|\uparrow\rangle_{d1}|\uparrow\rangle_{b1}|\downarrow\rangle_{c1}|\uparrow\rangle_{e2} \\ &+ \frac{\beta^2}{\sqrt{|\gamma|^2 + 2|\beta|^2}\sqrt{|\gamma|^2 + |\beta|^2}}|\downarrow\rangle_{d1}|\uparrow\rangle_{b1}|\uparrow\rangle_{c1}|\downarrow\rangle_{e2} \\ &+ \frac{\beta^2}{\sqrt{|\gamma|^2 + 2|\beta|^2}\sqrt{|\gamma|^2 + |\beta|^2}}|\uparrow\rangle_{d1}|\downarrow\rangle_{b1}|\uparrow\rangle_{c1}|\downarrow\rangle_{e2}.\end{aligned}\quad (28)$$

After performing the Hadamard operation and measuring the electron in e2 mode, it will become

$$\begin{aligned}|\Psi_2^\pm\rangle'_{d1b1c1} &= \gamma''|\uparrow\rangle_{d1}|\uparrow\rangle_{b1}|\downarrow\rangle_{c1} \pm \beta''|\downarrow\rangle_{d1}|\uparrow\rangle_{b1}|\uparrow\rangle_{c1} \\ &\pm \beta''|\uparrow\rangle_{d1}|\downarrow\rangle_{b1}|\uparrow\rangle_{c1},\end{aligned}\quad (29)$$

with

$$\begin{aligned}\gamma'' &= \frac{\gamma^2}{\sqrt{|\gamma|^4 + 2|\beta|^4}}, \\ \beta'' &= \frac{\beta^2}{\sqrt{|\gamma|^4 + 2|\beta|^4}}.\end{aligned}\quad (30)$$

'+' or '-' depends on the measurement result. If the measurement result in D2 is $|\uparrow\rangle$, it is '+', otherwise, it is '-'. If they get $|\Psi_2^\pm\rangle'_{d1b1c1}$, they only need to prepare another single electron of the form

$$|\Phi'\rangle_{c2} = \frac{\beta^2}{\sqrt{|\gamma|^4 + |\beta|^4}}|\downarrow\rangle_{c2} + \frac{\gamma^2}{\sqrt{|\gamma|^4 + |\beta|^4}}|\uparrow\rangle_{c2}.\quad (31)$$

Following the same principle described above, the combination state $|\Psi_2^\pm\rangle'_{d1b1c1} \otimes |\Phi'\rangle_{c2}$ can also ultimately become the maximally entangled W state with some probability. In this way, we have proved that the second concentration step can also be repeated to get a higher success probability. We can calculate the success probability

in each concentration round as

$$\begin{aligned}
P_1^2 &= \frac{3|\beta|^2|\gamma|^2}{(|\gamma|^2 + |\beta|^2)(|\gamma|^2 + 2|\beta|^2)}, \\
P_2^2 &= \frac{3|\beta|^4|\gamma|^4}{(|\gamma|^2 + 2|\beta|^2)(|\gamma|^4 + |\beta|^4)(|\gamma|^2 + |\beta|^2)}, \\
P_3^2 &= \frac{3|\beta|^8|\gamma|^8}{(|\gamma|^2 + 2|\beta|^2)(|\gamma|^8 + |\beta|^8)(|\gamma|^4 + |\beta|^4)(|\gamma|^2 + |\beta|^2)}, \\
&\dots \\
P_M^2 &= \frac{3|\beta|^{2M}|\gamma|^{2M}}{(|\gamma|^{2M} + |\beta|^{2M})(|\gamma|^{2M-1} + |\beta|^{2M-1}) \dots (|\gamma|^2 + |\beta|^2)} \\
&\cdot \frac{1}{(|\gamma|^2 + 2|\beta|^2)}. \tag{32}
\end{aligned}$$

Here the superscription "2" means the second step performed by Charlie. The subscription "1", "2", "3", ..., "M" is the iteration number. The total success probability of the second concentration step equals the sum of the probability in each round, which can be written as

$$P^2 = \sum_{M=1}^{\infty} P_M^2 \tag{33}$$

Finally, the total success probability of the whole ECP equals the product of the probability in each two concentration step as

$$P_T = \sum_{N=1}^{\infty} P_N^1 \sum_{M=1}^{\infty} P_M^2. \tag{34}$$

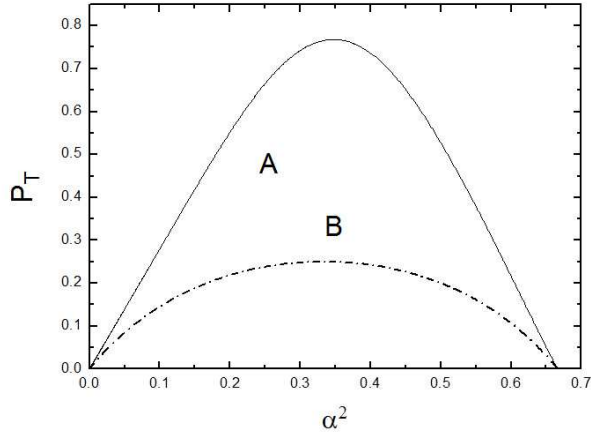


FIG. 4: The total success probability P_T for getting a maximally entangled W state is altered with the initial coefficient α^2 . Here, we choose $\beta^2 = \frac{1}{3}$, $\alpha^2 \in (0, \frac{2}{3})$. Curve A represents the total success probability of the second ECP, while Curve B represents that of the first ECP. In the curve A, for numerical simulation, we choose $N = M = 3$ for the approximation.

The total success probability of the two ECPs as a function of the α^2 is shown in Fig. 4. We choose $\beta^2 =$

$\frac{1}{3}$, and change $\alpha^2 \in (0, \frac{2}{3})$. For the second ECP, we choose $N = M = 3$ for a good numerical simulation. It is shown that when $\alpha^2 \in (0, \frac{1}{3})$ both success probability monotonic increase with α^2 . They both have a maximally value when $\alpha^2 = \frac{1}{3}$. Moreover, it is obvious that by repeating the second ECP, the total success probability can be increased largely.

IV. DISCUSSION AND SUMMARY

By far, we have fully described our two ECPs for three-electron less-entangled W states. The two ECPs only need one pair of less-entangled W state, while other ECPs require two pairs of such states. It makes our two ECPs more economic than others. In the first ECP, we adopt the PBS combined with the charge detector to pick up the even parity states. However, the odd parity states have to be discarded. Therefore, it is not an optimal ECP. The second ECP is an improved protocol. In the second ECP, with the help of two PBSs and charge detectors, both the even parity states and the odd parity states can be remained. By repeating the ECP, the odd parity states can be reconcentrated to the maximally entangled states with some probability. So the whole protocol can reach a higher success probability than the first protocol. Certainly, in both ECPs, we should know the exact coefficients α , β and γ in advance to prepare the auxiliary single electron state. According to Ref. [23], in a practical concentration, the exact initial coefficients can be obtained by measuring enough amount of initial less-entangled samples[23].

Charge detection has played a prominent role in constructing the parity check gate. In fact, in Refs. [18, 19], the optical PBS can also act as the role of the parity check gate. However, in their protocols, after the photons passing through the PBS, one has to use the sophisticated single-photon detectors to ensure both spatial modes exactly contain only one photon. Moreover, the electrons will be destroyed if it is detected by the detector, which is so called the post-selection principle. Interestingly, in our first protocol, the charge detector essentially acts the similar role as the sophisticated single-photon detector. If its measurement result is $C = 1$, the two spatial modes will exactly contain one electron. Moreover, the charge detection can not destroy the electron, that is to say, after the charge detection, the electrons can be remained for other application. Under present experimental conditions, the charge detection can be realized by means of the point contacts in a two-dimensional electron gas [45]. Elzerman *et al.* once showed that the current achievable time resolution for the charge detection is μs [44]. Trauzettel *et al.* put forward a protocol for realizing such charge parity meter by using two double quantum dots along side a quantum point contact [38]. Mao *et al.* proposed a more universal method to realize such device [46]. Another important element of these ECPs is the PBS in spin. Ref. [47] described a such device with the help of

the beam splitters and the electric field. The total efficiency of the PBS can reach 100% in principle. In 2004, based on the PBS in spin, the electrical quantum computation protocol with mobile spin qubits was proposed [48].

In summary, we have proposed two ECPs for three-electron less-entangled W state with the help of the charge detection. Both the two protocols only require one pair of less-entangled W state, which makes them more economical. In the first ECP, by picking up the even parity states, but discarding the odd parity states, we can ultimately obtain the maximally entangled W state with some success probability. The second ECP is an improved one, for it can be used repeatedly to reconcentrate the odd parity states and obtain a higher success probability. These features will make these ECPs have a

practical application in current solid quantum computation and communication.

ACKNOWLEDGEMENTS

This work is supported by the National Natural Science Foundation of China under Grant No. 11104159, and 61201164, Open Research Fund Program of the State Key Laboratory of Low-Dimensional Quantum Physics Scientific, Tsinghua University, Open Research Fund Program of National Laboratory of Solid State Microstructures under Grant No. M25020 and M25022, A Project Funded by the Priority Academic Program Development of Jiangsu Higher Education Institutions.

-
- [1] Gisin N., Ribordy G., Tittel W., Zbinden H.: Quantum cryptography. *Rev. Mod. Phys.* **74**, 145 (2002).
 - [2] Bennett C.H., Brassard G., Crepeau C., Jozsa R., Peres A., Wootters W.K.: Teleporting an unknown quantum state via dual classical and Einstein-Podolsky-Rosen channels. *Phys. Rev. Lett.* **70**, 1895 (1993).
 - [3] Ekert A.K.: Quantum cryptography based on Bells theorem. *Phys. Rev. Lett.* **67**, 661 (1991).
 - [4] Long G.L., Liu X.S.: Theoretically efficient high-capacity quantum-key-distribution scheme. *Phys. Rev. A* **65**, 032302 (2002).
 - [5] Bennett C.H., Wiesner S.J.: Communication via one- and two-particle operators on Einstein-Podolsky-Rosen states. *Phys. Rev. Lett.* **69**, 2881 (1992).
 - [6] Liu X.S., Long G.L., Tong D.M., Feng L.: General scheme for superdense coding between multiparties. *Phys. Rev. A* **65**, 022304 (2002).
 - [7] Wang C., Deng F.G., Li Y.S., Liu X.S., Long G.L.: Quantum secure direct communication with high-dimension quantum superdense coding. *Phys. Rev. A* **71**, 044305 (2005).
 - [8] Deng F.G., Li X.H., Li C.Y., Zhou P., Zhou H.Y.: Multiparty quantum-state sharing of an arbitrary two-particle state with Einstein-Podolsky-Rosen pairs. *Phys. Rev. A* **72**, 044301 (2005).
 - [9] Deng F.G., Long G.L., Liu X.S.: Two-step quantum direct communication protocol using the Einstein-Podolsky-Rosen pair block. *Phys. Rev. A* **68**, 042317 (2003).
 - [10] Hillery M., Bužek V., Berthiaume A.: Quantum secret sharing. *Phys. Rev. A* **59**, 1829 (1999).
 - [11] Karlsson A., Koashi M., Imoto N.: Quantum entanglement for secret sharing and secret splitting. *Phys. Rev. A* **59**, 162 (1999).
 - [12] Xiao L., Long G.L., Deng F.G., Pan J.W.: Efficient multiparty quantum-secret-sharing schemes. *Phys. Rev. A* **69**, 052307 (2004).
 - [13] Pan J.W., Simon C., Zeller A.: Entanglement purification for quantum communication. *Nature (London)* **410**, 1067 (2001).
 - [14] Bennett C.H., Brassard G., Popescu S., Schumacher B., Smolin J.A., Wootters W.K.: Purification of noisy entanglement and faithful teleportation via noisy channels. *Phys. Rev. Lett.* **76**, 722 (1996).
 - [15] Bennett C.H., Bernstein H.J., Popescu S., Schumacher B.: Concentrating partial entanglement by local operations. *Phys. Rev. A* **53**, 2046 (1996).
 - [16] Bose S., Vedral V., Knight P.L.: Purification via entanglement swapping and conserved entanglement. *Phys. Rev. A* **60**, 194 (1999).
 - [17] Shi B.S., Jiang Y.K., Guo G.C.: Optimal entanglement purification via entanglement swapping. *Phys. Rev. A* **62**, 054301 (2000).
 - [18] Yamamoto T., Koashi M., Imoto N.: Concentration and purification scheme for two partially entangled photon pairs. *Phys. Rev. A* **64**, 012304 (2001).
 - [19] Zhao Z., Pan J.W., Zhan M.S.: Practical scheme for entanglement concentration. *Phys. Rev. A* **64**, 014301 (2001).
 - [20] Sheng Y.B., Deng F.G., Zhou H.Y.: Nonlocal entanglement concentration scheme for partially entangled multipartite systems with nonlinear optics. *Phys. Rev. A* **77**, 062325 (2008).
 - [21] Sheng Y.B., Deng F.G., Zhou H.Y.: Single-photon entanglement concentration for long distance quantum communication. *Quant. Inf. Comput.* **10**, 272 (2010).
 - [22] Sheng Y.B., Zhou L., Zhao S.M., Zheng B.Y.: Efficient single-photon-assisted entanglement concentration for partially entangled photon pairs. *Phys. Rev. A* **85**, 012307 (2012).
 - [23] Deng F.G.: Optimal nonlocal multipartite entanglement concentration based on projection measurements. *Phys. Rev. A* **85**, 022311 (2012).
 - [24] Cao Z.L., Yang M.: Entanglement distillation for three-particle W class states. *J. Phys. B* **36**, 4245 (2003).
 - [25] Zhang L.H., Yang M., Cao Z.L.: Entanglement concentration for unknown W class states. *Phys. A* **374**, 611 (2007).
 - [26] Wang H.F., Zhang S., Yeon K.H.: Linear optical scheme for entanglement concentration of two partially entangled three-photon W states. *Eur. Phys. J. D* **56**, 271(2010).
 - [27] Yildiz A.: Optimal distillation of three-qubit W states. *Phys. Rev. A* **82**, 012317 (2010).
 - [28] Sheng Y.B., Zhou L., Zhao S.M.: Efficient two-step en-

- tanglement concentration for arbitrary W states. Phys. Rev. A **85**, 044305 (2012).
- [29] Beenakker C.W.J., DiVincenzo D.P., Tmarty C., Kindermann M.: Charge detection enables free-electron quantum computation. Phys. Rev. Lett. **93**, 020501 (2004).
 - [30] Terhal B.M., DiVincenzo D.P.: Classical simulation of noninteracting-fermion quantum circuits. Phys. Rev. A, **65**, 032325 (2002).
 - [31] Zhang X.L., Feng M., Gao K. L.: Cluster-state preparation and multipartite entanglement analyzer with fermions. Phys. Rev. A **73**, 014301 (2006).
 - [32] Feng X.L., Kwek L.C., Oh C.H.: Electronic entanglement purification scheme enhanced by charge detections. Phys. Rev. A, **71**, 064301 (2005).
 - [33] Sheng Y.B., Deng F.G., Zhou H.Y.: Efficient polarization entanglement concentration for electrons with charge detection. Phys. Lett. A **373**, 1823 (2009).
 - [34] Sheng Y.B., Deng F.G., Long G.L.: Multipartite electronic entanglement purification with charge detection. Phys. Lett. A **375**, 396 (2010).
 - [35] Li T., Ren B.C., Wei H.R., Hua M., Deng F.G.: High-efficiency multipartite entanglement purification of electron-spin states with charge detection. Quant. Inf. Process. DOI 10.1007/s11128-012-0427-2 (2012).
 - [36] Wang C., Zhang Y., Ma H.Q.: Multipartite electronic entanglement purification using quantum-dot spin and microcavity system. Quant. Inf. Process. DOI: 10.1007/s11128-012-0397-4 (2012).
 - [37] Wang C.: Efficient entanglement concentration for partially entangled electrons using a quantum-dot and microcavity coupled system. Phys. Rev. A **86**, 012323 (2012).
 - [38] Trauzettel B., Jordan A.N., Beenakker C.W.J., Büttiker M.: Parity meter for charge qubits: an efficient quantum entangler. Phys. Rev. B **73**, 235331 (2006).
 - [39] Zilberberg O., Braunecker B., Loss D.: Controlled-NOT gate for multiparticle qubits and topological quantum computation based on parity measurements. Phys. Rev. A **77**, 012327 (2008).
 - [40] Ionicioiu R.: Entangling spins by measuring charge: a parity-gate toolbox. Phys. Rev. A **75**, 032339 (2007).
 - [41] Hu C.Y., Young A., O'Brien J.L., Munro W.J., Rarity J.G.: Giant optical Faraday rotation induced by a single-electron spin in a quantum dot: applications to entangling remote spins via a single photon. Phys. Rev. B **78**, 085307 (2008).
 - [42] Hu C.Y., Munro W.J., Rarity J.G.: Deterministic photon entangler using a charged quantum dot inside a microcavity. Phys. Rev. B **78**, 125318 (2008).
 - [43] Hu C.Y., Munro W.J., O'Brien J.L., Rarity J.G.: Proposed entanglement beam splitter using a quantum-dot spin in a double-sided optical microcavity. Phys. Rev. B **80**, 205326 (2009).
 - [44] Elzerman J.M., Hanson R., Willems van Beveren L.H., Vandersypen L.M.K., Kouwenhoven L.P.: Excited-state spectroscopy on a nearly closed quantum dot via charge detection. Appl. Phys. Lett. **84**, 4617 (2004).
 - [45] Field M., Smith C.G., Pepper M., Ritchie D.A., Frost J.E.F., Jones G.A.C., Hasko D.G.: Measurements of Coulomb blockade with a noninvasive voltage probe. Phys. Rev. Lett. **70**, 1311 (1993).
 - [46] Mao W., Averin D.V., Ruskov R., Korotkov A.N.: Mesoscopic quadratic quantum measurements. Phys. Rev. Lett. **93**, 056803 (2004).
 - [47] Ionicioiu R., D'Amico I.: Mesoscopic Stern-Gerlach device to polarize spin currents. Phys. Rev. B **67**, 041307(R) (2003).
 - [48] Popescu A. E., Ionicioiu R.: All-electrical quantum computation with mobile spin qubits. Phys. Rev. B **69**, 245422 (2004).