

Giant magnetocaloric effect in magnetically frustrated EuHo_2O_4 and EuDy_2O_4 compounds

A. Midya, N. Khan, D. Bhoi and P. Mandal^{1, a)}

Saha Institute of Nuclear Physics, 1/AF Bidhannagar, Calcutta 700 064, India

(Dated: 13 September 2021)

We have investigated the magnetic and magnetocaloric properties of EuHo_2O_4 and EuDy_2O_4 by magnetization and heat capacity measurements down to 2 K. These compounds undergo a field-induced antiferromagnetic to ferromagnetic transition and exhibit a huge entropy change. For a field change of 0-8 T, the maximum magnetic entropy and adiabatic temperature changes are 30 (25) $\text{J kg}^{-1} \text{K}^{-1}$ and 12.7 (16) K, respectively and the corresponding value of refrigerant capacity is 540 (415) J kg^{-1} for EuHo_2O_4 (EuDy_2O_4). These magnetocaloric parameters also remain large down to lowest temperature measured and are even larger than that for some of the potential magnetic refrigerants reported in the same temperature range for a moderate field change. Moreover, these materials are highly insulating and exhibit no thermal and field hysteresis, fulfilling the necessary conditions for a good magnetic refrigerant in the low-temperature region.

Keywords: phase transition

Research on magnetic refrigeration based on magnetocaloric effect (MCE) has received considerable attention for their energy efficiency and elimination of environmentally harmful chlorofluorocarbon gas which is used in a conventional vapor cycle refrigeration¹. The parameter which describes the magnetocaloric effect is the magnetic entropy change (ΔS_M) in an adiabatic process under external magnetic field^{1,2}. Large MCE in the low-temperature region would be useful for some specific technological applications such as space science, liquefaction of hydrogen in fuel industry while the large MCE close to room temperature can be used for domestic and industrial refrigerant purposes^{1,3,4}. The materials which exhibit a large entropy change at the ferromagnetic (FM) to paramagnetic (PM) transition or field-induced metamagnetic transition from antiferromagnetic (AFM) to FM state with a minimal hysteresis having a low heat capacity are the potential candidates for technological applications. The magnetic entropy change can be large for the field-induced first-order phase transition in which magnetic and structural phases are coupled or in a metamagnetic transition. However, due to the thermal and field hysteresis of the first-order phase transition, the refrigerant capacity of the material is reduced. Often, materials showing field-induced AFM-FM transition exhibit huge magnetic entropy change without any thermal and field hysteresis.

Ternary compounds EuLn_2O_4 ($Ln=\text{Gd-Yb}$) crystallize in the orthorhombic CaFe_2O_4 structure in which the lanthanide ions are forming zigzag chains with a honeycomb-like structure^{5,6}. In these geometrically frustrated magnetic materials, a large number of different ground states have been observed which is an active area of experimental and theoretical research. It has been observed that the susceptibility of sim-

ilar compounds, SrLn_2O_4 ⁷ and BaLn_2O_4 ,⁸ show an anomaly, which is ascribed to the magnetic interaction between the Ln^{3+} ions because the alkali ions, Sr^{2+} and Ba^{2+} , are nonmagnetic. By contrast, the Eu^{2+} ions at the alkali site in EuLn_2O_4 are expected to introduce additional magnetic interactions with the Ln^{3+} ions, thus affecting the magnetic behavior due to their large magnetic moment arising from partially occupied 4f orbital. As the magnetic entropy depends on the total angular momentum J , the introduction of Eu at Sr site increases the total angular momentum and, therefore, one expects a large entropy change near the magnetic transition in EuLn_2O_4 . Here, we present the magnetic and magnetocaloric properties of EuHo_2O_4 and EuDy_2O_4 materials. As both Ho and Dy ions have large angular momentum, a large entropy change is expected to occur with applied field. Indeed, our results demonstrate that these compounds are suitable for magnetic refrigerant in the low-temperature region due to their giant MCE, large adiabatic temperature change, and large relative cooling power (RCP).

We have prepared the polycrystalline EuHo_2O_4 and EuDy_2O_4 samples by solid state reaction method. High purity Eu_2O_3 , $\text{Ho}_2\text{O}_3/\text{Dy}_2\text{O}_3$ and Dy/Ho were mixed in appropriate ratios. The mixture was then heated in an evacuated quartz tube at 1000 °C for 30 h. Finally, the samples were prepared by heating in a quartz tube at 1100 °C for 30 h with an intermediate grinding in argon atmosphere. The structural analysis was performed by using powder x-ray diffraction technique (Rigaku, TTRAX II) and the results are consistent with those in a previous report⁵. The temperature and field dependent dc magnetization (M) and zero-field heat capacity (C_p) were measured in a physical properties measurement system (Quantum Design).

The isothermal magnetic entropy change ΔS_M with field variation is given by $\Delta S_M(T, \Delta H) = \int_{H_i}^{H_f} \frac{\partial M}{\partial T} dH$. As the magnetization measurements were performed us-

^{a)}Electronic mail: prabhat.mandal@saha.ac.in

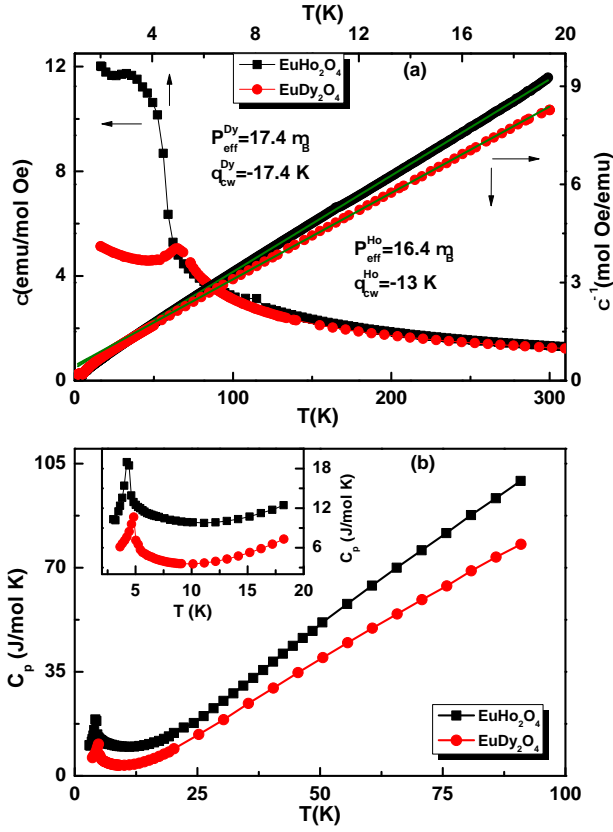


FIG. 1. Fig. 1: (a) Temperature dependence of the field-cool dc susceptibility χ ($=M/H$) for $H=100$ Oe for EuHo_2O_4 and EuDy_2O_4 . The right axis shows $\chi^{-1}(T)$ and the corresponding Curie-Weiss fit (solid line). (b) Temperature dependence of the zero-field specific heat for both the compounds.

ing decrease temperature and magnetic field intervals, $\Delta S_M(T, \Delta H)$ has been estimated numerically by approximating the above equation as

$$\Delta S_M(T, H) = \sum_i \frac{M_{i+1} - M_i}{T_{i+1} - T_i} H_i, \quad (1)$$

where M_i and M_{i+1} are the experimentally measured values of magnetization for a magnetic field H_i at temperatures T_i and T_{i+1} , respectively. The refrigerant capacity or relative cooling power is an important quality factor of the refrigerant material which is a measure of the amount of heat transfer between the cold and hot reservoirs in an ideal refrigeration cycle and is defined as, $RCP = \int_{T_1}^{T_2} \Delta S_M dT$, where T_1 and T_2 are the temperatures corresponding to both sides of the half-maximum value of $\Delta S_M(T)$ peak. The adiabatic temperature change ΔT_{ad} , the another important factor related to magnetic refrigeration, is the isentropic temperature difference between $S(0, T)$ and $S(H, T)$. ΔT_{ad} may be calculated from the field-dependent magnetization and zero-field heat capacity data. $S(H, T)$ can be evaluated by subtracting the corresponding ΔS_M from $S(0, T)$,

where the total entropy $S(0, T)$ in absence of magnetic field is given by, $S(0, T) = \int_0^T \frac{C_p(0, T)}{T} dT$.

The thermal evolution of zero-field-cool (ZFC) and field-cool (FC) dc susceptibility χ ($=M/H$) have been measured at 100 Oe for both EuHo_2O_4 and EuDy_2O_4 . No significant difference between ZFC and FC cycles has been observed in χ . Figure 1(a) shows the temperature dependence of field-cool χ . For EuDy_2O_4 , $\chi(T)$ shows a peak at around $T_N=5$ K which is a characteristic of magnetic transition from AFM to PM states. However, the nature of $\chi(T)$ at low temperature for EuHo_2O_4 compound is very different from that for EuDy_2O_4 . With the decrease of T , χ increases abruptly at around 5 K and then passes through a broad maximum at around 3 K. With further decrease of T below 2.5 K, χ increases very slowly. This behavior signifies that in EuHo_2O_4 neither AFM nor FM interaction is dominating but both the interactions are of comparable strength. It may be mentioned here that in EuDy_2O_4 too, the peak due to AFM transition disappears and the nature of T dependence of χ at low temperatures is qualitatively similar to that for EuHo_2O_4 when the applied field exceeds only few hundreds Oe. This suggests that the AFM interaction in EuDy_2O_4 is also very weak. We will discuss this issue in more details in the later section. In the PM state, χ for both the compounds show similar T dependence; χ obeys the Curie-Weiss (CW) law [$\chi=C/(T+\theta)$]. From the linear fit of inverse of χ , we have calculated the effective magnetic moment $P_{eff}=17.4 \mu_B$ and CW temperature $\theta=-17.4$ K for EuDy_2O_4 and the corresponding values are $16.5 \mu_B$ and -13 K for EuHo_2O_4 . The observed P_{eff} is close to the theoretically expected moment, calculated using the two-sublattice model $P_{eff} = \sqrt{(P_{eff}^{Eu})^2 + (P_{eff}^{Ln})^2}$. The negative values of θ suggest a predominant FM interaction between the nearest neighbor Eu^{2+} moments within the chain and the FM chains are antiferromagnetically coupled, giving rise to an overall AFM structure. Temperature dependence of specific heat shows a λ -like peak around 5 K due to the magnetic ordering as confirmed by the magnetization measurement [Fig. 1(b)].

The isothermal $M(H)$ curves at different temperatures are shown in Fig. 2 for EuHo_2O_4 and EuDy_2O_4 . For both the samples, M increases smoothly with magnetic field. At low temperatures, though M increases slowly with H at high fields, no saturation-like behavior has been observed up to the highest applied magnetic field. For both the compounds, the observed values of magnetic moment at 2 K and 8 T are substantially smaller than the local moments seen in the high temperature magnetic susceptibilities, indicative of the fact that all the spins cannot be aligned with the field up to 8 T. A qualitative similar behavior has been observed in SrLn_2O_4 compounds⁷. The magnitude of magnetic moment increases monotonically with the decrease of

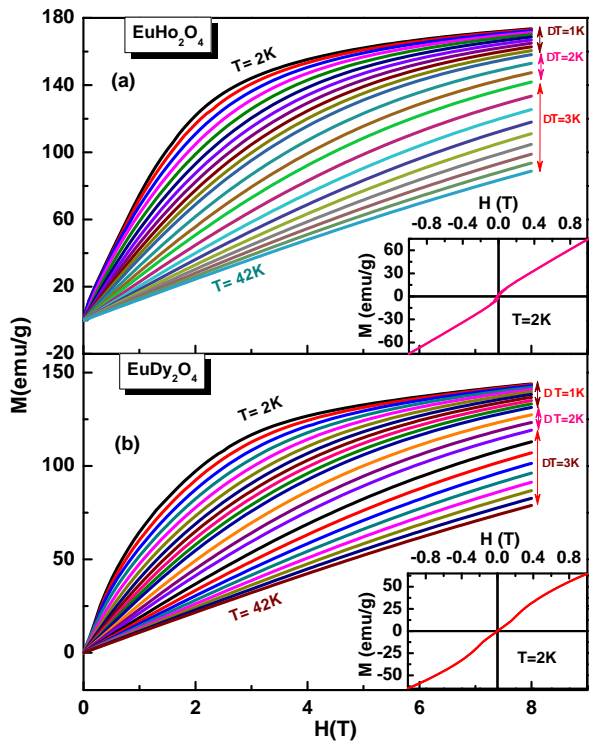


FIG. 2. Isothermal magnetization for (a) EuHo_2O_4 and (b) EuDy_2O_4 as a function of magnetic field for different temperatures. Insets show the low-field hysteresis at 2 K.

temperature as in the case of a ferromagnet. This behavior suggests that the field-induced metamagnetic transition from AFM to FM state occurs at a small value of applied field. The insets of Figs. 2(a) and 2(b) display the five-segment $M(H)$ loop at 2 K up to 1 T. $M(H)$ does not show any hysteresis at low field. In order to elucidate the nature of induced ferromagnetism in these compounds, we have also studied the temperature dependence of magnetization for different applied fields (not shown). No thermal hysteresis between heating and cooling cycles of M has been detected. We observe that $M(T)$ curves show a step-like behavior at temperatures above T_N which corresponds to FM-PM transition. It may be noted that the field-induced FM transition temperature T_C (defined as the position of the minimum in dM/dT vs T curve) shifts to higher temperature continuously with increasing H at the rate of 2 and 3 K/T for EuHo_2O_4 and EuDy_2O_4 , respectively.

For further understanding the nature of field-induced magnetic transition, we have converted the $M(H)$ data in figure 2 into the Arrott plots⁹. Figure 3 shows the Arrott plots at different temperatures for EuDy_2O_4 compound. According to the Banerjee criterion¹⁰, a magnetic transition is expected to be of the first order when the slope of the Arrott plot is negative, whereas it will be of the second order when the slope is positive. The positive slope of the Arrott plots at low as well as high fields implies that the field-induced FM transition

above T_N is second-order in nature. We have also done the Arrott plots for EuHo_2O_4 sample and the behavior is qualitatively similar to that for EuDy_2O_4 compound.

In order to test whether these materials are suitable for magnetic refrigeration, we have calculated the isothermal magnetic entropy change using the Eq. 1. The temperature dependence of ΔS_M for EuHo_2O_4 and EuDy_2O_4 are shown in figure 4 for different field variations up to 8 T. ΔS_M is negative down to the lowest measured temperature and the maximum value of ΔS_M (ΔS_M^{max}) increases with field reaching 30 and 25 $\text{J kg}^{-1} \text{K}^{-1}$ for a field change 0-8 T for EuHo_2O_4 and EuDy_2O_4 , respectively. Also, the position of maximum in $\Delta S_M(T)$ curve shifts slowly toward higher T with increasing H . It is clear from the figures that ΔS_M^{max} does not show saturation-like behavior even at high fields. Inset of Fig. 4 shows the variation of refrigerant capacity of the material with magnetic field. The maximum values of RCP for a field change of 8 T are 540 and 415 J kg^{-1} for EuHo_2O_4 and EuDy_2O_4 , respectively. Thus, both ΔS_M^{max} and RCP are quite large in these materials. The large values of ΔS_M^{max} and RCP of the present compounds are comparable to those observed in several multiferroic manganites^{11,12} and ternary intermetallic compounds^{13,14} but much larger than that observed in several perovskite manganites^{15,18} or Heusler alloys^{16,17}. The temperature dependence of adiabatic temperature change for various magnetic fields are shown in Fig. 5. In EuDy_2O_4 , the maximum value of ΔT_{ad} (ΔT_{ad}^{max}) reaches as high as 16 K for a field change of 8 T. From figures 4 and 5, it is clear that the magnetocaloric parameters also have reasonably large value at a moderate field strength which is an important criterion for magnetic refrigeration.

Both MCE and T_{ad} have reasonably good pick-width and they do not drop abruptly to a small value well below T_C , indicating the high cooling efficiency even at

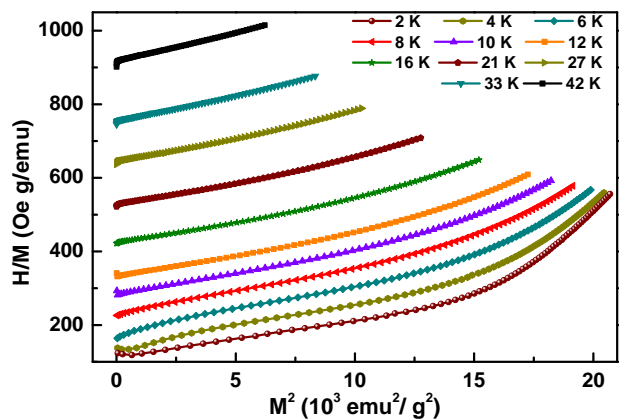


FIG. 3. The Arrott plots for EuDy_2O_4 compound at some selected temperatures.

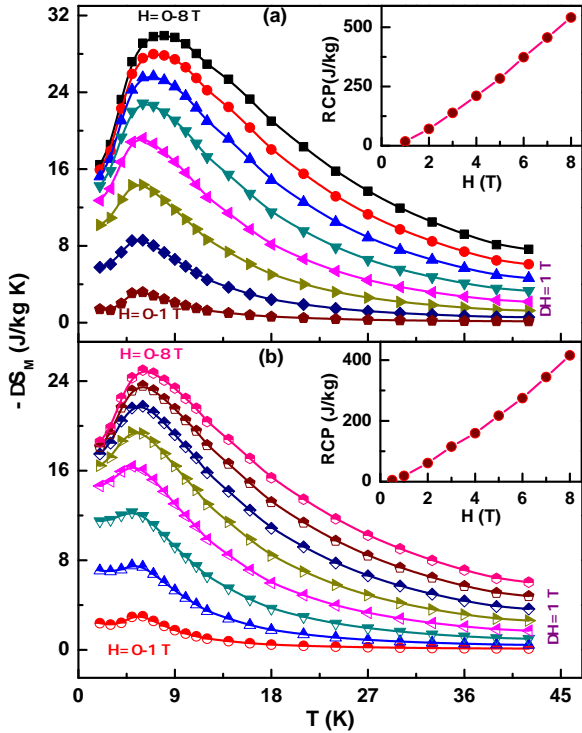


FIG. 4. Temperature dependence of magnetic entropy change ΔS_M for (a) EuHo₂O₄ and (b) EuDy₂O₄ compounds. Insets show the refrigerant capacity as a function of magnetic field.

very low temperature. For example, in EuDy₂O₄, ΔS_M at 2 K is as high as 85 % of ΔS_M^{max} for the field change of 5 T. We have already mentioned that several compounds exhibit large MCE, RCP and ΔT_{ad} as in the present case. However, the magnetocaloric parameters in these materials decrease rapidly below T_C and, as a result,

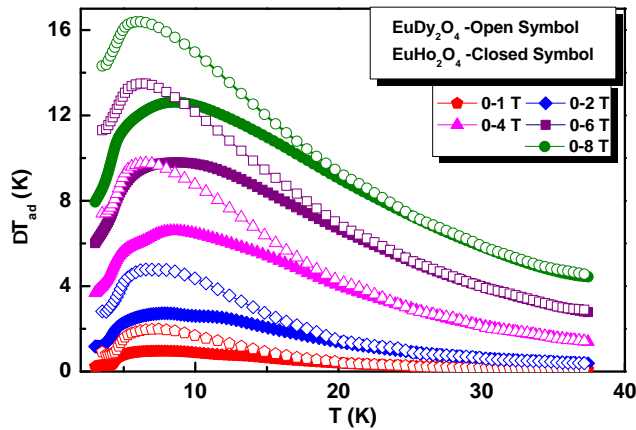


FIG. 5. The adiabatic temperature change (ΔT_{ad}) for EuHo₂O₄ (closed symbol) and EuDy₂O₄ (open symbol) as a function of temperature.

their cooling efficiency at low temperature is very poor. Normally, for a ferromagnetically ordered material, the distribution of $\Delta S_M(T)$ is highly asymmetric with respect to ΔS_M^{max} . $\Delta S_M(T)$ exhibits a long tail in the PM state while it decreases rapidly at low temperatures below T_C due to the saturation of M . However, in the present compounds, the magnetization does not saturate at low temperatures even at a moderate field strength. We believe that this unusual behavior of M arises due to the complicated low-dimensional magnetic structure and frustration. Structural, magnetic and neutron diffraction studies show that the magnetic sublattice of SrLn₂O₄ has several levels of low dimensionality and frustration, and the complexities of the resulting magnetic states at low temperatures vary from one lanthanide to another⁷. A more clearer picture on the nature magnetic ground states emerges from the zero-field muon spin-relaxation studies on EuLn₂O₄ compounds¹⁹. It has been shown that EuLu₂O₄ exhibits a static long-range AFM ordering below 5.7 K but when the nonmagnetic Lu³⁺ is replaced by magnetic lanthanides then the long-range static ordering gets disrupted. For example, in EuGd₂O₄, the strong Gd moments destroy the local magnetic ordering and stabilize a dynamic disordered phase instead of static ordering. As both Ho³⁺ and Dy³⁺ possess large magnetic moment like Gd³⁺, one may expect a highly disordered magnetic ground state in EuHo₂O₄ and EuDy₂O₄ compounds similar to that observed in EuGd₂O₄. If it is so, then magnetization may not show the saturation-like behavior at low temperature as in the case of a typical ferromagnet and hence a large MCE at low temperatures well below T_C .

In summary, magnetic and magnetocaloric properties of EuHo₂O₄ and EuDy₂O₄ have been studied by magnetization and heat capacity measurements. These compounds exhibit field-induced metamagnetic transition from AFM to FM state which leads to a giant negative entropy change. The maximum values of ΔS_M , ΔT_{ad} and RCP are found to be 30 J kg⁻¹ K⁻¹, 13 K and 540 J kg⁻¹, respectively for EuHo₂O₄ while the corresponding values are 25 J kg⁻¹ K⁻¹, 16 K and 415 J kg⁻¹, respectively for EuDy₂O₄ for a field change of 0-8 T. The parameters ΔS_M , ΔT_{ad} and RCP also have reasonably good values for a moderate field change. Unlike several potential magnetic refrigerants with similar transition temperatures, the magnetocaloric parameters of these present compounds do not decrease abruptly at low temperatures well below T_C owing to strong magnetic frustration. The excellent magnetocaloric properties of EuHo₂O₄ and EuDy₂O₄ compounds make them attractive for active magnetic refrigeration down to very low temperature.

As the measured M is much lower than the theoretically expected value, there is a scope for the further enhancement of saturation magnetization and hence MCE by adopting or changing the sample preparation tech-

nique.

- ¹K. A. Gschneidner Jr., V. K. Pecharsky, and A. O. Tsokol, Rep. Prog. Phys. **68**, 1479 (2005), and references therein.
- ²A. M. Tishin in *Handbook of Magnetic Materials*, edited by K. H. Buschow, (Elsevier), V-12, p. 395.
- ³V. Provenzano, J. Li, T. King, E. Canavan, P. Shirron, M. DiPirro, and R. D. Shull, J. Magn. Magn. Mater. **266**, 185 (2003).
- ⁴B. F. Yu, Q. Gao, X. Z. Meng, and Z. Chen, Int. J. Refrig. **68**, 622 (2003).
- ⁵K. Hirose, Y. Doi, and Y. Hinatsu, J. Solid State Chem. **182** 1624 (2009).
- ⁶L. Holmes and M. Schieber, J. Appl. Phys. **37**, 968 (1966).
- ⁷H. Karunadasa, Q. Huang, B. G. Ueland, J. W. Lynn, P. Schiffer, K. A. Regan, and R. J. Cava, Phys. Rev. B **71**, 144414 (2005).
- ⁸Y. Doi, W. Nakamori, and Y. Hinatsu, J. Phys. Condens. Matter **18**, 333 (2006).
- ⁹A. Arrott and J. Noakes, Phys. Rev. Lett. **19**, 786 (1967).
- ¹⁰B. K. Banerjee, Phys. Lett. **12**, 16 (1964).
- ¹¹A. Midya, P. Mandal, S. Das, S. Banerjee, L. S. S. Chandra, V. Ganesan, and S. R. Barman, Appl. Phys. Lett. **96**,142514 (2010).
- ¹²A. Midya, P. Mandal, S. Das, S. Pandya, and V. Ganesan, Phys. Rev. B **84**, 235127 (2011); J. L. Jin, X. Q. Zhang, G. K. Li, Z. H. Cheng, L. Zheng, and Y. Lu, Phys. Rev. B **83**, 184431 (2011).
- ¹³J. Chen, B. G. Shen, Q. Y. Dong, F. X. Hu, and J. R. Sun, Appl. Phys. Lett. **96**, 152501 (2010).
- ¹⁴L. Li, K. Nishimura, W. D. Hutchison, Z. Qian, D. Huo, and T. Namiki, Appl. Phys. Lett. **100**, 152403 (2012).
- ¹⁵Z. B. Guo, Y. W. Du, J. S. Zhu, H. Huang, W. P. Ding, and D. Feng, Phys. Rev. Lett. **78**, 1142 (1997).
- ¹⁶Thorsten Krenke, Eyp Duman, Mehmet Acet, Eberhard F. Wassermann, Xavier Moya, Lluís Manosa and Antoni Planes Nature Materials **4**,450 (2005)
- ¹⁷V. K. Sharma, M. K. Chattopadhyay, R. Kumar, T. Ganguli, P. Tiwari, and S. B. Roy, J. Phys.: Condens. Matter **19**, 496207 (2007)
- ¹⁸M. Phan and S. Yu, J. Magn. Magn. Mater. **308**, 325 (2007), and references therein.
- ¹⁹O. Ofer, J. Sugiyama, J. H. Brewer, E. J. Ansaldo, M. Mansson, K. H. Chow, K. Kamazawa, Y. Doi, and Y. Hinatsu, Phys. Rev. B **84**, 054428 (2011).