

Shear viscosity and chemical equilibration of the QGP

Salvatore Plumari^{1,2}, Armando Puglisi², Maria Colonna², Francesco Scardina^{1,2} and Vincenzo Greco^{1,2}

¹ Department of Physics and Astronomy, University of Catania, Via S. Sofia 64, I-95125 Catania (Italy)

² Laboratorio Nazionale del Sud, INFN-LNS, Via S. Sofia 63, I-95125 Catania (Italy)

E-mail: salvatore.plumari@hotmail.it

Abstract. We have investigated, in the frame work of the transport approach, different aspects of the QGP created in Heavy Ion Collisions at RHIC and LHC energies. The shear viscosity η has been calculated by using the Green-Kubo relation at the cascade level. We have compared the numerical results for η obtained from the Green-Kubo correlator with the analytical formula in both the Relaxation Time Approximation (RTA) and the Chapman-Enskog approximation (CE). From this comparison we show that in the range of temperature explored in a Heavy Ion collision the RTA underestimates the viscosity by about a factor of 2, while a good agreement is found between the CE approximation and Green-Kubo relation already at first order of approximation. The agreement with the CE approximation supplies an analytical formula that allows to develop kinetic transport theory at fixed shear viscosity to entropy density ratio, η/s . We show some results for the build up of anisotropic flows v_2 in a transport approach at fixed shear viscosity to entropy density ratio, η/s . We study the impact of a T-dependent $\eta/s(T)$ on the generation of the elliptic flows at both RHIC and LHC. We show that the transport approach provides, in a unified way, a tool able to naturally describe the $v_2(p_T)$ in a wide range of p_T , including also the description of the rise and fall and saturation of the $v_2(p_T)$ observed at LHC. Finally, we have studied the evolution of the quark-gluon composition of the plasma created in ultra-Relativistic Heavy Ion Collisions (uRHIC's) employing a Boltzmann-Vlasov transport approach that include: the mean fields dynamics, associated to the quasi-particle model, and the elastic and inelastic collisions for massive quarks and gluons. Following the chemical evolution from an initial gluon dominated plasma we predict a quark dominance close to T_C paving the way to an hadronization via quark coalescence.

1. Introduction

The experimental results accumulated in the last decade in the ultra relativistic heavy ion collisions (uRHICs) before at RHIC program at BNL and more recently at the LHC program at CERN has shown that the azimuthal asymmetry in momentum space, namely the elliptic flow v_2 , is the largest ever seen in HIC [1, 2]. The most common approach to study the uRHICs is the viscous Hydrodynamics at second order in gradient expansion according to the Israel-Stewart theory [3, 4, 5]. The comparison of the experimental measured v_2 with hydrodynamical calculations has suggested that in these uRHICs an almost perfect fluid with a very small shear viscosity to entropy density ratio η/s has been created [3, 5]. Similar conclusions has been obtained also by kinetic transport theory [6, 7, 8]. Both Hydrodynamical and transport

approach have shown an agreement on the evaluation of the viscosity with $4\pi\eta/s \sim 1 - 3$ very close to the conjectured lower bound limit $\eta/s = 1/4\pi$. In general, both these calculations show that the elliptic flow depends sensitively on the ratio η/s . Hydrodynamics however has the fundamental problem of a limited range of validity in η/s and in the transverse momentum $p_T \leq 2GeV$. At increasing p_T viscous hydrodynamics breaks its validity because the relative deviation of the equilibrium distribution function $\delta f/f_{eq}$ increases with p_T becoming large already at $p_T \geq 3T \sim 1GeV$. On the other hand the relativistic kinetic transport approach has the advantage to be a 3+1D approach not based on a gradient expansion in viscosity that is valid also for large η/s and for out of equilibrium momentum distribution allowing a reliable description also of the intermediate p_T range.

However usually kinetic theory is applied to the study of HIC starting from the microscopic details of the fields and cross sections and it is not discussed directly in terms of viscosity of the system. The search for the QGP properties, however, have shown that the shear viscosity and in particular the viscosity to entropy density ratio η/s is a key transport coefficient that could be very close to the conjectured lower bound limit, $\eta/s = 1/4\pi$. This has lead more recently to develop a transport approach at fixed η/s [8, 4, 9] which allows to have a direct link to the viscous hydrodynamic language. First attempts in this direction have been already developed and applied to the study of the QGP dynamics using the simple expression for η in the relaxation time approximation. On the other hand such an approach ask for a knowledge of the correct relation between the shear viscosity η and temperature, cross section, mass and density.

In this proceeding we discuss different aspect of the matter created in these uRHICs within the Boltzmann-Vlasov transport theory. The kinetic theory at partonic level developed solves the following relativistic equation:

$$p^\mu \partial_\mu f(x, p) + M(x) \partial_\mu M(x) \partial_p^\mu f(x, p) = \mathcal{C}(x, p) \quad (1)$$

where $f(x, p)$ is the distribution function for on-shell particles and $\mathcal{C}(x, p)$ is the Boltzmann-like collision integral. We notice that the Boltzmann-Vlasov transport theory distinguishes between the short range interaction associated to collisions and long range interaction associated to the field interaction, responsible for the change of the Equation of State (EoS) respect to that of a free gas. This last feature allows to unify two main ingredients that are relevant for the formation of collective flows: the Equation of State and the finite mean free path. Furthermore the field interaction in $M(x)$ is associated to a microscopic description in terms of quasi-particles allowing to bridge the microscopic studies of thermodynamic to the dynamics of HIC. This could potentially lead to infer more information on the microscopic structure of the QGP from the rich experimental observable of HIC's. In these proceedings we will discuss a first issue related with the chemical composition of the QGP, i.e. the relative abundance of quarks and gluons.

The paper is organized as follows. In Section 2, we discuss the method for calculating the shear viscosity η using the Green-Kubo relation and after a brief overview of Chapmann-Enskog and Relaxation Time Approximation we show the comparison between our results using the Green-Kubo relation and these scheme of approximation for isotropic and anisotropic cross section. In Section 3, we use the results obtained in section 2 to introduce a transport approach at fixed shear viscosity to entropy density η/s to study the build up of anisotropic flows v_2 and the effect of a temperature dependent $\eta/s(T)$ on the $v_2(p_T)$. In section 4, we study the evolution of the quark-gluon composition of the plasma created in uRHIC's employing a Boltzmann-Vlasov transport approach that include: the mean fields dynamics, associated to the quasi-particle model, and the elastic and inelastic collisions for massive quarks and gluons. Finally Section 5 contains summary and conclusions.

2. Shear viscosity from the Green-Kubo relation

The transport coefficient like heat-conductivity, bulk and shear viscosity can be related to the correlation functions of the corresponding flux or tensor in thermal equilibrium. The calculation of these coefficients is based on the fluctuation-dissipation theorem [10]. Here we are interested to the shear viscosity η for which the Green-Kubo formula assumes the following expression [11]:

$$\eta = \frac{1}{T} \int_0^\infty dt \int_V d^3x \langle \pi^{xy}(\mathbf{x}, t) \pi^{xy}(\mathbf{0}, 0) \rangle \quad (2)$$

where T is the temperature, π^{xy} is the xy component of the shear component of the energy momentum tensor while $\langle \dots \rangle$ denotes the ensemble average. In this work we determine numerically the correlation function $\langle \pi^{xy}(t) \pi^{xy}(0) \rangle$ solving the ultra-relativistic Boltzmann transport equation.

Our aim here is to solve numerically the full collision integral to evaluate the viscosity through the Green-Kubo formula and compare it with the results of the RTA and CE approximation scheme. The particle dynamics is simulated via Monte Carlo methods based on the stochastic interpretation of transition [12, 8]. The shear component of the energy momentum tensor is given by

$$\pi^{xy}(\mathbf{x}, t) = T^{xy}(\mathbf{x}, t) = \int \frac{d^3p}{(2\pi)^3} \frac{p^x p^y}{E} f(\mathbf{x}, \mathbf{p}; t) \quad (3)$$

where we notice that at equilibrium the shear stress tensor is given by the energy-momentum tensor. In our calculation the particles are distributed uniformly in the box. Therefore for an homogeneous system the volume averaged shear tensor can be written as

$$\pi^{xy}(t) = \frac{1}{V} \sum_{i=1}^N \frac{p_i^x p_i^y}{E_i} \quad (4)$$

the sum is over all the particles in the box. In the Green-Kubo formula the calculation of the shear viscosity is reduced to the calculation of the correlation function, for details of the calculation of $\langle \pi^{xy}(t) \pi^{xy}(0) \rangle$ see [13, 14]. Performing the numerical calculation we obtain that $\langle \pi^{xy}(t) \pi^{xy}(0) \rangle$ is an exponential decreasing function with the time. We use this fact to fit the correlation function with the following expression, as done in several other works [14, 15, 16, 17],

$$\langle \pi^{xy}(t) \pi^{xy}(0) \rangle = \langle \pi^{xy}(0) \pi^{xy}(0) \rangle e^{-t/\tau} \quad (5)$$

τ is the so called relaxation time. Substituting Eq.(5) into Eq.(2) the formula for the shear viscosity becomes:

$$\eta = \frac{V}{T} \langle \pi^{xy}(0) \pi^{xy}(0) \rangle \tau \quad (6)$$

This is the formula that we will use in our calculation to extract the shear viscosity. The relaxation time τ is calculated performing a fit on the temporal range where the correlation function assume the exponential form. The error on the value of the viscosity comes from the error on the initial value of the correlator and the error on the relaxation time τ extracted from the fit of the correlation function.

2.1. Green-Kubo vs Chapman-Enskog and Relaxation Time Approximation

Before starting with the comparison between our results for η using the Green-Kubo relation and the analytical result obtained in the relaxation time approximation and the Chapman-Enskog approach it is useful to show briefly these two methods. The difference between these two

methods resides in the different way in which the collision integral is approximated. In the RTA it has been demonstrated that the shear viscosity assumes the following expression [18, 19]:

$$\eta = \frac{1}{15T} \int_0^\infty \frac{d^3 p_a}{(2\pi)^3} \frac{|p_a|^4}{E_a^2} \tau_a(E_a) f_a^{eq} \quad (7)$$

where $\tau_a(E_a)$ is the so called relaxation time and it is related to the collision frequency of the particles. The relaxation time can easily be expressed in terms of the total cross-section σ_{tot} :

$$\tau_a^{-1}(E_a) = \rho \langle \sigma_{tot} v_{rel} \rangle \quad (8)$$

We notice that in the RTA the interaction appears in the relaxation time only through the total cross-section. However on general physical argument the viscosity is expected to depend also on the momentum transfer that on average the collisions are able to produce. In the literature to take into account this fact the relaxation time is approximated by $\tau_{tr}^{-1} = \langle \rho \sigma_{tr} v_{rel} \rangle$, i.e. substituting the total with the transport cross section σ_{tr} . This is not really coming from the RTA as in Eq.s (7) and (8), however we will refer to it as RTA in the following. As we will see such an extension of the RTA can reasonably approximate the correct viscosity only for the case of isotropic cross section, where it is found that $\eta_{RTA} = 0.8(T/\sigma_{tr}) = 1.2(T/\sigma_{tot})$.

The description of the CE approach is more complicate and we use the formalism recently developed in Ref.[20]. At first order of approximation $[\eta_s]_{CE}^I$ can be written for the most general case of relativistic particles colliding with a generic differential cross section $\sigma(s, \Theta)$ as

$$[\eta_s]_{CE}^I = 10T \frac{\hat{h}^2}{c_{00}} \quad (9)$$

where $\hat{h} = K_3(z)/K_2(z)$ with $z = m/T$ and $c_{00} = 16 \left(w_2^{(2)} - z^{-1} w_1^{(2)} + (3z^2)^{-1} w_0^{(2)} \right)$. The $w_i^{(2)}$ are the so-called relativistic omega integrals which are given by the following integral

$$w_i^{(2)} = \frac{z^3}{K_2(z)^2} \int_1^\infty dy y^i (y-1)^7 K_j(2zy) \sigma_{tr}(y) \quad (10)$$

where $j = \frac{5}{2} + \frac{1}{2}(-1)^i$ and $y = \sqrt{s}/2M$ while $\sigma_{tr} = \int d\Omega \sigma(s, \Theta) \sin^2 \Theta$ is the transport cross section.

In the following discussion we compare our results for η using the Green-Kubo relation and the analytical result obtained in the relaxation time approximation and the Chapman-Enskog approach. We perform this comparison for two different cases: first for the case of massless particles colliding with an isotropic cross-section $\sigma(s, \Theta) = \sigma_0 = const$ and second, for a more realistic case, of massless particles colliding with an anisotropic cross-section. For a more general discussion including also the case of massive particles see [13]. For this simple case of isotropic cross section and massless particle the CE approximation for the shear viscosity is given by the following relation:

$$[\eta]_{CE}^I = 0.8 \frac{T}{\sigma_{tr}} = 1.2 \frac{T}{\sigma_{tot}} \quad (11)$$

As we can see it is the same result obtained using the RTA with $\tau_{tr}^{-1} = \langle \rho \sigma_{tr} v_{rel} \rangle$. In the literature there exist also higher order calculation up to the most recent work in Ref. [20] where the calculation was extended up to the 16th order. They higher order approximation converge to the value

$$[\eta]_{CE}^{16^{th}} = 0.845 \frac{T}{\sigma_{tr}} = 1.267 \frac{T}{\sigma_{tot}} \quad (12)$$

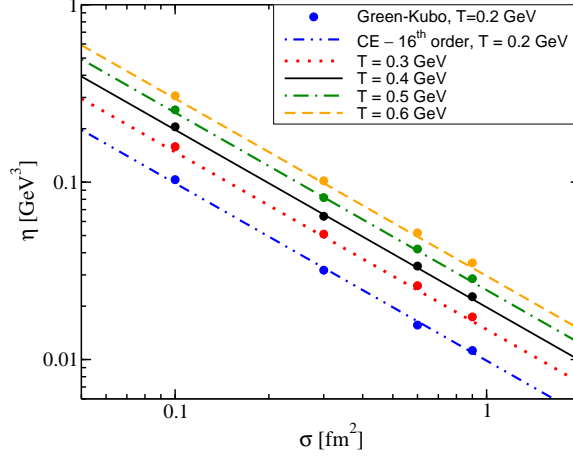


Figure 1. Shear viscosity η for a massless system as a function of the total isotropic cross-section σ and for different temperatures. The circles are the results from the Green-Kubo method, while the lines are the results obtained using the Chapman-Enskog approximation to the 16th order Eq.(12).

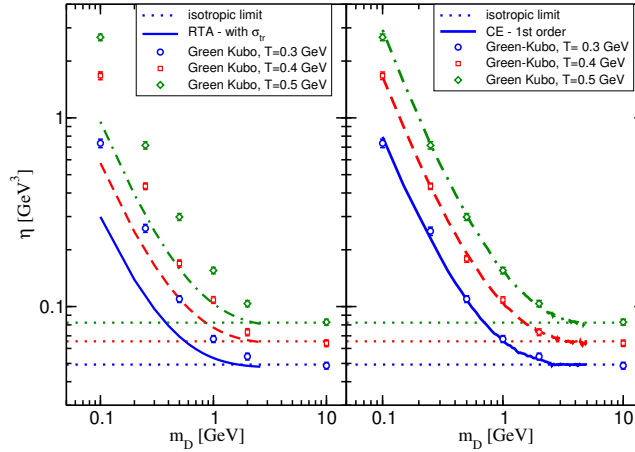


Figure 2. Left: Shear viscosity η as a function of the Debye mass m_D for three different values of the temperature $T = 0.3, 0.4, 0.5 GeV$ blue, green and red respectively. The open symbols are the results obtained using the Green-Kubo relation. The solid, dashed and dot dashed lines refer to the RTA approach with $\tau^{-1} = \langle \rho \sigma_{tr} v_{rel} \rangle$ respectively for $T = 0.3, 0.4, 0.5 GeV$. The dotted line is the isotropic limit when $m_D \rightarrow \infty$. Right: The same as the left panel but the solid, dashed and dot dashed lines refer to the Chapman-Enskog approximation at first order.

where however the difference between the I^0 and the 16th order is about 6%. In Fig.(1) we show the results obtained using the Green-Kubo formula by full circles compared to the prediction of CE at 16th order, Eq.(12) by lines. The error bars for the Green-Kubo calculation are small and within the symbols. As we can see we have a very good agreement with the analytical results in all the examined range of cross sections and temperatures with a discrepancy of about 2%.

To study the more realistic case of angular dependent cross section, we choose typical elastic pQCD inspired cross section with the infrared singularity regularized by Debye thermal mass

m_D :

$$\frac{d\sigma}{dt} = \frac{9\pi\alpha_s^2}{2} \frac{1}{(t - m_D^2)^2} \left(1 + \frac{m_D^2}{s} \right) \quad (13)$$

where s, t are the Mandelstam variables. Such kind of cross sections are those typically used in parton cascade approaches [21, 22, 8, 23, 12, 7]. The total cross-section corresponding to Eq. (13) is $\sigma_{tot} = 9\pi\alpha_s^2/(2m_D^2)$ which is energy and temperature independent if α_s and m_D are fixed. In Eq.(13) the Debye mass m_D is a parameter that regulates the anisotropy of the scattering cross section. For this case of anisotropic cross section the situation is more complicated and it is not possible to have a simple analytical expression for the viscosity. In the left panel of Fig.(2) it is shown the shear viscosity η as a function of the Debye mass at fixed total cross-section $\sigma_{tot} = 3 mb$ and for three different temperatures $T = 0.3 \text{ GeV}$, $T = 0.4 \text{ GeV}$ and $T = 0.5 \text{ GeV}$. On the left panel of Fig.(2), we compare the Green-Kubo results (symbols) with the prediction of the modified RTA with $\tau^{-1} = \langle \rho \sigma_{tr} v_{rel} \rangle$ at first order (lines). It is evident that there is a strong disagreement between the two as soon as m_D is far from the isotropic limit indicated by dotted lines. Therefore, we see in general that even if the total cross section is fixed, non-isotropic cross section strongly enhance the value of the viscosity η and such an enhancement is stronger respect to $\eta \propto \sigma_{tr}^{-1}$, i.e. the modified RTA approximation. On the right panel of Fig.(2), we compare the Green-Kubo results (symbols) with the prediction of CE at first order (lines). In this case we find a very good agreement between the two, hence the CE already at first order is able to account for the correct value of η even if the cross section is so forward-backward peaked to cause an increase of about an order of magnitude respect to isotropic limit. The RTA approximation would severely underestimate the viscosity. We can also see that for $m_D \sim 8 - 10T$ the isotropic limit is recovered and both CE and RTA coincide but this is essentially the limit discussed above.

This study and in particular the agreement obtained between the Green-Kubo calculation and the CE approximation supply a way to develop a transport theory with fixed η/s , as we will see in the next section.

3. The parton cascade at fixed η/s

In this section we introduce a transport approach at fixed η/s ratio. The motivation to introduce this approach is twofold: first because it is possible to make a direct comparison to viscous hydrodynamic approach and second, more generally, we have a tool to directly estimate the viscosity of the plasma valid in a wider range of η/s and p_T respect to hydro. To this end we do not calculate the cross section from a microscopic model but determine the local cross section σ_{tot} in order to have the wanted local viscosity. Here we illustrate the procedure considering the reduction of the transport approach in to a cascade where we neglect the field interaction in Eq.(1). In other words we consider the simplest case of massless gas.

Our approach is a 3 + 1 dimensional Montecarlo cascade [8] for on-shell partons based on the stochastic interpretation of the collision rate discussed in Ref. [12]. In the following discussion we use the pQCD inspired cross section used in the previous section Eq.(13). In the CE approximation for anisotropic cross section it is not possible to express the shear viscosity η in an analytical form, because the differential cross section enters in the so called relativistic ω integrals Eq.(10). For this particular case η can be written in the following form:

$$[\eta]_{CE}^I = g(m_D, T) \frac{T}{\sigma_{tot}} \quad (14)$$

$g(m_D, T)$ is a function of temperature and the thermal Debye mass. Therefore considering that the entropy density for a massless gas is $s = \rho(4 - \mu/T)$, μ being the fugacity, we get:

$$[\eta]_{CE}^I/s = \frac{g(m_D, T)}{\rho(4 - \mu/T)} \frac{T}{\sigma_{tot}} \quad (15)$$

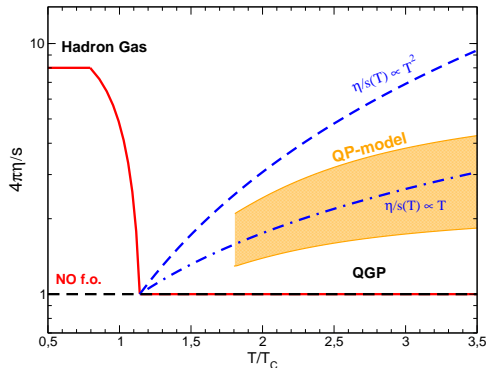


Figure 3. Different temperature dependent parametrizations for η/s . The orange area take into account the quasi-particle model predictions for η/s [25].

where σ_{tot} is the total cross section. In our approach we solve the relativistic Boltzmann equation with the constraint that η/s is fixed during the dynamics of the collisions in a way similar to [24] but with an exact local implementation as described in detail in [8]. We can evaluate locally in space and time the strength of the cross section $\sigma_{tot}(\rho, T)$ needed to have η/s at the wanted value by mean of the following formula:

$$\sigma_{tot} = \frac{g(m_D, T)}{\rho(4 - \mu/T)} \frac{T}{[\eta]_{CE}^I/s} \quad (16)$$

An alternative but equivalent way to look at such procedure is that we implement a total cross section of the form $\sigma_{tot} = K(\rho, T)\sigma_{pQCD} > \sigma_{pQCD}$ where K takes into account the non perturbative effects responsible for that value of viscosity $\eta(T)$. Note that this approach have been shown to recover the viscous hydrodynamics evolution of the bulk system [4, 8], but implicitly assume that also high p_T particles collide with largely nonperturbative cross section.

3.1. Effect of temperature dependent $\eta/s(T)$ on v_2

In our calculation the initial condition are longitudinal boost invariant. The initial $dN/d\eta$ have been chosen in order to reproduce the final $dN_{ch}/d\eta(b)$ at mid rapidity observed in the experiments at RHIC and LHC energies. The partons are initially distributed in coordinate space according to the Glauber model while in the momentum space at RHIC (LHC) the partons with $p_T \leq p_0 = 2GeV$ ($4GeV$) are distributed according to a thermalized spectrum with a maximum temperature in the center of the fireball of $T_0 = 2T_C$ ($T_0 = 3T_C$) and the transverse profile $T(\vec{r}) = T_0(\rho(\vec{r})/\rho(0))^{1/3}$ while for $p_T > p_0$ we take the spectrum of non-quenched minijets according to standard NLO-pQCD calculations. We also start our simulation at the time $t_0 = 0.6fm/c$ at RHIC and $t_0 = 0.3fm/c$ at LHC in agreement with the $t_0 T \approx 1$ criterium. In order to study the effect of the kinetic freezeout on the generation of the elliptic flow we have performed different calculations: one kind of calculation with a constant $4\pi\eta/s = 1$ and 2 during all the evolution of the system (black and green dashed line of Fig.3) the other (shown by red solid line in Fig.3) with $4\pi\eta/s = 1$ in the QGP phase and an increasing η/s in the cross over region towards the estimated value for hadronic matter $4\pi\eta/s = 8$ [26]. Such an increase allows for a smooth realistic realization of the kinetic freeze-out. In Fig. 4 it is shown the elliptic flow $v_2(p_T)$ at mid rapidity for 20% – 30% centrality for both RHIC Au+Au at $\sqrt{s} = 200GeV$ (left panel) and LHC Pb+Pb at $\sqrt{s} = 2.76TeV$ (rhight panel). As we can see at RHIC energies, left panel of Fig. 4, the v_2 is sensitive to the hadronic phase and the effect

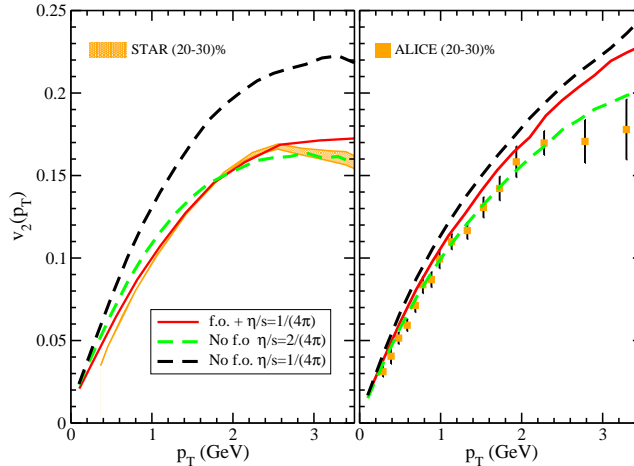


Figure 4. Differential elliptic flow $v_2(p_T)$ at mid rapidity for 20% – 30% collision centrality. On the left panel, the orange band indicate RHIC results measured by STAR and the orange points on the right panel are the LHC results measured by the ALICE collaboration, data taken by [2]. The black and green dashed lines are the calculations with $4\pi\eta/s = 1$ or 2 respectively during all the evolution of the fireball and without the freeze out condition while the red line is the calculation with the inclusion of the kinetic freeze out and with $4\pi\eta/s = 1$ in the QGP phase respectively.

of the freeze out is to reduce the v_2 of about of 25%, from black dashed line to red solid line and the effect of the kinetic f.o. is quantitatively similar to have a constant $4\pi\eta/s = 2$ during all the evolution of the fireball, green dashed line in Fig. 4. For the p_T range shown we get a good agreement with the experimental data for a minimal viscosity $\eta/s \approx 1/(4\pi)$ once the f.o. condition is included. This result is in agreement with the viscous hydro results, even if we notice that the agreement is good up to $p_T \sim 3 \text{ GeV}$ and non ansatz on the non-equilibrium effect is needed. At LHC energies, right panel of Fig. 4, the scenario is different, we have that the v_2 is less sensitive to the increase of η/s at low temperature in the hadronic phase. The effect of large η/s in the hadronic phase is to reduce the v_2 by less than 5% in the low p_T region, from black dashed line to the red solid line in right panel of Fig. 4. This different behaviour of v_2 between RHIC and LHC energies can be explained looking at the life time of the fireball. In fact at RHIC energies the life time of the fireball is smaller than that at LHC energies, $4 - 5 \text{ fm}/c$ at RHIC against the about $8 - 10 \text{ fm}/c$ at LHC, in agreement with HBT results. Therefore at RHIC the elliptic flow has not enough time to fully develop in the QGP phase. While at LHC we have that the v_2 develops almost completely because the fireball spend more time in the QGP phase. Qualitatively these results are similar to those obtained using the formula for η in the RTA (see Ref.([27])) but quantitatively the results are different because as shown in the previous section the viscosity estimated in the RTA in the range of temperature explored in a HIC differs also for a factor 2 from that obtained in the CE approximation which is the correct one. In general in these results we have a smaller v_2 respect to the results obtained used the RTA approximation for η and this is due to the fact that for fixed η/s ratio in the CE approximation we estimate locally a smaller total cross section respect to the RTA case.

As pointed out due to this large life time of the fireball at LHC and the larger initial temperature is interesting to study the effect of a temperature dependence in η/s . In the QGP phase η/s is expected to have a minimum of $\eta/s \approx (4\pi)^{-1}$ close to T_C as suggested by lQCD calculation [28]. While at high temperature quasi-particle models seems to suggest a

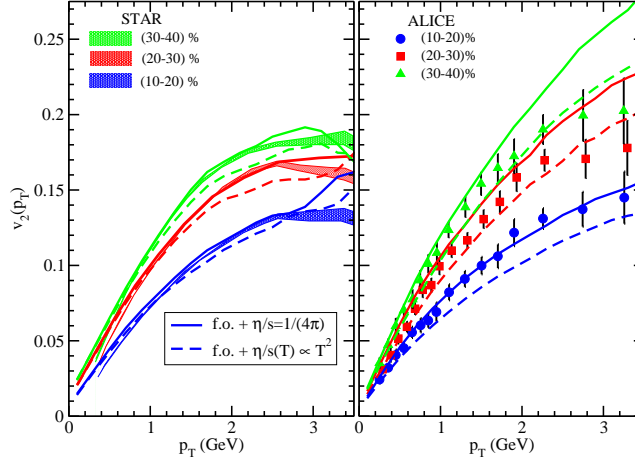


Figure 5. Differential elliptic flow $v_2(p_T)$ at mid rapidity for different collision centralities. On the left panel, the blue red and green bands indicate RHIC results measured by STAR and while points on the right panel are the LHC results measured by the ALICE collaboration with the same colours of the left panel for the different collision centralities, data taken by [2]. The solid and dashed lines are calculations with the inclusion of the kinetic freeze out and with $4\pi\eta/s = 1$ and $4\pi\eta/s \propto T^2$ in the QGP phase respectively. The different colour are for the different collisions centralities.

temperature dependence of the form $\eta/s \sim T^\alpha$ with $\alpha \approx 1 - 1.5$ [25]. To analyze this possible scenarios for η/s in the QGP phase we have considered another different with a quadratic dependence $4\pi\eta/s = (T/T_0)^2 = (\epsilon/\epsilon_0)^{1/2}$ (green line) where $\epsilon_0 = 1.7\text{GeV}/fm^3$ is the energy density at the beginning of the cross over regions where the η/s has its minimum, see blue dashed line in Fig.3. At RHIC energies the v_2 is essentially not sensitive to the dependence of η/s on temperature in the QGP phase, see the dashed blue, red and green lines in the left panel of Fig. 5. However the effect on average is to decrease the value of v_2 but at low $p_T < 1.5\text{GeV}$ the $v_2(p_T)$ appears to be insensitive to $\eta/s(T)$ while a quite mild dependence appears at higher p_T where however the transport approach tends always to overpredicted the elliptic flow observed experimentally. At LHC energies the build-up of v_2 is more affected by the η/s in the QGP phase and on average it is reduced of about a 20%. In any case still a strong temperature dependence in η/s has a small effect on the generation of v_2 we found that with a constant or at most linearly dependent on T η/s the transport approach can describe the data at both RHIC and LHC at least up to $p_T \sim 2 - 3\text{GeV}$. The fact that we can reproduce the $v_2(p_T)$ for different centralities implies that we can reproduce also the breaking of v_2/ϵ scaling as described by core-corona models [29, 30, 31]. In our approach, this fact is taken into account dynamically by the increase of the η/s ratio at lower energy density, see Fig. 3.

3.2. Effect of high p_T partons on v_2

In the previous section has been pointed out that in our approach where we fix locally the ratio η/s we have that $\sigma_{Tot} = K(\rho, T)\sigma_{pQCD}$ therefore we have large cross section independently of the p_T of the colliding particles. Obviously, this procedure doesn't permit to recover the pQCD limit for hard collision therefore we extend our previous approach allowing for a K factor that depends on the invariant energy of the collision $K(s)$. We choose this function in such a way that at high energies $K(s) \rightarrow 1$ and in this way we get the the connection between the non perturbative interacting bulk and the asymptotic pQCD limit. For $K(s)$ we choose the following

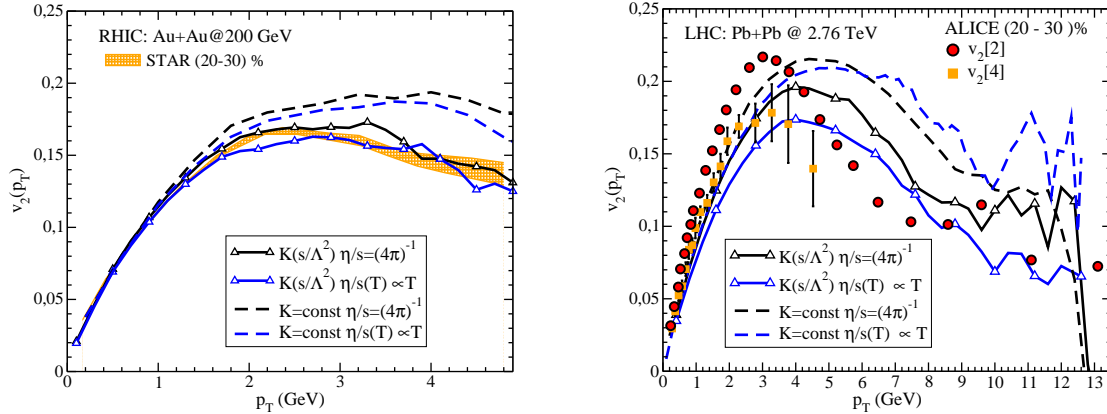


Figure 6. Left: $v_2(p_T)$ at mid rapidity for 20% – 30% collision centrality at RHIC. The dashed lines are the calculations with $K = const$ and for $4\pi\eta/s = 1$ and $4\pi\eta/s \propto T$ with f.o. respectively for black and blue curves while the solid lines are the same but with $K(s/\Lambda^2)$. Right: $v_2(p_T)$ at mid rapidity and for 20% – 30% collision centrality at LHC with the same legend, data taken from [2].

exponential form $K(s/\Lambda^2) = 1 + \gamma e^{-s/\Lambda^2}$, where Λ is a scale parameter that fix the energy scale we have a transition to pQCD behaviour. While γ plays the same role of K in the old calculations and it is determined again in order to keep fixed locally the η/s . Therefore we can repeat the same procedure as described in the previous section but now with $\sigma_{Tot} = K(s)\sigma_{pQCD}$. Only for a qualitative discussion in this section we will show the results for the elliptic flow obtained using the relaxation time approximation (RTA) for the shear viscosity [27]. Implementation with the CE is in progress. In the left panel of Fig. 6 we compare the $v_2(p_T)$ for 20% – 30% collision centrality at RHIC energies with (solid) and without (dashed) the inclusion of an energy dependent K factor and for two T dependences of the η/s . As we can see $K(s/\Lambda^2)$ does not affect at all the $v_2(p_T)$ for $p_T < 2\text{GeV}$, in other words at RHIC energies the high p_T partons do not affect the generation of the v_2 of the bulk. On the other hand, we have a reduction of the v_2 for $p_T > 3\text{GeV}$ and in particular the v_2 becomes a decreasing function of p_T for $p_T > 3\text{GeV}$ in agreement with what is observed experimentally (orange band). In the right panel of Fig. 6 we compare in a large range the $v_2(p_T)$ at LHC energies with (solid) and without (dashed) the inclusion of an energy dependent K factor and for two T dependence of the η/s . We notice that the two sets of experimental data refer to different method of v_2 measurements, namely $v_2[2]$ (circle) and $v_2[4]$ (square) and our theoretical results should be compared to $v_2[4]$ because event-by-event fluctuations are not considered in our calculations. As we can see at LHC energies the v_2 is sensitive to $K(s/\Lambda^2)$ already at $p_T \approx 1.5\text{GeV}$ quite lower than the RHIC case, in other words the many high p_T partons that we have at LHC energies affect the generation of the v_2 of the bulk. In general we observe that the $v_2(p_T)$ becomes more sensitive to the value of the viscosity when we include the function $K(s/\Lambda)$.

We can give the following interpretation for the $v_2(p_T)$: The raise of the $v_2(p_T)$ at low p_T is an effect of a strong interacting fluid where the particles interact mainly non perturbatively with large cross sections and therefore we get a description in agreement with hydrodynamics. For $p_T > 3 - 4\text{GeV}$ the elliptic flows starts to be a decreasing function of p_T . This is the region where the disappearance of the non perturbative effect significantly affects the $v_2(p_T)$ making faster and stronger ($\sim 20 - 25\%$) the fall in the elliptic flow in the range $3\text{GeV} < p_T < 8\text{GeV}$. Finally in our calculation for $p_T > 8\text{GeV}$, where the pQCD limit is almost established, seems to appear the saturation of the v_2 similarly to the experimental data and typical of a path-length

mechanism as in jet quenching models [32]. In this region an analysis with better statistics is required.

4. Chemical equilibration of the QGP

A successful way to account for non-perturbative dynamics of the QGP is a quasi-particle approach, in which the interaction is encoded in the quasi-particle masses [25, 33, 34, 35, 36, 37, 38]. The model is usually completed by introducing a finite bag pressure that can account for further non-perturbative effects. It is well known that, in order to be able to describe the main features of lattice QCD thermodynamics [39], in these quasi-particle models a temperature-dependent mass has to be considered. This also implies that the bag constant has to be temperature-dependent, in order to ensure thermodynamic consistency. We notice that if the QGP can be described in terms of finite mass excitations this has a strong impact on the quasiparticle chemical ratio $N_{q+\bar{q}}/N_g$. In fact at equilibrium one has:

$$\frac{N_{q+\bar{q}}}{N_g} = \frac{d_{q+\bar{q}} m_q^2(T) K_2(m_q/T)}{d_g m_g^2(T) K_2(m_g/T)}, \quad (17)$$

where K_2 is the Bessel function and $m_{q,g}(T)$ are the T -dependent quark and gluon masses that can be determined by a fit [25] to recent lQCD calculations [39]. In Fig.17, we show by solid line the equilibrium ratio when the fit to lQCD $\epsilon(T)$ is done assuming $m_q^2/m_g^2 = 3/2 \cdot (N_c^2 - 1)/N_c(2N_c + N_f) = 4/9$ according to a pQCD scheme [35, 36, 37].

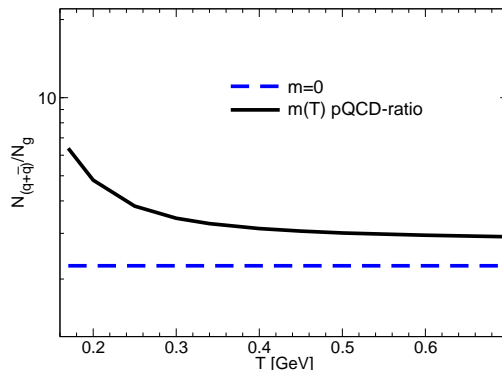


Figure 7. Quark to gluon ratio at equilibrium as a function of the temperature as predicted by QPM [25]. For the solid line the m_q/m_g ratio is according to pQCD while the dashed line indicate the massless case.

The motivation to use a transport equation for quasiparticles with a space-time dependent mass resides in the success of quasi particles in describing correctly the behavior of energy density and pressure of the QGP as computed in the lQCD approach. We employ a Boltzmann-Vlasov transport theory to simulate the partonic stage of the HIC. In the last years several codes have been developed based on transport theory at the cascade level [40, 22, 12, 8], i.e. including only collisions between massless partons, with quite rare exceptions [41, 9, 42].

In this section we present the results within a transport approach that includes the mean field dynamics associated to the thermal self-energies generating the finite mass $m(T)$ in the quasi-particle model discussed in Ref. [25, 35, 36, 37]. In such a picture the relativistic Boltzmann-Vlasov equation can be written as follows:

$$[p^\mu \partial_\mu + m^*(x) \partial_\mu m^*(x) \partial_p^\mu] f(x, p) = \mathcal{C}[f](x, p) \quad (18)$$

where $\mathcal{C}(x, p)$ is the Boltzmann-like collision integral, main ingredient of the several cascade codes:

$$\mathcal{C} = \iint_{21'2'} (f_{1'} f_{2'} - f_1 f_2) |\mathcal{M}_{1'2' \rightarrow 12}|^2 \delta^4(p_1 + p_2 - p'_1 - p'_2) \quad (19)$$

where $\int_j = \int_j d^3 p_j / (2\pi)^3 2E_j$, f_j are the particle distribution functions, while $\mathcal{M}_{f \rightarrow i}$ denotes the invariant transition matrix for elastic as well as inelastic processes. The elastic processes have been implemented and discussed in several previous works [40, 22, 12, 8]. In this section, instead, we will show some results including the inelastic processes between quarks and gluons ($gg \leftrightarrow q\bar{q}$) and to achieve this we have evaluated the matrix element in a pQCD LO order scheme. The tree diagrams contributing to the $gg \leftrightarrow q\bar{q}$ correspond to the u, t, s -channels: $\mathcal{M} = \mathcal{M}_s + \mathcal{M}_t + \mathcal{M}_u$. For the massless case the cross sections for such processes are the textbook pQCD cross section for jet production in high-energy proton-proton collisions. In our case we have considered a finite mass for both gluons and quarks together with a dressed gluon propagator where for vanishing gluon mass we recover the renowned Cambridge cross sections [43]. The details of the calculations are quite similar to the one in [44] for finite current strange quark mass. The thermodynamical self-consistency of the QPM requires a self-consistency between the Bag constant and the effective mass of the quasiparticles [25] which leads to a gap-like equation coupled to Eq.(18):

$$\frac{\partial B}{\partial m_i} = - \int \frac{d^3 \vec{p}}{(2\pi)^3} \frac{m_i(x)}{E_i(x)} f_i(x, p) \quad (20)$$

with $i = q, \bar{q}, g$. Eq.(20) allows to evaluate locally the mass in Eq.(18) also in non-equilibrium conditions guaranteeing the conservation of the energy-momentum tensor of the fluid.

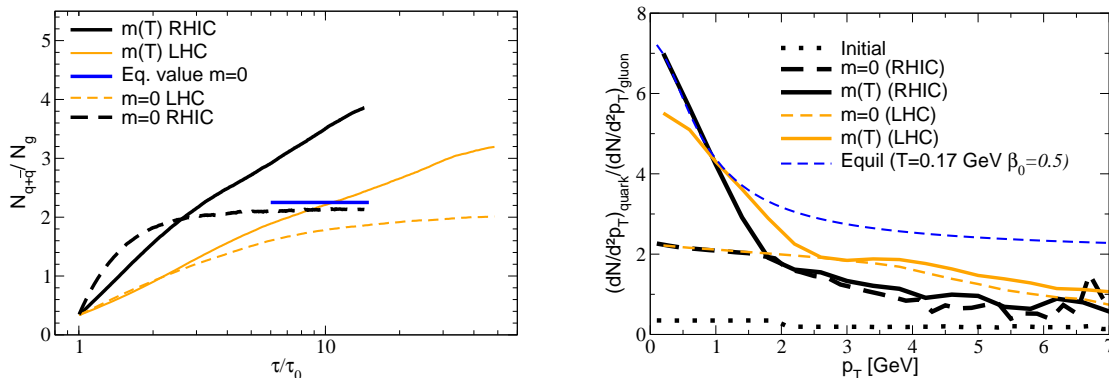


Figure 8. Left: Quark to gluon ratio as a function of time (normalized to τ_0) in $Au + Au$ at $\sqrt{s} = 200$ AGeV (black lines) and for $Pb + Pb$ at $\sqrt{s} = 5.5$ ATeV (light lines). Dashed lines are for the massless case and the solid for the massive case. Right: Quark to gluon ratio vs p_T at the freeze-out time. The thin solid line represents the full equilibrium ratio, Eq. (21); see text for details.

We have checked that the numerical implementation in a stationary box is able to reproduce correctly both the kinetic and the chemical equilibrium. In particular we have carefully checked that for different temperature we get the correct abundance of quarks and gluons as given by Eq.(17). In the following discussion we will show some results for the more realistic case of a HIC.

We have simulated $Au + Au$ collisions at $\sqrt{s} = 200$ AGeV and $Pb + Pb$ at $\sqrt{s} = 5.5$ ATeV for 0 – 10% centrality. The initial conditions are longitudinal boost invariant with an initial quark to gluon ratio of $N_{q+\bar{q}}/N_g = 0.25$ with about 75% of gluon and 25% of quarks. The initial conditions in the r -space are given by the standard Glauber condition while in the p -space we use a Boltzmann-Jüttner distribution function up to a transverse momentum $p_T = 2$ GeV while at larger momenta minijet distributions are implemented, as calculated by pQCD at NLO order [45]. At RHIC the initial maximum temperature at the centre of the fireball is $T_0 = 340$ MeV and the initial time $\tau_0 = 0.6$ fm/c (corresponding also to the $\tau_0 \cdot T_0 \sim 1$ criterium) as in successful hydrodynamical simulations. For $Pb + Pb$ collisions at $\sqrt{s} = 5.5$ ATeV we have $T_0 = 600$ MeV and $\tau_0 \sim 1/T_0 = 0.3$ fm/c. In Fig.8 it is shown the time evolution of the ratio $R_{qg} = N_{q+\bar{q}}/N_g$ for both the massless case (dashed lines) and the massive quasi-particle case (solid lines). As we can see in the massless case at RHIC the system reaches very quickly, in less than 1 fm/c, the chemical equilibrium given by $R_{qg} \sim 2$. The difference in the time evolution of the ratio between RHIC and LHC is due to the temperature dependence of the strong coupling $\alpha_S(T)$ that we have considered in our model. In fact during the first stages of the fireball evolution at LHC the temperature is larger with respect to the initial stages at RHIC and this means a smaller $\alpha_S(T)$ at LHC. However for the final ratio we obtain similar results for RHIC and LHC and this behaviour is consistent with the fact that at the equilibrium this ratio does not depend on the temperature of the system, see dashed line in Fig.(7).

When the quasi-particle massive case is considered, as we can see the ratio R_{qg} is an increasing function with the time and it reaches $R_{qg} \sim 3.8$ for $Au + Au$. As we can see in Fig.(8) for the massive quasi-particle case (solid lines) we have a difference in the time evolution of the ratio $N_{q+\bar{q}}/N_g$ between RHIC and LHC and this is consistent, not only with the temperature dependence of $\alpha_S(T)$, as in the massless case, but also with the fact that the equilibrium value is strongly T dependent especially close to T_c (see Fig.7) and the system is sensitive to the different initial temperature between RHIC and LHC. Nonetheless we find that the fireball reaches a value relatively close to the equilibrium at $T \sim T_c$ and eventually it is composed by about 80% of quark plus anti-quarks. As shown we have that the time evolution of the quark to gluon ratio $N_{q+\bar{q}}/N_g$ is qualitatively similar between RHIC and LHC but for LHC it is always smaller than that at RHIC. This difference is due to the fact that at LHC longer part of the lifetime is spent in a T -region where the equilibrium R_{qg} is nearly constant. This results into a moderately smaller final ratio.

In the right panel of Fig.8 the p_T dependence of the quark to gluon ratio is shown for the initial distribution (dotted line) and the freeze-out distributions: massless case (dashed line) and massive case (solid line). Black lines are for $Au + Au$ and light ones for $Pb + Pb$. We see the large difference between the massless and the massive case and also that the net gluon to quark conversion extends up to quite large p_T . As we can see we have that at very low p_T this ratio is very close to the equilibrium value for both massive with $N_{q+\bar{q}}/N_g \approx 6 - 7$ and massless with $N_{q+\bar{q}}/N_g \approx 2$ at the f.o. where the temperature is $T \approx T_C$. The decrease of the ratio with p_T can be expected considering that high- p_T particles can more easily elude the equilibration dynamics. However, in the massive case, we note a quite strong dependence below $p_T = 2$ GeV that has not to be interpreted as a fast detachment from the chemical equilibrium. In fact the p_T -dependence of the ratio can be evaluated analytically at equilibrium and it is given by

$$\frac{dN/d^2 p_T|_{q+\bar{q}}}{dN/d^2 p_T|_g} = \frac{d_{q+\bar{q}} m_T^q e^{\gamma[(m_T^q - \beta_0 p_T)/T]}}{d_g m_T^g e^{\gamma[(m_T^g - \beta_0 p_T)/T]}} \quad (21)$$

where β_0 is the radial flow velocity, m_T^q and m_T^g are the transverse masses. In the right panel of Fig.(8) with the thin dashed line we plot the function of Eq.(21) rescaled by a factor 0.85 accounting for the lack of full thermalization. The strong p_T dependence obtained in the transport simulation follows very closely the equilibrium behavior at least up to $p_T \sim 1.5$

GeV. This is a well known effect predicted by hydrodynamics and experimentally observed from SPS to LHC energy for hadronic spectra. In conclusion the effect of the mass on the chemical composition of the QGP is substantially both at high p_T and low p_T region where we have a dominance of quarks also in high p_T region. this result represent an important support to the idea of a coalescence of massive quarks [46, 45, 47, 48].

5. Conclusions

In the frame work of the transport approach we have investigated different aspects of the QGP created in Heavy Ion collisions at RHIC and LHC energies.

We have developed a method to solve numerically the Green-Kubo formula for the shear viscosity for the case of a relativistic Boltzmann gas. In our study we have compared the Chapman-Enskog approximation and the relaxation time approximation with the result from the Green-Kubo correlator that in principle should provide the correct result. We have shown our results only for two physical case: isotropic and non-isotropic cross section for massless, for a more complete study see [13]. Our work shows that the relaxation time approximation always underestimate the shear viscosity even by more than a factor of 2 and it gives a satisfying prediction only in the unrealistic case of massless isotropic cross section. Instead in the Chapman-Enskog approximation already at first order have shown an agreement at the level of 2% with the numerical calculations of the Green-Kubo correlator for all the physical case considered. The agreement between the CE approximation at first order and the Green-Kubo method also supplies a relatively simple analytical expression for the viscosity that we have used to developed a kinetic transport theory at fixed viscosity with very good precision. This shows that the current used relaxation time approximation for the viscosity can lead to significantly underestimate the η/s . Therefore previous works [8, 49, 27] in this direction are only approximately valid.

We have investigated within a transport approach at fixed η/s , in the CE approximation, the effect of a temperature dependent η/s at RHIC and LHC energies. An important result is that at LHC a key observables like the elliptic flow is much less contaminated by the hadronic phase allowing a better study of the QGP properties. This result is qualitatively in agreement with the previous work in the RTA. We get for both at RHIC and LHC a good agreement with the data when the ratio $\eta/s \approx 1/(4\pi)$ and in general we observe not a large sensitivity of v_2 to the T dependence in η/s . Furthermore we have seen that at LHC the large ammount of particle with $p_T > 4GeV/c$ interacting nearly perturbatively cannot be neglected. The interplay between perturbative and non-perturbative behaviour seems to have an important effect on the generation of v_2 at intermediate p_T and it could explain the rapid raise and fall of $v_2(p_T)$ in $0 < p_T < 8GeV/c$ shown in the experiments.

Finally, we have studied the evolution of the quark-gluon composition of the plasma created in ultra-Relativistic Heavy Ion Collisions (uRHIC's) implied by standard quasi-particle approach developed to study the thermodynamics of the QGP. This has been realized employing a Boltzmann-Vlasov transport theory that includes both elastic and inelastic collisions. This study shows that one could expect that the QGP created in uRHIC's, even if it is initially a Glasma should very quickly evolve into a plasma dominated by quark plus antiquarks close to the cross-over temperature T_c . With the quark to gluon ratio can evolve by more than a factor 20 and at freeze-out is anyway almost a factor 2 larger than the one for an equilibrated massless QGP. The results are quite robust and developments of the QPM [25, 35, 36, 37] or inclusion of three-body inelastic scatterings may even make the effect larger. The result supplies a theoretical justification of the *massive-quark* coalescence hadronization models able to successfully describe several puzzling observations at RHIC and LHC [46, 45, 47, 48].

References

- [1] Adams J *et al.* (STAR Collaboration) 2005 *Nucl.Phys.* **A757** 102–183 (*Preprint nucl-ex/0501009*)
- [2] Aamodt K *et al.* (ALICE Collaboration) 2010 *Phys.Rev.Lett.* **105** 252302 (*Preprint 1011.3914*)
- [3] Romatschke P and Romatschke U 2007 *Phys.Rev.Lett.* **99** 172301 (*Preprint 0706.1522*)
- [4] Huovinen P and Molnar D 2009 *Phys.Rev.* **C79** 014906 (*Preprint 0808.0953*)
- [5] Song H and Heinz U W 2008 *Phys.Rev.* **C78** 024902 (*Preprint 0805.1756*)
- [6] Xu Z, Greiner C and Stocker H 2008 *Phys.Rev.Lett.* **101** 082302 (*Preprint 0711.0961*)
- [7] Xu Z and Greiner C 2009 *Phys.Rev.* **C79** 014904 (*Preprint 0811.2940*)
- [8] Ferini G, Colonna M, Di Toro M and Greco V 2009 *Phys.Lett.* **B670** 325–329 (*Preprint 0805.4814*)
- [9] Plumari S, Baran V, Di Toro M, Ferini G and Greco V 2010 *Phys.Lett.* **B689** 18–22 (*Preprint 1001.2736*)
- [10] Kubo R 1957 *J.Phys.Soc.Jap.* **12** 570–586
- [11] Zubarev R and Morozov O *Statistical Mechanics of Non-equilibrium Processes Vol. 2: Relaxation and Hydrodynamics* (Akademie Verlag GmbH)
- [12] Xu Z and Greiner C 2005 *Phys.Rev.* **C71** 064901 (*Preprint hep-ph/0406278*)
- [13] Plumari S, Puglisi A, Scardina F and Greco V 2012 (*Preprint 1208.0481*)
- [14] Wesp C, El A, Reining F, Xu Z, Bouras I *et al.* 2011 *Phys.Rev.* **C84** 054911 (*Preprint 1106.4306*)
- [15] Fuini John I, Demir N S, Srivastava D K and Bass S A 2011 *J.Phys.G* **G38** 015004 (*Preprint 1008.2306*)
- [16] Demir N and Bass S A 2009 *Phys.Rev.Lett.* **102** 172302 (*Preprint 0812.2422*)
- [17] Muronga A 2004 *Phys.Rev.* **C69** 044901 (*Preprint nucl-th/0309056*)
- [18] Gavin S 1985 *Nucl.Phys.* **A435** 826–843
- [19] Chakraborty P and Kapusta J 2011 *Phys.Rev.* **C83** 014906 (*Preprint 1006.0257*)
- [20] Wiranata A and Prakash M 2012 *Phys.Rev.* **C85** 054908 (*Preprint 1203.0281*)
- [21] Zhang B, Gyulassy M and Ko C M 1999 *Phys.Lett.* **B455** 45–48 (*Preprint nucl-th/9902016*)
- [22] Molnar D and Gyulassy M 2002 *Nucl.Phys.* **A697** 495–520 (*Preprint nucl-th/0104073*)
- [23] Plumari S, Baran V, Di Toro M and Greco V 2011 *J.Phys.Conf.Ser.* **270** 012061 (*Preprint 1009.2664*)
- [24] Molnar D 2008 (*Preprint 0806.0026*)
- [25] Plumari S, Alberico W M, Greco V and Ratti C 2011 *Phys.Rev.* **D84** 094004 (*Preprint 1103.5611*)
- [26] Demir N and Bass S A 2009 *Eur.Phys.J.* **C62** 63–68
- [27] Plumari S and Greco V 2012 *AIP Conf.Proc.* **1422** 56–61 (*Preprint 1110.2383*)
- [28] Meyer H B 2007 *Phys.Rev.* **D76** 101701 (*Preprint 0704.1801*)
- [29] Becattini F and Manninen J 2009 *Phys.Lett.* **B673** 19–23 (*Preprint 0811.3766*)
- [30] Aichelin J and Werner K 2009 *Phys.Rev.* **C79** 064907 (*Preprint 0810.4465*)
- [31] Aichelin J and Werner K 2010 *Phys.Rev.* **C82** 034906 (*Preprint 1001.1545*)
- [32] Scardina F, Di Toro M and Greco V 2010 *Phys.Rev.* **C82** 054901
- [33] Ruggieri M, Alba P, Castorina P, Plumari S, Ratti C *et al.* 2012 (*Preprint 1204.5995*)
- [34] Bluhm M, Kampf B and Redlich K 2011 *Phys.Rev.* **C84** 025201 (*Preprint 1011.5634*)
- [35] Levai P and Heinz U W 1998 *Phys.Rev.* **C57** 1879–1890 (*Preprint hep-ph/9710463*)
- [36] Peshier A and Cassing W 2005 *Phys.Rev.Lett.* **94** 172301 (*Preprint hep-ph/0502138*)
- [37] Peshier A, Kampf B, Pavlenko O and Soff G 1996 *Phys.Rev.* **D54** 2399–2402
- [38] Ratti C, Bellwied R, Cristoforetti M and Barbaro M 2012 *Phys.Rev.* **D85** 014004 (*Preprint 1109.6243*)
- [39] Borsanyi S, Endrodi G, Fodor Z, Jakovac A, Katz S D *et al.* 2010 *JHEP* **1011** 077 (*Preprint 1007.2580*)
- [40] Zhang B, Ko C, Li B A and Lin Z w 2000 *Phys.Rev.* **C61** 067901 (*Preprint nucl-th/9907017*)
- [41] Cassing W and Bratkovskaya E 2009 *Nucl.Phys.* **A831** 215–242 (*Preprint 0907.5331*)
- [42] Scardina F, Colonna M, Plumari S and Greco V 2012 (*Preprint 1202.2262*)
- [43] Combridge B 1979 *Nucl.Phys.* **B151** 429
- [44] Biro T, Levai P and Muller B 1990 *Phys.Rev.* **D42** 3078–3087
- [45] Greco V, Ko C and Levai P 2003 *Phys.Rev.* **C68** 034904 (*Preprint nucl-th/0305024*)
- [46] Greco V, Ko C and Levai P 2003 *Phys.Rev.Lett.* **90** 202302 (*Preprint nucl-th/0301093*)
- [47] Fries R, Muller B, Nonaka C and Bass S 2003 *Phys.Rev.* **C68** 044902 (*Preprint nucl-th/0306027*)
- [48] Fries R J, Greco V and Sorensen P 2008 *Ann.Rev.Nucl.Part.Sci.* **58** 177–205 (*Preprint 0807.4939*)
- [49] Armesto N e, Borghini N e, Jeon S e, Wiedemann UA e, Abreu S *et al.* 2008 *J.Phys.G* **G35** 054001 (*Preprint 0711.0974*)