

# Residual variance and the signal-to-noise ratio in high-dimensional linear models

Lee H. Dicker\*

*Department of Statistics and Biostatistics  
Rutgers University  
501 Hill Center, 110 Frelinghuysen Road  
Piscataway, NJ 08854  
e-mail: [ldicker@stat.rutgers.edu](mailto:ldicker@stat.rutgers.edu)*

**Abstract:** Residual variance and the signal-to-noise ratio are important quantities in many statistical models and model fitting procedures. They play an important role in regression diagnostics, in determining the performance limits in estimation and prediction problems, and in shrinkage parameter selection in many popular regularized regression methods for high-dimensional data analysis. We propose new estimators for the residual variance, the  $\ell^2$ -signal strength, and the signal-to-noise ratio that are consistent and asymptotically normal in high-dimensional linear models with Gaussian predictors and errors, where the number of predictors  $d$  is proportional to the number of observations  $n$ . Existing results on residual variance estimation in high-dimensional linear models depend on sparsity in the underlying signal. Our results require no sparsity assumptions and imply that the residual variance may be consistently estimated even when  $d > n$  and the underlying signal itself is non-estimable. Basic numerical work suggests that some of the distributional assumptions made for our theoretical results may be relaxed.

**AMS 2000 subject classifications:** Primary 62J05; secondary 62F12, 15B52.

**Keywords and phrases:** Asymptotic normality, high-dimensional data analysis, Poincaré inequality, random matrices, residual variance, signal-to-noise ratio.

## 1. Introduction

Consider the linear model

$$y_i = \mathbf{x}_i^T \boldsymbol{\beta} + \epsilon_i, \quad i = 1, \dots, n, \quad (1)$$

where  $y_1, \dots, y_n \in \mathbb{R}$  and  $\mathbf{x}_1 = (x_{11}, \dots, x_{1d})^T, \dots, \mathbf{x}_n = (x_{n1}, \dots, x_{nd})^T \in \mathbb{R}^d$  are observed outcomes and  $d$ -dimensional predictors, respectively,  $\epsilon_1, \dots, \epsilon_n \in \mathbb{R}$  are unobserved iid errors with  $E(\epsilon_i) = 0$  and  $\text{Var}(\epsilon_i) = \sigma^2 > 0$ , and  $\boldsymbol{\beta} = (\beta_1, \dots, \beta_d)^T \in \mathbb{R}^d$  is an unknown  $d$ -dimensional parameter. To simplify notation, let  $\mathbf{y} = (y_1, \dots, y_n)^T \in \mathbb{R}^n$  denote the  $n$ -dimensional vector of

---

\*Supported by NSF Grant DMS-1208785

outcomes and  $X = (\mathbf{x}_1, \dots, \mathbf{x}_n)^T$  denote the  $n \times d$  matrix of predictors. Also let  $\boldsymbol{\epsilon} = (\epsilon_1, \dots, \epsilon_n)^T$ . Then (1) may be re-expressed as

$$\mathbf{y} = X\boldsymbol{\beta} + \boldsymbol{\epsilon}.$$

In this paper, we focus on the case where the predictors  $\mathbf{x}_i$  are random. More specifically, we assume that  $\mathbf{x}_1, \dots, \mathbf{x}_n$  are iid random vectors with mean 0 and  $d \times d$  positive definite covariance matrix  $\Sigma$  (many of the results in this paper are applicable if  $E(\mathbf{x}_i) \neq 0$  upon centering the data; however, this is not pursued further here).

Let  $\tau^2 = \boldsymbol{\beta}^T \Sigma \boldsymbol{\beta} = \|\Sigma^{1/2} \boldsymbol{\beta}\|^2$ , where  $\|\cdot\|$  denotes the  $\ell^2$ -norm. Then  $\tau^2$  is a measure of the overall ( $\ell^2$ -) signal strength. The residual variance  $\sigma^2 = \text{Var}(\epsilon_i) = \text{Var}\{E(y_i|\mathbf{x}_i)\}$  and the signal strength  $\tau^2$  are important quantities in many problems in statistics. For example, in estimation and prediction problems,  $\sigma^2$  typically determines the scale of an estimator's risk under quadratic loss. More broadly,  $\sigma^2$ ,  $\tau^2$ , and associated quantities, such as the signal-to-noise ratio  $\tau^2/\sigma^2$ , all play a key role in regression diagnostics. Thus, reliable estimators of  $\sigma^2$  and  $\tau^2$  are desirable.

For invertible  $X^T X$ , let  $\hat{\boldsymbol{\beta}}_{ols} = (X^T X)^{-1} X^T \mathbf{y}$  be the ordinary least squares estimator for  $\boldsymbol{\beta}$ . If  $n - d \rightarrow \infty$ , then

$$\hat{\sigma}_0^2 = \frac{1}{n-d} \|\mathbf{y} - X\hat{\boldsymbol{\beta}}_{ols}\|^2 = \frac{1}{n-d} \|\mathbf{y}\|^2 - \frac{1}{n-d} \mathbf{y}^T X (X^T X)^{-1} X^T \mathbf{y} \quad (2)$$

is a consistent estimator for  $\sigma^2$  and, under fairly mild additional conditions, is asymptotically normal. Consistent estimators for  $\tau^2$  can also be constructed. For instance, if  $n - d \rightarrow \infty$ , it is easily seen that

$$\hat{\tau}_0^2 = \frac{1}{n} \|\mathbf{y}\|^2 - \hat{\sigma}_0^2 = -\frac{d}{n(n-d)} \|\mathbf{y}\|^2 + \frac{1}{n-d} \mathbf{y}^T X (X^T X)^{-1} X^T \mathbf{y} \quad (3)$$

is a consistent estimator for  $\tau^2$  under mild conditions.

It is more challenging to construct reliable estimators for  $\sigma^2$  and  $\tau^2$  in high-dimensional linear models, where  $d \geq n$ . Indeed, if  $d \geq n$ , then the estimator  $\hat{\sigma}_0^2$  breaks down; however, estimating  $\sigma^2$  and  $\tau^2$  remains important. In high-dimensional linear models with  $d \geq n$ ,  $\sigma^2$  plays an important role in selecting effective shrinkage parameters for many popular regularized regression methods (Bickel et al., 2009; Candès and Tao, 2007; Zhang, 2010). The signal-to-noise ratio  $\tau^2/\sigma^2$  is also important for shrinkage parameter selection, and it determines performance limits in certain high-dimensional regression problems (Dicker, 2012a,b).

In this paper, we propose new estimators for  $\sigma^2$  and  $\tau^2$  that are consistent and asymptotically normal, with rate  $n^{-1/2}$ , in an asymptotic regime where  $d/n \rightarrow \rho \in [0, \infty)$  (whenever we write  $d/n \rightarrow \rho$ , it is implicit that  $n \rightarrow \infty$  as well). We also show that these estimators may be used to derive consistent and asymptotically normal estimators for function of  $\sigma^2$  and

$\tau^2$ , like the signal-to-noise ratio. Previous work on estimating  $\sigma^2$  in high-dimensional linear models where  $d \geq n$  has been conducted by Sun and Zhang (2011) and Fan et al. (2012). These authors assume that  $\beta$  is sparse (e.g. the  $\ell^1$ -norm or  $\ell^0$ -norm of  $\beta$  is small) and their results for estimating  $\sigma^2$  are related to the fact that  $\beta$  itself is estimable under the specified sparsity assumptions. Though Sun and Zhang’s (2011) and Fan et al.’s (2012) results even apply in settings where  $d/n \rightarrow \infty$ , their sparsity assumptions may be untenable in certain instances and this can dramatically affect the performance of their estimators. In this paper, we make no sparsity assumptions (however,  $\sigma^2$  and  $\tau^2$  are required to be bounded) and we show that the proposed estimators for  $\sigma^2$  and  $\tau^2$  perform well in situations where  $d \geq n$  and  $\beta$  is provably non-estimable. This is one of the main messages of the paper: Though some type of sparsity is required to consistently estimate  $\beta$  in high-dimensional linear models, sparsity in  $\beta$  is *not* required to estimate  $\sigma^2$  and  $\tau^2$ .

### 1.1. Distributional assumptions

Though sparsity is not required in this paper, we do make strong distributional assumptions about the data. In particular, we henceforth assume that

$$\epsilon_1, \dots, \epsilon_n \stackrel{\text{iid}}{\sim} N(0, \sigma^2) \quad \text{and} \quad \mathbf{x}_1, \dots, \mathbf{x}_n \stackrel{\text{iid}}{\sim} N(0, \Sigma). \quad (4)$$

While normality is used heavily throughout our analysis, we expect that key aspects of many of the results in this paper remain valid under weaker distributional assumptions. This is explored via simulation in Section 4.

Not surprisingly, the analysis in this paper is simplified by the normality assumption (4). To explain the relevance of (4) in more detail, we first point out that our primary consistency results for the proposed estimators of  $\sigma^2$  and  $\tau^2$  (Theorem 1 below) follow from exact calculations of the estimators’ mean and variance. If the normality assumption (4) is violated, then these calculations are generally invalid; similar techniques may be applicable, if other conditions hold, but exact finite sample calculations are not likely to be possible and any corresponding approximation may be more involved.

The normality assumption (4) also facilitates the use of a collection of “soft-tools” for random matrices developed by Chatterjee (2009) to prove that the estimators proposed in this paper are asymptotically normal. These tools are related to second order Poincaré inequalities and Stein’s method (Stein, 1986). Asymptotic normality for the proposed estimators follows by bounding the total variation distance to a normal random variable. These bounds contain information about how the variability of the proposed estimators may depend  $d$ ,  $n$ ,  $\Sigma$ ,  $\sigma^2$ , and  $\tau^2$ . This is easily leveraged to obtain consistent and asymptotically normal estimators for functions of  $\sigma^2$  and  $\tau^2$  (such as the signal-to-noise ratio,  $\tau^2/\sigma^2$ ; see Corollary 2 below), which is

an important practical objective. Thus, one of the appealing aspects of the “soft tools” used in this paper is their flexibility. On the other hand, paraphrasing Chatterjee (2009), other existing methods for asymptotic analysis in random matrix theory rely heavily on the exact calculation of limits (Bai and Silverstein, 2004; Jonsson, 1982); we suggest that this may be a more delicate endeavor in some instances. If the normality assumption (4) does not hold, then it is unclear if the soft tools used in this paper are still applicable and, consequently, other techniques may be required. Existing work in random matrix theory suggests that this may be possible (see, for example, (Bai et al., 2007; El Karoui and Koesters, 2011; Pan and Zhou, 2008)); however, the computations are likely more involved and the breadth of applicability of alternative techniques seems unclear.

### 1.2. Correlation among predictors

Another challenging issue for estimating  $\sigma^2$  and  $\tau^2$  when  $d > n$  involves the covariance matrix  $\text{Cov}(\mathbf{x}_i) = \Sigma$ . Our initial estimators for  $\sigma^2$  and  $\tau^2$  are devised under the assumption that  $\Sigma$  is known (equivalently,  $\Sigma = I$ ; see Section 2). These estimators are unbiased, consistent, and asymptotically normal. We subsequently propose modified estimators for  $\sigma^2$  and  $\tau^2$  in cases where  $\Sigma$  is unknown, but (i) a norm-consistent estimator for  $\Sigma$  is available, or (ii)  $\Sigma$  and  $\beta$  satisfy certain conditions described in Section 3.2. If a norm-consistent estimator for  $\Sigma$  is available, then the proposed estimators for  $\sigma^2$  and  $\tau^2$  are consistent; if, furthermore,  $\Sigma$  is estimated at rate  $o(n^{-1/2})$ , then the estimators are asymptotically normal. On the other hand, if  $d/n \rightarrow \rho \in (0, \infty)$ , then norm-consistent estimators for  $\Sigma$  are not generally available (though there are important examples where norm-consistent estimators for  $\Sigma$  can be found – this is discussed in more detail in Section 3.1). Thus, it is important to construct estimators for  $\sigma^2$  and  $\tau^2$  that perform reliably when  $\Sigma$  is completely unknown. While it remains an open problem to find estimators for  $\sigma^2$  and  $\tau^2$  that are consistent for completely general  $\Sigma$ , in Section 3.2 we propose estimators that are consistent and asymptotically normal, provided  $\Sigma$  and  $\beta$  satisfy conditions that are closely related to other conditions that have appeared in the random matrix theory literature (Bai et al., 2007; Pan and Zhou, 2008). These conditions basically require that  $\beta$  and  $\Sigma$  are *asymptotically free* in the sense of free probability (see, for example, (Speicher, 2003) for a brief overview of free probability and random matrix theory).

### 1.3. Additional remarks

The problems considered in this paper have at least a passing resemblance to the Neyman-Scott problem (Lancaster, 2000; Neyman and Scott, 1948). In a simplified version of this problem, observations  $w_{ij} \sim N(\mu_i, \nu^2)$ ,  $i = 1, \dots, n$ ,  $j = 1, 2$  are available, and the goal is to estimate  $\sigma^2$ . The means  $\mu_i$  are nuisance parameters and, without additional specification, none

of the  $\mu_i$  are estimable, as  $n \rightarrow \infty$ . Furthermore, the profile maximum likelihood estimator for  $\nu^2$ , which is given by

$$\hat{\nu}_{MLE}^2 = \frac{1}{4n} \sum_{i=1}^n (w_{i1} - w_{i2})^2,$$

is inconsistent; indeed,  $\lim_{n \rightarrow \infty} \hat{\nu}_{MLE}^2 = \nu^2/2$ . On the other hand, the simple method of moments estimator  $\hat{\nu}_{MOM}^2 = 2\hat{\nu}_{MLE}^2$  is consistent for  $\nu^2$  and asymptotically normal.

In linear models (1) with  $d \geq n$ , which are the main focus of this paper, the parameter  $\beta$  is typically non-estimable. However, we show below that  $\sigma^2$  may still be consistently estimated in a variety of circumstances. Moreover, as in the Neyman-Scott problem, it is unclear how to proceed with likelihood inference. Indeed, the MLE

$$\hat{\sigma}_{MLE}^2 = \begin{cases} \frac{1}{n} \|\mathbf{y} - X\hat{\beta}_{ols}\|^2 & \text{if } d < n \\ 0 & \text{if } d \geq n \end{cases}$$

is degenerate when  $d \geq n$  and it can even be troublesome when  $d < n$ : if  $d/n \rightarrow \rho \in (0, 1)$ , then  $\hat{\sigma}^2 \rightarrow (1 - \rho)\sigma^2 \neq \sigma^2$ . Furthermore, similar to the Neyman-Scott problem described in the previous paragraph, the basic estimator for  $\sigma^2$  derived in Section 2.1 is a method of moments estimator.

In our view, the major implication of the preceding discussion is that the ambiguities of likelihood inference which arise in this problem contribute to difficulties in devising a systematic approach to estimation and efficiency when studying  $\sigma^2$ ,  $\tau^2$ , and related quantities in high-dimensional linear models. While the estimators proposed in this paper are shown to have reasonable properties, further research into these broader issues may be warranted.

#### 1.4. Overview of the paper

Section 2 is primarily devoted to the case where  $\text{Cov}(\mathbf{x}_i) = I$ . A motivating discussion and the definition of the basic estimators for  $\sigma^2$  and  $\tau^2$  may be found in Section 2.1. Section 2.2 and Section 2.3 address consistency and asymptotic normality for the basic estimators, respectively. The case where  $\text{Cov}(\mathbf{x}_i) = \Sigma$  is unknown is addressed in Section 3. Section 3.1 is concerned with the case where a norm-consistent estimator for  $\Sigma$  is available; Section 3.2 covers the case where no such estimator may be found, but  $\beta$  and  $\Sigma$  satisfy certain additional conditions. The results of three simulation studies are reported in Section 4. Two of these studies illustrate basic properties of the estimators proposed in this paper. In the third study, we compare the performance of our estimators for  $\sigma^2$  to the performance of estimators for  $\sigma^2$  proposed by [Sun and Zhang \(2011\)](#). Section 5 contains a concluding discussion, where we briefly mention some potential alternatives to the estimators proposed in this paper and

issues related to efficiency. Proofs may be found in the Appendix; some of the more extended calculations required for these proofs are contained in the Supplemental Text (which may be found after the Bibliography below).

## 2. Independent predictors: $\Sigma = I$

Throughout the discussion in this section, we assume that  $\Sigma = I$ . All of the calculations in Section 2.1-2.2 require  $\Sigma = I$ . However, the main result of Section 2.3 (Theorem 3, on asymptotic normality) holds for arbitrary positive definite  $\Sigma$ . Notice that if  $\Sigma \neq I$ , but  $\Sigma$  is known, then one easily reduces to the case where  $\Sigma = I$  by replacing  $X$  with  $X\Sigma^{-1/2}$ .

### 2.1. Motivation and the basic estimators

For illustrative purposes, suppose for the moment that  $d < n$ . The estimator  $\hat{\sigma}_0^2$ , defined in (2), may be interpreted as the projection of  $\mathbf{y}$  onto  $\text{col}(X)^\perp \subseteq \mathbb{R}^n$ , the orthogonal complement of the column space of  $X$ . This well-known interpretation highlights one of the obstacles to estimating  $\sigma^2$  in linear models with more predictors than observations: If  $d \geq n$ , then  $\text{col}(X) = \mathbb{R}^n$ ; thus,  $\text{col}(X)^\perp = \{0\}$  and any projection onto  $\text{col}(X)^\perp$  is trivial. An alternative interpretation of  $\hat{\sigma}_0^2$  suggests methods for estimating  $\sigma^2$  and  $\tau^2$  in high-dimensional linear models.

Consider the linear combination of  $n^{-1}\|\mathbf{y}\|^2$  and  $n^{-1}\mathbf{y}^T X(X^T X)^{-1} X^T \mathbf{y}$ ,

$$L_0(a_1, a_2) = a_1 \frac{1}{n} \|\mathbf{y}\|^2 + a_2 \frac{1}{n} \mathbf{y}^T X(X^T X)^{-1} X^T \mathbf{y}$$

for  $a_1, a_2 \in \mathbb{R}$  and observe that

$$E \left( \frac{1}{n} \|\mathbf{y}\|^2 \right) = \sigma^2 + \tau^2 \tag{5}$$

$$E \left\{ \frac{1}{n} \mathbf{y}^T X(X^T X)^{-1} X^T \mathbf{y} \right\} = \frac{d}{n} \sigma^2 + \tau^2 \tag{6}$$

are non-redundant linear combinations of  $\sigma^2$  and  $\tau^2$ . Since

$$\begin{aligned} EL_0(a_1, a_2) &= a_1 E \left( \frac{1}{n} \|\mathbf{y}\|^2 \right) + a_2 E \left\{ \frac{1}{n} \mathbf{y}^T X(X^T X)^{-1} X^T \mathbf{y} \right\} \\ &= a_1 (\sigma^2 + \tau^2) + a_2 \left( \frac{d}{n} \sigma^2 + \tau^2 \right), \end{aligned}$$

it follows that there exist  $a_{11}, a_{12} \in \mathbb{R}$  such that  $L_0(a_{11}, a_{12})$  is an unbiased estimator of  $\sigma^2$ , i.e.  $EL_0(a_{11}, a_{12}) = \sigma^2$ . In particular, we have

$$EL_0\left(\frac{n}{n-d}, -\frac{n}{n-d}\right) = \sigma^2$$

and, moreover,  $\hat{\sigma}_0^2 = L_0\{n/(n-d), -n/(n-d)\}$ . Thus, for  $d < n$ ,  $\hat{\sigma}_0^2$  may be viewed as the unique linear combination of  $n^{-1}\|\mathbf{y}\|^2$  and  $n^{-1}\mathbf{y}^T X(X^T X)^{-1} X^T \mathbf{y}$  that yields an unbiased estimator of  $\sigma^2$ .

The identities (5)-(6) also imply that there exist  $a_{21}, a_{22} \in \mathbb{R}$  such that  $L_0(a_{21}, a_{22})$  is an unbiased estimator for  $\tau^2$ . Indeed,

$$EL_0\left(-\frac{d}{n-d}, \frac{n}{n-d}\right) = \tau^2$$

and

$$\hat{\tau}_0^2 = L_0\left(-\frac{d}{n-d}, \frac{n}{n-d}\right)$$

is the estimator defined initially in (3).

The ideas above are easily adapted to a more general setting that is useful for problems where  $d \geq n$ . Broadly, we seek statistics  $T_1 = T_1(\mathbf{y}, X)$  and  $T_2 = T_2(\mathbf{y}, X)$  such that

$$\begin{aligned} E(T_1) &= b_{11}\sigma^2 + b_{12}\tau^2 \\ E(T_2) &= b_{21}\sigma^2 + b_{22}\tau^2 \end{aligned} \quad \text{for some constants } b_{11}, b_{12} \in \mathbb{R} \text{ with } b_{11}b_{22} - b_{12}b_{21} \neq 0. \quad (7)$$

In other words, the expected value of the statistics  $T_1, T_2$  should form a pair of non-degenerate linear combinations of  $\sigma^2$  and  $\tau^2$ . If such  $T_1$  and  $T_2$  can be found, then unbiased estimators for  $\sigma^2, \tau^2$  may be formed by taking linear combinations of  $T_1$  and  $T_2$ . Moreover, asymptotic properties of these estimators are determined by the asymptotic properties of  $T_1, T_2$ .

In the example discussed above, where  $d < n$ ,  $T_1 = n^{-1}\|\mathbf{y}\|^2$  and  $T_2 = n^{-1}\mathbf{y}^T X(X^T X)^{-1} X^T \mathbf{y}$ . If  $d \geq n$ , then alternatives to  $T_2 = n^{-1}\mathbf{y}^T X(X^T X)^{-1} X^T \mathbf{y}$  must be sought; in this paper, we focus on  $T_2 = n^{-2}\|X^T \mathbf{y}\|^2$  (remarks on other potential alternatives may be found in Section 5). Using basic facts about the Wishart distribution (see Supplemental Text for formulas involving various moments of the Wishart distribution, which are obtained using techniques from (Graczyk et al., 2005; Letac and Massam, 2004) and are used throughout the paper), we have

$$E\left(\frac{1}{n^2}\|X^T \mathbf{y}\|^2\right) = \frac{1}{n^2} E\mathbf{y}^T X X^T \mathbf{y}$$

$$\begin{aligned}
&= \frac{1}{n^2} E\beta^T (X^T X)^2 \beta + \frac{1}{n^2} E\boldsymbol{\epsilon}^T X X^T \boldsymbol{\epsilon} \\
&= \frac{d+n+1}{n} \tau^2 + \frac{d}{n} \sigma^2.
\end{aligned} \tag{8}$$

Since  $E(n^{-1}\|\mathbf{y}\|^2) = \sigma^2 + \tau^2$ , it follows that  $T_1 = n^{-1}\|\mathbf{y}\|^2$  and  $T_2 = n^{-2}\|X^T \mathbf{y}\|^2$  satisfy (7). Moreover,  $T_2 = n^{-2}\|X^T \mathbf{y}\|^2$  is defined and (8) is valid even when  $d \geq n$ . Now let

$$L(a_1, a_2) = \frac{a_1}{n} \|\mathbf{y}\|^2 + \frac{a_2}{n^2} \|X^T \mathbf{y}\|^2.$$

and define

$$\begin{aligned}
\hat{\sigma}^2 &= L\left(\frac{d+n+1}{n+1}, -\frac{n}{n+1}\right) = \frac{d+n+1}{n(n+1)} \|\mathbf{y}\|^2 - \frac{1}{n(n+1)} \|X^T \mathbf{y}\|^2 \\
\hat{\tau}^2 &= L\left(-\frac{d}{n+1}, \frac{n}{n+1}\right) = -\frac{d}{n(n+1)} \|\mathbf{y}\|^2 + \frac{1}{n(n+1)} \|X^T \mathbf{y}\|^2.
\end{aligned}$$

Making use of (5) and (8), a basic calculation implies that  $\hat{\sigma}^2$  and  $\hat{\tau}^2$  are unbiased estimators for  $\sigma^2$  and  $\tau^2$ . Thus, we have the following theorem.

**Theorem 1.** [Unbiasedness] *Suppose that  $\Sigma = I$ . Then  $E(\hat{\sigma}^2) = \sigma^2$  and  $E(\hat{\tau}^2) = \tau^2$ .*

## 2.2. Consistency

Let  $\hat{\boldsymbol{\theta}} = (\hat{\sigma}^2, \hat{\tau}^2)^T$  and let  $\mathbf{T} = (n^{-1}\|\mathbf{y}\|^2, n^{-2}\|X^T \mathbf{y}\|^2)^T$ . The covariance matrix of  $\hat{\boldsymbol{\theta}}$  is important for understanding the asymptotic properties of  $\hat{\sigma}^2$  and  $\hat{\tau}^2$ . Since  $\hat{\boldsymbol{\theta}} = A\mathbf{T}$ , where

$$A = \begin{pmatrix} \frac{d+n+1}{n+1} & -\frac{n}{n+1} \\ -\frac{d}{n+1} & \frac{n}{n+1} \end{pmatrix}, \tag{9}$$

it follows that  $\text{Cov}(\hat{\boldsymbol{\theta}}) = A\text{Cov}(\mathbf{T})A^T$ . The covariance matrices for  $\hat{\boldsymbol{\theta}}$  and  $\mathbf{T}$  are both computed explicitly in the Appendix. Asymptotic approximations for the entries of  $\text{Cov}(\hat{\boldsymbol{\theta}})$  that are valid as  $d/n \rightarrow \rho \in [0, \infty)$  are given below:

$$\text{Var}(\hat{\sigma}^2) \sim \frac{2}{n} \{\rho(\sigma^2 + \tau^2)^2 + \sigma^4 + \tau^4\} \tag{10}$$

$$\text{Var}(\hat{\tau}^2) \sim \frac{2}{n} \{(\rho+1)(\sigma^2 + \tau^2)^2 - \sigma^4 + 3\tau^4\} \tag{11}$$

$$\text{Cov}(\hat{\sigma}^2, \hat{\tau}^2) \sim -\frac{2}{n} \{\rho(\sigma^2 + \tau^2)^2 + 2\tau^4\}. \tag{12}$$

The following theorem contains a slightly more detailed version of these approximations, and gives an explicit consistency result for  $\hat{\sigma}^2, \hat{\tau}^2$ . The theorem is proved in the Appendix.



**Theorem 2.** [Consistency] *Suppose that  $\Sigma = I$ . Then*

$$\begin{aligned}\text{Var}(\hat{\sigma}^2) &= \frac{2}{n} \left\{ \frac{d}{n} (\sigma^2 + \tau^2)^2 + \sigma^4 + \tau^4 \right\} \left\{ 1 + O\left(\frac{1}{n}\right) \right\} \\ \text{Var}(\hat{\tau}^2) &= \frac{2}{n} \left\{ \left(1 + \frac{d}{n}\right) (\sigma^2 + \tau^2)^2 - \sigma^4 + 3\tau^4 \right\} \left\{ 1 + O\left(\frac{1}{n}\right) \right\} \\ \text{Cov}(\hat{\sigma}^2, \hat{\tau}^2) &= -\frac{2}{n} \left\{ \frac{d}{n} (\sigma^2 + \tau^2)^2 + 2\tau^4 \right\} \left\{ 1 + O\left(\frac{1}{n}\right) \right\}.\end{aligned}$$

*In particular,*

$$|\hat{\sigma}^2 - \sigma^2|, |\hat{\tau}^2 - \tau^2| = O_P \left\{ \sqrt{\frac{d+n}{n^2}} (\sigma^2 + \tau^2) \right\}.$$

*Remark 1.* If  $d/n \rightarrow \rho \in [0, \infty)$ , then the asymptotic approximations (10)-(12) follow immediately from Theorem 2.

*Remark 2.* It is instructive to compare the asymptotic variance and covariance of  $\hat{\sigma}^2, \hat{\tau}^2$  to that of the estimators  $\hat{\sigma}_0^2, \hat{\tau}_0^2$ , defined in (2)-(3). If  $n \rightarrow \infty$  and  $d/n \rightarrow \rho \in [0, 1)$ , then

$$\begin{aligned}\text{Var}(\hat{\sigma}_0^2) &\sim \frac{2\sigma^4}{n(1-\rho)} \\ \text{Var}(\hat{\tau}_0^2) &\sim \frac{2}{n} \left\{ (\sigma^2 + \tau^2)^2 + \left(\frac{\rho}{1-\rho} - 1\right) \sigma^4 \right\} \\ \text{Cov}(\hat{\sigma}_0^2, \hat{\tau}_0^2) &\sim -\frac{2\rho\sigma^4}{n(1-\rho)}.\end{aligned}$$

Notice that in (10),  $\text{Var}(\hat{\sigma}^2)$  increases with the signal strength  $\tau^2$ , while  $\text{Var}(\hat{\sigma}_0^2)$  does not depend on  $\tau^2$ . On the other hand,  $\text{Var}(\hat{\sigma}^2) < \text{Var}(\hat{\sigma}_0^2)$  when  $\tau^2$  is small or  $\rho$  is close to 1.

*Remark 3.* Suppose that  $c_1, c_2 > 0$  are fixed. Theorem 2 implies that if  $d/n \rightarrow \rho \in [0, \infty)$ , then  $\hat{\sigma}^2, \hat{\tau}^2$  are consistent in the sense that

$$\lim_{d/n \rightarrow \rho} \sup_{\substack{0 \leq \sigma^2 < c_1 \\ 0 \leq \tau^2 < c_2}} E(\hat{\sigma}^2 - \sigma^2)^2 = \lim_{d/n \rightarrow \rho} \sup_{\substack{0 \leq \sigma^2 < c_1 \\ 0 \leq \tau^2 < c_2}} E(\hat{\tau}^2 - \tau^2)^2 = 0. \quad (13)$$

On the other hand, Dicker (2012b) proved that if  $\rho > 0$ , then it is impossible to estimate  $\beta$  in this setting. In particular, if  $\rho > 0$ , then

$$\liminf_{d/n \rightarrow \rho} \inf_{\hat{\beta}} \sup_{\substack{0 \leq \sigma^2 < c_1 \\ 0 \leq \tau^2 < c_2}} E \|\hat{\beta} - \beta\|^2 > 0,$$

where the infimum is over all measurable estimators for  $\beta$ . Thus, Theorem 2 describes methods for consistently estimating  $\sigma^2$  and  $\tau^2$  in high-dimensional linear models, where it is impossible to estimate  $\beta$ . If  $\rho \in [0, 1)$ , then (13) holds with  $\hat{\sigma}_0^2, \hat{\tau}_0^2$  in place of  $\hat{\sigma}^2, \hat{\tau}^2$ . However, Theorem 2 also applies to settings where  $d > n$  (i.e.  $\rho > 1$ ) and the estimators  $\hat{\sigma}_0^2, \hat{\tau}_0^2$  are undefined.  $\square$

### 2.3. Asymptotic normality

Define the total variation distance between random variables  $u$  and  $v$  to be

$$d_{TV}(u, v) = \sup_{B \in \mathcal{B}(\mathbb{R})} |P(u \in B) - P(v \in B)|,$$

where  $\mathcal{B}(\mathbb{R})$  denotes the collection of Borel sets in  $\mathbb{R}$ . The next theorem is this paper's main result on asymptotic normality. It is a direct application of results in (Chatterjee, 2009). Theorem 3 is proved in the Appendix and it is valid for arbitrary positive definite covariance matrices  $\Sigma$ .

**Theorem 3.** [Asymptotic normality] *Let  $\lambda_1 = \|n^{-1}X^T X\|$  be the operator norm of  $n^{-1}X^T X$  (i.e.  $\lambda_1$  is the largest eigenvalue of  $n^{-1}X^T X$ ). Let  $h : \mathbb{R}^2 \rightarrow \mathbb{R}$  be a function with continuous second order partial derivatives, let  $\nabla h$  denote the gradient of  $h$ , and let  $\nabla^2 h$  denote the Hessian of  $h$ . Suppose that  $\psi^2 = \text{Var}\{h(\mathbf{T})\} < \infty$  and let  $w$  be a normal random variable with the same mean and variance as  $h(\mathbf{T})$ . Then*

$$d_{TV}\{h(\mathbf{T}), w\} = O\left(\frac{\|\Sigma\|^{3/2}\xi\nu}{n^{3/2}\psi^2}\right), \quad (14)$$

where  $\xi$  and  $\eta$  are defined as follows:

$$\begin{aligned} \xi &= \xi(\sigma^2, \tau^2, \Sigma, d, n) = \gamma_4^{1/4} + \gamma_2^{1/4} + \gamma_0^{1/4}\tau(\tau + 1) \\ \nu &= \nu(\sigma^2, \tau^2, \Sigma, d, n) = \eta_8^{1/4} + \eta_4^{1/4} + \eta_0^{1/4}\tau^2(\tau^2 + 1) + \gamma_4^{1/4} + \gamma_0^{1/4}(\tau^2 + 1) \end{aligned}$$

and, for non-negative integers  $k$ ,

$$\begin{aligned} \gamma_k &= \gamma_k(\sigma^2, \tau^2, \Sigma, d, n) = E\left\{\|\nabla h(\mathbf{T})\|^4 (\lambda_1 + 1)^6 \left(\frac{1}{n}\|\epsilon\|^2\right)^k\right\}, \\ \eta_k &= \eta_k(\sigma^2, \tau^2, \Sigma, d, n) = E\left\{\|\nabla^2 h(\mathbf{T})\|^4 (\lambda_1 + 1)^{12} \left(\frac{1}{n}\|\epsilon\|^2\right)^k\right\}. \end{aligned}$$

*Remark 1.* If  $\|\Sigma\|$  is bounded, then the asymptotic behavior of the upper bound (14) is determined by that of  $\xi$ ,  $\nu$ , and  $\psi^2$ , which, in turn, is determined by the function  $h$ . For the functions  $h$  considered in this paper, if  $d/n \rightarrow \rho \in [0, \infty)$ , then  $\xi$ ,  $\nu$ , and  $n\psi^2$  are bounded by rational functions in  $\sigma^2$  and  $\tau^2$ . Thus, if  $\|\Sigma\|$  is bounded,  $d/n \rightarrow \rho \in [0, \infty)$ , and  $\sigma^2, \tau^2$  lie in some compact set, then we typically have

$$d_{TV}\{h(\mathbf{T}), w\} = O(n^{-1/2}).$$

In other words,  $h(\mathbf{T})$  converges to a normal random variable at rate  $n^{-1/2}$ . Under these conditions, if  $\psi^2 = \text{Var}\{h(\mathbf{T})\}$  is known or estimable (as it is for the  $h$  studied here), then asymptotically valid confidence intervals for  $Eh(\mathbf{T})$  may be constructed using Theorem 3.  $\square$

Now let  $A$  be the matrix (9) and let  $\mathbf{a}_1^T, \mathbf{a}_2^T$  denote the first and second rows of  $A$ , respectively. Applying Theorem 3 with  $\Sigma = I$  and  $h(\mathbf{T}) = \mathbf{a}_1^T \mathbf{T} = \hat{\sigma}^2$ ,  $h(\mathbf{T}) = \mathbf{a}_2^T \mathbf{T} = \hat{\tau}^2$ , and  $h(\mathbf{T}) = (\mathbf{a}_2^T \mathbf{T})/(\mathbf{a}_1^T \mathbf{T}) = \hat{\tau}^2/\hat{\sigma}^2$  gives bounds on the total variation distance between  $\hat{\sigma}^2, \hat{\tau}^2$ , and  $\hat{\tau}^2/\hat{\sigma}^2$  and corresponding normal random variables. These examples are pursued in more detail below.

*Example 1* ( $\hat{\sigma}^2$  and  $\hat{\tau}^2$ ). Let  $h(\mathbf{T}) = \mathbf{a}_1^T \mathbf{T} = \hat{\sigma}^2$  in Theorem 3 and suppose that  $\Sigma = I$ . Then  $\eta_k = 0$ , because  $\nabla^2 h = 0$ . To bound  $\gamma_k$ , we have

$$\gamma_k = E \left\{ \|\mathbf{a}_1\|^4 (\lambda_1 + 1)^6 \left( \frac{1}{n} \|\epsilon\|^2 \right)^k \right\} = O \left\{ \left( 1 + \frac{d}{n} \right)^{10} \sigma^{2k} \right\}.$$

Thus,

$$\begin{aligned} \xi &= O \left\{ \left( 1 + \frac{d}{n} \right)^{5/2} (\sigma^2 + \sigma + \tau^2 + \tau) \right\} \\ \nu &= O \left\{ \left( 1 + \frac{d}{n} \right)^{5/2} (\sigma^2 + \tau^2 + 1) \right\}. \end{aligned}$$

By Theorem 2,

$$\text{Var}(\hat{\sigma}^2) = \frac{2}{n} \left\{ \frac{d}{n} (\sigma^2 + \tau^2)^2 + \sigma^4 + \tau^4 \right\} \left\{ 1 + O \left( \frac{1}{n} \right) \right\}.$$

Now let

$$\psi_1^2 = 2 \left\{ \frac{d}{n} (\sigma^2 + \tau^2)^2 + \sigma^4 + \tau^4 \right\} \tag{15}$$

and let  $z \sim N(0, 1)$ . Then Theorem 3 implies

$$d_{TV} \left\{ \sqrt{n} \left( \frac{\hat{\sigma}^2 - \sigma^2}{\psi_1} \right), z \right\} = O \left[ \frac{1}{\sqrt{n}} \left( 1 + \frac{d}{n} \right)^4 \left\{ 1 + \left( \frac{1}{\sigma + \tau} \right)^3 \right\} \right].$$

Similar calculations imply that

$$d_{TV} \left\{ \sqrt{n} \left( \frac{\hat{\tau}^2 - \tau^2}{\psi_2} \right), z \right\} = O \left[ \frac{1}{\sqrt{n}} \left( 1 + \frac{d}{n} \right)^4 \left\{ 1 + \left( \frac{1}{\sigma + \tau} \right)^3 \right\} \right],$$

where

$$\psi_2^2 = 2 \left\{ \left( 1 + \frac{d}{n} \right) (\sigma^2 + \tau^2)^2 - \sigma^4 + 3\tau^4 \right\}. \quad (16)$$

Thus, we have the following corollary to Theorem 3.

**Corollary 1.** *Suppose that  $\Sigma = I$  and  $D \subseteq (0, \infty)$  is compact. Let  $z \sim N(0, 1)$ . If  $d/n \rightarrow \rho \in [0, \infty)$ , then*

$$\sup_{\sigma^2, \tau^2 \in D} d_{TV} \left\{ \sqrt{n} \left( \frac{\hat{\sigma}^2 - \sigma^2}{\psi_1} \right), z \right\}, \sup_{\sigma^2, \tau^2 \in D} d_{TV} \left\{ \sqrt{n} \left( \frac{\hat{\tau}^2 - \tau^2}{\psi_2} \right), z \right\} = O(n^{-1/2}),$$

where  $\psi_1, \psi_2$  are defined in (15)-(16).

*Example 2* (Signal-to-noise ratio). Suppose that  $\Sigma = I$ . Define the function  $g_0 : \mathbb{R}^2 \setminus \{0\} \times \mathbb{R} \rightarrow \mathbb{R}$  by  $g_0(\mathbf{u}) = g_0(u_1, u_2) = u_2/u_1$  and let  $h_0 = g_0 \circ A$  be defined by  $h_0(\mathbf{t}) = g_0(A\mathbf{t})$ , where  $A$  is the  $2 \times 2$  matrix given in (9). Then  $h_0(\mathbf{T}) = g_0(\hat{\sigma}^2, \hat{\tau}^2) = \hat{\tau}^2/\hat{\sigma}^2$  is an estimate of the signal-to-noise ratio. However, Theorem 3 cannot be applied directly because  $h_0$  is not defined on all of  $\mathbb{R}^2$  (if  $\mathbf{a}_1^T \mathbf{t} = 0$ , then  $h_0(\mathbf{t})$  is undefined). To remedy this, we assume that  $\sigma^2, \tau^2 \in D$ , where  $D \subseteq (0, \infty)$  is compact and, moreover, that  $d/n \rightarrow \rho \in [0, \infty)$ . Now let  $g : \mathbb{R}^2 \rightarrow \mathbb{R}$  be a function with continuous second order partial derivatives such that  $\sup_{\mathbf{u} \in \mathbb{R}^2} \|\nabla g(\mathbf{u})\|, \sup_{\mathbf{u} \in \mathbb{R}^2} \|\nabla^2 g(\mathbf{u})\| < \infty$  and  $g = g_0$  on  $D_0 \times D_0$ , where  $D_0 \subseteq (0, \infty)$  is a compact set containing  $D$  in its interior.

To show that the estimated signal-to-noise ratio is asymptotically normal, we apply Theorem 3 with  $h = g \circ A$ . Working under the assumption that  $\sigma^2, \tau^2 \in D$  and  $d/n \rightarrow \rho \in [0, \infty)$ , it is straightforward to check that  $\gamma_k, \eta_k = O(1)$ , for  $k = 0, 2, 4, 8$ ; thus,  $\xi, \nu = O(1)$ . To approximate the variance of  $h(\mathbf{T})$ , let  $\boldsymbol{\theta} = (\sigma^2, \tau^2)^T$  and  $\hat{\boldsymbol{\theta}} = (\hat{\sigma}^2, \hat{\tau}^2)^T$ . A second order Taylor expansion yields

$$h(\mathbf{T}) = g(\hat{\boldsymbol{\theta}})$$

$$= g(\boldsymbol{\theta}) + \nabla g(\boldsymbol{\theta})^T (\hat{\boldsymbol{\theta}} - \boldsymbol{\theta}) + R \|\hat{\boldsymbol{\theta}} - \boldsymbol{\theta}\|^2, \quad (17)$$

where  $R = O(1)$ . Theorem 2 and a straightforward calculation imply that

$$\begin{aligned} \text{Var} \left\{ \nabla g(\boldsymbol{\theta})^T \hat{\boldsymbol{\theta}} \right\} &= \nabla g(\boldsymbol{\theta})^T \text{Cov}(\hat{\boldsymbol{\theta}}) \nabla g(\boldsymbol{\theta}) \\ &= \frac{2}{n\sigma^8} \left\{ \left(1 + \frac{d}{n}\right) (\sigma^2 + \tau^2)^4 - \sigma^4 (\sigma^2 + \tau^2)^2 \right\} \left\{ 1 + O\left(\frac{1}{n}\right) \right\}. \end{aligned}$$

Since  $\text{Var}(\|\hat{\boldsymbol{\theta}} - \boldsymbol{\theta}\|^2) = O(n^{-2})$  and  $R = O(1)$ , (17) implies

$$\psi^2 = \text{Var} \{h(\mathbf{T})\} = \frac{2}{n\sigma^8} \left\{ \left(1 + \frac{d}{n}\right) (\sigma^2 + \tau^2)^4 - \sigma^4 (\sigma^2 + \tau^2)^2 \right\} \left\{ 1 + O\left(\frac{1}{n}\right) \right\}.$$

Thus, Theorem 3 implies that

$$d_{TV} \left[ \sqrt{n} \left\{ \frac{h(\mathbf{T}) - Eh(\mathbf{T})}{\psi_0} \right\}, z \right] = O(n^{-1/2}), \quad (18)$$

where  $z \sim N(0, 1)$  and

$$\psi_0^2 = \frac{2}{\sigma^8} \left\{ \left(1 + \frac{d}{n}\right) (\sigma^2 + \tau^2)^4 - \sigma^4 (\sigma^2 + \tau^2)^2 \right\}. \quad (19)$$

Finally, in order to relate (18) directly to  $h_0(\mathbf{T}) = \hat{\tau}^2/\hat{\sigma}^2$  and the signal-to-noise ratio  $\tau^2/\sigma^2$ , notice that Theorem 2 implies

$$P \left\{ h(\mathbf{T}) \neq \frac{\hat{\tau}^2}{\hat{\sigma}^2} \right\} = O\left(\frac{1}{n}\right)$$

and equation (17) implies

$$Eh(\mathbf{T}) = \frac{\tau^2}{\sigma^2} + O\left(\frac{1}{n}\right).$$

Combining these facts with (18), we obtain the following result.

**Corollary 2.** *Suppose that  $\Sigma = I$  and  $D \subseteq (0, \infty)$  is compact. Let  $z \sim N(0, 1)$ . If  $d/n \rightarrow \rho \in [0, \infty)$ , then*

$$\sup_{\sigma^2, \tau^2 \in D} d_{TV} \left\{ \sqrt{n} \left( \frac{\hat{\tau}^2/\hat{\sigma}^2 - \tau^2/\sigma^2}{\psi_0} \right), z \right\} = O(n^{-1/2}),$$

where  $\psi_0^2$  is defined in (19).

### 3. Unknown $\Sigma$

In this section, we propose estimators for  $\sigma^2$ ,  $\tau^2$  for use when  $\Sigma$  is an unknown  $d \times d$  positive definite matrix. In Section 3.1, we consider the case where a norm-consistent estimator for  $\Sigma$  is available. In this setting, consistent (and, under certain conditions, asymptotically normal) estimators for  $\sigma^2$ ,  $\tau^2$  are obtained by essentially transforming the problem to the  $\Sigma = I$  case. In Section 3.2, we consider the case where a norm-consistent estimator for  $\Sigma$  is not available. Here we derive alternative estimators for  $\sigma^2$ ,  $\tau^2$  and these estimator are shown to be consistent and asymptotically normal under additional conditions on  $\Sigma$  and  $\beta$ .

#### 3.1. Estimable $\Sigma$

An estimator  $\hat{\Sigma}$  for  $\Sigma$  is norm consistent if  $\|\hat{\Sigma} - \Sigma\| \rightarrow 0$ , where  $\|\hat{\Sigma} - \Sigma\|$  is the operator norm of  $\hat{\Sigma} - \Sigma$  and the convergence holds in some appropriate sense (e.g. convergence in probability or squared-mean). In high-dimensional data analysis where  $d/n \rightarrow \rho > 0$ , the sample covariance matrix  $n^{-1}X^T X$  is not a norm-consistent estimator for  $\Sigma$ ; furthermore, in the absence of additional information about  $\Sigma$ , it is generally not possible to find a norm-consistent estimator for  $\Sigma$ . However, [Bickel and Levina \(2008\)](#), [El Karoui \(2008a\)](#), [Cai et al. \(2010\)](#), and others have shown that for wide classes of matrices  $\Sigma$ , norm-consistent estimators are available when  $d/n \rightarrow \rho > 0$ . Moreover, one can reasonably envision situations in practice where pertinent prior information about the population predictor covariance matrix  $\Sigma$  is available (so that a reliable estimator of  $\Sigma$  may be found), but there is little prior information about  $\beta$  (so that  $\beta$  is not estimable and estimates of  $\sigma^2$ ,  $\tau^2$  based on residual sums of squares  $\|\mathbf{y} - X\hat{\beta}\|^2$  are suspect). [Li and Zhang \(2010\)](#) discuss relevant examples from genomics and fMRI with highly structured high-dimensional predictors, though they focus on variable selection problems.

Suppose that  $\hat{\Sigma}$  is a positive definite estimator for  $\Sigma$  and define the estimators

$$\begin{aligned}\hat{\sigma}^2(\hat{\Sigma}) &= \frac{d+n+1}{n(n+1)}\|\mathbf{y}\|^2 - \frac{1}{n(n+1)}\|(X\hat{\Sigma}^{-1/2})^T\mathbf{y}\|^2 \\ \hat{\tau}^2(\hat{\Sigma}) &= -\frac{d}{n(n+1)}\|\mathbf{y}\|^2 + \frac{1}{n(n+1)}\|(X\hat{\Sigma}^{-1/2})^T\mathbf{y}\|^2.\end{aligned}$$

Notice that  $\hat{\sigma}^2 = \hat{\sigma}^2(I)$  and  $\hat{\tau}^2 = \hat{\tau}^2(I)$ . Now let  $Z = (\mathbf{z}_1, \dots, \mathbf{z}_n)^T = X\Sigma^{-1/2}$ . Then  $\mathbf{z}_1, \dots, \mathbf{z}_n \stackrel{\text{iid}}{\sim} N(0, I)$  and all of the results from Section 2 apply to the estimators  $\hat{\sigma}^2(\Sigma)$ ,  $\hat{\tau}^2(\Sigma)$ , with  $Z$ ,  $\Sigma^{1/2}\beta$  in place of  $X$ ,  $\beta$ , respectively. Since

$$\hat{\sigma}^2(\hat{\Sigma}) = \hat{\sigma}^2(\Sigma) - \frac{1}{n(n+1)}\left\{\|(X\hat{\Sigma}^{-1/2})^T\mathbf{y}\|^2 - \|Z^T\mathbf{y}\|^2\right\}$$

$$= \hat{\sigma}^2(\Sigma) + O \left\{ \frac{1}{n^2} \|Z^T \mathbf{y}\|^2 \|\Sigma^{1/2} \hat{\Sigma}^{-1} \Sigma^{1/2} - I\| \right\} \quad (20)$$

and

$$\begin{aligned} \hat{\tau}^2(\hat{\Sigma}) &= \hat{\tau}^2(\Sigma) + \frac{1}{n(n+1)} \left\{ \|(X \hat{\Sigma}^{-1/2})^T \mathbf{y}\|^2 - \|Z^T \mathbf{y}\|^2 \right\} \\ &= \hat{\tau}^2(\Sigma) + O \left\{ \frac{1}{n^2} \|Z^T \mathbf{y}\|^2 \|\Sigma^{1/2} \hat{\Sigma}^{-1} \Sigma^{1/2} - I\| \right\}, \end{aligned} \quad (21)$$

we conclude that if  $\|\Sigma^{1/2} \hat{\Sigma}^{-1} \Sigma^{1/2} - I\|$  is small, then asymptotic properties of  $\hat{\sigma}^2(\hat{\Sigma})$  and  $\hat{\tau}^2(\hat{\Sigma})$  are determined by those of  $\hat{\sigma}^2(\Sigma)$  and  $\hat{\tau}^2(\Sigma)$ . This is illustrated in the following proposition, which is a direct consequence of (20)-(21) and the results of Section 2.

**Proposition 1.** *Let  $\hat{\Sigma}$  be a positive definite estimator for  $\Sigma$ . Suppose further that  $\|\Sigma\|$ ,  $\|\Sigma^{-1}\|$ ,  $\|\hat{\Sigma}\|$ ,  $\|\hat{\Sigma}^{-1}\| = O_P(1)$ .*

(i) [Consistency]

$$|\hat{\sigma}^2(\hat{\Sigma}) - \sigma^2|, |\hat{\tau}^2(\hat{\Sigma}) - \tau^2| = O_P \left\{ \left( \sqrt{\frac{d+n}{n^2}} + \|\hat{\Sigma} - \Sigma\| \right) (\sigma^2 + \tau^2) \right\}.$$

(ii) [Asymptotic normality] *Let  $\psi_1$ ,  $\psi_2$ , and  $\psi_0$  be as defined in (15), (16), and (19). Suppose that  $d/n \rightarrow \rho \in [0, \infty)$  and that  $\sigma^2, \tau^2 \in D$  for some compact set  $D \subseteq (0, \infty)$ . If  $\|\hat{\Sigma} - \Sigma\| = o_P(n^{-1/2})$ , then*

$$\sqrt{n} \left\{ \frac{\hat{\sigma}^2(\hat{\Sigma}) - \sigma^2}{\psi_1} \right\}, \quad \sqrt{n} \left\{ \frac{\hat{\tau}^2(\hat{\Sigma}) - \tau^2}{\psi_2} \right\}, \quad \sqrt{n} \left\{ \frac{\hat{\tau}^2(\hat{\Sigma})/\hat{\sigma}^2(\hat{\Sigma}) - \tau^2/\sigma^2}{\psi_0} \right\} \rightsquigarrow N(0, 1),$$

where  $\rightsquigarrow$  indicates convergence in distribution.

*Remark 1.* Part (i) of Proposition 1 implies if  $\sigma^2, \tau^2$  are bounded,  $d = o(n^2)$ , and  $\|\hat{\Sigma} - \Sigma\| = o_P(1)$ , then  $\hat{\sigma}^2(\hat{\Sigma})$  and  $\hat{\tau}^2(\hat{\Sigma})$  are weakly consistent for  $\sigma^2$  and  $\tau^2$ , respectively.

*Remark 2.* If  $\|\hat{\Sigma} - \Sigma\| = o_P(n^{-1/2})$  and the other conditions of Proposition 1 are met, then  $\hat{\sigma}^2(\hat{\Sigma})$ ,  $\hat{\tau}^2(\hat{\Sigma})$ , and  $\hat{\tau}^2(\hat{\Sigma})/\hat{\sigma}^2(\hat{\Sigma})$  are asymptotically normal with the same asymptotic variance as  $\hat{\sigma}^2(\Sigma)$ ,  $\hat{\tau}^2(\Sigma)$ , and  $\hat{\tau}^2(\Sigma)/\hat{\sigma}^2(\Sigma)$ , respectively. The condition  $\|\hat{\Sigma} - \Sigma\| = o_P(n^{-1/2})$  is quite strong. However, [Bickel and Levina \(2008\)](#) and [Cai et al. \(2010\)](#) describe broad classes of covariance matrices  $\Sigma$  that can be estimated at this rate. For concreteness, we note that if the entries of  $\mathbf{x}_i$  follow one of many common time series models (e.g. AR( $k$ ) for fixed  $k$ ), then there exist estimators  $\hat{\Sigma}$  such that  $\|\hat{\Sigma} - \Sigma\| = o_P(n^{-1/2})$  when  $d/n \rightarrow \rho \in (0, \infty)$ .  $\square$

### 3.2. Non-estimable $\Sigma$

Define  $\tau_k^2 = \boldsymbol{\beta}^T \Sigma^k \boldsymbol{\beta}$  and  $m_k = d^{-1} \text{tr}(\Sigma^k)$ ,  $k = 0, 1, 2, \dots$ . Then  $\tau^2 = \tau_1^2$ . For general positive definite matrices  $\Sigma$ , one easily checks that

$$\frac{1}{n} E \|\mathbf{y}\|^2 = \sigma^2 + \tau_1^2 \quad (22)$$

$$\frac{1}{n^2} E \|X^T \mathbf{y}\|^2 = \frac{d}{n} m_1 \sigma^2 + \frac{d}{n} m_1 \tau_1^2 + \left(1 + \frac{1}{n}\right) \tau_2^2 \quad (23)$$

and

$$\begin{aligned} E \hat{\sigma}^2 &= \frac{d(1 - m_1) + n + 1}{n + 1} \sigma^2 + \frac{d(1 - m_1) + n + 1}{n + 1} \tau_1^2 - \tau_2^2 \\ E \hat{\tau}^2 &= \frac{d(m_1 - 1)}{n + 1} \sigma^2 + \frac{d(m_1 - 1)}{n + 1} \tau_1^2 + \tau_2^2. \end{aligned}$$

Thus, if  $\Sigma \neq I$ , then  $\hat{\sigma}^2$ ,  $\hat{\tau}^2$  are typically *not* unbiased estimators for  $\sigma^2$ ,  $\tau^2$ , respectively. More generally, it follows that if  $\Sigma \neq I$ , then the expected value of the linear combination  $L(a_1, a_2) = a_1 n^{-1} \|\mathbf{y}\|^2 + a_2 n^{-2} \|X^T \mathbf{y}\|^2$  typically depends on  $\sigma^2$ ,  $\tau_1^2$ ,  $\tau_2^2$ , and  $\text{tr}(\Sigma)$ . By contrast, as seen in Section 2, if  $\Sigma = I$ , then  $\tau^2 = \tau_1^2 = \tau_2^2$  and  $EL(a_1, a_2)$  is determined by  $\sigma^2$  and  $\tau^2$  (in addition to  $a_1$ ,  $a_2$ ,  $d$ ,  $n$ ); indeed, in the  $\Sigma = I$  case, this fact is precisely what is leveraged to obtain unbiased estimators for  $\sigma^2$ ,  $\tau^2$ . This suggests that an alternative method for estimating  $\sigma^2$ ,  $\tau^2$  may be necessary when  $\Sigma$  is unknown and non-estimable.

In this section, we do not completely abandon our strategy of estimating  $\sigma^2$ ,  $\tau^2$  by using linear combinations of  $n^{-1} \|\mathbf{y}\|^2$  and  $n^{-2} \|X^T \mathbf{y}\|^2$ . Rather, we propose modified versions of  $\hat{\sigma}^2$  and  $\hat{\tau}^2$  that are consistent and asymptotically normal, provided  $\boldsymbol{\beta}$  and  $\Sigma$  satisfy certain conditions that have appeared previously in the random matrix theory literature. These conditions are stated below.

- (A) As  $d \rightarrow \infty$ , the empirical distribution of the eigenvalues of  $\Sigma$  converges weakly to a probability distribution with support contained in a compact subset of  $(0, \infty)$  and cumulative distribution function  $H$ .
- (B) Let

$$M_k = \int x^k dH(x) \quad \text{and} \quad \Delta_k = \left| \frac{1}{\tau_0^2} \boldsymbol{\beta}^T \Sigma^k \boldsymbol{\beta} - M_k \right|,$$

where the distribution  $H$  is given in condition (A). Then, as  $d \rightarrow \infty$ ,

$$\Delta_k \rightarrow 0, \quad k = 1, 2, 3. \quad (24)$$



Condition (A) is fairly standard and is frequently assumed to hold in asymptotic analyses in random matrix theory (Bai et al., 2007; Bai and Silverstein, 2004; El Karoui, 2008b; Marčenko and Pastur, 1967). The compact support requirement in condition (A) can likely be relaxed; however, this is not pursued further here. Condition (B) is more specialized and requires that the parameter  $\beta$  interacts with  $\Sigma$  as determined by (24). In fact, while condition (B) is sufficient for our consistency results in this section, we require a stronger version of condition (B) (stated precisely in Proposition 2 (ii)) to obtain asymptotic normality. Bai et al. (2007) and Pan and Zhou (2008) have proposed conditions that are closely related to (B) and the strengthened version of (B) appearing in Proposition 2 (ii) (in fact, their conditions are stronger, if  $H$  has finite moments). Bai et al. (2007) have noted that under condition (A), if  $\Sigma$  is an independent, orthogonally invariant random matrix (e.g. if  $\Sigma$  is a Wishart matrix and  $E(\Sigma) = cI$ , for some constant  $c > 0$ ), then condition (B) holds for any  $\beta$ . Furthermore, (Bai et al., 2007) point out that for any  $\Sigma$  there must exist some  $\beta$  such that condition (B) holds; for instance, take  $\beta = \bar{\mathbf{u}}$ , where  $\bar{\mathbf{u}} = n^{-1/2}(\mathbf{u}_1 + \cdots + \mathbf{u}_d)$  and  $\mathbf{u}_1, \dots, \mathbf{u}_d$  are orthonormal eigenvectors of  $\Sigma$ . More broadly, (B) may be interpreted as requiring that  $\beta$  and  $\Sigma$  are asymptotically free.

Presently, we provide a heuristic to motivate estimators for  $\sigma^2$  and  $\tau^2$  under conditions (A) and (B). Following the method of moments, the identities

$$\frac{1}{d}E\text{tr}\left(\frac{1}{n}X^T X\right) = m_1 \text{ and } \frac{1}{d}E\text{tr}\left\{\left(\frac{1}{n}X^T X\right)^2\right\} = \frac{d}{n}m_1^2 + \left(1 + \frac{1}{n}\right)m_2$$

suggest that

$$\hat{m}_1 = \frac{1}{d}\text{tr}\left(\frac{1}{n}X^T X\right) \text{ and } \hat{m}_2 = \frac{n}{d(n+1)}\text{tr}\left\{\left(\frac{1}{n}X^T X\right)^2\right\} - \frac{1}{d(n+1)}\text{tr}\left(\frac{1}{n}X^T X\right)^2$$

are reasonable estimators for  $m_1$  and  $m_2$ , respectively. Now assume that  $d, n$  are large and  $d/n \approx \rho \in [0, \infty)$ . Then, for  $k = 1, 2$ , condition (A) implies that  $\hat{m}_k \approx m_k \approx M_k$  and (B) implies  $\tau_k^2 \approx \tau^2 \hat{m}_k / \hat{m}_1$ . Combining these approximations with equations (22)-(23) yields

$$\frac{1}{n}E\|\mathbf{y}\|^2 = \sigma^2 + \tau^2 \tag{25}$$

$$\frac{1}{n^2}E\|X^T \mathbf{y}\|^2 \approx \frac{d}{n}\hat{m}_1\sigma^2 + \left\{\frac{d}{n}\hat{m}_1 + \left(1 + \frac{1}{n}\right)\frac{\hat{m}_2}{\hat{m}_1}\right\}\tau^2. \tag{26}$$

Observe that the right-hand side of (25)-(26) consists of linear combinations of  $\sigma^2$  and  $\tau^2$ , with coefficients determined by the known quantities  $d, n, \hat{m}_1$ , and  $\hat{m}_2$ . Thus, we are able to obtain *nearly* unbiased estimators of  $\sigma^2$  and  $\tau^2$  by taking linear combinations of  $n^{-1}\|\mathbf{y}\|^2$

and  $n^{-2}\|X^T \mathbf{y}\|^2$ , with coefficients determined by  $d$ ,  $n$ ,  $\hat{m}_1$ , and  $\hat{m}_2$ . In particular, define the estimators

$$\begin{aligned}\tilde{\sigma}^2 &= L \left\{ 1 + \frac{d\hat{m}_1^2}{(n+1)\hat{m}_2}, -\frac{n\hat{m}_1}{(n+1)\hat{m}_2} \right\} \\ &= \left\{ 1 + \frac{d\hat{m}_1^2}{(n+1)\hat{m}_2} \right\} \frac{1}{n} \|\mathbf{y}\|^2 - \frac{\hat{m}_1}{n(n+1)\hat{m}_2} \|X^T \mathbf{y}\|^2 \\ \tilde{\tau}^2 &= L \left\{ -\frac{d\hat{m}_1^2}{(n+1)\hat{m}_2}, \frac{n\hat{m}_1}{(n+1)\hat{m}_2} \right\} \\ &= -\frac{d\hat{m}_1^2}{n(n+1)\hat{m}_2} \|\mathbf{y}\|^2 + \frac{\hat{m}_1}{n(n+1)\hat{m}_2} \|X^T \mathbf{y}\|^2.\end{aligned}$$

A basic calculation using (25)-(26) suggests that  $E(\tilde{\sigma}^2) \approx \sigma^2$  and  $E(\tilde{\tau}^2) \approx \tau^2$ .

Proposition 2 summarizes some asymptotic properties of  $\tilde{\sigma}^2$  and  $\tilde{\tau}^2$ . An outline of the proof, which is fairly straightforward, may be found in the Appendix.

**Proposition 2.** *Suppose that condition (A) holds, that  $D \subseteq (0, \infty)$  is a compact set, and that  $\sigma^2, \tau^2 \in D$ . Suppose further that there exist constants  $c_1, c_2$  in  $\mathbb{R}$  such that either  $0 < c_1 < d/n < c_2 < 1$  or  $1 < c_1 < d/n < c_2 < \infty$ , and suppose that  $|n - d| > 9$ . Define  $\tilde{\Delta}_k = \Delta_1 + |m_1 - M_1| + \cdots + \Delta_k + |m_k - M_k|$ , where  $M_j$  and  $\Delta_j$  are defined in condition (B), and  $m_j = d^{-1}\text{tr}(\Sigma^j)$ .*

(i) [Consistency]

$$E(\tilde{\sigma}^2 - \sigma^2)^2, E(\tilde{\tau}^2 - \tau^2)^2 = O\left(\frac{1 + \tilde{\Delta}_3}{n} + \tilde{\Delta}_2^2\right).$$

*Thus, if condition (B) holds, then  $|\tilde{\sigma}^2 - \sigma^2|, |\tilde{\tau}^2 - \tau^2| \rightarrow 0$  in mean-square.*

(ii) [Asymptotic normality] *Suppose that condition (B) holds, with the additional requirement that  $\tilde{\Delta}_2 = o(n^{-1/2})$ , and let*

$$\begin{aligned}\tilde{\psi}_1^2 &= 2 \left\{ \left( \frac{dm_1^2}{nm_2} + \frac{m_1 m_3}{m_2^2} - 1 \right) (\sigma^2 + \tau^2)^2 + \left( 2 - \frac{m_1 m_3}{m_2^2} \right) \sigma^4 + \frac{m_1 m_3}{m_2^2} \tau^4 \right\} \\ \tilde{\psi}_2^2 &= 2 \left\{ \left( \frac{dm_1^2}{nm_2} + \frac{m_1 m_3}{m_2^2} \right) (\sigma^2 + \tau^2)^2 - \frac{m_1 m_3}{m_2^2} \sigma^4 + \left( 2 + \frac{m_1 m_3}{m_2^2} \right) \tau^4 \right\} \\ \tilde{\psi}_0^2 &= \frac{2}{\sigma^8} \left\{ \left( \frac{dm_1^2}{nm_2} + \frac{m_1 m_3}{m_2^2} \right) (\sigma^2 + \tau^2)^4 - \frac{m_1 m_3}{m_2^2} \sigma^4 (\sigma^2 + \tau^2)^2 \right. \\ &\quad \left. - \left( 1 - \frac{m_1 m_3}{m_2^2} \right) \tau^4 (\sigma^2 + \tau^2)^2 \right\}.\end{aligned}$$

Then

$$\sqrt{n} \left( \frac{\tilde{\sigma}^2 - \sigma^2}{\tilde{\psi}_1} \right), \sqrt{n} \left( \frac{\tilde{\tau}^2 - \tau^2}{\tilde{\psi}_2} \right), \sqrt{n} \left( \frac{\tilde{\tau}^2/\tilde{\sigma}^2 - \tau^2/\sigma^2}{\tilde{\psi}_0} \right) \rightsquigarrow N(0, 1).$$

*Remark 1.* The conditions in Proposition 2 that require  $|n - d| > 9$  and  $d/n$  to be bounded away from 1 are related to the fact that  $\hat{m}_2^{-1}$  appears in both  $\tilde{\sigma}^2$  and  $\tilde{\tau}^2$ . In particular, the mean-squared error of  $\tilde{\sigma}^2$  and  $\tilde{\tau}^2$  may be infinite if  $n - d$  is not large enough.

*Remark 2.* The condition  $\tilde{\Delta}_2 = o(n^{-1/2})$  in part (ii) of Proposition 2 is quite strong. For instance, if  $\Sigma$  is a sample covariance matrix formed from iid  $N(0, \sigma_0^2)$  data with a constant aspect ratio, then condition (B) is satisfied, but  $\tilde{\Delta}_2 \neq o(n^{-1/2})$ . On the other hand, if  $\Sigma$  is a constant multiple of the identity matrix, then  $\tilde{\Delta}_2 = o(n^{-1/2})$ . We emphasize that only conditions (A) and (B) are required for  $\tilde{\sigma}^2$  and  $\tilde{\tau}^2$  to be consistent;  $\tilde{\Delta}_2 = o(n^{-1/2})$  is required for asymptotic normality.

*Remark 3.* If  $\Sigma = I$ , then  $m_1 = m_2 = m_3 = 1$  and  $\tilde{\psi}_j^2 = \psi_j^2$ ,  $j = 0, 1, 2$ , where  $\psi_j^2$  are given in (15)-(16) and (19). In other words, if  $\Sigma = I$ , then the asymptotic variance of  $\tilde{\sigma}^2$ ,  $\tilde{\tau}^2$ , and  $\tilde{\tau}^2/\tilde{\sigma}^2$  is the same as that of  $\hat{\sigma}^2$ ,  $\hat{\tau}^2$ , and  $\hat{\tau}^2/\hat{\sigma}^2$ , respectively. This is driven by the fact that if  $d/n \rightarrow \rho \in (0, \infty)$ , then  $|\hat{m}_k - m_k|$  converges at rate  $n^{-1}$ .  $\square$

## 4. Numerical results

In this section, we study the performance of the proposed estimators for  $\sigma^2$ ,  $\tau^2$ , and the signal-to-noise ratio  $\tau^2/\sigma^2$  via simulation. We consider three examples. In the first example, we report the results of a simulation study that illustrates the performance of the estimators from Section 2 (for  $\Sigma = I$ ) and Section 3.2 (unknown, non-estimable  $\Sigma$ ); the predictors  $\mathbf{x}_i$  are generated from various distributions (including non-normal distributions) that are described below. In the second example, we compare the performance of  $\hat{\sigma}^2 = \hat{\sigma}^2(I)$  to that of  $\hat{\sigma}_0^2 = (n - d)^{-1} \|\mathbf{y} - X\hat{\boldsymbol{\beta}}_{ols}\|^2$  in settings where  $d < n$ . In the final example, we compare the performance of estimators proposed in this paper to that of the scaled lasso and MC+ estimators for  $\sigma^2$ . These estimators for  $\sigma^2$  were proposed by Sun and Zhang (2011) for settings where  $\boldsymbol{\beta}$  is sparse; in our simulation study, we consider cases where  $\boldsymbol{\beta}$  is sparse and non-sparse.

### 4.1. Example 1

In this example,  $d = 1000$  and the predictors  $\mathbf{x}_i \in \mathbb{R}^{1000}$  were generated according to one of three distributions. In the first setting,  $\mathbf{x}_i \stackrel{\text{iid}}{\sim} N(0, I)$ . In the second setting, we generated a  $(2d) \times d$  ( $2000 \times 1000$ ) random matrix  $Z$  with iid  $N(0, 1)$  entries and took  $\Sigma = (2d)^{-1} Z^T Z$ ; the iid predictors  $\mathbf{x}_i$  were then generated according to a  $N(0, \Sigma)$  distribution (the same matrix

$\Sigma$  was used for all datasets generated under this setting). In the third setting, the individual predictors  $x_{ij}$ ,  $i = 1, \dots, n$ ,  $j = 1, \dots, d$ , were iid random variables taking values in  $\{\pm 1\}$  with  $P(x_{ij} = 1) = P(x_{ij} = -1) = 0.5$ .

To generate the parameter  $\beta \in \mathbb{R}^{1000}$ , we created a 1000-dimensional vector with the first  $d/2 = 500$  coordinates iid uniform(0, 1) and the remaining  $d/2 = 500$  coordinates iid  $N(0, 1)$ ;  $\beta$  was obtained by standardizing this vector so that  $\|\beta\|^2 = \tau_0^2 = 1$  (the same  $\beta$  was used for all simulated datasets in this example). The residual variance was fixed at  $\sigma^2 = 1$  and we considered datasets with  $n = 500$  and  $n = 1000$  observations.

For each setting in this example, we generated 500 independent datasets and computed the estimators  $\hat{\sigma}^2 = \hat{\sigma}^2(I)$ ,  $\hat{\tau}^2 = \hat{\tau}^2(I)$ ,  $\hat{\tau}^2/\hat{\sigma}^2 = \hat{\tau}^2(I)/\hat{\sigma}^2(I)$  and  $\tilde{\sigma}^2$ ,  $\tilde{\tau}^2$ ,  $\tilde{\tau}^2/\tilde{\sigma}^2$  (the estimators proposed in Section 2 and Section 3.2, respectively) for each dataset. Recall that the estimators from Section 2 were derived under the assumption that  $\mathbf{x}_i \sim N(0, I)$  and the estimators from Section 3.2 were derived under the assumption that  $\mathbf{x}_i \sim N(0, \Sigma)$ , where  $\Sigma$  satisfies conditions (A)-(B). Summary statistics for the various estimators are reported in Table 1.

Estimator	$n$	$\mathbf{x}_i \sim N(0, I)$		$\mathbf{x}_i \sim N(0, \Sigma)$		$\mathbf{x}_i \in \{\pm 1\}$ binary	
		Mean	Std. Error	Mean	Std. Error	Mean	Std. Error
$\hat{\sigma}^2(I)$	500	1.0118	0.1999 (0.2000)	0.5552	0.2839	1.0079	0.1976
	1000	1.0003	0.1092 (0.1095)	0.5428	0.1576	1.0035	0.1076
$\tilde{\sigma}^2$	500	1.0120	0.2005 (0.2000)	1.0283	0.1832	1.0039	0.1984
	1000	1.0003	0.1096 (0.1095)	1.0237	0.1017	1.0014	0.1077
$\hat{\tau}^2(I)$	500	0.9847	0.2364 (0.2366)	1.4182	0.3396	0.9937	0.2442
	1000	0.9986	0.1408 (0.1414)	1.4408	0.2007	1.0015	0.1402
$\tilde{\tau}^2$	500	0.9846	0.2366 (0.2366)	0.9450	0.2261	0.9977	0.2452
	1000	0.9986	0.1410 (0.1414)	0.9600	0.1335	1.0036	0.1403
$\hat{\tau}^2(I)/\hat{\sigma}^2(I)$	500	1.0687	0.5329 (0.4195)	1.5685	22.6089	1.0801	0.5262
	1000	1.0234	0.2531 (0.2366)	3.0488	2.5593	1.0212	0.2415
$\tilde{\tau}^2/\tilde{\sigma}^2$	500	1.0694	0.5371 (0.4195)	0.9881	0.4315	1.0901	0.5343
	1000	1.0236	0.2538 (0.2366)	0.9573	0.2209	1.0256	0.2426

TABLE 1

Summary statistics for Example 1 ( $d = 1000$ ). Means and standard errors of various estimators, computed over 500 independent datasets for each configuration. In each setting,  $\sigma^2 = \tau^2 = \tau^2/\sigma^2 = 1$ ; thus, unbiased estimators should have mean close to 1. In the standard error column corresponding to  $\mathbf{x}_i \sim N(0, I)$ , numbers in parentheses are theoretically predicted standard errors (denoted  $\psi_1$ ,  $\psi_2$ , and  $\psi_0$  in the text; see Corollaries 1-2 and Proposition 2). Theoretically predicted standard errors for  $\mathbf{x}_i \sim N(0, \Sigma)$  and  $\mathbf{x}_i \in \{\pm 1\}$  binary are not known; more details may be found in the discussion in Section 4.1.

One of the more striking aspects of the results reported in Table 1 is the consistency and robustness of the estimators  $\tilde{\sigma}^2$ ,  $\tilde{\tau}^2$ , and  $\tilde{\tau}^2/\tilde{\sigma}^2$ . Proposition 2 suggests that these estimators

might be expected to perform well when  $\mathbf{x}_i \sim N(0, I)$  and  $\mathbf{x}_i \sim N(0, \Sigma)$ ; none of our theoretical results apply to the case where  $\mathbf{x}_i \in \{\pm 1\}$  is binary. In the settings where  $\text{Cov}(\mathbf{x}_i) = I$  and  $\mathbf{x}_i \in \{\pm 1\}$  is binary, the performance of  $\tilde{\sigma}^2$ ,  $\tilde{\tau}^2$ , and  $\tilde{\tau}^2/\tilde{\sigma}^2$  is nearly indistinguishable from that of  $\hat{\sigma}^2(I)$ ,  $\hat{\tau}^2(I)$ , and  $\hat{\tau}^2(I)/\hat{\sigma}^2(I)$ . On the other hand, when  $\text{Cov}(\mathbf{x}_i) = \Sigma = (2d)^{-1}Z^T Z$ , the estimators  $\hat{\sigma}^2(I)$ ,  $\hat{\tau}^2(I)$ , and  $\hat{\tau}^2(I)/\hat{\sigma}^2(I)$  break down significantly (their mean is far from the actual value  $\sigma^2 = \tau^2 = \tau^2/\sigma^2 = 1$ ), while  $\tilde{\sigma}^2$ ,  $\tilde{\tau}^2$ , and  $\tilde{\tau}^2/\tilde{\sigma}^2$  still perform effectively. The estimators  $\hat{\sigma}^2(I)$ ,  $\hat{\tau}^2(I)$ , and  $\hat{\tau}^2(I)/\hat{\sigma}^2(I)$  were developed under the assumption that  $\text{Cov}(\mathbf{x}_i) = I$ . Thus, their diminished performance when  $\text{Cov}(\mathbf{x}_i) \neq I$  is not unexpected. The dramatically high standard error 22.6089 for  $\hat{\tau}^2(I)/\hat{\sigma}^2(I)$ , when  $\mathbf{x}_i \sim N(0, \Sigma)$  and  $n = 500$  is indicative of instability when  $\hat{\sigma}^2$  is very small; it also serves as a prompt to point out that our estimators for  $\sigma^2$  and  $\tau^2$  can take both positive and negative values. Since  $\sigma^2, \tau^2 \geq 0$ , negative values for the estimators may be undesirable. In practice, one might choose to implement special procedures for handling negative estimates of these quantities; however, we take no such steps here. In this example, the only negative estimates of  $\sigma^2$  and  $\tau^2$  occurred for  $\hat{\sigma}^2(I)$  when  $\mathbf{x}_i \sim N(0, \Sigma)$ : for  $n = 500$ , there were 18 datasets (out of 500) where  $\hat{\sigma}^2(I) < 0$ ; for  $n = 1000$ , there was one dataset where  $\hat{\sigma}^2(I) < 0$ .

For  $\mathbf{x}_i \sim N(0, I)$ , Table 1 indicates that the empirical standard errors of the estimators for  $\sigma^2$  and  $\tau^2$  are extremely close to the values predicted by Corollary 1 and Proposition 2 (ii) (denoted  $\psi_1$  and  $\psi_2$ , respectively; these values are displayed in parentheses in Table 1). For the estimators of the signal-to-noise ratio  $\tau^2/\sigma^2$ , the agreement between the empirical standard errors and the theoretically predicted standard error  $\psi_0$  (see Corollary 2 and Proposition 2 (ii)) is less compelling. For  $n = 500$ , the empirical standard errors for estimates of  $\tau^2/\sigma^2$  are roughly 25% larger than the theoretically predicted standard errors. For  $n = 1000$ , the empirical and theoretical values are closer (they differ by approximately 10%); however, the discrepancy is still substantially larger than that for estimates of  $\sigma^2$  and  $\tau^2$ . Figures 1 and 2 contain histograms of the estimators for  $\sigma^2$ ,  $\tau^2$ , and  $\tau^2/\sigma^2$ . Normal density plots with mean 1 (the actual value of  $\sigma^2$ ,  $\tau^2$ , and  $\tau^2/\sigma^2$  in this example) and variance  $\psi_1^2$ ,  $\psi_2^2$ , and  $\psi_0^2$  are superimposed on the histograms. The histograms and normal densities seem to agree quite well, as predicted by Corollaries 1-2 and Proposition 2.

For  $\mathbf{x}_i \sim N(0, \Sigma)$ , with  $\Sigma = (2d)^{-1}Z^T Z$ , one might hope to use Proposition 2 (ii) to derive theoretically predicted standard errors for the estimators  $\tilde{\sigma}^2$ ,  $\tilde{\tau}^2$ , and  $\tilde{\tau}^2/\tilde{\sigma}^2$ . However, in order for Proposition 2 (ii) to apply, we must have  $\sqrt{n}|\boldsymbol{\beta}^T \Sigma^k \boldsymbol{\beta} - \|\boldsymbol{\beta}\|^2 d^{-1} \text{tr}(\Sigma^k)| \approx 0$ , for  $k = 1, 2$ . In this example, we had  $\boldsymbol{\beta}^T \Sigma \boldsymbol{\beta} = 0.9831$  and  $\boldsymbol{\beta}^T \Sigma^2 \boldsymbol{\beta} = 1.4436$ , while  $\|\boldsymbol{\beta}\|^2 d^{-1} \text{tr}(\Sigma^2) = 1.0003$

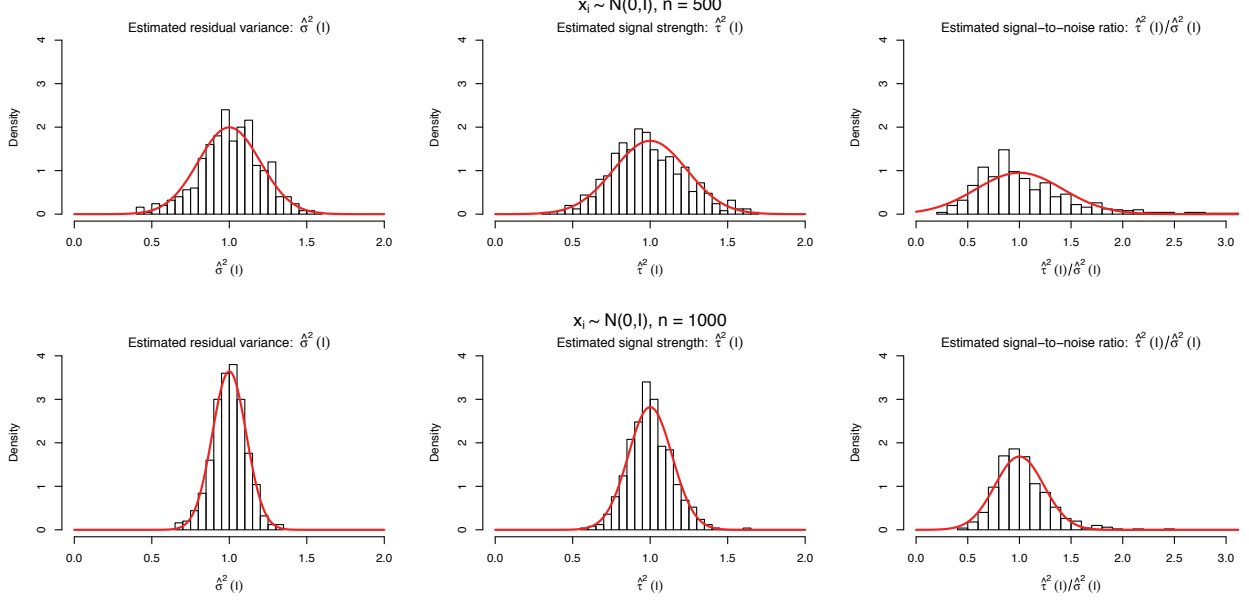


FIG 1. Example 1 ( $d = 1000$ ). Histograms and normal density plots for the estimators  $\hat{\sigma}^2(I)$ ,  $\hat{\tau}^2(I)$ , and  $\hat{\tau}^2(I)/\hat{\sigma}^2(I)$ , with  $\mathbf{x}_i \sim N(0, I)$ . Top row,  $n = 500$ ; bottom row,  $n = 1000$ . Superimposed normal density plots have mean 1 and variance  $\psi_1^2$ ,  $\psi_2^2$ , and  $\psi_0^2$  for  $\hat{\sigma}^2(I)$ ,  $\hat{\tau}^2(I)$ , and  $\hat{\tau}^2(I)/\hat{\sigma}^2(I)$ , respectively. Corollaries 1-2 suggest that the distribution of the various estimators should be approximately equal to that of the corresponding normal distribution.

and  $\|\boldsymbol{\beta}\|^2 d^{-1} \text{tr}(\Sigma) = 1.5018$ . Thus,

$$\begin{aligned} \sqrt{500} \left| \boldsymbol{\beta}^T \Sigma \boldsymbol{\beta} - \frac{\|\boldsymbol{\beta}\|^2}{d} \text{tr}(\Sigma) \right| &= 0.3839, & \sqrt{1000} \left| \boldsymbol{\beta}^T \Sigma \boldsymbol{\beta} - \frac{\|\boldsymbol{\beta}\|^2}{d} \text{tr}(\Sigma) \right| &= 0.5429 \\ \sqrt{500} \left| \boldsymbol{\beta}^T \Sigma^2 \boldsymbol{\beta} - \frac{\|\boldsymbol{\beta}\|^2}{d} \text{tr}(\Sigma^2) \right| &= 1.3002, & \sqrt{1000} \left| \boldsymbol{\beta}^T \Sigma^2 \boldsymbol{\beta} - \frac{\|\boldsymbol{\beta}\|^2}{d} \text{tr}(\Sigma^2) \right| &= 1.8387, \end{aligned} \quad (27)$$

which suggests that the applicability of Proposition 2 (ii) may be questionable. Moreover, asymptotically, if  $\Sigma = (2d)^{-1} Z^T Z$  and  $d \rightarrow \infty$ , then it is known that conditions of Proposition 2 (ii) are *not* satisfied (see Remark 2, following Proposition 2). Nevertheless, we believe it is informative to compare the empirical distribution of the estimators  $\tilde{\sigma}^2$ ,  $\tilde{\tau}^2$ , and  $\tilde{\tau}^2/\tilde{\sigma}^2$ , to normal distributions with mean 1 and variance  $\tilde{\psi}_1^2$ ,  $\tilde{\psi}_2^2$ , and  $\tilde{\psi}_0^2$ , respectively, as specified by Proposition 2 (ii); corresponding histograms and normal density plots may be found in Figure 3. Upon visual inspection of Figure 3, the fit between the sampling distribution of the estimators and the corresponding normal distribution appears to be reasonably good.

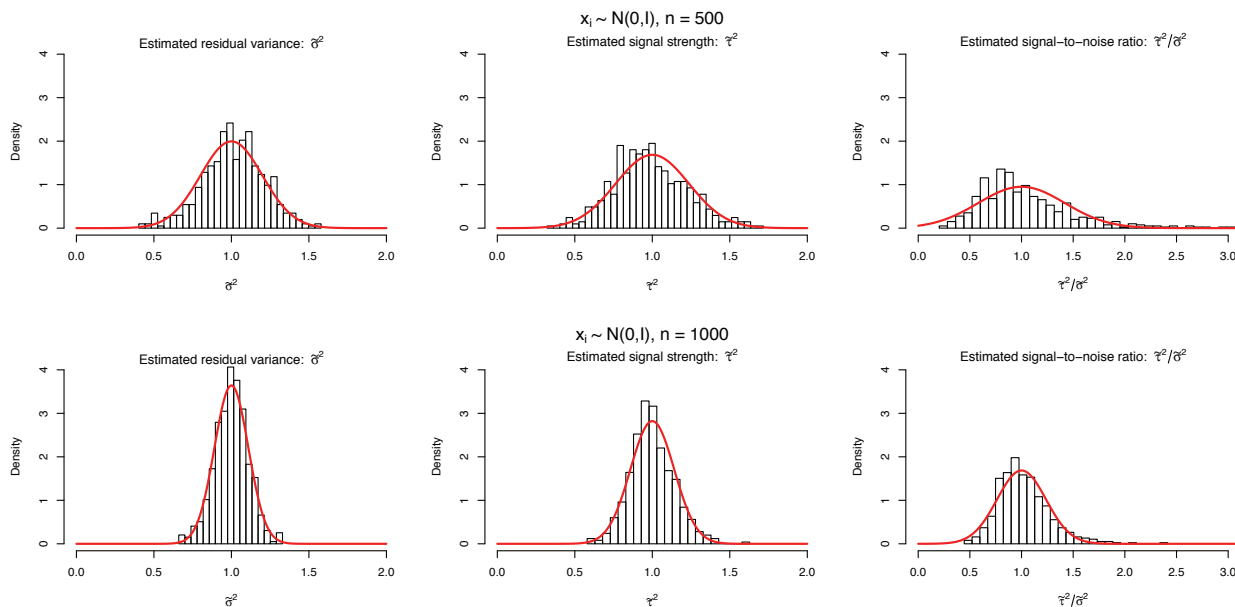


FIG 2. Example 1 ( $d = 1000$ ). Histograms and normal density plots for the estimators  $\tilde{\sigma}^2$ ,  $\tilde{\tau}^2$ , and  $\tilde{\tau}^2/\tilde{\sigma}^2$ , with  $\mathbf{x}_i \sim N(0, I)$ . Top row,  $n = 500$ ; bottom row,  $n = 1000$ . Superimposed normal density plots have mean 1 and variance  $\psi_1^2$ ,  $\psi_2^2$ , and  $\psi_0^2$  for  $\tilde{\sigma}^2$ ,  $\tilde{\tau}^2$ , and  $\tilde{\tau}^2/\tilde{\sigma}^2$ , respectively. Proposition 2 (ii) suggests that the distribution of the various estimators should be approximately equal to that of the corresponding normal distribution.

The results in Table 1 indicate that there is slightly more bias in the estimators when  $\mathbf{x}_i \sim N(0, \Sigma)$  than when  $\mathbf{x}_i \sim N(0, I)$ ; this may be a result of the discrepancies (27).

Though this paper contains no theoretical results describing the behavior of our estimators for non-normal data, the numerical results in this example suggest that some of the methods proposed here may be successfully applied in broader circumstances. The results in Table 1 for  $\mathbf{x}_i \in \{\pm 1\}$  binary show that all of the estimators considered in this example are nearly unbiased and have standard errors that are similar to the corresponding standard errors in the case where  $\mathbf{x}_i \sim N(0, I)$ . Figure 4 contains histograms for the estimators  $\tilde{\sigma}^2$ ,  $\tilde{\tau}^2$ , and  $\tilde{\tau}^2/\tilde{\sigma}^2$ , with  $\mathbf{x}_i \in \{\pm 1\}$  binary. Normal density plots with mean 1 and variance  $\psi_1^2$ ,  $\psi_2^2$ , and  $\psi_0^2$  are superimposed on the histograms; these are the normal densities corresponding to the asymptotic distribution of the estimators in the case where  $\mathbf{x}_i \sim N(0, I)$  (see Corollaries 1-2 and Proposition 2 (ii)). The histograms appear to match the densities quite well.

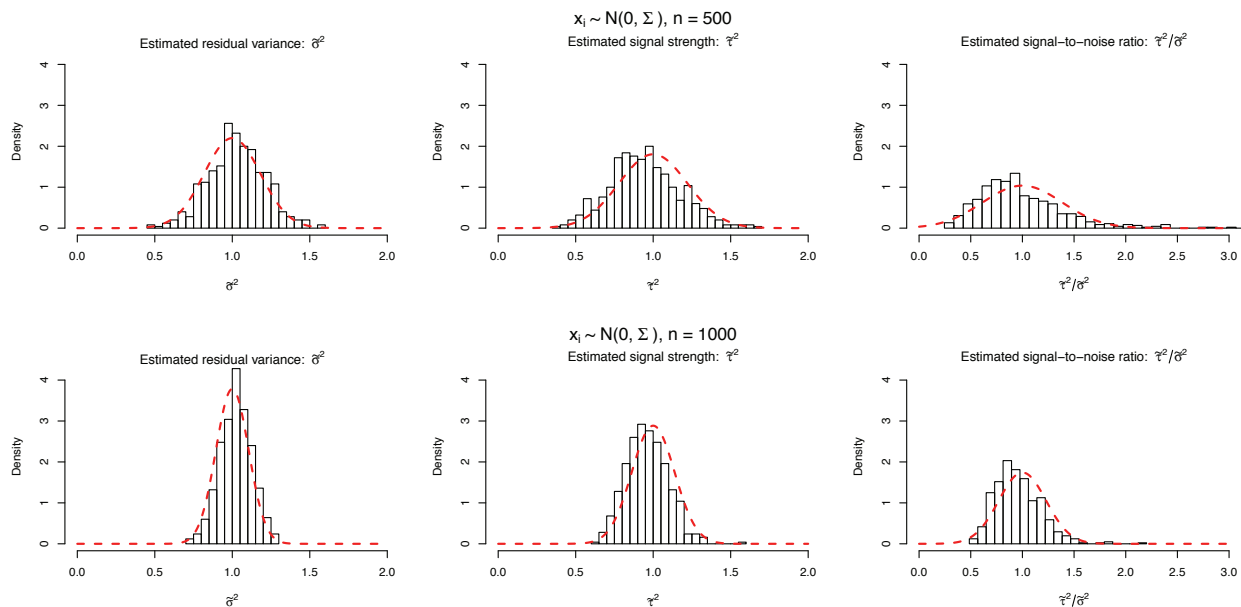


FIG 3. *Example 1* ( $d = 1000$ ). Histograms and normal density plots for the estimators  $\hat{\sigma}^2$ ,  $\hat{\tau}^2$ , and  $\hat{\tau}^2/\hat{\sigma}^2$ , with  $\mathbf{x}_i \sim N(0, \Sigma)$  and  $\Sigma = (2d)^{-1}Z^T Z$ . Top row,  $n = 500$ ; bottom row,  $n = 1000$ . Superimposed normal density plots have mean 1 and variance  $\tilde{\psi}_1^2$ ,  $\tilde{\psi}_2^2$ , and  $\tilde{\psi}_0^2$  for  $\hat{\sigma}^2$ ,  $\hat{\tau}^2$ , and  $\hat{\tau}^2/\hat{\sigma}^2$ , respectively. For  $n = 500$ ,  $\tilde{\psi}_1 = 0.1835$ ,  $\tilde{\psi}_2 = 0.2211$ , and  $\tilde{\psi}_0 = 0.3841$ ; for  $n = 1000$ ,  $\tilde{\psi}_1 = 0.1054$ ,  $\tilde{\psi}_2 = 0.1383$ , and  $\tilde{\psi}_0 = 0.2290$ . See Table 1 for empirical standard errors of estimators.

## 4.2. Example 2

When  $d < n$ ,  $\hat{\sigma}_0^2 = (n - d)^{-1} \|\mathbf{y} - X\hat{\boldsymbol{\beta}}_{ols}\|^2$  is a widely used estimator for  $\sigma^2$ . In Remark 2 following Theorem 2, we noted that the variance of  $\hat{\sigma}_0^2$  does not depend on  $\tau^2$ , while the variance of  $\hat{\sigma}^2(I)$  and the other estimators for  $\sigma^2$  proposed in this paper increases with  $\tau^2$ . On the other hand, as  $d/n \uparrow 1$ , the variance of  $\hat{\sigma}_0^2$  diverges, while that of  $\hat{\sigma}^2(I)$  remains bounded. In this brief example, we took  $\mathbf{x}_i \sim N(0, I)$ ,  $\sigma^2 = \tau^2 = 1$ , and  $n = 500$ , and investigated the numerical performance of  $\hat{\sigma}^2(I)$  and  $\hat{\sigma}_0^2$  for various values of  $d < n$ . Five hundred independent datasets were generated and the estimators were computed for each dataset. Summary statistics are reported in Table 2.

Table 2 indicates that in each setting, the estimators are nearly unbiased: the means of the estimators are close to 1. The empirical standard errors of  $\hat{\sigma}^2(I)$  and  $\hat{\sigma}_0^2$  both increase with  $d$ ; however, the standard errors increase more rapidly for  $\hat{\sigma}_0^2$ . At  $d = 250, 350$ , the empirical



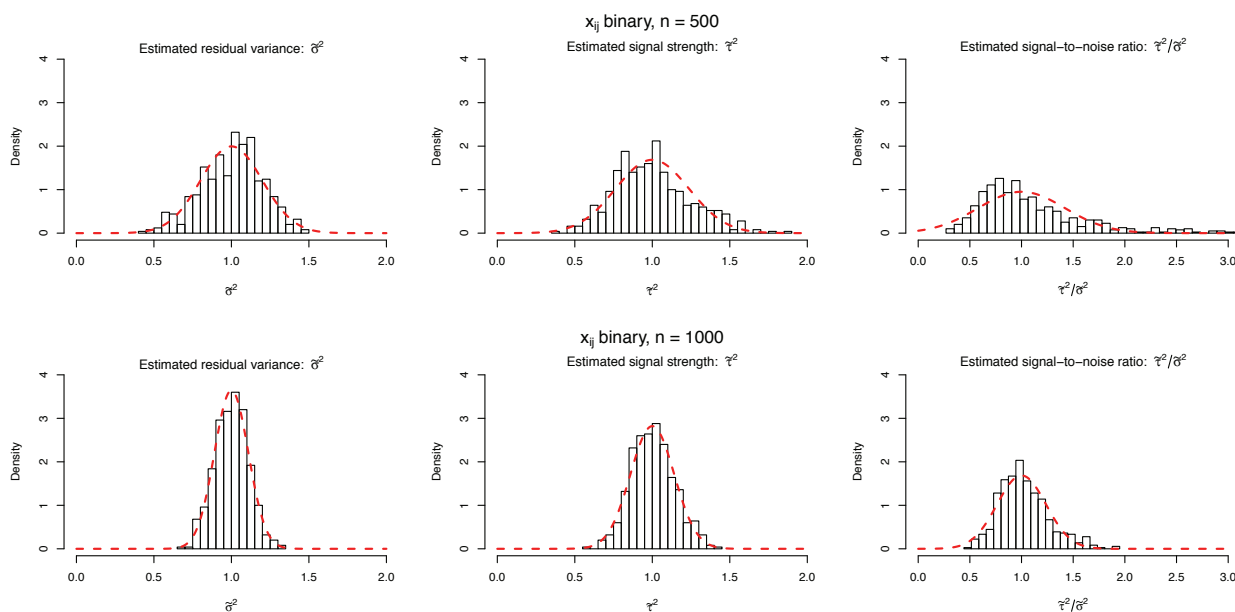


FIG 4. *Example 1* ( $d = 1000$ ). Histograms and normal density plots for the estimators  $\hat{\sigma}^2$ ,  $\hat{\tau}^2$ , and  $\hat{\tau}^2/\hat{\sigma}^2$ , with  $\mathbf{x}_i \in \{\pm 1\}$  binary. Top row,  $n = 500$ ; bottom row,  $n = 1000$ . Superimposed normal density plots have mean 1 and variance  $\psi_1^2$ ,  $\psi_2^2$ , and  $\psi_0^2$  for  $\hat{\sigma}^2$ ,  $\hat{\tau}^2$ , and  $\hat{\tau}^2/\hat{\sigma}^2$ , respectively.

standard error of  $\hat{\sigma}_0^2$  is smaller than that of  $\hat{\sigma}^2(I)$ ; at  $d = 450$ , the trend reverses and the empirical standard error of  $\hat{\sigma}^2(I)$  is smaller than that of  $\hat{\sigma}_0^2$ . As  $d$  becomes closer to  $n = 500$ , the empirical standard error of  $\hat{\sigma}^2(I)$  should remain bounded, while that of  $\hat{\sigma}_0^2$  should diverge to  $\infty$ . The results reported in this example suggest that even when  $d < n$ , there may be settings where the estimators proposed in this paper may be preferred to over other commonly used estimators for  $\sigma^2$ ; for instance, when  $d < n$ , but  $d$  is very close to  $n$ .

### 4.3. Example 3

Sun and Zhang (2011) proposed methods for estimating  $\sigma^2$  in high-dimensional linear models that are very effective when  $\beta$  is sparse. These methods use modified versions of lasso (Tibshirani, 1996) and MC+ (Zhang, 2010), (referred to as “scaled lasso” and “scaled MC+,” respectively) to simultaneously estimate  $\sigma^2$  and  $\beta$ . Let  $\hat{\sigma}_{\text{lasso}}^2$  and  $\hat{\sigma}_{\text{MC+}}^2$  denote the scaled lasso and scaled MC+ estimators for  $\sigma^2$ . In this example, we compared the performance of  $\hat{\sigma}_{\text{lasso}}^2$  and  $\hat{\sigma}_{\text{MC+}}^2$  with some of the estimators for  $\sigma^2$  proposed in this paper, in settings where  $\beta$  was both sparse and non-sparse.

	Estimator	$d = 250$	$d = 350$	$d = 450$
Mean	$\hat{\sigma}^2(I)$	0.9984	0.9986	0.9965
	$\hat{\sigma}_0^2$	0.9979	1.0004	0.9902
Standard error	$\hat{\sigma}^2(I)$	0.1290	0.1389	0.1457
	$\hat{\sigma}_0^2$	0.0901	0.1141	0.1947

TABLE 2

Example 2 ( $n = 500$ ,  $\sigma^2 = 1$ ). Means and standard errors of estimators for  $\sigma^2$ , based on 500 independent datasets.

With  $d = 3000$ , the predictors in this example were generated according to  $\mathbf{x}_i \sim N(0, \Sigma)$ , where  $\Sigma = (\sigma_{ij})$  and  $\sigma_{ij} = 0.5^{|i-j|}$ . We fixed  $\sigma^2 = 1$ . Sparse and non-sparse (dense) parameters  $\boldsymbol{\beta} \in \mathbb{R}^d$  were generated as follows. First, to generate the sparse  $\boldsymbol{\beta}$ , five random multiples of 25 between 25 and  $d - 25 = 2975$  were selected. That is, we selected  $k_1, \dots, k_5$  from  $\{25, 50, 75, \dots, 2975\}$  independently and uniformly at random. Next, we took  $\boldsymbol{\beta}_0 \in \mathbb{R}^d$  to be the vector with the 7-dimensional sub-vector  $(1, 2, 3, 4, 3, 2, 1)^T$  centered at the coordinates corresponding to  $k_1, \dots, k_5$  (so that the  $k_j$ -th entry of  $\boldsymbol{\beta}_0$  was 4, the  $(k_j \pm 1)$ -th was 3, etc.); the remaining entries in  $\boldsymbol{\beta}_0$  were set equal to 0. We then set  $\boldsymbol{\beta} = \{3/(\boldsymbol{\beta}_0^T \Sigma \boldsymbol{\beta}_0)\}^{1/2} \boldsymbol{\beta}_0$ , so that  $\tau_1^2 = \boldsymbol{\beta}^T \Sigma \boldsymbol{\beta} = 3$ . Note that this sparse  $\boldsymbol{\beta}$  was generated only once; in other words, the same sparse  $\boldsymbol{\beta}$  was used throughout the simulations in this example. To generate the dense  $\boldsymbol{\beta}$  used in this example, we followed the same procedure as for the sparse  $\boldsymbol{\beta}$ , except that in  $\boldsymbol{\beta}_0$ , the 7-dimensional subvector  $(1, 2, 3, 4, 3, 2, 1)^T$  was centered at coordinates corresponding to *each* multiple of 25 between 25 and 2975. Notice that for the sparse  $\boldsymbol{\beta}$ , we had  $\|\boldsymbol{\beta}\|_0 = 7 \times 5 = 35$ , where  $\|\boldsymbol{\beta}\|_0$  denotes the number of non-zero coordinates in  $\boldsymbol{\beta}$ , and for the dense  $\boldsymbol{\beta}$  we had  $\|\boldsymbol{\beta}\|_0 = 7 \times (d/25 - 1) = 833$ ; however,  $\tau_1^2 = \boldsymbol{\beta}^T \Sigma \boldsymbol{\beta} = 3$  was the same for both the sparse and dense  $\boldsymbol{\beta}$ . In this simulation study, we considered datasets with  $n = 600$  and  $n = 2400$  observations. With sparse  $\boldsymbol{\beta}$  and  $n = 300$ , the simulation settings in this example are very similar to those in Example 1 from Section 4.1 of (Sun and Zhang, 2011).

Under each of the settings described above, we generated 100 independent datasets and, for each simulated dataset, we computed  $\hat{\sigma}_{\text{lasso}}^2$ ,  $\hat{\sigma}_{\text{MC+}}^2$ ,  $\hat{\sigma}^2(\hat{\Sigma})$ ,  $\hat{\sigma}^2(\Sigma)$ , and  $\tilde{\sigma}^2$ . For the scaled lasso and MC+ estimators, we used the shrinkage parameter  $\lambda_0 = \sqrt{\log(d)/n}$  (this value of  $\lambda_0$  yielded the best performance in the numerical examples in (Sun and Zhang, 2011)). The scaled MC+ estimator requires specification of an additional parameter  $\gamma$ ; following (Sun and Zhang, 2011), we took  $\gamma = 2/[1 - \max_{i,j} \{\mathbf{X}_i^T \mathbf{X}_j / (\|\mathbf{X}_i\| \|\mathbf{X}_j\|)\}]$ , where  $\mathbf{X}_j$  denotes the  $j$ -th column of  $X$ . The estimator  $\hat{\sigma}^2(\hat{\Sigma})$  was introduced in Section 3.1 of this paper. Here we take advantage of the AR(1) structure of  $\Sigma$  and set  $\hat{\Sigma} = (\hat{\sigma}_{ij})$ , where  $\hat{\sigma}_{i,j} = \hat{\alpha}^{|i-j|}$  and

$$\hat{\alpha} = \frac{1}{n(d-1)} \sum_{i=1}^n \sum_{j=2}^d x_{ij} x_{i(j-1)}.$$

We view the estimator  $\hat{\sigma}^2(\Sigma)$  as an “oracle estimator,” which utilizes full knowledge of actual covariance matrix  $\Sigma$ ; this estimator should perform similarly to the estimator  $\hat{\sigma}^2(I)$  in settings where  $\text{Cov}(\mathbf{x}_i) = I$  and  $\tau_1^2 = 3$  (see the discussion in Section 3.1). Finally, the estimator  $\tilde{\sigma}^2$  is the “unknown covariance” estimator from Section 3.2. Recall that our theoretical performance guarantees for  $\tilde{\sigma}^2$  (Proposition 2) require that  $|\boldsymbol{\beta}^T \Sigma^k \boldsymbol{\beta} - \|\boldsymbol{\beta}\|^2 \text{tr}(\Sigma^k)/d| \approx 0$ , for  $k = 1, 2$ . In this example, for the sparse  $\boldsymbol{\beta}$  we had

$$\frac{\|\boldsymbol{\beta}\|^2}{d} \text{tr}(\Sigma) - \boldsymbol{\beta}^T \Sigma \boldsymbol{\beta} = -1.7551 \quad \text{and} \quad \frac{\|\boldsymbol{\beta}\|^2}{d} \text{tr}(\Sigma^2) - \boldsymbol{\beta}^T \Sigma^2 \boldsymbol{\beta} = -5.5409 \quad (28)$$

(the corresponding quantities are essentially the same for the dense  $\boldsymbol{\beta}$ ). Summary statistics for the various estimators computed in this numerical study are reported in Table 3.

Sparse $\boldsymbol{\beta}$			Dense $\boldsymbol{\beta}$			
		Mean	Std. Err.		Mean	Std. Err.
$n = 600$	$\hat{\sigma}_{\text{lasso}}^2$	1.1117	0.0651	$\hat{\sigma}_{\text{lasso}}^2$	3.2600	0.2070
	$\hat{\sigma}_{\text{MC+}}^2$	1.0477	0.0633	$\hat{\sigma}_{\text{MC+}}^2$	3.1005	0.2107
	$\hat{\sigma}^2(\hat{\Sigma})$	0.9704	0.5049	$\hat{\sigma}^2(\hat{\Sigma})$	0.9820	0.5641
	$\hat{\sigma}^2(\Sigma)$	0.9693	0.5021	$\hat{\sigma}^2(\Sigma)$	0.9835	0.5596
	$\tilde{\sigma}^2$	-0.6023	0.5182	$\tilde{\sigma}^2$	-0.5747	0.5876
$n = 2400$	$\hat{\sigma}_{\text{lasso}}^2$	1.0310	0.0295	$\hat{\sigma}_{\text{lasso}}^2$	2.3232	0.0706
	$\hat{\sigma}_{\text{MC+}}^2$	1.0060	0.0293	$\hat{\sigma}_{\text{MC+}}^2$	1.9997	0.0778
	$\hat{\sigma}^2(\hat{\Sigma})$	0.9808	0.1633	$\hat{\sigma}^2(\hat{\Sigma})$	1.0095	0.1538
	$\hat{\sigma}^2(\Sigma)$	0.9809	0.1631	$\hat{\sigma}^2(\Sigma)$	1.0095	0.1537
	$\tilde{\sigma}^2$	-0.5827	0.2084	$\tilde{\sigma}^2$	-0.5702	0.2228

TABLE 3

Example 3 ( $d = 3000$ ,  $\sigma^2 = 1$ ). Means and standard errors of estimators for  $\sigma^2$ , based on 100 independent datasets. Left table, sparse  $\boldsymbol{\beta}$ ; right table, dense  $\boldsymbol{\beta}$

For sparse  $\boldsymbol{\beta}$ , the results in Table 3 indicate that  $\hat{\sigma}_{\text{lasso}}^2$ ,  $\hat{\sigma}_{\text{MC+}}^2$ ,  $\hat{\sigma}^2(\hat{\Sigma})$ , and  $\hat{\sigma}^2(\Sigma)$  are all nearly unbiased (recall that  $\sigma^2 = 1$  in this example). However, the empirical standard errors for the scaled lasso and MC+ estimators are considerably smaller than the standard errors for  $\hat{\sigma}^2(\hat{\Sigma})$  and  $\hat{\sigma}^2(\Sigma)$ . Note that in this example, the performance of  $\hat{\sigma}^2(\hat{\Sigma})$  is very similar to that of the oracle estimator  $\hat{\sigma}^2(\Sigma)$ .

The estimator  $\tilde{\sigma}^2$  is significantly biased in this example. Indeed, the mean value of  $\tilde{\sigma}^2$  is negative, while  $\sigma^2 > 0$ . The poor performance of  $\tilde{\sigma}^2$  in this example is not completely unexpected, given that  $|\boldsymbol{\beta}^T \Sigma^k \boldsymbol{\beta} - \|\boldsymbol{\beta}\|^2 \text{tr}(\Sigma^k)/d|$  is substantially larger than 0 for  $k = 1, 2$  (see (28)). In fact, more can be said. Using the approximation  $\hat{m}_k \approx m_k = \text{tr}(\Sigma^k)/d$ ,  $k = 1, 2$ ,

one can check that

$$E(\tilde{\sigma}^2) \approx \sigma^2 + \tau_1^2 - \frac{m_1}{m_2}\tau_2^2.$$

Thus, the bias of  $\tilde{\sigma}^2$  is approximately  $\tau_1^2 - (m_1/m_2)\tau_2^2$ . In this example,  $\tau_1^2 - (m_1/m_2)\tau_2^2 = -1.5700$  and

$$E(\tilde{\sigma}^2) \approx -0.5700.$$

(this calculation is for the sparse  $\beta$ ; the result is almost exactly the same for the dense  $\beta$ ). Note the similarity between this approximation and the empirical means of  $\tilde{\sigma}^2$  in Table 3.

For dense  $\beta$ , the performance of  $\hat{\sigma}_{\text{lasso}}^2$  and  $\hat{\sigma}_{\text{MC+}}^2$  breaks down, while the performance of  $\hat{\sigma}^2(\hat{\Sigma})$ ,  $\hat{\sigma}^2(\Sigma)$ , and  $\tilde{\sigma}^2$  remains virtually unchanged, as compared to the sparse  $\beta$  case. When  $n = 600$ , the empirical means of  $\hat{\sigma}_{\text{lasso}}^2$  and  $\hat{\sigma}_{\text{MC+}}^2$  are both greater than 3; when  $n = 2400$ , the empirical means of  $\hat{\sigma}_{\text{lasso}}^2$  and  $\hat{\sigma}_{\text{MC+}}^2$  are both nearly greater than 2. Both  $\hat{\sigma}_{\text{lasso}}^2$  and  $\hat{\sigma}_{\text{MC+}}^2$  depend on associated lasso and MC+ estimators for  $\beta$ . The performance break-down of  $\hat{\sigma}_{\text{lasso}}^2$  and  $\hat{\sigma}_{\text{MC+}}^2$  when  $\beta$  is dense is likely related to the fact that the corresponding estimators for  $\beta$  perform poorly when  $\beta$  is dense and  $d/n$  is large. In Table 4, we report the empirical mean squared error for the lasso and MC+ estimators for  $\beta$  that are associated with  $\hat{\sigma}_{\text{lasso}}^2$  and  $\hat{\sigma}_{\text{MC+}}^2$ ; note that mean squared error is substantially higher for estimating dense  $\beta$ .

Sparse $\beta$			Dense $\beta$		
$n$	lasso	MC+	$n$	lasso	MC+
600	0.1888	0.3696	600	1.2176	1.2457
2400	0.0514	0.0894	2400	0.8961	0.9337

TABLE 4

*Example 3* ( $d = 3000$ ,  $\sigma^2 = 1$ ,  $\|\beta\|^2 = 1.2449$ ). Empirical mean squared error  $\|\hat{\beta} - \beta\|^2$  of the scaled lasso and MC+ estimators for  $\beta$ , based on 100 independent datasets.

Overall, the results of this simulation study suggest that estimators proposed in this paper may be useful for estimating  $\sigma^2$  in settings where  $d/n$  is large and little is known about sparsity in  $\beta$ . However, we emphasize two important points: (i) additional information about the covariance matrix  $\Sigma$  may be required to obtain consistent estimators for  $\sigma^2$  (e.g. that  $\Sigma$  has AR(1) structure) and (ii) the estimators for  $\sigma^2$  proposed in this paper may have larger standard error than estimators derived from a reliable estimate of  $\beta$ .

## 5. Discussion

In this paper, we proposed new estimators for  $\sigma^2$ ,  $\tau^2$ , and the signal-to-noise ratio  $\tau^2/\sigma^2$  in high-dimensional linear models. These estimators are based on linear combinations of

$T_1 = n^{-1}\|\mathbf{y}\|^2$  and  $T_2 = n^{-2}\|X^T\mathbf{y}\|^2$ . Working under the assumption that  $\text{Cov}(\mathbf{x}_i) = I$ , the key observation in deriving these estimators was that  $ET_1, ET_2$  form a pair of non-degenerate linear combinations involving  $\sigma^2$  and  $\tau^2$ . In fact, as described in Section 2.1, unbiased estimators for  $\sigma^2$  and  $\tau^2$  may be derived from any pair of statistics  $T_1, T_2$  satisfying this property. With  $T_1 = n^{-1}\|\mathbf{y}\|^2$  fixed, we presently discuss two alternatives for  $T_2$ , which may yield other estimators for  $\sigma^2, \tau^2$  in this manner. These examples are not meant to be exhaustive; rather, they are illustrative of this technique's flexibility and raise some broader questions about estimating  $\sigma^2$  and  $\tau^2$  in high-dimensional linear models.

First, let  $U \in O(d)$  be a  $d \times d$  Haar-distributed orthogonal matrix independent of  $(\mathbf{y}, X)$  and let  $U_k$  denote the first  $k$  columns of  $U$ , where  $1 \leq k \leq \min\{d, n\}$ . Then one may take  $T_2 = n^{-1}E(\|P_k\mathbf{y}\|^2|\mathbf{y}, X)$ , where  $P_k = \tilde{X}_k(\tilde{X}_k^T\tilde{X}_k)^{-1}\tilde{X}_k^T$  and  $\tilde{X}_k = XU_k$ , so that  $P_k$  is a random rank- $k$  projection. As a second alternative to  $T_2 = n^{-2}\|X^T\mathbf{y}\|^2$ , one could take  $T_2 = n^{-1}\|X\hat{\boldsymbol{\beta}}_{\text{ridge}}\|^2$ , where  $\hat{\boldsymbol{\beta}}_{\text{ridge}}$  is some ridge regression estimator for  $\boldsymbol{\beta}$  (Hoerl and Kennard, 1970). One aspect of these alternatives' potential appeal is that they might yield consistent estimators for  $\sigma^2$  and  $\tau^2$  with smaller variance than the estimators studied in this paper. However, a theoretical analysis of these estimators' properties may be somewhat involved. Indeed, for  $T_2 = n^{-1}E(\|P_k\mathbf{y}\|^2|\mathbf{y}, X)$ , it is easy to calculate  $ET_2$  and find the corresponding unbiased estimators for  $\sigma^2$  and  $\tau^2$  using symmetry arguments (provided  $\text{Cov}(\mathbf{x}_i) = I$ ), but computing the variance of these estimators appears to be fairly challenging. If  $T_2 = n^{-1}\|X\hat{\boldsymbol{\beta}}_{\text{ridge}}\|^2$ , then closed-form expressions for  $ET_2$  and, consequently, for the associated unbiased estimators of  $\sigma^2, \tau^2$  are generally not available; however, results from random matrix theory suggest that simplified asymptotic analyses may be possible. Note that in order to implement either of these alternatives to  $T_2 = n^{-2}\|X^T\mathbf{y}\|^2$ , specification of an additional tuning parameter is required: for  $T_2 = n^{-1}E(\|P_k\mathbf{y}\|^2|\mathbf{y}, X)$ , the rank parameter  $k$  must be specified; for  $T_2 = n^{-1}\|X\hat{\boldsymbol{\beta}}_{\text{ridge}}\|^2$ , the ridge shrinkage parameter (typically, a nonnegative constant denoted by  $\lambda$ ) must be specified.

A number of questions are raised by the examples discussed in the previous paragraph. For instance, it is clear that estimators for  $\sigma^2, \tau^2$  derived using different statistics  $T_1, T_2$  may (or may not!) be more efficient than the estimators  $\hat{\sigma}^2, \hat{\tau}^2$  studied here; however, an exhaustive study of all pairs  $T_1, T_2$  aimed at identifying the optimal estimators for  $\sigma^2, \tau^2$  is likely impossible. This suggests the need for a more unified approach to studying efficiency and optimality for estimating  $\sigma^2$  and  $\tau^2$  in high-dimensional linear models, which, given the ambiguity of likelihood-based approaches noted in Section 1.3, may be challenging. Additionally, while we have shown that the proposed approach to estimating  $\sigma^2$  and  $\tau^2$  based on linear combinations of statistics  $T_1, T_2$  is effective when  $\text{Cov}(\mathbf{x}_i) = \Sigma$ , and that this approach may be successfully modified when  $\Sigma$  satisfies additional conditions, it is unclear whether a similar approach may be applied effectively when  $\Sigma$  is unknown and arbitrary. Studying different statistics  $T_1, T_2$  may provide additional insight into this problem, but other methodologies may be required

to handle more general  $\Sigma$ .

## Appendix

### *Proof of Theorem 2*

Theorem 2 is an immediate consequence of the following lemma and its corollary.

**Lemma A1.** *Suppose that  $\Sigma = I$ . Then*

$$\text{Var} \left( \frac{1}{n} \|\mathbf{y}\|^2 \right) = \frac{2}{n} (\sigma^2 + \tau^2)^2 \quad (29)$$

$$\begin{aligned} \text{Var} \left( \frac{1}{n^2} \|X^T \mathbf{y}\|^2 \right) &= \frac{2}{n} \left[ \left\{ \left( \frac{d}{n} \right)^2 + \frac{d}{n} + \frac{2d}{n^2} \right\} \sigma^4 \right. \\ &\quad + \left\{ 2 \left( \frac{d}{n} \right)^2 + \frac{6d}{n} + 2 + \frac{10d}{n^2} + \frac{10}{n} + \frac{12}{n^2} \right\} \sigma^2 \tau^2 \\ &\quad \left. + \left\{ \left( \frac{d}{n} \right)^2 + \frac{5d}{n} + 4 + \frac{8d}{n^2} + \frac{15}{n} + \frac{15}{n^2} \right\} \tau^4 \right] \quad (30) \end{aligned}$$

$$\text{Cov} \left( \frac{1}{n} \|\mathbf{y}\|^2, \frac{1}{n^2} \|X^T \mathbf{y}\|^2 \right) = \frac{2}{n} \left\{ \frac{d}{n} \sigma^4 + \left( \frac{2d}{n} + 2 + \frac{3}{n} \right) \sigma^2 \tau^2 + \left( \frac{d}{n} + 2 + \frac{3}{n} \right) \tau^4 \right\}. \quad (31)$$

*Proof.* Equation (59) is obvious because  $\|\mathbf{y}\|^2 \sim (\sigma^2 + \tau^2) \chi_n^2$ . To prove (60), we condition on  $X$  and use properties of expectations involving quadratic forms and normal random vectors to obtain

$$\begin{aligned} \text{Var}(\|X^T \mathbf{y}\|^2) &= E \{ \text{Var}(\|X^T \mathbf{y}\|^2 | X) \} + \text{Var} \{ E(\|X^T \mathbf{y}\|^2 | X) \} \\ &= 2\sigma^4 E \text{tr} \{ (X^T X)^2 \} + 4\sigma^2 E \{ \boldsymbol{\beta}^T (X^T X)^3 \boldsymbol{\beta} \} \\ &\quad + \text{Var} \{ \sigma^2 \text{tr}(X^T X) + \boldsymbol{\beta}^T (X^T X)^2 \boldsymbol{\beta} \} \\ &= 2\sigma^4 E \text{tr} \{ (X^T X)^2 \} + 4\sigma^2 E \{ \boldsymbol{\beta}^T (X^T X)^3 \boldsymbol{\beta} \} + \sigma^4 E \{ \text{tr}(X^T X) \}^2 \\ &\quad + 2\sigma^2 E \{ \text{tr}(X^T X) \boldsymbol{\beta}^T (X^T X)^2 \boldsymbol{\beta} \} + E \{ \boldsymbol{\beta}^T (X^T X)^2 \boldsymbol{\beta} \}^2 - \sigma^4 \{ E \text{tr}(X^T X) \}^2 \\ &\quad - 2\sigma^2 E \text{tr}(X^T X) E \{ \boldsymbol{\beta}^T (X^T X)^2 \boldsymbol{\beta} \} - [E \{ \boldsymbol{\beta}^T (X^T X)^2 \boldsymbol{\beta} \}]^2. \end{aligned}$$

Given this expression for  $\text{Var}(\|X^T \mathbf{y}\|^2)$ , (60) follows from Proposition S1 in the Supplemental Text. Equation (61) is proved similarly: we have

$$\text{Cov}(\|\mathbf{y}\|^2, \|X^T \mathbf{y}\|^2) = E \{ \text{Cov}(\|\mathbf{y}\|^2, \|X^T \mathbf{y}\|^2 | X) \} + \text{Cov} \{ E(\|\mathbf{y}\|^2 | X), E(\|X^T \mathbf{y}\|^2 | X) \}$$

$$\begin{aligned}
&= 2\sigma^4 E\text{tr}(X^T X) + 4\sigma^2 E \{ \boldsymbol{\beta}^T (X^T X)^2 \boldsymbol{\beta} \} \\
&\quad + \text{Cov} \{ \boldsymbol{\beta}^T X^T X \boldsymbol{\beta}, \sigma^2 \text{tr}(X^T X) + \boldsymbol{\beta}^T (X^T X)^2 \boldsymbol{\beta} \} \\
&= 2\sigma^4 E\text{tr}(X^T X) + 4\sigma^2 E \{ \boldsymbol{\beta}^T (X^T X)^2 \boldsymbol{\beta} \} + \sigma^2 E \{ \text{tr}(X^T X) \boldsymbol{\beta}^T X^T X \boldsymbol{\beta} \} \\
&\quad + E \{ \boldsymbol{\beta}^T X^T X \boldsymbol{\beta} \boldsymbol{\beta}^T (X^T X)^2 \boldsymbol{\beta} \} - \sigma^2 E ( \boldsymbol{\beta}^T X^T X \boldsymbol{\beta} ) E\text{tr}(X^T X) \\
&\quad - E ( \boldsymbol{\beta}^T X^T X \boldsymbol{\beta} ) E \{ \boldsymbol{\beta}^T (X^T X)^2 \boldsymbol{\beta} \}
\end{aligned}$$

and (61) follows from Proposition S1 in the Supplemental Text.  $\square$

**Corollary A1.** *Under the conditions of Lemma 1,*

$$\begin{aligned}
\text{Var}(\hat{\sigma}^2) &= \frac{2n}{(n+1)^2} \left\{ \left( \frac{d}{n} + 1 + \frac{2d}{n^2} + \frac{2}{n} + \frac{1}{n^2} \right) \sigma^4 + \left( \frac{2d}{n} + \frac{4d}{n^2} + \frac{4}{n} + \frac{8}{n^2} \right) \sigma^2 \tau^2 \right. \\
&\quad \left. + \left( \frac{d}{n} + 1 + \frac{2d}{n^2} + \frac{7}{n} + \frac{10}{n^2} \right) \tau^4 \right\} \\
\text{Var}(\hat{\tau}^2) &= \frac{2n}{(n+1)^2} \left\{ \left( \frac{d}{n} + \frac{2d}{n^2} \right) \sigma^4 + \left( \frac{2d}{n} + 2 + \frac{4d}{n^2} + \frac{10}{n} + \frac{12}{n^2} \right) \sigma^2 \tau^2 \right. \\
&\quad \left. + \left( \frac{d}{n} + 4 + \frac{2d}{n^2} + \frac{15}{n} + \frac{15}{n^2} \right) \tau^4 \right\} \\
\text{Cov}(\hat{\sigma}^2, \hat{\tau}^2) &= -\frac{2n}{(n+1)^2} \left\{ \left( \frac{d}{n} + \frac{2d}{n^2} \right) \sigma^4 + \left( \frac{2d}{n} + \frac{4d}{n^2} + \frac{5}{n} + \frac{9}{n^2} \right) \sigma^2 \tau^2 \right. \\
&\quad \left. + \left( \frac{d}{n} + 2 + \frac{2d}{n^2} + \frac{10}{n} + \frac{12}{n^2} \right) \tau^4 \right\}.
\end{aligned}$$

*Proof.* Corollary 1 follows from Lemma 1 and the fact that

$$\begin{pmatrix} \hat{\sigma}^2 \\ \hat{\tau}^2 \end{pmatrix} = \begin{pmatrix} \frac{d+n+1}{n+1} & -\frac{n}{n+1} \\ -\frac{d}{n+1} & \frac{n}{n+1} \end{pmatrix} \begin{pmatrix} n^{-1} \|\mathbf{y}\|^2 \\ n^{-2} \|X^T \mathbf{y}\|^2 \end{pmatrix}.$$

$\square$

### ***Proof of Theorem 3***

Theorem 3 is a direct application of Theorem 2.2 from (Chatterjee, 2009), which is stated here for ease of reference.

**Theorem A1.** [Theorem 2.2, (Chatterjee, 2009)] *Let  $\mathbf{v} = (v_1, \dots, v_m)^T \sim N(0, \Psi)$ . Suppose that  $g \in C^2(\mathbb{R}^m)$  and let  $\nabla g$  and  $\nabla^2 g$  denote the gradient and the Hessian of  $g$ , respectively. Let*

$$\kappa_1 = \{E\|\nabla g(\mathbf{v})\|^4\}^{1/4}$$

$$\kappa_2 = \{E\|\nabla^2 g(\mathbf{v})\|^4\}^{1/4},$$

where  $\|\nabla^2 g(\mathbf{v})\|$  is the operator norm of  $\nabla^2 g(\mathbf{v})$ . Suppose that  $Eg(\mathbf{v})^4 < \infty$  and let  $\psi^2 = \text{Var}\{g(\mathbf{v})\}$ . Let  $w$  be a normal random variable having the same mean and variance as  $g(\mathbf{v})$ . Then

$$d_{TV}\{g(\mathbf{v}), w\} \leq \frac{2\sqrt{5}\|\Psi\|^{3/2}\kappa_1\kappa_2}{\psi^2}. \quad (32)$$

*Remark 1.* Chatterjee's Theorem 2.2 does not actually require Gaussian  $\mathbf{v}$ . However, for non-Gaussian  $\mathbf{v}$ , an additional term appears in the bound (32), which is not sufficiently small for our purposes. Furthermore, the class of distributions covered by the full version of Chatterjee's Theorem 2.2 is not all-encompassing:  $v_i$  must be a  $C^2$ -function of a normal random variable.

To prove Theorem 3, we apply Theorem A1 with  $\mathbf{v} = (X, \boldsymbol{\epsilon}) \in \mathbb{R}^{(d+1)n}$ . Let  $h \in C^2(\mathbb{R}^2)$  and let

$$g(X, \boldsymbol{\epsilon}) = h(\mathbf{T}),$$

where  $\mathbf{T} = \mathbf{T}(X, \boldsymbol{\epsilon}) = (n^{-1}\|\mathbf{y}\|^2, n^{-2}\|X^T \mathbf{y}\|^2)^T$ . First, we bound the quantities  $\kappa_1, \kappa_2$  in Theorem A1. In order to bound  $\kappa_1$ , we compute the gradient of  $g$ . Let  $h_1, h_2$  denote the partial derivatives of  $h$  with respect to the first and second variables, respectively. Then

$$\frac{\partial g}{\partial x_{ij}}(X, \boldsymbol{\epsilon}) = h_1(\mathbf{T}) \frac{\partial}{\partial x_{ij}} \frac{1}{n} \|\mathbf{y}\|^2 + h_2(\mathbf{T}) \frac{\partial}{\partial x_{ij}} \frac{1}{n^2} \|X^T \mathbf{y}\|^2$$

for  $i = 1, \dots, n, j = 1, \dots, d$ . Let  $E_{ij}$  denote the  $n \times d$  matrix with  $i'j'$ -entry  $\delta_{ii'}\delta_{jj'}$  ( $\delta_{ii'} = 1$  if  $i = i'$  and 0 otherwise). Since

$$\frac{\partial}{\partial x_{ij}} \|\mathbf{y}\|^2 = 2\boldsymbol{\beta}^T E_{ij}^T \mathbf{y}$$

and

$$\frac{\partial}{\partial x_{ij}} \|X^T \mathbf{y}\|^2 = 2\mathbf{y}^T E_{ij} X^T \mathbf{y} + 2\boldsymbol{\beta}^T E_{ij}^T X X^T \mathbf{y},$$

it follows that

$$\frac{\partial g}{\partial x_{ij}}(X, \boldsymbol{\epsilon}) = 2h_1(\mathbf{T}) \left( \frac{1}{n} \boldsymbol{\beta}^T E_{ij}^T \mathbf{y} \right) + 2h_2(\mathbf{T}) \left( \frac{1}{n^2} \mathbf{y}^T E_{ij} X^T \mathbf{y} + \frac{1}{n^2} \boldsymbol{\beta}^T E_{ij}^T X X^T \mathbf{y} \right). \quad (33)$$

For  $1 \leq k \leq n$ , the partial derivative of  $g$  with respect to  $\epsilon_k$  is given by

$$\begin{aligned} \frac{\partial g}{\partial \epsilon_k}(X, \boldsymbol{\epsilon}) &= h_1(\mathbf{T}) \frac{\partial}{\partial \epsilon_k} \frac{1}{n} \|\mathbf{y}\|^2 + h_2(\mathbf{T}) \frac{\partial}{\partial \epsilon_k} \frac{1}{n^2} \|X^T \mathbf{y}\|^2 \\ &= 2h_1(\mathbf{T}) \left( \frac{1}{n} \mathbf{e}_k^T \mathbf{y} \right) + 2h_2(\mathbf{T}) \left( \frac{1}{n^2} \mathbf{e}_k^T X X^T \mathbf{y} \right), \end{aligned} \quad (34)$$



where  $\mathbf{e}_k \in \mathbb{R}^n$  is the  $k$ -th standard basis vector in  $\mathbb{R}^n$  (i.e. the  $k'$ -th entry of  $\mathbf{e}_k$  is  $\delta_{kk'}$ ) and we have used the facts

$$\begin{aligned}\frac{\partial}{\partial \epsilon_k} \|\mathbf{y}\|^2 &= 2\mathbf{e}_k^T \mathbf{y} \\ \frac{\partial}{\partial \epsilon_k} \|X^T \mathbf{y}\|^2 &= 2\mathbf{e}_k X X^T \mathbf{y}.\end{aligned}$$

Now recall that  $\kappa_1 = (E\|\nabla g(X, \boldsymbol{\epsilon})\|^4)^{1/4}$ . Equations (33)-(34) and the elementary inequality

$$(a + b)^2 \leq 2a^2 + 2b^2, \quad a, b \in \mathbb{R}, \quad (35)$$

imply that

$$\begin{aligned}\|\nabla g(X, \boldsymbol{\epsilon})\|^2 &= \sum_{i=1}^n \sum_{j=1}^d \left\{ \frac{\partial}{\partial x_{ij}} g(X, \boldsymbol{\epsilon}) \right\}^2 + \sum_{k=1}^n \left\{ \frac{\partial}{\partial \epsilon_k} g(X, \boldsymbol{\epsilon}) \right\}^2 \\ &\leq 8h_1(\mathbf{T})^2 \sum_{i=1}^n \sum_{j=1}^d \left( \frac{1}{n} \boldsymbol{\beta}^T E_{ij}^T \mathbf{y} \right)^2 \\ &\quad + 16h_2(\mathbf{T})^2 \sum_{i=1}^n \sum_{j=1}^d \left\{ \left( \frac{1}{n^2} \mathbf{y}^T E_{ij} X^T \mathbf{y} \right)^2 + \left( \frac{1}{n^2} \boldsymbol{\beta}^T E_{ij}^T X X^T \mathbf{y} \right)^2 \right\} \\ &\quad + 8h_1(\mathbf{T})^2 \sum_{k=1}^n \left( \frac{1}{n} \mathbf{e}_k^T \mathbf{y} \right)^2 + 8h_2(\mathbf{T})^2 \sum_{k=1}^n \left( \frac{1}{n^2} \mathbf{e}_k^T X X^T \mathbf{y} \right)^2 \\ &= \frac{8}{n^2} (\tau^2 + 1) h_1(\mathbf{T})^2 \|\mathbf{y}\|^2 + \frac{16}{n^4} h_2(\mathbf{T})^2 \left\{ \|\mathbf{y}\|^2 \|X^T \mathbf{y}\|^2 + \left( \tau^2 + \frac{1}{2} \right) \|X X^T \mathbf{y}\|^2 \right\}.\end{aligned}$$

Let  $\lambda_1 = \|n^{-1} X^T X\|$  be the largest eigenvalue of  $n^{-1} X^T X$ . Applying the triangle inequality and (35) yields

$$\begin{aligned}\|\nabla g(X, \boldsymbol{\epsilon})\|^2 &\leq \frac{16}{n^2} (\tau^2 + 1) h_1(\mathbf{T})^2 (\|X^T X\| \tau^2 + \|\boldsymbol{\epsilon}\|^2) \\ &\quad + \frac{128}{n^4} h_2(\mathbf{T})^2 \|X^T X\| (\|X^T X\|^2 \tau^4 + \|\boldsymbol{\epsilon}\|^4) \\ &\quad + \frac{32}{n^4} h_2(\mathbf{T})^2 \|X^T X\|^2 \left( \tau^2 + \frac{1}{2} \right) (\|X^T X\| \tau^2 + \|\boldsymbol{\epsilon}\|^2) \\ &\leq \frac{16}{n} \|\nabla h(\mathbf{T})\|^2 \left\{ 8\lambda_1 \left( \frac{1}{n} \|\boldsymbol{\epsilon}\|^2 \right)^2 + (2\lambda_1^2 + 1) \frac{1}{n} \|\boldsymbol{\epsilon}\|^2 \tau^2 + (10\lambda_1^3 + \lambda_1) \tau^4 \right\}\end{aligned}$$

$$\begin{aligned} & \left. + (\lambda_1^2 + 1) \frac{1}{n} \|\boldsymbol{\epsilon}\|^2 + (\lambda_1^3 + \lambda_1) \tau^2 \right\} \\ \leq & \frac{264}{n} \|\nabla h(\mathbf{T})\|^2 (\lambda_1 + 1)^3 \left\{ \frac{1}{n} \|\boldsymbol{\epsilon}\|^2 \left( \frac{1}{n} \|\boldsymbol{\epsilon}\|^2 + 1 \right) + \tau^2 (\tau^2 + 1) \right\}. \end{aligned}$$

Thus,

$$\begin{aligned} \kappa_1 &= (E \|\nabla g(X, \boldsymbol{\epsilon})\|^4)^{1/4} \\ &\leq \sqrt{\frac{264}{n}} \left( E \left[ \|\nabla h(\mathbf{T})\|^4 (\lambda_1 + 1)^6 \left\{ \frac{1}{n} \|\boldsymbol{\epsilon}\|^2 \left( \frac{1}{n} \|\boldsymbol{\epsilon}\|^2 + 1 \right) + \tau^2 (\tau^2 + 1) \right\}^2 \right] \right)^{1/4} \\ &= O \left[ \frac{1}{\sqrt{n}} \left\{ \gamma_4^{1/4} + \gamma_2^{1/4} + \gamma_0^{1/4} \tau (\tau + 1) \right\} \right], \end{aligned} \quad (36)$$

where

$$\gamma_k = E \left[ \|\nabla h(\mathbf{T})\|^4 (\lambda_1 + 1)^6 \left( \frac{1}{n} \|\boldsymbol{\epsilon}\|^2 \right)^k \right].$$

To bound  $\kappa_2 = \{E \|\nabla^2 g(X, \boldsymbol{\epsilon})\|^4\}^{1/4}$ , we bound the operator norm of the Hessian  $\|\nabla^2 g(X, \boldsymbol{\epsilon})\|$ . Let

$$\mathcal{U} = \left\{ \tilde{U} = (\mathbf{u} U); \mathbf{u} = (u_1, \dots, u_n)^T \in \mathbb{R}^n, U = (u_{ij})_{1 \leq i \leq n, 1 \leq j \leq d}, \sum_{k=1}^n u_k^2 + \sum_{i=1}^n \sum_{j=1}^d u_{ij}^2 = 1 \right\}$$

be the collection of partitioned  $n \times (d + 1)$  matrices with Frobenius norm equal to one. For  $\tilde{U} = (\mathbf{u} U) \in \mathcal{U}$ , define the differential operator

$$D_{\tilde{U}} = \sum_{i=1}^n \sum_{j=1}^d u_{ij} \frac{\partial}{\partial x_{ij}} + \sum_{k=1}^n u_k \frac{\partial}{\partial \epsilon_k}.$$

Then

$$\begin{aligned} \|\nabla^2 g(X, \boldsymbol{\epsilon})\| &= \sup_{\tilde{U} \in \mathcal{U}} D_{\tilde{U}}^2 g(X, \boldsymbol{\epsilon}) \\ &= \sup_{\tilde{U} \in \mathcal{U}} \left\{ \nabla h(\mathbf{T})^T D_{\tilde{U}}^2 \mathbf{T}(X, \boldsymbol{\epsilon}) + \{D_{\tilde{U}} \mathbf{T}(X, \boldsymbol{\epsilon})\}^T \nabla^2 h(\mathbf{T}) D_{\tilde{U}} \mathbf{T}(X, \boldsymbol{\epsilon}) \right\} \\ &\leq \sup_{\tilde{U} \in \mathcal{U}} \left\{ \|\nabla h(\mathbf{T})\| \|D_{\tilde{U}}^2 \mathbf{T}(X, \boldsymbol{\epsilon})\| + \|\nabla^2 h(\mathbf{T})\| \|D_{\tilde{U}} \mathbf{T}(X, \boldsymbol{\epsilon})\|^2 \right\}. \end{aligned} \quad (37)$$

From our previous calculations,

$$\begin{aligned}
D_{\tilde{U}}\mathbf{T}(X, \boldsymbol{\epsilon}) &= \sum_{i=1}^n \sum_{j=1}^d u_{ij} \frac{\partial}{\partial x_{ij}} \left( \frac{\frac{1}{n} \|\mathbf{y}\|^2}{\frac{1}{n^2} \|X^T \mathbf{y}\|^2} \right) + \sum_{k=1}^n u_k \frac{\partial}{\partial \epsilon_k} \left( \frac{\frac{1}{n} \|\mathbf{y}\|^2}{\frac{1}{n^2} \|X^T \mathbf{y}\|^2} \right) \\
&= \sum_{i=1}^n \sum_{j=1}^d u_{ij} \left( \frac{\frac{2}{n^2} \mathbf{y}^T E_{ij} X^T \mathbf{y} + \frac{2}{n^2} \boldsymbol{\beta}^T E_{ij}^T \mathbf{y}}{\frac{1}{n^2} \|X^T \mathbf{y}\|^2} \right) + \sum_{k=1}^n u_k \left( \frac{\frac{2}{n^2} \mathbf{e}_k^T \mathbf{y}}{\frac{1}{n^2} \|X^T \mathbf{y}\|^2} \right) \\
&= \left( \frac{\frac{2}{n^2} \mathbf{y}^T U X^T \mathbf{y} + \frac{2}{n^2} \boldsymbol{\beta}^T U^T \mathbf{y} + \frac{2}{n^2} \mathbf{u}^T \mathbf{y}}{\frac{1}{n^2} \|X^T \mathbf{y}\|^2} \right).
\end{aligned}$$

To compute  $D_{\tilde{U}}^2 \mathbf{T}(X, \boldsymbol{\epsilon})$ , we need the second order partial derivatives of  $\|\mathbf{y}\|^2$  and  $\|X^T \mathbf{y}\|^2$ ; these are given below:

$$\begin{aligned}
\frac{\partial^2}{\partial x_{i'j'} \partial x_{ij}} \|\mathbf{y}\|^2 &= 2\boldsymbol{\beta}^T E_{ij'}^T E_{i'j} \boldsymbol{\beta} \\
\frac{\partial^2}{\partial \epsilon_k \partial x_{ij}} \|\mathbf{y}\|^2 &= 2\boldsymbol{\beta}^T E_{ij}^T \mathbf{e}_k \\
\frac{\partial^2}{\partial \epsilon_{k'} \partial \epsilon_k} \|\mathbf{y}\|^2 &= 2\mathbf{e}_k^T \mathbf{e}_{k'}
\end{aligned}$$

and

$$\begin{aligned}
\frac{\partial^2}{\partial x_{i'j'} \partial x_{ij}} \|X^T \mathbf{y}\|^2 &= 2\boldsymbol{\beta}^T E_{i'j'}^T E_{ij} X^T \mathbf{y} + 2\boldsymbol{\beta}^T E_{ij}^T E_{i'j'} X^T \mathbf{y} + 2\mathbf{y}^T E_{ij} E_{i'j'}^T \mathbf{y} \\
&\quad + 2\mathbf{y}^T E_{ij} X^T E_{i'j'} \boldsymbol{\beta} + 2\boldsymbol{\beta}^T E_{ij}^T X E_{i'j'}^T \mathbf{y} + 2\boldsymbol{\beta}^T E_{ij}^T X X^T E_{i'j'} \boldsymbol{\beta}, \\
\frac{\partial^2}{\partial \epsilon_k \partial x_{ij}} \|X^T \mathbf{y}\|^2 &= 2\mathbf{e}_k^T E_{ij} X^T \mathbf{y} + 2\mathbf{y}^T E_{ij} X^T \mathbf{e}_k + 2\boldsymbol{\beta}^T E_{ij}^T X X^T \mathbf{e}_k \\
\frac{\partial^2}{\partial \epsilon_{k'} \partial \epsilon_k} \|X^T \mathbf{y}\|^2 &= 2\mathbf{e}_k^T X X^T \mathbf{e}_{k'},
\end{aligned}$$

for  $1 \leq i, k \leq d$  and  $1 \leq j \leq d$ . It follows that the entries of  $D_{\tilde{U}}^2 \mathbf{T}(X, \boldsymbol{\epsilon})$  are

$$\frac{1}{n} D_{\tilde{U}}^2 \|\mathbf{y}\|^2 = \frac{2}{n} \boldsymbol{\beta}^T U^T U \boldsymbol{\beta} + \frac{4}{n} \boldsymbol{\beta}^T U^T \mathbf{u} + \frac{2}{n} \|\mathbf{u}\|^2$$

and

$$\frac{1}{n^2} D_{\tilde{U}}^2 \|X^T \mathbf{y}\|^2 = \frac{2}{n^2} \mathbf{y}^T U U^T \mathbf{y} + \frac{4}{n^2} \boldsymbol{\beta}^T U^T U X^T \mathbf{y} + \frac{4}{n^2} \boldsymbol{\beta}^T U^T X U^T \mathbf{y} + \frac{2}{n^2} \boldsymbol{\beta}^T U^T X X^T U \boldsymbol{\beta}$$

$$+ \frac{4}{n^2} \mathbf{u}^T U X^T \mathbf{y} + \frac{4}{n^2} \mathbf{y}^T U X^T \mathbf{u} + \frac{4}{n^2} \boldsymbol{\beta}^T U^T X X^T \mathbf{u} + \frac{2}{n^2} \mathbf{u}^T X X^T \mathbf{u}.$$

We conclude that

$$\begin{aligned} \|D_{\tilde{U}}^2 \mathbf{T}(X, \boldsymbol{\epsilon})\|^2 &= \frac{4}{n^2} (\boldsymbol{\beta}^T U^T \mathbf{y} + \mathbf{u}^T \mathbf{y})^2 + \frac{4}{n^4} (\mathbf{y}^T U X^T \mathbf{y} + \boldsymbol{\beta}^T U^T X X^T \mathbf{y} + \mathbf{u}^T X X^T \mathbf{y})^2 \\ &\leq \frac{8}{n^2} (\tau^2 + 1) \|\mathbf{y}\|^2 + \frac{12}{n^4} \|X^T X\| (\|\mathbf{y}\|^2 + \|X^T X\| \tau^2 + \|X^T X\|) \|\mathbf{y}\|^2 \\ &\leq \frac{16}{n} (\tau^2 + 1) \left( \lambda_1 \tau^2 + \frac{1}{n} \|\boldsymbol{\epsilon}\|^2 \right) \\ &\quad + \frac{168}{n} \lambda_1 \left\{ \lambda_1^2 \tau^2 (\tau^2 + 1) + \frac{1}{n} \|\boldsymbol{\epsilon}\|^2 \left( \lambda_1 + \frac{1}{n} \|\boldsymbol{\epsilon}\|^2 \right) \right\} \\ &= O \left[ \frac{1}{n} \left\{ (\lambda_1^3 + \lambda_1) \tau^2 (\tau^2 + 1) + \frac{1}{n} \|\boldsymbol{\epsilon}\|^2 \left( \lambda_1 + \frac{1}{n} \|\boldsymbol{\epsilon}\|^2 \right) \right\} \right] \end{aligned} \quad (38)$$

and

$$\begin{aligned} \|D_{\tilde{U}}^2 \mathbf{T}(X, \boldsymbol{\epsilon})\| &\leq \frac{2}{n} (\tau + 1)^2 + \frac{2}{n^2} \{ \|\mathbf{y}\|^2 + 4 \|X\| (\tau + 1) \|\mathbf{y}\| + \|X^T X\| (\tau + 1)^2 \} \\ &= O \left\{ \frac{1}{n} \left( \lambda_1 (\tau + 1)^2 + \frac{1}{n} \|\boldsymbol{\epsilon}\|^2 \right) \right\}. \end{aligned} \quad (39)$$

Combining (37)-(39), we obtain

$$\kappa_2 = (E \|\nabla^2 g(X, \boldsymbol{\epsilon})\|^4)^{1/4} = O \left[ \frac{1}{n} \left\{ \eta_8^{1/4} + \eta_4^{1/4} + \eta_0^{1/4} \tau^2 (\tau^2 + 1) + \gamma_4^{1/4} + \gamma_0^{1/4} (\tau^2 + 1) \right\} \right], \quad (40)$$

where

$$\eta_k = E \left[ \|\nabla^2 h(\mathbf{T})\|^4 (\lambda_1 + 1)^{12} \left( \frac{1}{n} \|\boldsymbol{\epsilon}\|^2 \right)^k \right].$$

Appealing to Theorem A1, the bounds (36) and (40) imply

$$d_{TV} \{g(X, \boldsymbol{\epsilon}), w\} = O \left( \frac{\xi \nu}{n^{3/2} \psi^2} \right),$$

where

$$\xi = \xi(\sigma^2, \tau^2, \Sigma, d, n) = \gamma_4^{1/4} + \gamma_2^{1/4} + \gamma_0^{1/4} \tau (\tau + 1)$$

and

$$\nu = \nu(\sigma^2, \tau^2, \Sigma, d, n) = \eta_8^{1/4} + \eta_4^{1/4} + \eta_0^{1/4} \tau^2 (\tau^2 + 1) + \gamma_4^{1/4} + \gamma_0^{1/4} (\tau^2 + 1).$$

This completes the proof of Theorem 3.

**Proof outline for Proposition 2**

Let

$$\begin{aligned}\tilde{\sigma}^2(\hat{\mathbf{m}}) &= \tilde{\sigma}^2 = \left\{1 + \frac{d\hat{m}_1^2}{(n+1)\hat{m}_2}\right\} \frac{1}{n} \|\mathbf{y}\|^2 - \frac{\hat{m}_1}{n(n+1)\hat{m}_2} \|X^T \mathbf{y}\|^2 \\ \tilde{\tau}^2(\hat{\mathbf{m}}) &= \tilde{\tau}^2 = -\frac{d\hat{m}_1^2}{n(n+1)\hat{m}_2} \|\mathbf{y}\|^2 + \frac{\hat{m}_1}{n(n+1)\hat{m}_2} \|X^T \mathbf{y}\|^2,\end{aligned}$$

where  $\hat{\mathbf{m}} = (\hat{m}_1, \hat{m}_2)^T$ . With  $\mathbf{m} = (m_1, m_2)^T = (d^{-1}\text{tr}(\Sigma), d^{-1}\text{tr}(\Sigma^2))^T$ , consider the estimators  $\tilde{\sigma}^2(\mathbf{m})$  and  $\tilde{\tau}^2(\mathbf{m})$ . Under the conditions of Proposition 2, Proposition S1 from the Supplemental Text implies that  $E(\hat{m}_k - m_k)^2 = O(n^{-2})$ ,  $k = 1, 2$ ; furthermore, existing results on the eigenvalues of Wishart matrices imply that  $E\hat{m}_2^{-(2+r)} = O(1)$  for  $r > 0$  sufficiently small (see, for example, the Appendix of (Dicker, 2012a); this is where the conditions that  $|n - d| > 9$  and  $d/n$  is bounded away from 1 are required). These facts can be combined to obtain

$$E\{\tilde{\sigma}^2(\hat{\mathbf{m}}) - \tilde{\sigma}^2(\mathbf{m})\}^2 = O\left(\frac{1}{n^2}\right) \text{ and } E\{\tilde{\tau}^2(\hat{\mathbf{m}}) - \tilde{\tau}^2(\mathbf{m})\}^2 = O\left(\frac{1}{n^2}\right). \quad (41)$$

Additionally, it can be shown that

$$E\{\tilde{\sigma}^2(\mathbf{m})\} = \sigma^2 + O(\tilde{\Delta}_2) \text{ and } E\{\tilde{\tau}^2(\mathbf{m})\} = \tau^2 + O(\tilde{\Delta}_2) \quad (42)$$

and

$$\text{Var}\{\tilde{\sigma}^2(\mathbf{m})\} = \frac{\tilde{\psi}_1^2}{n} + O\left(\frac{1 + n\tilde{\Delta}_3}{n^2}\right) \text{ and } \text{Var}\{\tilde{\tau}^2(\mathbf{m})\} = \frac{\tilde{\psi}_2^2}{n} + O\left(\frac{1 + n\tilde{\Delta}_3}{n^2}\right), \quad (43)$$

where Proposition S1 in the Supplemental Text and the variance/covariance decompositions in the proof of Lemma A1 are useful for proving (43). Part (i) of Proposition 2 (consistency) follows from (41)-(43). Part (ii) of Proposition 2 (asymptotic normality) also follows from (41)-(43), upon noticing that Theorem 3 may be applied to  $\tilde{\sigma}^2(\mathbf{m})$  and  $\tilde{\tau}^2(\mathbf{m})$ , as in Corollary 1. Asymptotic normality for  $\tilde{\tau}^2/\tilde{\sigma}^2$  follows from the delta method.

**References**

BAI, Z., MIAO, B. and PAN, G. (2007). On asymptotics of eigenvectors of large sample covariance matrix. *The Annals of Probability* **35** 1532–1572.

- BAI, Z. and SILVERSTEIN, J. (2004). CLT for linear spectral statistics of large-dimensional sample covariance matrices. *The Annals of Probability* **32** 553–605.
- BICKEL, P. and LEVINA, E. (2008). Regularized estimation of large covariance matrices. *The Annals of Statistics* **36** 199–227.
- BICKEL, P., RITOV, Y. and TSYBAKOV, A. (2009). Simultaneous analysis of lasso and Dantzig selector. *The Annals of Statistics* **37** 1705–1732.
- CAI, T., ZHANG, C. and ZHOU, H. (2010). Optimal rates of convergence for covariance matrix estimation. *The Annals of Statistics* **38** 2118–2144.
- CANDÈS, E. and TAO, T. (2007). The Dantzig selector: Statistical estimation when  $p$  is much larger than  $n$ . *The Annals of Statistics* **35** 2313–2351.
- CHATTERJEE, S. (2009). Fluctuations of eigenvalues and second order Poincaré inequalities. *Probability Theory and Related Fields* **143** 1–40.
- DICKER, L. (2012a). Dense signals, linear estimators, and out-of-sample prediction for high-dimensional linear models. Preprint.
- DICKER, L. (2012b). Optimal estimation and prediction for dense signals in high-dimensional linear models. Preprint.
- EL KAROUI, N. (2008a). Operator norm consistent estimation of large-dimensional sparse covariance matrices. *The Annals of Statistics* **36** 2717–2756.
- EL KAROUI, N. (2008b). Spectrum estimation for large dimensional covariance matrices using random matrix theory. *The Annals of Statistics* **36** 2757–2790.
- EL KAROUI, N. and KOESTERS, H. (2011). Geometric sensitivity of random matrix results: Consequences for shrinkage estimators of covariance and related statistical methods. *Arxiv preprint arXiv:1105.1404* .
- FAN, J., GUO, S. and HAO, N. (2012). Variance estimation using refitted cross-validation in ultrahigh dimensional regression. *Journal of the Royal Statistical Society: Series B (Statistical Methodology)* **74** 37–65.
- GRACZYK, P., LETAC, G. and MASSAM, H. (2005). The hyperoctahedral group, symmetric group representations and the moments of the real Wishart distribution. *Journal of Theoretical Probability* **18** 1–42.
- HOERL, A. and KENNARD, R. (1970). Ridge regression: Biased estimation for nonorthogonal problems. *Technometrics* **12** 55–67.
- JONSSON, D. (1982). Some limit theorems for the eigenvalues of a sample covariance matrix. *Journal of Multivariate Analysis* **12** 1–38.
- LANCASTER, T. (2000). The incidental parameter problem since 1948. *Journal of econometrics* **95** 391–413.
- LETAC, G. and MASSAM, H. (2004). All invariant moments of the Wishart distribution. *Scandinavian Journal of Statistics* **31** 295–318.
- LI, F. and ZHANG, N. (2010). Bayesian variable selection in structured high-dimensional

- covariate spaces with applications in genomics. *Journal of the American Statistical Association* **105** 1202–1214.
- MARČENKO, V. and PASTUR, L. (1967). Distribution of eigenvalues for some sets of random matrices. *Mathematics of the USSR–Sbornik* **1** 457–483.
- NEYMAN, J. and SCOTT, E. (1948). Consistent estimates based on partially consistent observations. *Econometrica: Journal of the Econometric Society* 1–32.
- PAN, G. and ZHOU, W. (2008). Central limit theorem for signal-to-interference ratio of reduced rank linear receiver. *The Annals of Applied Probability* **18** 1232–1270.
- SPEICHER, R. (2003). Free probability theory and random matrices. In *Asymptotic Combinatorics with Applications to Mathematical Physics, Lecture Notes in Mathematics, Vol. 1815*. Springer, 53–73.
- STEIN, C. (1986). *Approximate Computation of Expectations*, vol. 7 of *IMS Lecture Notes – Monograph Series*. Institute of Mathematical Statistics.
- SUN, T. and ZHANG, C. (2011). Scaled sparse linear regression. Arxiv preprint arXiv:1104.4595.
- TIBSHIRANI, R. (1996). Regression shrinkage and selection via the lasso. *Journal of the Royal Statistical Society: Series B (Methodological)* **58** 267–288.
- ZHANG, C. (2010). Nearly unbiased variable selection under minimax concave penalty. *The Annals of Statistics* **38** 894–942.

### Supplemental text: Moment calculations for the Wishart distribution

Suppose that  $X = (\mathbf{x}_1, \dots, \mathbf{x}_n)^T$  is an  $n \times d$  matrix with iid rows  $\mathbf{x}_1, \dots, \mathbf{x}_n \sim N(0, \Sigma)$  and that  $\Sigma$  is a  $d \times d$  positive definite matrix. Then  $W = X^T X$  is a  $\text{Wishart}(n, \Sigma)$  random matrix. Let  $\boldsymbol{\beta} \in \mathbb{R}^d$ . In this Supplemental Text we provide formulas for various moments involving  $W$  that are used in the paper. [Letac and Massam \(2004\)](#) and [Graczyk et al. \(2005\)](#) provide techniques for computing all such moments. These techniques are utilized here.

#### *The symmetric group and a formula for a class of moments involving $W$*

Let  $S_k$  denote the symmetric group on  $k$  elements. Then each permutation  $\pi \in S_k$  can be uniquely as a product of disjoint cycles  $\pi = C_1 \cdots C_{m(\pi)}$ , where  $C_j = (c_{1j} \cdots c_{k_j j})$ ,  $k_1 + \cdots + k_{m(\pi)} = k$ , and all of the  $c_{ij} \in \{1, \dots, k\}$  are distinct.

Let  $H_1, \dots, H_k$  be  $d \times d$  symmetric matrices and define the polynomial

$$r_\pi(\Sigma)(H_1, \dots, H_k) = \prod_{j=1}^{m(\pi)} \text{tr} \left( \prod_{i=1}^{k_j} \Sigma H_{c_{ij}} \right).$$

Theorem 1 in [Letac and Massam \(2004\)](#) and Proposition 1 in [Graczyk et al. \(2005\)](#) give the following formula:

$$E \{ \text{tr}(WH_1) \cdots \text{tr}(WH_k) \} = \sum_{\pi \in S_k} 2^{k-m(\pi)} n^{m(\pi)} r_\pi(\Sigma)(H_1, \dots, H_k). \quad (44)$$

This is our main tool for deriving the explicit formulas in the next section.

### ***Explicit moment formulas used in the paper***

For non-negative integers  $k$ , define  $\tau_k^2 = \boldsymbol{\beta}^T \Sigma^k \boldsymbol{\beta}$  and  $m_k = d^{-1} \text{tr}(\Sigma^k)$ .

**Proposition S1.** *We have*

$$E \text{tr}(W) = dnm_1 \quad (45)$$

$$E \text{tr}(W)^2 = d^2 n^2 m_1^2 + 2dnm_2 \quad (46)$$

$$E \text{tr}(W^2) = d^2 nm_1^2 + dn(n+1)m_2 \quad (47)$$

$$E \boldsymbol{\beta}^T W \boldsymbol{\beta} = n\tau_1^2 \quad (48)$$

$$E \boldsymbol{\beta}^T W^2 \boldsymbol{\beta} = dnm_1 \tau_1^2 + n(n+1)\tau_2^2 \quad (49)$$

$$E \{ \text{tr}(W) \boldsymbol{\beta}^T W \boldsymbol{\beta} \} = dn^2 m_1 \tau_1^2 + 2n\tau_2^2 \quad (50)$$

$$E \{ \text{tr}(W) \boldsymbol{\beta}^T W^2 \boldsymbol{\beta} \} = d^2 n^2 m_1^2 \tau_1^2 + dn(n^2 + n + 2)m_1 \tau_2^2 \\ + 2dnm_2 \tau_1^2 + 4n(n+1)\tau_3^2 \quad (51)$$

$$E(\boldsymbol{\beta}^T W \boldsymbol{\beta} \boldsymbol{\beta}^T W^2 \boldsymbol{\beta}) = dn(n+2)m_1 \tau_1^4 + n(n+2)(n+3)\tau_1^2 \tau_2^2 \quad (52)$$

$$E \boldsymbol{\beta}^T W^3 \boldsymbol{\beta} = d^2 nm_1^2 \tau_1^2 + 2dn(n+1)m_1 \tau_2^2 \\ + dn(n+1)m_2 \tau_1^2 + n(n^2 + 3n + 4)\tau_3^2 \quad (53)$$

$$E(\boldsymbol{\beta}^T W^2 \boldsymbol{\beta})^2 = d^2 n(n+2)m_1^2 \tau_1^4 + 2dn(n+2)(n+3)m_1 \tau_1^2 \tau_2^2 \\ + 2dn(n+2)m_2 \tau_1^4 + 4n(n+2)(n+3)\tau_1^2 \tau_3^2 \\ + n(n+1)(n+2)(n+3)\tau_2^4. \quad (54)$$

*Proof.* Formulas (45) and (48) are trivial (notice that  $\boldsymbol{\beta}^T W \boldsymbol{\beta} \sim \tau_1^2 \chi_n^2$ ). Formulas (46)-(47) may be found in ([Letac and Massam, 2004](#)).

Now let  $\mathbf{u}_1, \dots, \mathbf{u}_d \in \mathbb{R}^d$  be an orthonormal basis of  $\mathbb{R}^d$ , with  $\boldsymbol{\beta} = \|\boldsymbol{\beta}\| \mathbf{u}_1$ . Define the  $d \times d$  symmetric matrices  $H_{ij} = (\mathbf{u}_i \mathbf{u}_j^T + \mathbf{u}_j \mathbf{u}_i^T)/2$  and  $H_j = H_{1j}$ ,  $i, j = 1, \dots, d$ . Then

$$\boldsymbol{\beta}^T W^2 \boldsymbol{\beta} = \tau \sum_{j=1}^d \text{tr}(WH_j)^2. \quad (55)$$



Since  $S_2 = \{(1\ 2), (1)(2)\}$ , the formula (44) and Lemma 1 below imply

$$\begin{aligned} E\text{tr}(WH_j)^2 &= 2^{2-m((1\ 2))}n^{m((1\ 2))}\text{tr}(\Sigma H_j \Sigma H_j) + 2^{2-m((1)(2))}n^{m((1)(2))}\text{tr}(\Sigma H_j)^2 \\ &= n\{(\mathbf{u}_1^T \Sigma \mathbf{u}_j)^2 + \mathbf{u}_1^T \Sigma \mathbf{u}_1 \mathbf{u}_j^T \Sigma \mathbf{u}_j\} + n^2(\mathbf{u}_1^T \Sigma \mathbf{u}_j)^2. \end{aligned}$$

To prove (49), observe that

$$\begin{aligned} E\boldsymbol{\beta}^T W^2 \boldsymbol{\beta} &= \tau_0^2 \sum_{j=1}^d E\text{tr}(WH_j)^2 \\ &= n(n+1) \sum_{j=1}^d \tau_0^2 (\mathbf{u}_1^T \Sigma \mathbf{u}_j)^2 + n \sum_{j=1}^d \tau_0^2 \mathbf{u}_1^T \Sigma \mathbf{u}_1 \mathbf{u}_j^T \Sigma \mathbf{u}_j \\ &= n(n+1)\tau_2^2 + dnm_1\tau_1^2. \end{aligned}$$

For (50), equation (44) implies

$$\begin{aligned} E\{\text{tr}(W)\boldsymbol{\beta}^T W \boldsymbol{\beta}\} &= \tau_0^2 E\{\text{tr}(W)\text{tr}(WH_1)\} \\ &= 2n\tau_0^2 \text{tr}(\Sigma^2 H_1) + n^2\tau_0^2 \text{tr}(\Sigma)\text{tr}(\Sigma H_1) \\ &= 2n\tau_2^2 + dn^2m_1\tau_1^2. \end{aligned}$$

To prove (51), first notice that

$$E\{\text{tr}(W)\boldsymbol{\beta}^T W^2 \boldsymbol{\beta}\} = \tau_0^2 \sum_{j=1}^d E\{\text{tr}(W)\text{tr}(WH_j)^2\} \quad (56)$$

and that (44) implies

$$E\{\text{tr}(W)\text{tr}(WH_j)^2\} = \sum_{\pi \in S_3} 2^{3-m(\pi)}n^{m(\pi)}r_\pi(\Sigma)(I, H_j, H_j).$$

It is clear that

$$\begin{aligned} r_{(1\ 2\ 3)}(\Sigma)(I, H_j, H_j) &= r_{(1\ 3\ 2)}(\Sigma)(I, H_j, H_j) \\ r_{(1\ 2)(3)}(\Sigma)(I, H_j, H_j) &= r_{(1\ 3)(2)}(\Sigma)(I, H_j, H_j). \end{aligned}$$

Thus, by Lemma 1,

$$\begin{aligned} E\{\text{tr}(W)\text{tr}(WH_j)^2\} &= 8nr_{(1\ 2\ 3)}(\Sigma)(I, H_j, H_j) + 4n^2r_{(1\ 2)(3)}(\Sigma)(I, H_j, H_j) \\ &\quad + 2n^2r_{(1)(2\ 3)}(\Sigma)(I, H_j, H_j) + n^3r_{(1)(2)(3)}(\Sigma)(I, H_j, H_j) \\ &= 8n\text{tr}(\Sigma^2 H_j \Sigma H_j) + 4n^2\text{tr}(\Sigma^2 H_j)\text{tr}(\Sigma^2 H_j) \end{aligned}$$

$$\begin{aligned}
& +2n^2\text{tr}(\Sigma)\text{tr}(\Sigma H_j \Sigma H_j) + n^3\text{tr}(\Sigma)\text{tr}(\Sigma H_j)^2 \\
= & 2n(\mathbf{u}_1^T \Sigma^2 \mathbf{u}_1 \mathbf{u}_j^T \Sigma \mathbf{u}_j + \mathbf{u}_1^T \Sigma \mathbf{u}_1 \mathbf{u}_j^T \Sigma^2 \mathbf{u}_j + 2\mathbf{u}_1^T \Sigma^2 \mathbf{u}_j \mathbf{u}_1^T \Sigma \mathbf{u}_j) \\
& +4n^2\mathbf{u}_1^T \Sigma^2 \mathbf{u}_j \mathbf{u}_1^T \Sigma \mathbf{u}_j + n^2\text{tr}(\Sigma) \{(\mathbf{u}_1^T \Sigma \mathbf{u}_j)^2 + \mathbf{u}_1^T \Sigma \mathbf{u}_1 \mathbf{u}_j^T \Sigma \mathbf{u}_j\} \\
& +n^3\text{tr}(\Sigma)(\mathbf{u}_1^T \Sigma \mathbf{u}_j)^2
\end{aligned}$$

Combining this with (56) yields

$$\begin{aligned}
E \{ \text{tr}(W) \boldsymbol{\beta}^T W^2 \boldsymbol{\beta} \} & = 2n\tau_0^2 \sum_{j=1}^d \mathbf{u}_1^T \Sigma^2 \mathbf{u}_1 \mathbf{u}_j^T \Sigma \mathbf{u}_j + 2n\tau_0^2 \sum_{j=1}^d \mathbf{u}_1^T \Sigma \mathbf{u}_1 \mathbf{u}_j^T \Sigma^2 \mathbf{u}_j \\
& +4n(n+1)\tau_0^2 \sum_{j=1}^d \mathbf{u}_1^T \Sigma^2 \mathbf{u}_j \mathbf{u}_1^T \Sigma \mathbf{u}_j + n^2\text{tr}(\Sigma)\tau_0^2 \sum_{j=1}^d \mathbf{u}_1^T \Sigma \mathbf{u}_1 \mathbf{u}_j^T \Sigma \mathbf{u}_j \\
& +n^2(n+1)\text{tr}(\Sigma)\tau_0^2 \sum_{j=1}^d (\mathbf{u}_1^T \Sigma \mathbf{u}_j)^2 \\
= & dn(n^2 + n + 2)m_1\tau_2^2 + 2dnm_2\tau_1^2 + 4d^2n(n+1)\tau_3^2 + d^2n^2m_1^2\tau_1^2.
\end{aligned}$$

The proof of (52) is similar to the proof of (51). By (44) and Lemma 1,

$$\begin{aligned}
E \{ \text{tr}(WH_1)\text{tr}(WH_j)^2 \} & = 8nr_{(1\ 2\ 3)}(\Sigma)(H_1, H_j, H_j) + 4n^2r_{(1\ 2)(3)}(\Sigma)(H_1, H_j, H_j) \\
& +2n^2r_{(1)(2\ 3)}(\Sigma)(H_1, H_j, H_j) + n^3r_{(1)(2)(3)}(\Sigma)(H_1, H_j, H_j) \\
= & 8n\text{tr}(\Sigma H_1 \Sigma H_j \Sigma H_j) + 4n^2\text{tr}(\Sigma H_1 \Sigma H_j)\text{tr}(\Sigma H_j) \\
& +2n^2\text{tr}(\Sigma H_1)\text{tr}(\Sigma H_j \Sigma H_j) + n^3\text{tr}(\Sigma H_1)\text{tr}(\Sigma H_j)^2 \\
= & 2n \{ (\mathbf{u}_1^T \Sigma \mathbf{u}_1)^2 \mathbf{u}_j^T \Sigma \mathbf{u}_j + 3\mathbf{u}_1^T \Sigma \mathbf{u}_1 (\mathbf{u}_1^T \Sigma \mathbf{u}_j)^2 \} + 4n^2 \mathbf{u}_1^T \Sigma \mathbf{u}_1 (\mathbf{u}_1^T \Sigma \mathbf{u}_j)^2 \\
& +n^2 \{ (\mathbf{u}_1^T \Sigma \mathbf{u}_1)^2 \mathbf{u}_j^T \Sigma \mathbf{u}_j + \mathbf{u}_1^T \Sigma \mathbf{u}_1 (\mathbf{u}_1^T \Sigma \mathbf{u}_j)^2 \} + n^3 \mathbf{u}_1^T \Sigma \mathbf{u}_1 (\mathbf{u}_1^T \Sigma \mathbf{u}_j)^2 \\
= & n(n+2)(\mathbf{u}_1^T \Sigma \mathbf{u}_1)^2 \mathbf{u}_j^T \Sigma \mathbf{u}_j + n(n^2 + 5n + 6)\mathbf{u}_1^T \Sigma \mathbf{u}_1 (\mathbf{u}_1^T \Sigma \mathbf{u}_j)^2.
\end{aligned}$$

It follows that

$$\begin{aligned}
E(\boldsymbol{\beta}^T W \boldsymbol{\beta} \boldsymbol{\beta}^T W^2 \boldsymbol{\beta}) & = \tau_0^4 \sum_{j=1}^d \text{tr}(WH_1)\text{tr}(WH_j)^2 \\
= & n(n+2) \sum_{j=1}^d \tau_0^4 (\mathbf{u}_1^T \Sigma \mathbf{u}_1)^2 \mathbf{u}_j^T \Sigma \mathbf{u}_j + n(n^2 + 5n + 6) \sum_{j=1}^d \tau_0^4 \mathbf{u}_1^T \Sigma \mathbf{u}_1 (\mathbf{u}_1^T \Sigma \mathbf{u}_j)^2 \\
= & dn(n+2)m_1\tau_1^4 + n(n^2 + 5n + 6)\tau_1^2\tau_2^2.
\end{aligned}$$

To prove (53), consider the decomposition

$$\boldsymbol{\beta}^T W^3 \boldsymbol{\beta} = \tau_0^2 \sum_{i,j=1}^d \text{tr}(W H_i) \text{tr}(W H_j) \text{tr}(W H_{ij}).$$

Equation(44) implies that

$$E \{ \text{tr}(W H_i) \text{tr}(W H_j) \text{tr}(W H_{ij}) \} = \sum_{\pi \in S_3} 2^{3-m(\pi)} n^{m(\pi)} r_{\pi}(\Sigma)(H_i, H_j, H_{ij}).$$

Since

$$\begin{aligned} \sum_{i,j=1}^d r_{(1\ 2\ 3)}(\Sigma)(H_i, H_j, H_{ij}) &= \sum_{i,j=1}^d r_{(1\ 3\ 2)}(\Sigma)(H_i, H_j, H_{ij}) \\ \sum_{i,j=1}^d r_{(1)(2\ 3)}(\Sigma)(H_i, H_j, H_{ij}) &= \sum_{i,j=1}^d r_{(1\ 3)(2)}(\Sigma)(H_i, H_j, H_{ij}), \end{aligned}$$

it follows that

$$\begin{aligned} E \boldsymbol{\beta}^T W^3 \boldsymbol{\beta} &= 8n\tau_0^2 \sum_{i,j=1}^d r_{(1\ 2\ 3)}(\Sigma)(H_i, H_j, H_{ij}) + 4n^2\tau_0^2 \sum_{i,j=1}^d r_{(1)(2\ 3)}(\Sigma)(H_i, H_j, H_{ij}) \\ &\quad + 2n^2\tau_0^2 \sum_{i,j=1}^d r_{(1\ 2)(3)}(\Sigma)(H_i, H_j, H_{ij}) + n^3\tau_0^2 \sum_{i,j=1}^d r_{(1)(2)(3)}(\Sigma)(H_i, H_j, H_{ij}). \end{aligned} \quad (57)$$

By Lemma 1,

$$\begin{aligned} \tau_0^2 \sum_{i,j=1}^d r_{(1\ 2\ 3)}(\Sigma)(H_i, H_j, H_{ij}) &= \tau_0^2 \sum_{i,j=1}^d \text{tr}(\Sigma H_i \Sigma H_j \Sigma H_{ij}) \\ &= \frac{\tau_0^2}{8} \sum_{i,j=1}^d \{ \mathbf{u}_1^T \Sigma \mathbf{u}_1 \mathbf{u}_i^T \Sigma \mathbf{u}_i \mathbf{u}_j^T \Sigma \mathbf{u}_j + \mathbf{u}_1^T \Sigma \mathbf{u}_1 (\mathbf{u}_i^T \Sigma \mathbf{u}_j)^2 \\ &\quad + (\mathbf{u}_1^T \Sigma \mathbf{u}_i)^2 \mathbf{u}_j^T \Sigma \mathbf{u}_j + (\mathbf{u}_1^T \Sigma \mathbf{u}_j)^2 \mathbf{u}_i^T \Sigma \mathbf{u}_i \\ &\quad + 4\mathbf{u}_1^T \Sigma \mathbf{u}_i \mathbf{u}_1^T \Sigma \mathbf{u}_j \mathbf{u}_i^T \Sigma \mathbf{u}_j \} \\ &= \frac{1}{8} (d^2 m_1^2 \tau_1^2 + d m_2 \tau_1^2 + 2 d m_1 \tau_2^2 + 4 \tau_3^2) \end{aligned}$$

$$\begin{aligned}
\tau_0^2 \sum_{i,j=1}^d r_{(1)(2)(3)}(\Sigma)(H_i, H_j, H_{ij}) &= \tau_0^2 \sum_{i,j=1}^d \text{tr}(\Sigma H_i) \text{tr}(\Sigma H_j \Sigma H_{ij}) \\
&= \frac{\tau_0^2}{2} \sum_{i,j=1}^d \mathbf{u}_1^T \Sigma \mathbf{u}_i (\mathbf{u}_1^T \Sigma \mathbf{u}_j \mathbf{u}_i^T \Sigma \mathbf{u}_j + \mathbf{u}_1^T \Sigma \mathbf{u}_i \mathbf{u}_j^T \Sigma \mathbf{u}_j) \\
&= \frac{1}{2} (\tau_3^2 + dm_1 \tau_2^2) \\
\tau_0^2 \sum_{i,j=1}^d r_{(1)(2)(3)}(\Sigma)(H_i, H_j, H_{ij}) &= \tau_0^2 \sum_{i,j=1}^d \text{tr}(\Sigma H_i \Sigma H_j) \text{tr}(\Sigma H_{ij}) \\
&= \frac{\tau_0^2}{2} \sum_{i,j=1}^d (\mathbf{u}_1^T \Sigma \mathbf{u}_i \mathbf{u}_1^T \Sigma \mathbf{u}_j + \mathbf{u}_1^T \Sigma \mathbf{u}_i \mathbf{u}_i^T \Sigma \mathbf{u}_j) \mathbf{u}_i^T \Sigma \mathbf{u}_j \\
&= \frac{1}{2} (\tau_3^2 + dm_2 \tau_1^2) \\
\tau_0^2 \sum_{i,j=1}^d r_{(1)(2)(3)}(\Sigma)(H_i, H_j, H_{ij}) &= \tau_0^2 \sum_{i,j=1}^d \text{tr}(\Sigma H_i) \text{tr}(\Sigma H_j) \text{tr}(\Sigma H_{ij}) \\
&= \tau_0^2 \sum_{i,j=1}^d \mathbf{u}_1^T \Sigma \mathbf{u}_i \mathbf{u}_1^T \Sigma \mathbf{u}_j \mathbf{u}_i^T \Sigma \mathbf{u}_j \\
&= \tau_3^2.
\end{aligned}$$

Using these results with (57) we obtain

$$\begin{aligned}
E \boldsymbol{\beta}^T W^3 \boldsymbol{\beta} &= n (d^2 m_1^2 \tau_1^2 + dm_2 \tau_1^2 + 2dm_1 \tau_2^2 + 4\tau_3^2) + 2n^2 (\tau_3^2 + dm_1 \tau_2^2) \\
&\quad + n^2 (\tau_3^2 + dm_2 \tau_1^2) + n^3 \tau_3^2 \\
&= d^2 n m_1^2 \tau_1^2 + 2dn(n+1)m_1 \tau_2^2 + dn(n+1)m_2 \tau_1^2 + (n^3 + 3n^2 + 4n)\tau_3^2.
\end{aligned}$$

Finally, we prove (54). Similar to the proof of (52)-(53), we have the decomposition

$$(\boldsymbol{\beta}^T W^2 \boldsymbol{\beta})^2 = \tau_0^4 \sum_{i,j=1}^d \text{tr}(W H_i)^2 \text{tr}(W H_j)^2.$$

By (44),

$$E \{ \text{tr}(W H_i)^2 \text{tr}(W H_j)^2 \} = \sum_{\pi \in S_4} 2^{4-m(\pi)} n^{m(\pi)} r_\pi(\Sigma)(H_i, H_i, H_j, H_j).$$

It follows that

$$E(\boldsymbol{\beta}^T W^2 \boldsymbol{\beta})^2 = \sum_{\pi \in S_4} 2^{4-m(\pi)} n^{m(\pi)} \tilde{r}_\pi,$$

where

$$\tilde{r}_\pi = \sum_{i,j=1}^d \tau_0^4 r_\pi(\Sigma)(H_i, H_i, H_j, H_j).$$

One can easily see that

$$\begin{aligned} \tilde{r}_{(1\ 2\ 3\ 4)} &= \tilde{r}_{(1\ 2\ 4\ 3)} = \tilde{r}_{(1\ 3\ 4\ 2)} = \tilde{r}_{(1\ 4\ 3\ 2)} \\ \tilde{r}_{(1\ 3\ 2\ 4)} &= \tilde{r}_{(1\ 4\ 2\ 3)} \\ \tilde{r}_{(1)(2\ 3\ 4)} &= \tilde{r}_{(1)(2\ 4\ 3)} = \tilde{r}_{(1\ 3\ 4)(2)} = \tilde{r}_{(1\ 4\ 3)(2)} = \tilde{r}_{(1\ 2\ 3)(4)} \\ &= \tilde{r}_{(1\ 3\ 2)(4)} = \tilde{r}_{(1\ 2\ 4)(3)} = \tilde{r}_{(1\ 4\ 2)(3)} \\ \tilde{r}_{(1\ 3)(2\ 4)} &= \tilde{r}_{(1\ 4)(2\ 3)} \\ \tilde{r}_{(1\ 2)(3)(4)} &= \tilde{r}_{(1)(2)(3\ 4)} \\ \tilde{r}_{(1\ 3)(2)(4)} &= \tilde{r}_{(1\ 4)(2)(3)} = \tilde{r}_{(1)(3)(2\ 4)} = \tilde{r}_{(1)(4)(2\ 3)}. \end{aligned}$$

Thus,

$$\begin{aligned} E(\boldsymbol{\beta}^T W^2 \boldsymbol{\beta})^2 &= 32n\tilde{r}_{(1\ 2\ 3\ 4)} + 16n\tilde{r}_{(1\ 3\ 2\ 4)} + 32n^2\tilde{r}_{(1)(2\ 3\ 4)} + 8n^2\tilde{r}_{(1\ 3)(2\ 4)} \\ &\quad + 4n^2\tilde{r}_{(1\ 2)(3\ 4)} + 4n^3\tilde{r}_{(1\ 2)(3)(4)} + 8n^3\tilde{r}_{(1\ 3)(2)(4)} + n^4\tilde{r}_{(1)(2)(3)(4)}. \end{aligned} \quad (58)$$

It only remains to evaluate the  $\tilde{r}_\pi$ . It follows from Lemma 1 that

$$\begin{aligned} \tilde{r}_{(1\ 2\ 3\ 4)} &= \sum_{i,j=1}^d \tau_0^4 \text{tr}(\Sigma H_i \Sigma H_i \Sigma H_j \Sigma H_j) \\ &= \sum_{i,j=1}^d \frac{\tau_0^4}{16} \{ 2(\mathbf{u}_1^T \Sigma \mathbf{u}_i)^2 (\mathbf{u}_1^T \Sigma \mathbf{u}_j)^2 + 3\mathbf{u}_1^T \Sigma \mathbf{u}_1 (\mathbf{u}_1^T \Sigma \mathbf{u}_i)^2 \mathbf{u}_j^T \Sigma \mathbf{u}_j \\ &\quad + 6\mathbf{u}_1^T \Sigma \mathbf{u}_1 \mathbf{u}_1^T \Sigma \mathbf{u}_i \mathbf{u}_1^T \Sigma \mathbf{u}_j \mathbf{u}_i^T \Sigma \mathbf{u}_j + 3\mathbf{u}_1^T \Sigma \mathbf{u}_1 (\mathbf{u}_1^T \Sigma \mathbf{u}_j)^2 \mathbf{u}_i^T \Sigma \mathbf{u}_i \\ &\quad + (\mathbf{u}_1^T \Sigma \mathbf{u}_1)^2 \mathbf{u}_i^T \Sigma \mathbf{u}_i \mathbf{u}_j^T \Sigma \mathbf{u}_j + (\mathbf{u}_1^T \Sigma \mathbf{u}_1)^2 (\mathbf{u}_i^T \Sigma \mathbf{u}_j)^2 \} \\ &= \frac{1}{16} (2\tau_2^4 + 6dm_1\tau_1^2\tau_2^2 + 6\tau_1^2\tau_3^2 + d^2m_1^2\tau_1^4 + dm_2\tau_1^4) \\ \tilde{r}_{(1\ 3\ 2\ 4)} &= \sum_{i,j=1}^d \tau_0^4 \text{tr}(\Sigma H_i \Sigma H_j \Sigma H_i \Sigma H_j) \end{aligned}$$

$$\begin{aligned}
&= \sum_{i,j=1}^d \frac{\tau_0^4}{8} \{(\mathbf{u}_1^T \Sigma \mathbf{u}_i)^2 (\mathbf{u}_1^T \Sigma \mathbf{u}_j)^2 \\
&\quad + 6\mathbf{u}_1^T \Sigma \mathbf{u}_1 \mathbf{u}_1^T \Sigma \mathbf{u}_i \mathbf{u}_1^T \Sigma \mathbf{u}_j \mathbf{u}_i^T \Sigma \mathbf{u}_j + (\mathbf{u}_1^T \Sigma \mathbf{u}_1)^2 (\mathbf{u}_i^T \Sigma \mathbf{u}_j)^2\} \\
&= \frac{1}{8} (\tau_2^4 + 6\tau_1^2 \tau_3^2 + dm_2 \tau_1^4) \\
\tilde{r}_{(1)(2\ 3\ 4)} &= \sum_{i,j=1}^d \tau_0^4 \text{tr}(\Sigma H_i) \text{tr}(\Sigma H_i \Sigma H_j \Sigma H_j) \\
&= \sum_{i,j=1}^d \frac{\tau_0^4}{4} \{(\mathbf{u}_1^T \Sigma \mathbf{u}_i)^2 (\mathbf{u}_1^T \Sigma \mathbf{u}_j)^2 + \mathbf{u}_1^T \Sigma \mathbf{u}_1 (\mathbf{u}_1^T \Sigma \mathbf{u}_i)^2 \mathbf{u}_j^T \Sigma \mathbf{u}_j \\
&\quad + 2\mathbf{u}_1^T \Sigma \mathbf{u}_1 \mathbf{u}_1^T \Sigma \mathbf{u}_i \mathbf{u}_1^T \Sigma \mathbf{u}_j \mathbf{u}_i^T \Sigma \mathbf{u}_j\} \\
&= \frac{1}{4} (\tau_2^4 + dm_1 \tau_1^2 \tau_2^2 + 2\tau_1^2 \tau_3^2) \\
\tilde{r}_{(1\ 3)(2\ 4)} &= \sum_{i,j=1}^d \tau_0^4 \text{tr}(\Sigma H_i \Sigma H_j)^2 \\
&= \sum_{i,j=1}^d \frac{\tau_0^4}{4} \{(\mathbf{u}_1^T \Sigma \mathbf{u}_i \mathbf{u}_1^T \Sigma \mathbf{u}_j + \mathbf{u}_1^T \Sigma \mathbf{u}_1 \mathbf{u}_i^T \Sigma \mathbf{u}_j)^2\} \\
&= \frac{1}{4} (\tau_2^4 + dm_2 \tau_1^4 + 2\tau_1^2 \tau_3^2) \\
\tilde{r}_{(1\ 2)(3\ 4)} &= \sum_{i,j=1}^d \tau_0^4 \text{tr}(\Sigma H_i \Sigma H_i) \text{tr}(\Sigma H_j \Sigma H_j) \\
&= \sum_{i,j=1}^d \frac{\tau_0^4}{4} \{(\mathbf{u}_1^T \Sigma \mathbf{u}_i)^2 + \mathbf{u}_1^T \Sigma \mathbf{u}_1 \mathbf{u}_i^T \Sigma \mathbf{u}_i\} \{(\mathbf{u}_1^T \Sigma \mathbf{u}_j)^2 + \mathbf{u}_1^T \Sigma \mathbf{u}_1 \mathbf{u}_j^T \Sigma \mathbf{u}_j\} \\
&= \frac{1}{4} (\tau_2^4 + 2dm_1 \tau_1^2 \tau_2^2 + d^2 m_1^2 \tau_1^4) \\
\tilde{r}_{(1\ 2)(3)(4)} &= \sum_{i,j=1}^d \tau_0^4 \text{tr}(\Sigma H_i \Sigma H_i) \text{tr}(\Sigma H_j)^2 \\
&= \sum_{i,j=1}^d \frac{\tau_0^4}{2} \{(\mathbf{u}_1^T \Sigma \mathbf{u}_i)^2 + \mathbf{u}_1^T \Sigma \mathbf{u}_1 \mathbf{u}_i^T \Sigma \mathbf{u}_i\} (\mathbf{u}_1^T \Sigma \mathbf{u}_j)^2
\end{aligned}$$

$$\begin{aligned}
&= \frac{1}{2}(\tau_2^4 + dm_1\tau_1^2\tau_2^2) \\
\tilde{r}_{(1\ 3)(2)(4)} &= \sum_{i,j=1}^d \tau_0^4 \text{tr}(\Sigma H_i \Sigma H_j) \text{tr}(\Sigma H_i) \text{tr}(\Sigma H_j) \\
&= \sum_{i,j=1}^d \frac{\tau_0^4}{2} \{ \mathbf{u}_1^T \Sigma \mathbf{u}_i \mathbf{u}_1^T \Sigma \mathbf{u}_j + \mathbf{u}_1^T \Sigma \mathbf{u}_1 \mathbf{u}_i^T \Sigma \mathbf{u}_j \} \mathbf{u}_1^T \Sigma \mathbf{u}_i \mathbf{u}_1^T \Sigma \mathbf{u}_j \\
&= \frac{1}{2}(\tau_2^4 + \tau_1^2\tau_3^2) \\
\tilde{r}_{(1)(2)(3)(4)} &= \sum_{i,j=1}^d \tau_0^4 \text{tr}(\Sigma H_i)^2 \text{tr}(\Sigma H_j)^2 \\
&= \sum_{i,j=1}^d \tau_0^4 (\mathbf{u}_1^T \Sigma \mathbf{u}_i)^2 (\mathbf{u}_1^T \Sigma \mathbf{u}_j)^2 \\
&= \tau_2^4.
\end{aligned}$$

Combining this with (58), we conclude that

$$\begin{aligned}
E(\boldsymbol{\beta}^T W^2 \boldsymbol{\beta})^2 &= 32n\tilde{r}_{(1\ 2\ 3\ 4)} + 16n\tilde{r}_{(1\ 3\ 2\ 4)} + 32n^2\tilde{r}_{(1)(2\ 3\ 4)} + 8n^2\tilde{r}_{(1\ 3)(2\ 4)} + 4n^2\tilde{r}_{(1\ 2)(3\ 4)} \\
&\quad + 4n^3\tilde{r}_{(1\ 2)(3)(4)} + 8n^3\tilde{r}_{(1\ 3)(2)(4)} + n^4\tilde{r}_{(1)(2)(3)(4)} \\
&= 2n(2\tau_2^4 + 6dm_1\tau_1^2\tau_2^2 + 6\tau_1^2\tau_3^2 + d^2m_1^2\tau_1^4 + dm_2\tau_1^4) + 2n(\tau_2^4 + 6\tau_1^2\tau_3^2 + dm_2\tau_1^4) \\
&\quad + 8n^2(\tau_2^4 + dm_1\tau_1^2\tau_2^2 + 2\tau_1^2\tau_3^2) + 2n^2(\tau_2^4 + dm_2\tau_1^4 + 2\tau_1^2\tau_3^2) \\
&\quad + n^2(\tau_2^4 + 2dm_1\tau_1^2\tau_2^2 + d^2m_1^2\tau_1^4) + 2n^3(\tau_2^4 + dm_1\tau_1^2\tau_2^2) + 4n^3(\tau_2^4 + \tau_1^2\tau_3^2) + n^4\tau_2^4 \\
&= (n^4 + 6n^3 + 11n^2 + 6n)\tau_2^4 + d(2n^3 + 10n^2 + 12n)m_1\tau_1^2\tau_2^2 \\
&\quad + (4n^3 + 20n^2 + 24n)\tau_1^2\tau_3^2 + d^2(n^2 + 2n)m_1^2\tau_1^4 + d(2n^2 + 4n)m_2\tau_1^4 \\
&= d^2n(n+2)m_1^2\tau_1^4 + 2dn(n+2)(n+3)m_1\tau_1^2\tau_2^2 + 2dn(n+2)m_2\tau_1^4 \\
&\quad + 4n(n+2)(n+3)\tau_1^2\tau_3^2 + n(n+1)(n+2)(n+3)\tau_2^4.
\end{aligned}$$

□

**Lemma S1.** Let  $\mathbf{u}_1, \dots, \mathbf{u}_d \in \mathbb{R}^d$  and define  $H_j = (\mathbf{u}_1 \mathbf{u}_j^T + \mathbf{u}_j \mathbf{u}_1^T)/2$ . For integers  $1 \leq i, j \leq d$ , we have

$$\text{tr}(\Sigma H_{ij}) = \mathbf{u}_i^T \Sigma \mathbf{u}_j \quad (59)$$

$$\text{tr}(\Sigma H_i \Sigma H_j) = \frac{1}{2} (\mathbf{u}_1^T \Sigma \mathbf{u}_i \mathbf{u}_1^T \Sigma \mathbf{u}_j + \mathbf{u}_1^T \Sigma \mathbf{u}_1 \mathbf{u}_i^T \Sigma \mathbf{u}_j) \quad (60)$$

$$\text{tr}(\Sigma H_i \Sigma H_{ij}) = \frac{1}{2} (\mathbf{u}_1^T \Sigma \mathbf{u}_i \mathbf{u}_i \Sigma \mathbf{u}_j + \mathbf{u}_1^T \Sigma \mathbf{u}_j \mathbf{u}_i^T \Sigma \mathbf{u}_i) \quad (61)$$

$$\begin{aligned} \text{tr}(\Sigma^2 H_i \Sigma H_j) &= \frac{1}{4} (\mathbf{u}_1^T \Sigma^2 \mathbf{u}_1 \mathbf{u}_i^T \Sigma \mathbf{u}_j + \mathbf{u}_1^T \Sigma \mathbf{u}_1 \mathbf{u}_i^T \Sigma^2 \mathbf{u}_j \\ &\quad + \mathbf{u}_1^T \Sigma^2 \mathbf{u}_i \mathbf{u}_1^T \Sigma \mathbf{u}_j + \mathbf{u}_1^T \Sigma \mathbf{u}_i \mathbf{u}_1^T \Sigma^2 \mathbf{u}_j) \end{aligned} \quad (62)$$

$$\begin{aligned} \text{tr}(\Sigma H_i \Sigma H_j \Sigma H_j) &= \frac{1}{4} \{ \mathbf{u}_1^T \Sigma \mathbf{u}_i (\mathbf{u}_1^T \Sigma \mathbf{u}_j)^2 + \mathbf{u}_1^T \Sigma \mathbf{u}_1 \mathbf{u}_i^T \Sigma \mathbf{u}_i \mathbf{u}_j^T \Sigma \mathbf{u}_j \\ &\quad + 2 \mathbf{u}_1^T \Sigma \mathbf{u}_1 \mathbf{u}_i^T \Sigma \mathbf{u}_j \mathbf{u}_i^T \Sigma \mathbf{u}_j \} \end{aligned} \quad (63)$$

$$\begin{aligned} \text{tr}(\Sigma H_i \Sigma H_j \Sigma H_{ij}) &= \frac{1}{8} \{ \mathbf{u}_1^T \Sigma \mathbf{u}_1 \mathbf{u}_i^T \Sigma \mathbf{u}_i \mathbf{u}_j^T \Sigma \mathbf{u}_j + \mathbf{u}_1^T \Sigma \mathbf{u}_1 (\mathbf{u}_i^T \Sigma \mathbf{u}_j)^2 \\ &\quad + (\mathbf{u}_1^T \Sigma \mathbf{u}_i)^2 \mathbf{u}_j^T \Sigma \mathbf{u}_j + (\mathbf{u}_1^T \Sigma \mathbf{u}_j)^2 \mathbf{u}_i^T \Sigma \mathbf{u}_i \\ &\quad + 4 \mathbf{u}_1^T \Sigma \mathbf{u}_i \mathbf{u}_1^T \Sigma \mathbf{u}_j \mathbf{u}_i^T \Sigma \mathbf{u}_j \} \end{aligned} \quad (64)$$

$$\begin{aligned} \text{tr}(\Sigma H_i \Sigma H_i \Sigma H_j \Sigma H_j) &= \frac{1}{16} \{ 2 (\mathbf{u}_1^T \Sigma \mathbf{u}_i)^2 (\mathbf{u}_1^T \Sigma \mathbf{u}_j)^2 3 \mathbf{u}_1^T \Sigma \mathbf{u}_1 (\mathbf{u}_1^T \Sigma \mathbf{u}_i)^2 \mathbf{u}_j^T \Sigma \mathbf{u}_j \\ &\quad + 6 \mathbf{u}_1^T \Sigma \mathbf{u}_1 \mathbf{u}_i^T \Sigma \mathbf{u}_i \mathbf{u}_1^T \Sigma \mathbf{u}_j \mathbf{u}_i^T \Sigma \mathbf{u}_j + 3 \mathbf{u}_1^T \Sigma \mathbf{u}_1 (\mathbf{u}_1^T \Sigma \mathbf{u}_j)^2 \mathbf{u}_i^T \Sigma \mathbf{u}_i \\ &\quad + (\mathbf{u}_1^T \Sigma \mathbf{u}_1)^2 \mathbf{u}_i^T \Sigma \mathbf{u}_i \mathbf{u}_j \Sigma \mathbf{u}_j + (\mathbf{u}_1^T \Sigma \mathbf{u}_1)^2 (\mathbf{u}_i^T \Sigma \mathbf{u}_j)^2 \} \end{aligned} \quad (65)$$

$$\begin{aligned} \text{tr}(\Sigma H_i \Sigma H_j \Sigma H_i \Sigma H_j) &= \frac{1}{8} \{ (\mathbf{u}_1^T \Sigma \mathbf{u}_i)^2 (\mathbf{u}_1^T \Sigma \mathbf{u}_j)^2 + 6 \mathbf{u}_1^T \Sigma \mathbf{u}_1 \mathbf{u}_i^T \Sigma \mathbf{u}_i \mathbf{u}_1^T \Sigma \mathbf{u}_j \mathbf{u}_i^T \Sigma \mathbf{u}_j \\ &\quad + (\mathbf{u}_1^T \Sigma \mathbf{u}_1)^2 (\mathbf{u}_i^T \Sigma \mathbf{u}_j)^2 \} \end{aligned} \quad (66)$$

*Proof.* The identity (59) is trivial. To prove (60), we have

$$\begin{aligned} \text{tr}(\Sigma H_i \Sigma H_j) &= \frac{1}{4} \text{tr} \{ \Sigma (\mathbf{u}_1 \mathbf{u}_i^T + \mathbf{u}_i \mathbf{u}_1^T) \Sigma (\mathbf{u}_1 \mathbf{u}_j^T + \mathbf{u}_j \mathbf{u}_1^T) \} \\ &= \frac{1}{4} \text{tr} (\Sigma \mathbf{u}_1 \mathbf{u}_i^T \Sigma \mathbf{u}_1 \mathbf{u}_j^T + \Sigma \mathbf{u}_1 \mathbf{u}_i^T \Sigma \mathbf{u}_j \mathbf{u}_1^T + \Sigma \mathbf{u}_i \mathbf{u}_1^T \Sigma \mathbf{u}_1 \mathbf{u}_j^T + \Sigma \mathbf{u}_i \mathbf{u}_1^T \Sigma \mathbf{u}_j \mathbf{u}_1^T) \\ &= \frac{1}{2} (\mathbf{u}_1^T \Sigma \mathbf{u}_i \mathbf{u}_1^T \Sigma \mathbf{u}_j + \mathbf{u}_1^T \Sigma \mathbf{u}_1 \mathbf{u}_i^T \Sigma \mathbf{u}_j). \end{aligned}$$

Equation (61) follows from

$$\begin{aligned} \text{tr}(\Sigma H_i \Sigma H_{ij}) &= \frac{1}{4} \text{tr} \{ \Sigma (\mathbf{u}_1 \mathbf{u}_i^T + \mathbf{u}_i \mathbf{u}_1^T) \Sigma (\mathbf{u}_i \mathbf{u}_j^T + \mathbf{u}_j \mathbf{u}_i^T) \} \\ &= \frac{1}{4} \text{tr} (\Sigma \mathbf{u}_1 \mathbf{u}_i^T \Sigma \mathbf{u}_i \mathbf{u}_j^T + \Sigma \mathbf{u}_1 \mathbf{u}_i^T \Sigma \mathbf{u}_j \mathbf{u}_i^T + \Sigma \mathbf{u}_i \mathbf{u}_1^T \Sigma \mathbf{u}_i \mathbf{u}_j^T + \Sigma \mathbf{u}_i \mathbf{u}_1^T \Sigma \mathbf{u}_j \mathbf{u}_i^T) \\ &= \frac{1}{2} (\mathbf{u}_1^T \Sigma \mathbf{u}_i \mathbf{u}_i^T \Sigma \mathbf{u}_j + \mathbf{u}_1^T \Sigma \mathbf{u}_j \mathbf{u}_i^T \Sigma \mathbf{u}_i). \end{aligned}$$

For (62), we have

$$\text{tr}(\Sigma^2 H_i \Sigma H_j) = \frac{1}{4} \text{tr} \{ \Sigma^2 (\mathbf{u}_1 \mathbf{u}_i^T + \mathbf{u}_i \mathbf{u}_1^T) \Sigma (\mathbf{u}_1 \mathbf{u}_j^T + \mathbf{u}_j \mathbf{u}_1^T) \}$$



$$\begin{aligned}
&= \frac{1}{4} \text{tr} \left( \Sigma^2 \mathbf{u}_1 \mathbf{u}_i^T \Sigma \mathbf{u}_1 \mathbf{u}_j^T + \Sigma^2 \mathbf{u}_1 \mathbf{u}_i^T \Sigma \mathbf{u}_j \mathbf{u}_1^T + \Sigma^2 \mathbf{u}_i \mathbf{u}_1^T \Sigma \mathbf{u}_1 \mathbf{u}_j^T + \Sigma^2 \mathbf{u}_i \mathbf{u}_1^T \Sigma \mathbf{u}_j \mathbf{u}_1^T \right) \\
&= \frac{1}{4} \left( \mathbf{u}_1^T \Sigma \mathbf{u}_i \mathbf{u}_1^T \Sigma^2 \mathbf{u}_j + \mathbf{u}_1^T \Sigma^2 \mathbf{u}_1 \mathbf{u}_i^T \Sigma \mathbf{u}_j + \mathbf{u}_1^T \Sigma \mathbf{u}_1 \mathbf{u}_i^T \Sigma^2 \mathbf{u}_j + \mathbf{u}_1^T \Sigma^2 \mathbf{u}_i \mathbf{u}_1 \Sigma \mathbf{u}_j \right).
\end{aligned}$$

To prove (63)-(64), observe that

$$\begin{aligned}
\text{tr}(\Sigma H_i \Sigma H_j \Sigma H_j) &= \frac{1}{8} \text{tr} \left\{ \Sigma (\mathbf{u}_1 \mathbf{u}_i^T + \mathbf{u}_i \mathbf{u}_1^T) \Sigma (\mathbf{u}_1 \mathbf{u}_j^T + \mathbf{u}_j \mathbf{u}_1^T) \Sigma (\mathbf{u}_1 \mathbf{u}_j^T + \mathbf{u}_j \mathbf{u}_1^T) \right\} \\
&= \frac{1}{8} \text{tr} \left( \Sigma \mathbf{u}_1 \mathbf{u}_i^T \Sigma \mathbf{u}_1 \mathbf{u}_j^T \Sigma \mathbf{u}_1 \mathbf{u}_j^T + \Sigma \mathbf{u}_1 \mathbf{u}_i^T \Sigma \mathbf{u}_1 \mathbf{u}_j^T \Sigma \mathbf{u}_j \mathbf{u}_1^T \right. \\
&\quad + \Sigma \mathbf{u}_1 \mathbf{u}_i^T \Sigma \mathbf{u}_j \mathbf{u}_1^T \Sigma \mathbf{u}_1 \mathbf{u}_j^T + \Sigma \mathbf{u}_1 \mathbf{u}_i^T \Sigma \mathbf{u}_j \mathbf{u}_1^T \Sigma \mathbf{u}_j \mathbf{u}_1^T \\
&\quad + \Sigma \mathbf{u}_i \mathbf{u}_1^T \Sigma \mathbf{u}_1 \mathbf{u}_j^T \Sigma \mathbf{u}_1 \mathbf{u}_j^T + \Sigma \mathbf{u}_i \mathbf{u}_1^T \Sigma \mathbf{u}_1 \mathbf{u}_j^T \Sigma \mathbf{u}_j \mathbf{u}_1^T \\
&\quad \left. + \Sigma \mathbf{u}_i \mathbf{u}_1^T \Sigma \mathbf{u}_j \mathbf{u}_1^T \Sigma \mathbf{u}_1 \mathbf{u}_j^T + \Sigma \mathbf{u}_i \mathbf{u}_1^T \Sigma \mathbf{u}_j \mathbf{u}_1^T \Sigma \mathbf{u}_j \mathbf{u}_1^T \right) \\
&= \frac{1}{4} \left\{ \mathbf{u}_1^T \Sigma \mathbf{u}_i (\mathbf{u}_1^T \Sigma \mathbf{u}_j)^2 + \mathbf{u}_1^T \Sigma \mathbf{u}_1 \mathbf{u}_1^T \Sigma \mathbf{u}_i \mathbf{u}_j^T \Sigma \mathbf{u}_j + 2 \mathbf{u}_1^T \Sigma \mathbf{u}_1 \mathbf{u}_1^T \Sigma \mathbf{u}_j \mathbf{u}_i^T \Sigma \mathbf{u}_j \right\}
\end{aligned}$$

and

$$\begin{aligned}
\text{tr}(\Sigma H_i \Sigma H_j \Sigma H_{ij}) &= \frac{1}{8} \text{tr} \left\{ \Sigma (\mathbf{u}_1 \mathbf{u}_i^T + \mathbf{u}_i \mathbf{u}_1^T) \Sigma (\mathbf{u}_1 \mathbf{u}_j^T + \mathbf{u}_j \mathbf{u}_1^T) \Sigma (\mathbf{u}_i \mathbf{u}_j^T + \mathbf{u}_j \mathbf{u}_i^T) \right\} \\
&= \frac{1}{8} \text{tr} \left( \Sigma \mathbf{u}_1 \mathbf{u}_i^T \Sigma \mathbf{u}_1 \mathbf{u}_j^T \Sigma \mathbf{u}_i \mathbf{u}_j^T + \Sigma \mathbf{u}_1 \mathbf{u}_i^T \Sigma \mathbf{u}_1 \mathbf{u}_j^T \Sigma \mathbf{u}_j \mathbf{u}_i^T \right. \\
&\quad + \Sigma \mathbf{u}_1 \mathbf{u}_i^T \Sigma \mathbf{u}_j \mathbf{u}_1^T \Sigma \mathbf{u}_i \mathbf{u}_j^T + \Sigma \mathbf{u}_1 \mathbf{u}_i^T \Sigma \mathbf{u}_j \mathbf{u}_1^T \Sigma \mathbf{u}_j \mathbf{u}_i^T \\
&\quad + \Sigma \mathbf{u}_i \mathbf{u}_1^T \Sigma \mathbf{u}_1 \mathbf{u}_j^T \Sigma \mathbf{u}_i \mathbf{u}_j^T + \Sigma \mathbf{u}_i \mathbf{u}_1^T \Sigma \mathbf{u}_1 \mathbf{u}_j^T \Sigma \mathbf{u}_j \mathbf{u}_i^T \\
&\quad \left. + \Sigma \mathbf{u}_i \mathbf{u}_1^T \Sigma \mathbf{u}_j \mathbf{u}_1^T \Sigma \mathbf{u}_i \mathbf{u}_j^T + \Sigma \mathbf{u}_i \mathbf{u}_1^T \Sigma \mathbf{u}_j \mathbf{u}_1^T \Sigma \mathbf{u}_j \mathbf{u}_i^T \right) \\
&= \frac{1}{8} \left\{ \mathbf{u}_1^T \Sigma \mathbf{u}_1 \mathbf{u}_i^T \Sigma \mathbf{u}_i \mathbf{u}_j^T \Sigma \mathbf{u}_j + \mathbf{u}_1^T \Sigma \mathbf{u}_1 (\mathbf{u}_i^T \Sigma \mathbf{u}_j)^2 + (\mathbf{u}_1^T \Sigma \mathbf{u}_i)^2 \mathbf{u}_j^T \Sigma \mathbf{u}_j \right. \\
&\quad \left. + (\mathbf{u}_1^T \Sigma \mathbf{u}_j)^2 \mathbf{u}_i^T \Sigma \mathbf{u}_i + 4 \mathbf{u}_1^T \Sigma \mathbf{u}_i \mathbf{u}_1^T \Sigma \mathbf{u}_j \mathbf{u}_i^T \Sigma \mathbf{u}_j \right\}.
\end{aligned}$$

Finally, to prove (65)-(66), we have

$$\begin{aligned}
\text{tr}(\Sigma H_i \Sigma H_i \Sigma H_j \Sigma H_j) &= \frac{1}{16} \text{tr} \left\{ \Sigma (\mathbf{u}_1 \mathbf{u}_i^T + \mathbf{u}_i \mathbf{u}_1^T) \Sigma (\mathbf{u}_1 \mathbf{u}_i^T + \mathbf{u}_i \mathbf{u}_1^T) \Sigma (\mathbf{u}_1 \mathbf{u}_j^T + \mathbf{u}_j \mathbf{u}_1^T) \Sigma (\mathbf{u}_1 \mathbf{u}_j^T + \mathbf{u}_j \mathbf{u}_1^T) \right\} \\
&= \frac{1}{16} \text{tr} \left( \Sigma \mathbf{u}_1 \mathbf{u}_i^T \Sigma \mathbf{u}_1 \mathbf{u}_i^T \Sigma \mathbf{u}_1 \mathbf{u}_j^T \Sigma \mathbf{u}_1 \mathbf{u}_j^T + \Sigma \mathbf{u}_1 \mathbf{u}_i^T \Sigma \mathbf{u}_1 \mathbf{u}_i^T \Sigma \mathbf{u}_1 \mathbf{u}_j^T \Sigma \mathbf{u}_j \mathbf{u}_1^T \right. \\
&\quad + \Sigma \mathbf{u}_1 \mathbf{u}_i^T \Sigma \mathbf{u}_1 \mathbf{u}_i^T \Sigma \mathbf{u}_j \mathbf{u}_1^T \Sigma \mathbf{u}_1 \mathbf{u}_j^T + \Sigma \mathbf{u}_1 \mathbf{u}_i^T \Sigma \mathbf{u}_1 \mathbf{u}_i^T \Sigma \mathbf{u}_j \mathbf{u}_1^T \Sigma \mathbf{u}_j \mathbf{u}_1^T \\
&\quad \left. + \Sigma \mathbf{u}_1 \mathbf{u}_i^T \Sigma \mathbf{u}_i \mathbf{u}_1^T \Sigma \mathbf{u}_1 \mathbf{u}_j^T \Sigma \mathbf{u}_1 \mathbf{u}_j^T + \Sigma \mathbf{u}_1 \mathbf{u}_i^T \Sigma \mathbf{u}_i \mathbf{u}_1^T \Sigma \mathbf{u}_1 \mathbf{u}_j^T \Sigma \mathbf{u}_j \mathbf{u}_1^T \right)
\end{aligned}$$

