

Anderson localization in Bragg-guiding arrays with negative defects

Valery E. Lobanov¹, Yaroslav V. Kartashov^{1,2}, Victor A. Vysloukh³, and Lluís Torner¹

¹ICFO-Institut de Ciències Fòtoniques, and Universitat Politècnica de Catalunya, 08860 Castelldefels (Barcelona), Spain

²Institute of Spectroscopy, Russian Academy of Sciences, Troitsk, Moscow Region, 142190, Russia

³Departamento de Física y Matemáticas, Universidad de las Américas—Puebla, 72820 Puebla, Mexico

*Corresponding author: valery.lobanov@icfo.eu

Received Month X, XXXX; revised Month X, XXXX; accepted Month X, XXXX; posted Month X, XXXX (Doc. ID XXXXX); published Month X, XXXX

We show that Anderson localization is possible in waveguide arrays with periodically-spaced defect waveguides having lower refractive index. Such localization is mediated by Bragg reflection, and it takes place even if diagonal or off-diagonal disorder affects only defect waveguides. For off-diagonal disorder the localization degree of the intensity distributions monotonically grows with increasing disorder. In contrast, under appropriate conditions, increasing diagonal disorder may result in weaker localization.

OCIS Codes: 190.5940, 130.2790, 240.6690

Anderson localization was initially discovered in solid state physics [1,2] upon analysis of localization of electronic wave functions in disordered crystals, but it was soon realized that it occurs in several areas of science, including acoustics [3], physics of microwaves [4], matter waves [5], and optics [6-10]. Disordered optical waveguide arrays provide a unique laboratory for the investigation of such phenomena, because a suitable longitudinally invariant disorder required for transverse Anderson localization (rapid longitudinal disorder variations may destroy the effect) is readily realizable in such structures [10-12]. Thus, transverse Anderson localization has been observed in optically induced [11] and fabricated lattices [12-16], in both two- [11,15,16] and one-dimensional [12-14] settings. The effects of disorder inhomogeneity [17], nonlinearity [12,18,19] and array interfaces [13,16,19,20] have been also analyzed.

However, in all previous studies disorder-induced localization has been studied in periodic systems, which for vanishing disorder consist of identical waveguides, where light localization is achieved due to total internal reflection. The possibility of Anderson localization in systems with Bragg-guiding mechanism has not been addressed so far.

In this Letter we show that Anderson localization can be observed in defect arrays, in which light trapping on periodic defects with reduced refractive index is stimulated by Bragg-type reflections [21-26]. We find that in such structures, localization is possible even when diagonal or off-diagonal disorder is introduced only into defect waveguides.

We address light propagation in one-dimensional disordered Bragg-guiding arrays described by the nonlinear Schrödinger equation for the normalized field amplitude q :

$$i \frac{\partial q}{\partial \xi} = -\frac{1}{2} \frac{\partial^2 q}{\partial \eta^2} - R(\eta)q + \sigma q |q|^2. \quad (1)$$

Here η and ξ are the normalized transverse and longitudinal coordinates, respectively; $\sigma = \mp 1$ corresponds to focusing/defocusing nonlinearity (note that except in Figs. 5(a) and 5(b), we consider linear propagation thus $\sigma = 0$);

the periodic array $R(\eta) = \sum_{k=-\infty}^{+\infty} p_k G(\eta - \eta_k)$ is formed by super-Gaussian waveguides $G(\eta) = \exp(-\eta^6 / w_\eta^6)$ with width w_η and refractive index p_k . Defect waveguides with refractive index $p_k = p_d$ are periodically nested into the array and are separated by m waveguides with higher refractive index $p_k = p_a$. In the absence of defects, i.e. at $p_d = p_a$, the

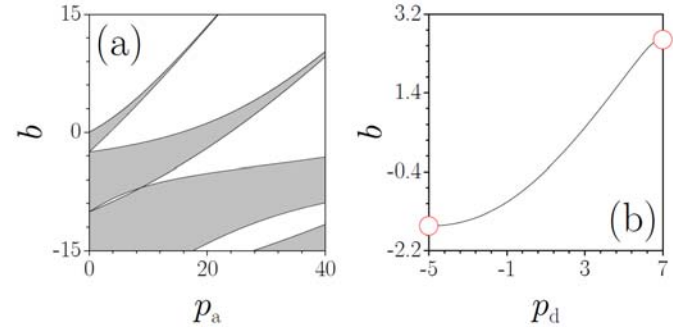


Fig. 1. (a) Band-gap spectrum of a uniform lattice. (b) Propagation constant of the defect mode versus p_d for $p_a = 7$. Red circles indicate gap borders.

linear modes $q(\eta, \xi) = w(\eta) \exp(ib\xi + i\kappa\eta)$ of Eq. (1) are Bloch waves, with $w(\eta) = w(\eta + d)$, d being the waveguide spacing and κ the Bloch momentum.

The propagation constants b form bands [gray regions in Fig. 1(a)] separated by gaps (white regions). Localized linear defect modes appear when $p_d \neq p_a$ at least in one channel. If $p_d < p_a$ such modes form due to Bragg-type reflections - they have oscillating tails and propagation constants b belonging to the gaps. The modes with b values in the middle of the gap are well localized, their counterparts with b values close to the gap edges are extended. In the case of a single defect, the propagation constant of the defect mode approaches the upper gap edge at $p_d \rightarrow p_a$, while with decreasing p_d it approaches the lower gap edge [Fig. 1(b)]. If there is a periodic sequence of defects in the array, one can observe tunneling of light between the defects, which is linked with coupling of defect modes that results in the expansion (transport) of the input excitations.

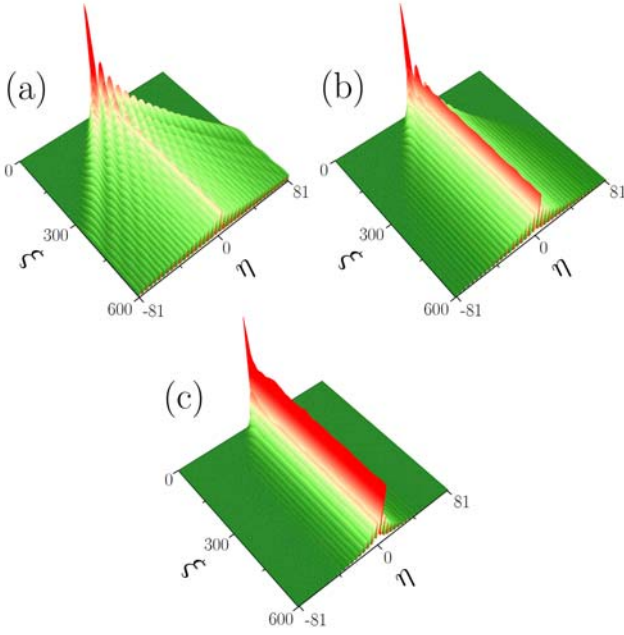


Fig. 2. Dynamics of light propagation in disordered lattices with negative defects, averaged over $Q = 10^3$ disorder realizations. A disorder with $S_d = 0.15$ (a), 0.25 (b), and 0.4 (c) is introduced into positions of the defect channels. In all cases: defect waveguides are separated by two waveguides; $p_d = 4$, $p_a = 7$ and $\sigma = 0$. The plots show the field modulus.

To study Anderson localization we use arrays in which disorder is introduced into defect waveguides only. In the case of off-diagonal disorder [13] the coordinates of the defect waveguide centers $\eta_k = (m+1)dk + r_k$ are randomized, with d being a regular spacing and r_k being a random shift of the waveguide position uniformly distributed within the segment $[-S_d, +S_d]$, while the positions of the ordered waveguides are fixed. If diagonal disorder is considered, only the depths of the defect waveguides are randomized, as $p_k = p_d + n_k$, with n_k being a random refractive index perturbation uniformly distributed within $[-S_d, +S_d]$. For each set of parameters we generated $Q \sim 10^3$ realizations of disordered arrays and solved Eq. (1) up to large propagation distances ($\xi \sim 600$) for each disorder realization. As input conditions we used $q|_{\xi=0} = Aw_d(\eta)$, where w_d is the linear mode of an array with a single defect with amplitude A . For statistical analysis the intensity distributions were averaged over the ensemble of array realizations $I_{av} = Q^{-1} \sum_{i=1}^Q |q_i|^2$, while light localization was characterized by the averaged integral form-factor $\chi_{av} = Q^{-1} U^{-2} \sum_{i=1}^Q \int_{-\infty}^{\infty} |q_i|^4 d\eta$, where $U = \int_{-\infty}^{\infty} |q_i|^2 d\eta$ is the energy flow, which was constant for each realization. Notice that the inverse integral form-factor $\chi_{av}^{-1}(\xi)$ characterizes the width of the core of the averaged intensity distribution, almost ignoring a low-intensity background.

We start from the case of off-diagonal disorder in the linear limit ($\sigma=0$) and set $d = 1.4$ (which under standard conditions correspond to a waveguide spacing equal to $14 \mu\text{m}$), $w_\eta = 0.3$ (waveguide width equal to $3 \mu\text{m}$), $p_a = 7$ (refractive index modulation $\sim 7.8 \times 10^{-4}$ at $\lambda \sim 800 \text{ nm}$ [24]). We assume that defect waveguides are separated by $m=2$ waveguides. Figure 2 shows the ensemble-averaged field modulus distributions $|q(\eta, \xi)|_{av} = Q^{-1} \sum_{i=1}^Q |q_i|$ for

different disorder levels S_d . The plots show how by increasing the disorder level S_d transport in regular arrays with periodic defects is replaced by the formation of strongly localized averaged distributions, which remain virtually unchanged after propagation. Thus, Anderson localization occurs even in systems with Bragg-guiding mechanisms, where light concentrates in low-index regions. Anderson localization is also readily apparent in Figs. 3(a) and 3(b) that illustrate the details of the averaged output intensity distributions in a logarithmic scale. At high disorder levels nearly perfect triangular distributions form, indicating an exponential localization of their tails. Notice the presence of additional small maxima around the centers of the waveguides that are located between the main spikes, whose positions coincide with the average positions of defect waveguides in Figs. 3(a),(b). The localization distance [i.e. the distance at which $\chi_{av}^{-1}(\xi)$ reaches its steady-state value] rapidly decreases by increasing the disorder level S_d [Fig. 3(c)]. The width of the averaged output distribution, characterized by χ_{av}^{-1} , monotonically decreases when increasing S_d [Fig. 4(a)]. We also compared the cases when off-diagonal disorder affects only the positions of the defect waveguides and when disorder is introduced into positions of all waveguides. As expected, in the second case the output distributions exhibit a higher localization, especially for low disorder levels [Fig. 4(a)].

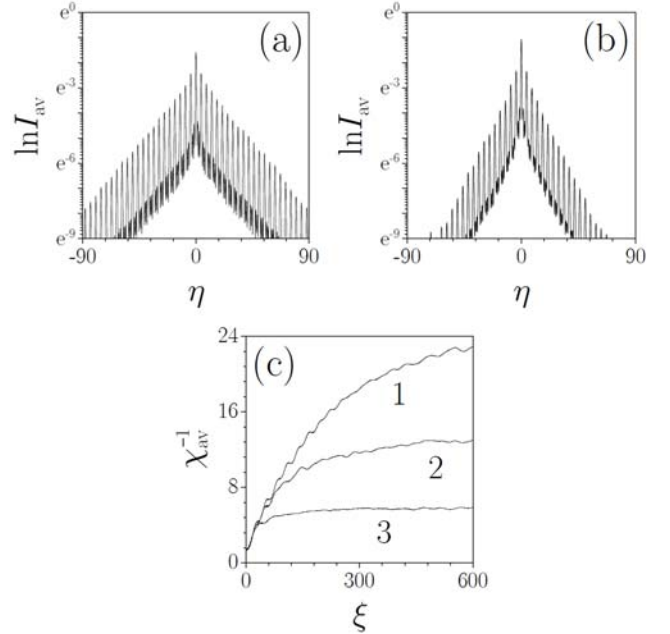


Fig. 3. Averaged output intensity distributions at $\xi = 600$ for (a) $S_d = 0.25$ and (b) $S_d = 0.35$. (c) Averaged inverse form-factor versus propagation distance at $S_d = 0.15$ (curve 1), $S_d = 0.2$ (curve 2), and $S_d = 0.3$ (curve 3). In all cases $p_d = 4$, $p_a = 7$, $\sigma = 0$.

One of the key parameters determining the rate of tunneling between neighboring defects in Bragg-guiding array is the defect depth p_d . Surprisingly, at a fixed disorder level, the output averaged form-factor χ_{av} turns out to be a non-monotonic function of p_d [Fig. 4(b)]. Thus the strongest localization occurs when isolated defects support strongly localized modes with b values inside the gap. In such a regime, the tunneling rate between neighboring defects is minimal and even a weak disorder is

sufficient to generate a strong localization. In contrast, at $p_d \rightarrow p_a$ the defect modes are weakly localized, the coupling between defects increases, and localization diminishes for a fixed value of S_d . At $p_d \rightarrow 0$, localization decreases even faster because a reduction of p_d leads to a decreasing disorder strength. A behavior similar to that shown in Fig. 4(b) was obtained for Gaussian beams.

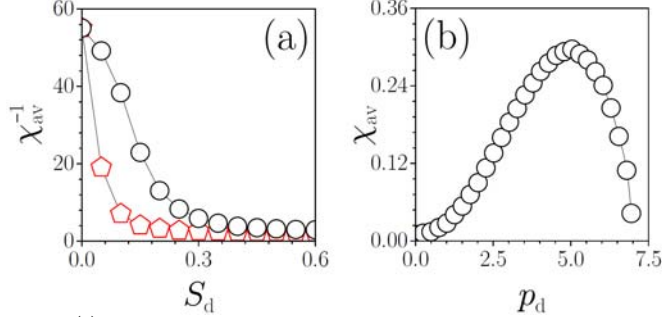


Fig. 4. (a) Inverse averaged form-factor at $\xi = 600$ versus disorder strength for $p_d = 4$, when disorder affects only the positions of the defect waveguides (circles) and when disorder affects the positions of all waveguides (pentagons). (b) Averaged form-factor at $\xi = 600$ versus defects depth for $S_d = 0.4$. In all cases $p_a = 7$, $\sigma = 0$.

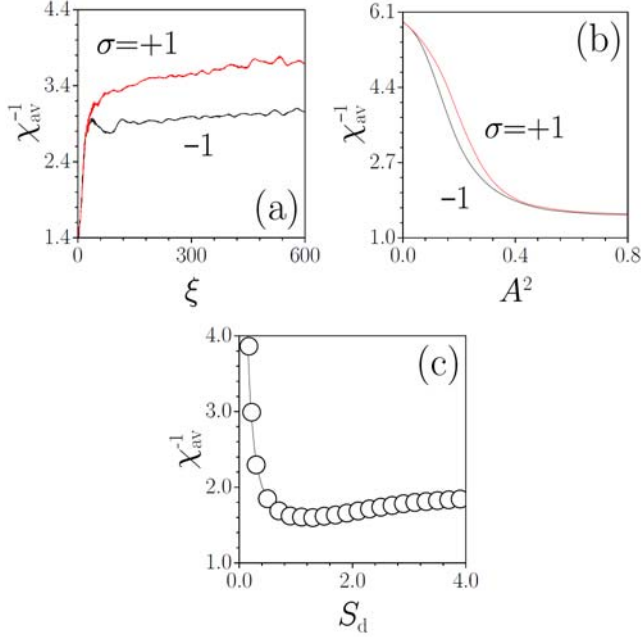


Fig. 5. (a) Inverse averaged form-factor versus propagation distance at $A^2 = 0.2$ in focusing ($\sigma = -1$) and defocusing ($\sigma = +1$) media. (b) Inverse averaged form-factor at $\xi = 600$ versus input peak intensity. In panels (a),(b) $p_d = 4$, $p_a = 7$, $S_d = 0.3$. (c) Inverse averaged form-factor versus strength of diagonal disorder at $\xi = 1000$ for $p_d = 5$, $p_a = 7$, $\sigma = 0$.

We observed that in the Bragg-guiding arrays considered here, both focusing and defocusing nonlinearities result in enhancement of localization [see Figs. 5(a) and 5(b)], even for small input amplitudes A . In the focusing case localization is more pronounced. As expected, at large amplitudes disorder-induced localization is gradually replaced by bright soliton formation in focusing media and by gap soliton formation in defocusing media.

Finally, we found that diagonal disorder also results in Anderson localization. In contrast to the case of off-diagonal disorder, diagonal disorder generates a non-monotonic

dependence of the averaged inverse form-factor χ_{av}^{-1} versus the disorder level S_d [Fig. 5(c)]. Such dependence is related to the behavior of the averaged field distributions at large disorder levels $S_d \geq |p_a - p_d|$. While for small $S_d \sim 0.5$ the main spikes in $I_{av}(\eta)$ are located near the defect waveguides, like in Fig. 3(a), at $S_d \sim 2.0$ light starts concentrating also on ordered waveguides, resulting in $I_{av}(\eta)$ distributions without small-amplitude oscillations.

Summarizing, we found that Anderson localization is possible not only in systems where guidance is mediated by total internal reflection, but also in Bragg-guiding arrays. In such arrays the localization degree varies non-monotonically with the depth of the defect waveguides.

References

- 1) P. W. Anderson, Phys. Rev. 109, 1492 (1958).
- 2) E. Abrahams, P. W. Anderson, D. C. Licciardello, and T. V. Ramakrishnan, Phys. Rev. Lett. 42, 673 (1979).
- 3) R. L. Weaver, Wave Motion, 12, 129 (1990).
- 4) R. Dalichaouch, J. P. Armstrong, S. Schulz, P. M. Platzman, and S. L. McCal, Nature 354, 53 (1991).
- 5) J. Billy, V. Josse, Z. C. Zuo, A. Bernard, B. Hambrecht, P. Lugan, C. Clement, L. Sanchez-Palencia, P. Bouyer, and A. Aspect, Nature 453, 891 (2008).
- 6) S. John, Phys. Rev. Lett. 53, 2169 (1984).
- 7) V. D. Freilikher and S. A. Gredeskul, Prog. Opt. 30, 137 (1992).
- 8) D. S. Wiersma, P. Bartolini, A. Legendijk, and R. Righini, Nature 390, 671 (1997).
- 9) H. de Raedt, A. Legendijk, and P. de Vries, Phys. Rev. Lett. 62, 47 (1989).
- 10) S. S. Abdullaev and F. K. Abdullaev, Sov. J. Radiofizika, 23, 766 (1980).
- 11) T. Schwartz, G. Bartal, S. Fishman, and M. Segev, Nature 446, 52 (2007).
- 12) Y. Lahini, A. Avidan, F. Pozzi, M. Sorel, R. Morandotti, D. N. Christodoulides, and Y. Silberberg, Phys. Rev. Lett. 100, 013906 (2008).
- 13) A. Szameit, Y. V. Kartashov, P. Zeil, F. Dreisow, M. Heinrich, R. Keil, S. Nolte, A. Tünnermann, V. A. Vysloukh, and L. Torner, Opt. Lett. 35, 1172 (2010).
- 14) L. Martin, G. Di Giuseppe, A. Perez-Leija, R. Keil, F. Dreisow, M. Heinrich, S. Nolte, A. Szameit, A. F. Abouraddy, D. N. Christodoulides, and B. E. A. Saleh, Opt. Express 19, 13636 (2011).
- 15) S. Stützer, Y. V. Kartashov, V. A. Vysloukh, A. Tünnermann, S. Nolte, M. Lewenstein, L. Torner, and A. Szameit, Opt. Lett. 37, 1715 (2012).
- 16) U. Naether, J. M. Meyer, S. Stützer, A. Tünnermann, S. Nolte, M. I. Molina, and A. Szameit, Opt. Lett. 37, 485 (2012).
- 17) Y. V. Kartashov, V. V. Konotop, V. A. Vysloukh, and L. Torner, Opt. Lett. 37, 286 (2012).
- 18) V. Folli and C. Conti, Opt. Lett. 37, 332 (2012).
- 19) M. I. Molina, N. Lazarides, and G. P. Tsironis, Phys. Rev. E 85, 017601 (2012).
- 20) D. M. Jović, M. R. Belić, and C. Denz, Phys. Rev. A 85, 031801(R) (2012).
- 21) F. Lederer, G. I. Stegeman, D. N. Christodoulides, G. Assanto, M. Segev, and Y. Silberberg, Phys. Rep. 463, 1 (2008).
- 22) Y. V. Kartashov, V. A. Vysloukh, and L. Torner, Prog. Opt. 52, 63 (2009).
- 23) N. K. Efremidis and K. Hizanidis, Opt. Express 13, 10571 (2005).
- 24) Y. V. Kartashov and V. A. Vysloukh, Opt. Lett. 35, 2097 (2010).

- 25) D. E. Pelinovsky, A. A. Sukhorukov, and Y. S. Kivshar, *Phys. Rev. E* **70**, 036618 (2004).
- 26) J. M. Zeuner, M. C. Rechtsman, R. Keil, F. Dreisow, A. Tünnermann, S. Nolte, and A. Szameit, *Opt. Lett.* **37**, 533 (2012)

References with titles

- 1) P. W. Anderson, "Absence of diffusion in certain random lattices," *Phys. Rev.* **109**, 1492–1505 (1958).
- 2) E. Abrahams, P. W. Anderson, D. C. Licciardello, and T. V. Ramakrishnan, "Scaling theory of localization: Absence of quantum diffusion in two dimensions" *Phys. Rev. Lett.* **42**, 673 (1979).
- 3) R. L. Weaver, "Anderson localization of ultrasound," *Wave Motion*, **12**, 129 (1990).
- 4) R. Dalichaouch, J. P. Armstrong, S. Schulz, P. M. Platzman, and S. L. McCal, "Microwave localization by two-dimensional random scattering," *Nature* **354**, 53 (1991).
- 5) J. Billy, V. Josse, Z. C. Zuo, A. Bernard, B. Hambrecht, P. Lugan, C. Clement, L. Sanchez-Palencia, P. Bouyer, and A. Aspect, "Direct observation of Anderson localization of matter waves in a controlled disorder" *Nature* **453**, 891 (2008).
- 6) S. John, "Electromagnetic Absorption in a Disordered Medium near a Photon Mobility Edge," *Phys. Rev. Lett.*, **53**, 2169 (1984).
- 7) V. D. Freilikher and S. A. Gredeskul, "Localization of Waves in Media With One-Dimensional Disorder," *Prog. Opt.* **30**, 137 (1992).
- 8) D. S. Wiersma, P. Bartolini, A. Legendijk, and R. Righini, "Localization of light in a disordered medium," *Nature* **390**, 671 (1997).
- 9) H. de Raedt, A. Legendijk, and P. de Vries, "Transverse Localization of Light" *Phys. Rev. Lett.* **62**, 47 (1989).
- 10) S. S. Abdullaev and F. K. Abdullaev, "On propagation of light in the array of optical fibers with random parameters," *Sov. J. Radiofizika*, **23**, 766 (1980).
- 11) T. Schwartz, G. Bartal, S. Fishman, and M. Segev, "Transport and Anderson localization in disordered twodimensional photonic lattices," *Nature* **446**, 52 (2007).
- 12) Y. Lahini, A. Avidan, F. Pozzi, M. Sorel, R. Morandotti, D. N. Christodoulides, and Y. Silberberg, "Anderson localization and nonlinearity in one-dimensional disordered photonic lattices," *Phys. Rev. Lett.* **100**, 013906 (2008).
- 13) A. Szameit, Y. V. Kartashov, P. Zeil, F. Dreisow, M. Heinrich, R. Keil, S. Nolte, A. Tünnermann, V. A. Vysloukh, and L. Torner, "Wave localization at the boundary of disordered photonic lattices," *Opt. Lett.* **35**, 1172 (2010).
- 14) L. Martin, G. Di Giuseppe, A. Perez-Leija, R. Keil, F. Dreisow, M. Heinrich, S. Nolte, A. Szameit, A. F. Abouraddy, D. N. Christodoulides, and B. E. A. Saleh, "Anderson localization in optical waveguide arrays with off-diagonal coupling disorder," *Opt. Express* **19**, 13636 (2011).
- 15) S. Stützer, Y. V. Kartashov, V. A. Vysloukh, A. Tünnermann, S. Nolte, M. Lewenstein, L. Torner, and A. Szameit, "Anderson cross-localization," *Opt. Lett.* **37**, 1715 (2012)
- 16) U. Naether, J. M. Meyer, S. Stützer, A. Tünnermann, S. Nolte, M. I. Molina, and A. Szameit, "Anderson localization in a periodic photonic lattice with a disordered boundary," *Opt. Lett.* **37**, 485 (2012).
- 17) Y. V. Kartashov, V. V. Konotop, V. A. Vysloukh, and L. Torner, "Light localization in nonuniformly randomized lattices," *Opt. Lett.* **37**, 286-288 (2012).
- 18) V. Folli and C. Conti, "Anderson localization in nonlocal nonlinear media," *Opt. Lett.* **37**, 332 (2012).
- 19) M. I. Molina, N. Lazarides, and G. P. Tsironis, "Optical surface modes in the presence of nonlinearity and disorder," *Phys. Rev. E* **85**, 017601 (2012).
- 20) D. M. Jović, M. R. Belić, and C. Denz, "Anderson localization of light at the interface between linear and nonlinear dielectric media with an optically induced photonic lattice," *Phys. Rev. A* **85**, 031801(R) (2012).
- 21) F. Lederer, G. I. Stegeman, D. N. Christodoulides, G. Assanto, M. Segev, and Y. Silberberg, "Discrete solitons in optics," *Phys. Rep.* **463**, 1 (2008).
- 22) Y. V. Kartashov, V. A. Vysloukh, and L. Torner, "Soliton shape and mobility control in optical lattices," *Prog. Opt.* **52**, 63 (2009).
- 23) N. K. Efremidis and K. Hizanidis, "Bandgap lattices: low index solitons and linear properties," *Opt. Express* **13**, 10571 (2005)
- 24) Y. V. Kartashov and V. A. Vysloukh, "Light tunneling inhibition in longitudinally modulated Bragg-guiding arrays," *Opt. Lett.* **35**, 2097 (2010).
- 25) D. E. Pelinovsky, A. A. Sukhorukov, and Y. S. Kivshar, "Bifurcations and stability of gap solitons in periodic potentials," *Phys. Rev. E* **70**, 036618 (2004).
- 26) J. M. Zeuner, M. C. Rechtsman, R. Keil, F. Dreisow, A. Tünnermann, S. Nolte, and A. Szameit, "Negative coupling between defects in waveguide arrays," *Opt. Lett.* **37**, 533 (2012)