

Dark Matter, Baryogenesis and Neutrino Oscillations from Right Handed Neutrinos

Laurent Canetti^a, Marco Drewes^{b,c}, Tibor Frossard^d, Mikhail Shaposhnikov^a

^a *ITP, EPFL, CH-1015 Lausanne, Switzerland*

^b *Institut für Theoretische Teilchenphysik und Kosmologie,
RWTH Aachen, D-52056 Aachen, Germany*

^c *Physik Department T31, Technische Universität München,
James Franck Straße 1, D-85748 Garching, Germany*

^d *Max-Planck-Institut für Kernphysik, Saupfercheckweg 1, 69117 Heidelberg, Germany*

Abstract

We show that, leaving aside accelerated cosmic expansion, all experimental data in high energy physics that are commonly agreed to require physics beyond the Standard Model can be explained when completing it by three right handed neutrinos that can be searched for using *current day experimental techniques*. The model that realizes this scenario is known as Neutrino Minimal Standard Model (ν MSM). In this article we give a comprehensive summary of all known constraints in the ν MSM, along with a pedagogical introduction to the model. We present the first complete quantitative study of the parameter space of the model where no physics beyond the ν MSM is needed to simultaneously explain neutrino oscillations, dark matter and the baryon asymmetry of the universe. This requires to track the time evolution of left and right handed neutrino abundances from hot big bang initial conditions down to temperatures below the QCD scale. We find that the interplay of resonant amplifications, CP-violating flavor oscillations, scatterings and decays leads to a number of previously unknown constraints on the sterile neutrino properties. We furthermore re-analyze bounds from past collider experiments and big bang nucleosynthesis in the face of recent evidence for a non-zero neutrino mixing angle θ_{13} . We combine all our results with existing constraints on dark matter properties from astrophysics and cosmology. Our results provide a guideline for future experimental searches for sterile neutrinos. A summary of the constraints on sterile neutrino masses and mixings has appeared in [1]. In this article we provide all details of our calculations and give constraints on other model parameters.

Contents

1	Introduction	3
2	The νMSM	5
2.1	Mass- and Flavor Eigenstates	5
2.2	Benchmark Scenarios	6
2.3	Effective Theory of Lepton Number Generation	7
2.4	Thermal History of the Universe in the ν MSM	8
2.5	Parameterization	11
2.6	“Fine Tunings” and the <i>Constrained νMSM</i>	13
2.6.1	Baryogenesis	14
2.6.2	Dark Matter Production	14
3	Experimental Searches and Astrophysical Bounds	16
3.1	Existing Bounds	16
3.1.1	Seesaw Partners N_2 and N_3	16
3.1.2	Dark Matter Candidate N_1	18
3.2	Future Searches	20
3.2.1	Dark Matter Candidate N_1	20
3.2.2	Seesaw Partners $N_{2,3}$	21
4	Kinetic Equations	22
4.1	Short derivation of the Kinetic Equations	22
4.2	Computation of the Rates	23
4.2.1	Baryogenesis	24
4.2.2	Dark Matter Production	25
5	Baryogenesis from Sterile Neutrino Oscillations	26
6	Late Time Lepton Asymmetry and Dark Matter Production	28
7	DM, BAU and Neutrino Oscillations in the νMSM	34
8	Conclusions and Discussion	36
A	Kinetic Equations	39
A.1	How to characterize the Asymmetries	39
A.2	Effective Kinetic Equations	41
A.3	The Effective Hamiltonian	43
A.3.1	Dispersive Part H	45
A.3.2	Dissipative Part Γ_N	47
A.3.3	The remaining Rates	48
A.4	Uncertainties	48
B	Connection to Pseudo-Dirac Base	49
C	How to characterize the lepton asymmetries	51
D	Low temperature Decay Rates for sterile Neutrinos	51
D.1	Semileptonic decay	52
D.2	Leptonic decay	52

1 Introduction

The Standard Model of particle physics (SM), together with the theory of general relativity (GR), allows to explain almost all phenomena observed in nature in terms of a small number of underlying principles - Poincaré invariance, gauge invariance and quantum mechanics - and a handful of numbers. In the SM these are 19 free parameters that can be chosen as three masses for the charged leptons, six masses, three mixing angles and one CP violating phase for the quarks, three gauge couplings, two parameters in the scalar potential and the QCD vacuum angle. Three leptons, the neutrinos, remain massless in the SM and appear only with left handed chirality. GR adds another two parameters to the barcode of nature, the Planck mass and the cosmological constant.

Despite its enormous success, we know for sure that the above is not a complete theory of nature for two reasons¹. On one hand, it treats gravity as a classical background for the SM, which is a quantum field theory. Such description necessarily breaks down at energies near the Planck scale M_P and has to be replaced by a theory of quantum gravity. We do not address this problem here, which is of little relevance for current and near-future experiments. On the other hand, the SM fails to explain a number of experimental facts. These are neutrino oscillations, the observed baryon asymmetry of the universe (BAU), the observed dark matter (DM) and the accelerated expansion of the universe today. In addition there is a number of cosmological problems (e.g. flatness and horizon problem). These can be explained by cosmic inflation, another phase of accelerated expansion in the universe’s very early history, for which the SM also cannot provide a mechanism. To date, these are the only confirmed empirical proofs of physics beyond the SM². In this article we argue that, leaving aside accelerated cosmic expansion, all of them may be explained by adding three right handed (sterile) neutrinos to the SM that can be found in experiments.

The model in which this possibility can be realized is known as *Neutrino minimal Standard Model* (ν MSM) [2, 3]. The ν MSM is an extension of the SM that aims to explain all experimental data with only minimal modifications. This in particular means that there is no modification of the gauge group, the number of fermion families remains unchanged and no new energy scale above the Fermi scale is introduced³. The matter content is, in comparison to the SM, complemented by three right handed counterparts to the observed neutrinos. These are singlet under all gauge interactions. Over the past years, different aspects of the ν MSM have been explored using cosmological, astrophysical and experimental constraints [1–3, 6–30]. Moreover, it was suggested that cosmic inflation [31–33] and the current accelerated expansion [34–37] may also be accommodated in this framework by modifications in the gravitational sector, which we will not discuss here⁴. However, though the abundances of dark and baryonic matter have been es-

¹We do not address theoretical issues of “aesthetic” nature such as fine tuning in the context of the hierarchy problem, the strong CP problem and the flavor structure. They may be interpreted as hints for new physics, but could also simply represent nature’s choice of parameters.

²We leave aside all experimental and observational anomalies that have not lead to a claim of detection of new physics, i.e. may be explained within the SM or by systematic errors. This includes the long standing problem of the muon magnetic moment, the inconclusive results of different direct DM searches as well as various anomalies of limited statistical significance.

³Because of this the technical hierarchy problem may be absent in the ν MSM because no new states with energies between the electroweak and the Planck scale are required [4, 5].

⁴Inflation can be realized without modification of the gravitational interaction by adding an extra scalar to the ν MSM [38] (see also [15, 39, 40]). This inflaton can be light enough to be detected in direct searches.

estimated individually in the framework of the ν MSM, to date it has not been verified that there is a range of right handed neutrino parameters for which they can be explained *simultaneously*, in particular for experimentally accessible sterile neutrinos. In this article we present detailed results of the first complete quantitative study to identify the range of parameters that allows to simultaneously explain neutrino oscillations, the observed DM density Ω_{DM} and the observed BAU [41], responsible for today's remnant baryonic density Ω_B . We in the following refer to this situation, in which no physics beyond the ν MSM is required to explain these phenomena, as **scenario I**. In this scenario DM is made of one of the right handed neutrinos, while the other two are responsible for baryogenesis and the generation of active neutrino masses. We also study systematically how the constraints relax if one allows the sterile neutrinos that compose DM to be produced by some mechanism beyond the ν MSM (**scenario II**). Finally, we briefly comment on a **scenario III**, in which the ν MSM is a theory of baryogenesis and neutrino oscillations only, with no relation to DM. A more precise definition of these scenarios is given in section 2.2. Only scenarios I and II are studied in this article, which is devoted to the ν MSM as the common origin of DM, neutrino masses and the BAU. While scenario II has previously been studied in [22], the constraints coming from the requirement to thermally produce the observed Ω_{DM} in scenario I are calculated for the first time in this work. We combine our results with bounds coming from big bang nucleosynthesis (BBN) and direct searches for sterile neutrinos, which we re-derived in the face of recent data from neutrino experiments (in particular $\theta_{13} \neq 0$).

Centerpiece of our analysis is the study of all lepton numbers throughout the evolution of the early universe. As will be explained below, in the ν MSM lepton asymmetries are crucial for both, baryogenesis and DM production. We determine the time evolution of left and right handed neutrino abundances for a wide range of sterile neutrino parameters from hot big bang initial conditions at temperatures $T \gg T_{EW} \sim 200$ GeV down to temperatures below the QCD scale by means of effective kinetic equations. They incorporate various effects, including thermal production of sterile neutrinos from the primordial plasma, coherent oscillations, back reaction, washouts, resonant amplifications, decoherence, finite temperature corrections to the neutrino properties and the change in effective number of degrees of freedom in the SM background. Many of these were only roughly estimated or completely neglected in previous studies. The various different time scales appearing in the problem make an analytic treatment or the use of a single CP-violating parameter impossible in most of the parameter space. Most of our results are obtained numerically. However, the parametric dependence on the experimentally relevant parameters (sterile neutrino masses and mixings) can be understood in a simple way. Furthermore, we discover a number of tuning conditions that can be understood analytically and allow to reduce the dimensionality of the parameter space.

We find that there exists a considerable fraction of the ν MSM parameter space in which the model can simultaneously explain neutrino oscillations, dark matter and the baryon asymmetry of the universe. This includes a range of masses and couplings for which the right handed neutrinos can be found in laboratory experiments [16]. The main results of our study, constraints on sterile neutrino masses and mixings, have previously been presented in [1]. In this article we give details of our calculation and constraints on other model parameters, which are not discussed in [1].

The remainder of this article is organized as follows. In Section 2 we overview the ν MSM, its parametrization, and describe the universe history in its framework, including baryogenesis and dark matter production. In Section 3 we discuss different experimental and cosmological bounds on the properties of right-handed neutrinos in the ν MSM. In Section 4 we formulate the kinetic equations which are used to follow the time evolution of sterile neutrinos and active neutrino

flavors in the early universe. In Section 5 we present our results on baryogenesis in scenario II. In Section 6 we study the generation of lepton asymmetries at late times, essential for thermal dark matter production in the ν MSM. In Section 7 we combine the constraints of the two previous Sections and define the region of parameters where scenario I can be realized, i.e. the ν MSM explains simultaneously neutrino masses and oscillations, dark matter, and baryon asymmetry of the universe. In Section 8 we present our conclusions. In a number of appendices we give technical details on kinetic equations (A), on the parametrization of the ν MSM Lagrangian (B), on different notations to describe lepton asymmetries (C) and on the decay rates of sterile neutrinos (D).

2 The ν MSM

The ν MSM is described by the Lagrangian

$$\begin{aligned} \mathcal{L}_{\nu\text{MSM}} = \mathcal{L}_{SM} + i\overline{\nu}_R \not{\partial} \nu_R - \overline{L}_L F \nu_R \tilde{\Phi} - \overline{\nu}_R F^\dagger L_L \tilde{\Phi}^\dagger \\ - \frac{1}{2} (\overline{\nu}_R^c M_M \nu_R + \overline{\nu}_R M_M^\dagger \nu_R^c). \end{aligned} \quad (1)$$

Here we have suppressed flavor and isospin indices. \mathcal{L}_{SM} is the Lagrangian of the SM. F is a matrix of Yukawa couplings and M_M a Majorana mass term for the right handed neutrinos ν_R . $L_L = (\nu_L, e_L)^T$ are the left handed lepton doublets in the SM and Φ is the Higgs doublet. We chose a basis where the charged lepton Yukawa couplings and M_M are diagonal. The Lagrangian (1) is well-known in the context of the seesaw mechanism for neutrino masses [42] and leptogenesis [43]. While the eigenvalues of M_M in most models are related to an energy scale far above the electroweak scale, it is a defining assumption of the ν MSM that the observational data can be explained without involvement of any new scale above the Fermi one.

2.1 Mass- and Flavor Eigenstates

For temperatures $T < M_W$ below the mass of the W-boson we can in good approximation replace the Higgs field Φ by its vacuum expectation value $v = 174$ GeV. Then (1) can be written as

$$\begin{aligned} \mathcal{L} = \mathcal{L}_{SM} + i\overline{\nu}_{R,I} \not{\partial} \nu_{R,I} - (m_D)_{\alpha I} \overline{\nu}_{L,\alpha} \nu_{R,I} - (m_D^*)_{\alpha I} \overline{\nu}_{R,I} \nu_{L,\alpha} \\ - \frac{1}{2} ((M_M)_{IJ} \overline{\nu}_{R,I}^c \nu_{R,J} + (M_M)^*_{IJ} \overline{\nu}_{R,I} \nu_{R,J}^c) \end{aligned} \quad (2)$$

with the Dirac mass matrix $m_D = Fv$. When the eigenvalues of M_M are much larger than those of m_D , the seesaw mechanism naturally leads to light active and heavy sterile neutrinos. This hierarchy is realized in the ν MSM.

In vacuum there are two sets of mass eigenstates; on one hand *active neutrinos* ν_i with masses m_i , which are mainly mixings of the SU(2) charged fields ν_L ,

$$P_L \nu_i = \left(U_\nu^\dagger \left(\left(1 - \frac{1}{2} \theta \theta^\dagger \right) \nu_L - \theta \nu_R^c \right) \right)_i, \quad (3)$$

with $\theta_{\alpha I} = (m_D M_M^{-1})_{\alpha I}$, and on the other hand *sterile neutrinos*⁵ N_I with masses M_I , which are mainly mixings of the singlet fields ν_R ,

$$P_R N_I = \left(U_N^\dagger \left(\left(\mathbb{1} - \frac{1}{2} \theta^T \theta^* \right) \nu_R + \theta^T \nu_L^c \right) \right)_I. \quad (4)$$

⁵In [6] the notation is slightly different and the letter “ N_I ” does not denote mass eigenstates.

Here $P_{R,L}$ are chiral projectors and N_I (ν_i) are Majorana spinors, the left chiral (right chiral) part of which is fixed by the Majorana relations $N_I^c = N_I$ and $\nu_i = \nu_i^c$. The matrix U_N diagonalises the sterile neutrino mass matrix M_N defined below. The entries of the matrix θ determine the active-sterile mixing angles.

The neutrino mass matrix can be block diagonalized. At leading order in the Yukawa couplings F one obtains the mass matrices

$$m_\nu = -\theta M_M \theta^T, \quad (5)$$

$$M_N = M_M + \frac{1}{2}(\theta^\dagger \theta M_M + M_M^T \theta^T \theta^*) . \quad (6)$$

The mass matrices m_ν and M_N are not diagonal and lead to neutrino oscillations. While there is very little mixing between active and sterile flavors at all temperatures of interest, the oscillations between sterile neutrinos can be essential for the generation of a lepton asymmetry. m_ν can be parameterized in the usual way by active neutrino masses, mixing angles and phases, $m_\nu = U_\nu \text{diag}(m_1, m_2, m_3) U_\nu^T$. In the basis where the charged lepton Yukawas are diagonal, U_ν is identical to the Pontecorvo-Maki-Nakagawa-Sakata (PMNS) lepton mixing matrix.

The physical sterile neutrino masses M_I are given by the eigenvalues of $M_N^\dagger M_N$. In the seesaw limit M_N is almost diagonal and they are very close to the entries of M_M . We nevertheless need to keep terms $\mathcal{O}(\theta^2)$ because the masses M_2 and M_3 are degenerate in the ν MSM, see section 2.6, and the mixing of the sterile neutrinos $N_{2,3}$ amongst each other may be large despite the seesaw-hierarchy⁶. This mixing is given by the matrix U_N , which can be seen as analogue to U_ν . It is worth noting that due to (6) the matrix U_N is real at this order in F . The experimentally relevant coupling between active and sterile species is given by the matrix Θ with⁷

$$\Theta_{\alpha I} \equiv (\theta U_N)_{\alpha I} = (m_D M_M^{-1} U_N)_{\alpha I}. \quad (7)$$

In practice, experiments to date cannot distinguish the sterile flavors and are only sensitive to the quantities

$$U_\alpha^2 \equiv \sum_I \Theta_{\alpha I} \Theta_{\alpha I}^* = \sum_I \theta_{\alpha I} \theta_{\alpha I}^*. \quad (8)$$

Therefore U_N , and hence the sterile-sterile mixing and the coupling of individual sterile flavors to the SM, cannot be probed in direct searches.

2.2 Benchmark Scenarios

The notation introduced above allows to define the scenarios I-III introduced in the introduction more precisely.

- In **scenario I** no physics beyond the ν MSM is needed to explain the observed Ω_{DM} , neutrino masses and Ω_B . DM is composed of thermally produced sterile neutrinos N_1 . N_2 and N_3 generate active neutrino masses via the seesaw mechanism, and their CP-violating oscillations produce lepton asymmetries in the early universe. The effect of N_1 on neutrino masses and lepton asymmetry generation is negligible because its Yukawa couplings $F_{\alpha 1}$ are

⁶It turns out that the region where U_N is close to identity phenomenologically is the most interesting, see section 2.6.

⁷The fact that matrix appearing in (4) is $U_N^\dagger \theta^T = (\theta^* U_N)^\dagger$ rather than $\Theta^\dagger = U_N^\dagger \theta^\dagger$ is due to the fact that the N_I couple to $\nu_{L,\alpha}$, but overlap with $\nu_{L,\alpha}^c$.

constrained to be tiny by the requirement to be a viable DM candidate, c.f. section 3.1.2. The lepton asymmetries produced by $N_{2,3}$ are crucial on two occasions in the history of the universe: On one hand the asymmetries generated at early times ($T \gtrsim 140$ GeV) are responsible for the generation of a BAU via flavored leptogenesis, on the other hand the late time asymmetries ($T \sim 100$ MeV) strongly affect the rate of thermal N_1 production. Due to the latter the requirement to produce the observed Ω_{DM} imposes indirect constraints on the particles $N_{2,3}$. These are determined in sections 6 and 7 and form the main result of our study.

- In **scenario II** the roles of $N_{2,3}$ and N_1 are the same as in scenario I, but we assume that DM was produced by some unknown mechanism beyond the ν MSM. The astrophysical constraints on the N_1 mass and coupling equal those in scenario I. $N_{2,3}$ are again required to generate the active neutrino masses via the seesaw mechanism and to produce sufficient flavored lepton asymmetries at $T \sim 140$ MeV to explain the BAU. However, there is no need for a large late time asymmetry. This considerably relaxes the bounds on $N_{2,3}$. Scenario II is studied in detail in section 5.
- In **scenario III** the ν MSM is not required to explain DM, i.e. it is considered to be a theory of neutrino masses and low energy leptogenesis only. Then all three N_I can participate in the generation of lepton asymmetries. This makes the parameter space for baryogenesis considerably bigger than in scenarios I and II, including new sources of CP violation. We do not study scenario III in this work, some aspects are discussed in [30].

2.3 Effective Theory of Lepton Number Generation

In scenarios I and II the lightest sterile neutrino N_1 is a DM candidate. In this article we focus on those two scenarios. If N_1 is required to compose all observed DM, its mass M_1 and mixing are constrained by observational data, see section 3. Its mixing is so small that its effect on the active neutrino masses is negligible. Note that this implies that one active neutrino is much lighter than the others (with mass smaller than $\mathcal{O}(10^{-5})$ eV [2]). Finding three massive active neutrinos with degenerate spectrum would exclude the ν MSM with three sterile neutrinos as common and only origin of active neutrino oscillations, dark matter and baryogenesis. N_1 also does not contribute significantly to the production of a lepton asymmetry at any time. This process can therefore be described in an effective theory with only two sterile flavors $N_{2,3}$. In the following we will almost exclusively work in this framework. To simplify the notation, we will use the symbols M_N and U_N for both, the full (3×3) mass matrix and mixing matrices defined above and the (2×2 and 3×2) sub-matrices that only involve the sterile flavors $I = 2, 3$, which appear in the effective theory. The mixing between N_1 and $N_{2,3}$ is negligible due to the smallness of $F_{\alpha 1}$, which is enforced by the seesaw relation (5) and the observational bounds on M_1 summarized in Section 3.1.2. The effective $N_{2,3}$ mass matrix can be written as

$$M_N = M \mathbb{1}_{2 \times 2} + \Delta M \sigma_3 + M^{-1} \text{Re}(m_D^\dagger m_D), \quad (9)$$

where σ_3 is the third Pauli matrix and we chose the parameterization $M_M = \text{diag}(M - \Delta M, M + \Delta M)$. This equality holds because we chose M_M real and diagonal. The physical masses M_2 and

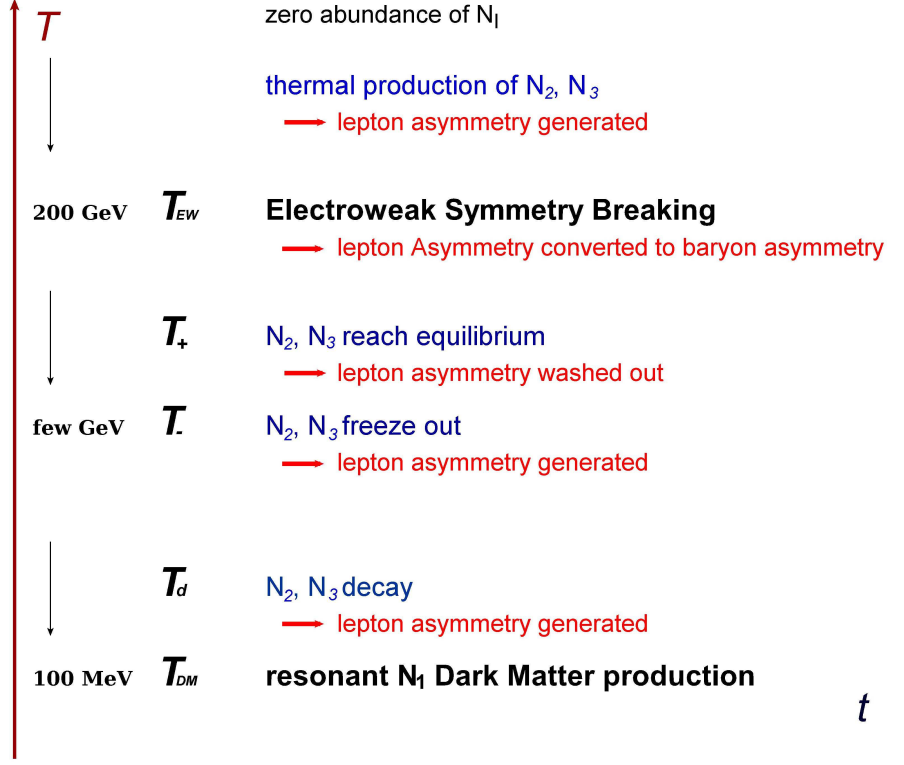


Figure 1: The thermal history of the universe in the ν MSM.

M_3 are given by the eigenvalues of M_N . They read

$$M_{2,3} = \bar{M} \pm \delta M \quad (10)$$

$$\bar{M} = M + \frac{1}{2M} \text{Re} \left(\text{tr} \left(m_D^\dagger m_D \right) \right) \quad (11)$$

$$(\delta M)^2 = \left(\frac{1}{2M} \left(\text{Re} \left(m_D^\dagger m_D \right)_{33} - \text{Re} \left(m_D^\dagger m_D \right)_{22} \right) + \Delta M \right)^2 + \frac{1}{M^2} \text{Re} \left(m_D^\dagger m_D \right)_{23}^2. \quad (12)$$

For all parameter choices we are interested in $\bar{M} \simeq M$ holds in very good approximation. The masses $M_{2,3}$ are too big to be sensitive to loop corrections. In contrast, the splitting δM can be considerably smaller than the size of radiative corrections to $M_{2,3}$ [44]. The above expressions have a different shape than those given in [6] because we use a different base in flavor space, see appendix B.

These above formulae hold for the (zero temperature) masses in the microscopic theory. At finite temperature the system is described by a thermodynamical ensemble, the properties of which can usually be described in terms of quasiparticles with temperature dependent dispersion relations. We approximate these by temperature dependent “thermal masses”.

2.4 Thermal History of the Universe in the ν MSM

Apart from the very weakly coupled sterile neutrinos, the matter content of the ν MSM is the same as that of the SM. Therefore the thermal history of the universe during the radiation dominated

era is similar in both models. Here we only point out the differences that arise due to the presence of the fields ν_R , see figure 1. They couple to the SM only via the Yukawa matrices F , which are constrained by the seesaw relation. For sterile neutrino masses below the electroweak scale, the abundances are too small to affect the entropy during the radiation dominated era significantly. However, the additional sources of CP-violation contained in them have a huge effect on the lepton chemical potentials in the plasma.

Baryogenesis The ν MSM adds no new degrees of freedom to the SM above the electroweak scale. As a consequence of the smallness of the Yukawa couplings F , the N_I are produced only in negligible amounts during reheating [32]. Therefore the thermal history for $T \gg T_{EW}$ closely resembles that in the SM⁸. The sterile neutrinos have to be produced thermally from the primordial plasma in the radiation dominated epoch. During this non-equilibrium process, all Sakharov conditions [45] are fulfilled: Baryon number is violated by SM sphalerons [46], and the oscillations amongst the sterile neutrinos violate CP [47]. Source of this CP-violation are the complex phases in the Yukawa couplings $F_{\alpha I}$. Due to the Majorana mass M_M neither the individual (active) leptonic currents, defined in (93) and (94), nor the total lepton number are strictly conserved. However, for $T \gg M$ the effect of the Majorana masses is negligible. Though the neutrinos are Majorana particles, one can define *neutrinos* and *antineutrinos* as the two helicity states, transitions between which are suppressed at $T \gg M$. We will in the following always use the terms “neutrinos” and “antineutrinos” in this sense.

In scenarios I and II the abundance of N_1 remains negligible until $T \sim 100$ MeV because of the smallness of its coupling that is required to be in accord with astrophysical bounds on DM, see Section 3.1.2. $N_{2,3}$, on the other hand, are produced efficiently in the early universe. During this process flavored “lepton asymmetries” can be generated [47]. $N_{2,3}$ reach equilibrium at a temperature T_+ [6]. Though the total lepton number (93) at $T_+ \gg M$ is very small, there are asymmetries in the above helicity sense in the individual active and sterile flavors. Sphalerons, which only couple to the left chiral fields, can convert them into a baryon asymmetry. The washout of lepton asymmetries becomes efficient at $T \lesssim T_+$. It is a necessary condition for baryogenesis that this washout has not erased all asymmetries at T_{EW} , which is fulfilled for $T_+ \gtrsim T_{EW}$. The BAU at $T \sim T_{EW}$ can be estimated by today’s baryon to photon ratio, see [41] for a recent review. A precise value can be obtained by combining data from the cosmic microwave background and large scale structure [48],

$$\eta_B = (6.160 \pm 0.148) \cdot 10^{-10}. \quad (13)$$

The parameter η_B is related to the remnant density of baryons Ω_B , in units of the critical density, by $\Omega_B \simeq \eta_B / (2.739 \cdot 10^{-8} h^2)$, where h parameterizes today’s Hubble rate $H_0 = 100h$ (km/s)/Mpc. In order to generate this asymmetry, the effective (thermal) masses $M_2(T)$ and $M_3(T)$ of the sterile neutrinos in the plasma need to be quasi-degenerate at $T \gtrsim T_{EW}$, see section 2.6.

After N_2 and N_3 reach equilibrium, the lepton asymmetries are washed out. This washout takes longer than the kinetic equilibration, but it was been estimated in [6] that no asymmetries survive until $N_{2,3}$ -freezeout at $T = T_-$. In [49] it has been suggested that some asymmetry may

⁸If a non-minimal coupling of the Higgs field Φ to gravity is introduced in the ν MSM, Φ can play the role of the inflaton. Though this way no fields are added, the thermal history at very early times (during reheating) changes due to a non-minimal coupling to curvature, see [32]. Here we assume an initial state without N_I at $T \gg T_{EW}$.

be protected from this washout by the chiral anomaly, which transfers them into magnetic fields. Here we take the most conservative approach and assume that no asymmetry survives between T_+ and T_- . Around $T = T_-$, the interactions that keep $N_{2,3}$ in equilibrium become inefficient. During the resulting freezeout the Sakharov conditions are again fulfilled and a new asymmetries are generated. Even later, a final contribution to the lepton asymmetries are added when the unstable particles $N_{2,3}$ decay at a temperature T_d .

DM production The abundance of the third sterile neutrino N_1 in scenario I remains below equilibrium at all times due to its small Yukawa coupling. In absence of chemical potentials, the thermal production of these particles (*Dodelson-Widrow mechanism* [50]) is not sufficient to explain all dark matter as relic N_1 abundance if the observational bounds summarized in section 3 are taken into consideration. However, in the presence of a lepton asymmetry in the primordial plasma, the dispersion relations of active and sterile neutrinos are modified by the Mikheyev-Smirnov-Wolfenstein effect (MSW effect) [51]. The thermal mass of the active neutrinos can be large enough to cause a level crossing between the dispersion relation for active and sterile flavors at T_{DM} , resulting in a resonantly enhanced production of N_1 [19] (resonant or *Shi-Fuller mechanism* [52]). This mechanism requires a lepton asymmetry $|\mu_\alpha| \gtrsim 8 \cdot 10^{-6}$ to be efficient enough to explain the entire observed dark matter density Ω_{DM} in terms of N_1 relic neutrinos [19]. Here we have characterized the asymmetry by⁹

$$\mu_\alpha = \frac{n_\alpha}{s}, \quad (14)$$

where s is the entropy density of the universe and n_α the total number density (particles minus antiparticles) of active (SM) leptons of flavor α . The relations between μ_α defined in (14) and other ways to characterize the asymmetry (e.g. the chemical potential) are given in appendix C.

Cosmological constraints Thus, in scenario I there are two cosmological requirements related to the lepton asymmetry that have to be fulfilled to produce the correct Ω_B and Ω_{DM} within the ν MSM:

- i) $\mu_\alpha \sim 10^{-10}$ at $T_{EW} \sim 200$ GeV for successful baryogenesis and
- ii) $|\mu_\alpha| > 8 \cdot 10^{-6}$ at T_{DM} for dark matter production.

In scenarios I and II the asymmetry generation in both cases relies on a resonant amplification and quasi-degeneracy of M_2 and M_3 , which we discuss in section 2.6. This may be considered as *fine tuning*. On the other hand, the fact that the BAU (and thus the baryonic matter density Ω_B) and DM production in the SM both rely on essentially the same mechanism may be considered as a hint for an explanation for the apparent coincidence $\Omega_B \sim \Omega_{DM}$, though the connection is not obvious as Ω_B and Ω_{DM} also depend on other parameters.

In scenario II only the condition i) applies. The resulting constraints on the $N_{2,3}$ properties have been studied in detail in [22]. In section 5 we update this analysis in the face of recent data from neutrino experiments, in particular evidence for an active neutrino mixing angle $\theta_{13} \neq 0$ [53–55]. In section 6 we include the second condition and study which additional constraints come from the requirement $|\mu_\alpha| > 8 \cdot 10^{-6}$ at T_{DM} . Previous estimates suggest $T_{DM} \sim 100$

⁹Note that μ_α is not a chemical potential, but an abundance (or yield). We chose the symbol μ for notational consistency with [6]. The relation of μ_α to the lepton chemical potential μ_α is given in appendix C.

MeV $\lesssim T_{QCD}$ [19] and $T_- < M_W$ [6, 21], where M_W is the mass of the W -boson and T_{QCD} the temperature at which quarks form hadrons.

Though we are concerned with the conditions under which N_1 can explain all observed dark matter, the N_1 will not directly enter our analysis because the lepton asymmetry that is necessary for resonant N_1 production in scenario I is created by $N_{2,3}$. Instead, we derive constraints on the properties of $N_{2,3}$, which can be searched for in particle colliders. N_1 , in contrast, cannot be detected directly in the laboratory due to its small coupling. However, the N_1 parameter space is constrained from all sides by indirect observations including structure formation, Ly $_{\alpha}$ forest, X-rays and phase space analysis, see section 3.

2.5 Parameterization

Adding k flavors of right handed neutrinos to the SM with three active neutrinos extends the parameter space of the model by $7k - 3$ parameters. In the ν MSM $k = 3$, thus there are 18 parameters in addition to those of the SM. These can be chosen as the masses m_i and M_I of the three active and three sterile neutrinos, respectively, and three mixing angles as well as three phases in each of the mixing matrices U_{ν} and U_N that diagonalize m_{ν} and M_N , respectively.

In the following we consider an effective theory with only two right handed neutrinos, which is appropriate to describe the generation of lepton asymmetries in scenarios I and II. After dropping N_1 from the Lagrangian (2), the effective Lagrangian contains 11 new parameters in addition to the SM. 7 of them are related to the active neutrinos. In the standard parametrization they are two masses m_i (one active neutrino has a negligible mass), three mixing angles θ_{ij} , a Dirac phase δ and a Majorana phase ϕ . They can at least in principle be measured in active neutrino experiments. The remaining four are related to sterile neutrino properties. In the common Casas-Ibarra parametrization [56] two of them are chosen as M_2, M_3 . The last two are the real and imaginary part of a complex angle ω ¹⁰. The Yukawa coupling is written as

$$F = U_{\nu} \sqrt{m_{\nu}^{\text{diag}}} \mathcal{R} \sqrt{M_M}, \quad (15)$$

where $m_{\nu}^{\text{diag}} = \text{diag}(m_1, m_2, m_3)$. For normal hierarchy of active neutrino masses ($m_1 \simeq 0$) \mathcal{R} is given by

$$\mathcal{R} = \begin{pmatrix} 0 & 0 \\ \cos(\omega) & \sin(\omega) \\ -\xi \sin(\omega) & \xi \cos(\omega) \end{pmatrix} \text{ normal hierarchy} \quad (16)$$

while for inverted hierarchy ($m_3 \simeq 0$) it reads

$$\mathcal{R} = \begin{pmatrix} \cos(\omega) & \sin(\omega) \\ -\xi \sin(\omega) & \xi \cos(\omega) \\ 0 & 0 \end{pmatrix} \text{ inverted hierarchy,} \quad (17)$$

where $\xi = \pm 1$. The matrix U_{ν} can be parameterized as

$$U_{\nu} = V_{23} U_{\delta} V_{13} U_{-\delta} V_{12} \text{diag}(e^{i\alpha_1/2}, e^{i\alpha_2/2}, 1) \quad (18)$$

¹⁰Note that F as a polynomial in $z = e^{i\omega}$ only contains terms of the powers z and $1/z$.

$m_{\text{sol}}^2 [\text{eV}^2]$	$m_{\text{atm}}^2 [\text{eV}^2]$	$\sin^2 \theta_{12}$	$\sin^2 \theta_{13}$	$\sin^2 \theta_{23}$
$7.58 \cdot 10^{-5}$	$2.35 \cdot 10^{-3}$	0.306	0.021	0.42

Table 1: Neutrino masses and mixings as found in [57]. We parameterize the masses m_i according to $m_1 = 0$, $m_2^2 = m_{\text{sol}}^2$, $m_3^2 = m_{\text{atm}}^2 + m_{\text{sol}}^2/2$ for normal hierarchy and $m_1^2 = m_{\text{atm}}^2 - m_{\text{sol}}^2/2$, $m_2^2 = m_{\text{atm}}^2 + m_{\text{sol}}^2/2$, $m_3 = 0$ for inverted hierarchy. Using the values for θ_{13} found more recently in [55, 58] has no visible effect on our results.

with $U_{\pm\delta} = \text{diag}(e^{\mp i\delta/2}, 1, e^{\pm i\delta/2})$ and

$$V_{23} = \begin{pmatrix} 1 & 0 & 0 \\ 0 & c_{23} & s_{23} \\ 0 & -s_{23} & c_{23} \end{pmatrix}, \quad V_{13} = \begin{pmatrix} c_{13} & 0 & s_{13} \\ 0 & 1 & 0 \\ -s_{13} & 0 & c_{13} \end{pmatrix}, \quad V_{12} = \begin{pmatrix} c_{12} & s_{12} & 0 \\ -s_{12} & c_{12} & 0 \\ 0 & 0 & 1 \end{pmatrix}, \quad (19)$$

where c_{ij} and s_{ij} stand for $\cos(\theta_{ij})$ and $\sin(\theta_{ij})$, respectively, and α_1 , α_2 and δ are the CP-violating phases. For normal hierarchy the Yukawa matrix F only depends on the phases α_2 and δ , for the inverted hierarchy, it depends on δ and the difference $\alpha_1 - \alpha_2$. This is because N_1 has no measurable effect on neutrino masses due to $M_1 \ll M_{2,3}$. In practice we will use the following parameters: two active neutrino masses m_i , five parameters in the active mixing matrix (three angles, one Dirac phase, one Majorana phase), the average physical sterile neutrino mass $\bar{M} = (M_1 + M_2)/2 \simeq M$, the mass splitting ΔM .

The masses and mixing angles of active neutrinos have been measured (the absolute mass scale is fixed as the lightest active neutrino is almost massless in scenarios I and II). We use the experimental values obtained from the global fit published in reference [57] in all calculations, which are summarized in table 1. Shortly after we finished our numerical studies, the mixing angle θ_{13} was measured by the Daya Bay [55] and RENO [58] collaborations. The values found there slightly differ from the one given in [57], see also [59]. We checked that the effect of using one or the other value on the generated asymmetries is negligible, which justifies to use the self-consistent set of parameters given in table 1. The remaining parameters can be constrained in decays of sterile neutrinos in the laboratory.

It is one of the main goals of this article to impose bounds on them to provide a guideline for experimental searches. In order to identify the interesting regions in parameter space we proceed as follows. We neglect ΔM in (15), but of course keep it in the effective Hamiltonian introduced in section 4. This is allowed in the region $\Delta M \ll M$, which we consider in this work. Unless stated differently, we always allow the CP-violating Majorana and Dirac phases to vary. We then numerically determine the values that maximize the asymmetry and fix them to those. In section 5, where we study the condition i) for baryogenesis, we apply the same procedure to ω . On the other hand, the requirement ii), necessary to explain Ω_{DM} in scenario I, almost fixes the parameter $\text{Re}\omega$ to a multiple of $\pi/2$ ¹¹. In section 6 we therefore fix $\text{Re}\omega = \pi/2$.

The remaining parameters ξ , M , ΔM and $\text{Im}\omega$ contain a redundancy. For $\Delta M \ll M$ changing simultaneously the signs of ξ , ΔM and $\text{Im}\omega$ along with the transformation $\text{Re}\omega \leftrightarrow \pi - \text{Re}\omega$ corresponds to swapping the names of N_2 and N_3 . To be definite, we always chose $\xi = 1$ and consider both signs of $\text{Im}\omega$. Our main results consist of bounds on the parameters M , $\text{Im}\omega$ and ΔM .

¹¹This is explained in section 2.6.

For experimental searches the most relevant properties of the sterile neutrinos are the mass $\bar{M} \simeq M$ and their mixing with active neutrinos. We therefore also present our results in terms of M , the physical mass splitting δM and

$$U^2 \equiv \text{tr}(\Theta^\dagger \Theta) = \text{tr}(\theta^\dagger \theta) = \sum_{\alpha} U_{\alpha}^2, \quad (20)$$

where Θ and U_{α}^2 are given by (7) and (8), respectively. U^2 measures the mixing between active and sterile species. δM and U^2 can, however, not be mapped on parameters in the Lagrangian in a unique way; there exists more than one choice of ω leading to the same U^2 .

2.6 “Fine Tunings” and the *Constrained ν MSM*

In most models that incorporate the seesaw mechanism the eigenvalues of M_M are much larger than the scale of electroweak symmetry breaking. It is a defining feature of the ν MSM that all experimental data can be explained without introduction of such a new scale. In order to keep the sterile neutrino masses below the electroweak scale and the active neutrino masses in agreement with experimental constraints, the Yukawa couplings F have to be very small. As a consequence of this, the thermal production rates for lepton asymmetries are also very small unless they are resonantly amplified. In scenarios I and II this requires a small mass splitting between M_2 and M_3 . This can either be viewed as “fine tuning” or be related to a new symmetry [6, 10]. In the following we focus on these two scenarios, I and II. We do not discuss the origin of the small mass splitting here, but only list the implications¹².

Fermionic dispersion relations in a medium can have a complicated momentum dependence. In the following we make the simplifying assumption that all neutrinos have hard spacial momenta $\bar{p} \sim T$ and parameterize the effect of the medium by a temperature dependent quasiparticle mass matrix $M_N(T)$,¹³ which we define as $M_N(T)^2 = H^2 - \bar{p}^2$ at $|\mathbf{p}| = \bar{p} \sim T$. Here H is the dispersive part of the temperature dependent effective Hamiltonian given in the appendix, cf. (80). The general structure of $M_N(T)$ is rather complicated, but we are only interested in the regimes $T \lesssim M$ (DM production) and $T > T_{EW}$ (baryogenesis). Analogue to the vacuum notation in (10)-(12), we refer to the temperature dependent eigenvalues of $M_N(T)$ as $M_1(T)$ and $M_2(T)$, their average as $\bar{M}(T)$ and their splitting as $\delta M(T)$. Though N_I are the fields whose excitations correspond to mass eigenstates in the microscopic theory, the mass matrix $M_N(T)$ in the effective quasiparticle description is not necessarily diagonal in the N_I -basis for $T \neq 0$. The effective physical mass splitting $\delta M(T)$ depends on T in a non-trivial way. This dependence is essential in the regime $\bar{M}(T) \gg \delta M(T)$, which we are mainly interested in. In principle also $\bar{M}(T)$ depends on temperature, but this dependence is practically irrelevant and replacing $\bar{M}(T)$ by M at all temperatures of consideration does not cause a significant error.

There are three contributions to the temperature dependent physical mass splitting: The splitting ΔM that appears in the Lagrangian, the Dirac mass $m_D(T) = Fv(T)$ that is generated

¹²As far as this work is concerned the sterile neutrino mass spectrum in the ν MSM follows from the requirement to simultaneously explain Ω_B and Ω_{DM} . It is in accord with the principle of minimality and the idea to explain new physics without introduction of a new scale (above the electroweak scale). In this work we do not discuss a possible origin of the mass spectrum and flavor structure in the SM and ν MSM, which to date is purely speculative. Some ideas on the origin of a low seesaw scale can be found in [60–71], see also [72]. Some speculations on the small mass splitting have been made in [6, 10, 44, 73]. A similar spectrum has been considered in a supersymmetric theory in [74].

¹³See e.g. [75–78] for a discussion of the quasiparticle description.

by the coupling to the Higgs condensate and thermal masses due to forward scattering in the plasma, including Higgs particle exchange¹⁴. The interplay between the different contributions leads to non-trivial effects as the temperature changes.

2.6.1 Baryogenesis

For successful baryogenesis it is necessary to produce a lepton asymmetry of $\mu_\alpha \sim 10^{-10}$ at $T \gtrsim T_+$ that survives until T_{EW} and is partly converted into a baryon asymmetry by sphalerons, see condition i). In this work we focus on scenarios I and II, in which only two sterile neutrinos $N_{2,3}$ are involved in baryogenesis. In these scenarios baryogenesis is only possible if the physical mass splitting is sufficiently small ($\delta M(T) \ll M$) and leads to a resonant amplification. On the other hand it should be large enough for the sterile neutrinos to perform at least one oscillation. Thus, baryogenesis is most efficient if it is of the same order of magnitude as the relaxation rate (or thermal damping rate) at $T \gtrsim T_+$,

$$\delta M(T) \sim (\Gamma_N)(T)_{IJ}. \quad (21)$$

Here Γ_N is the temperature dependent dissipative part of the effective Hamiltonian that appears in the kinetic equations given in section 4; it is defined in appendix A.3.2 and calculated in section 4.2. It is essentially given by the sterile neutrino thermal width. However, (21) only provides a rule of thumb to identify the region where baryogenesis is most efficient. Numerical studies in section 5 show that the observed BAU can be explained even far away from this point, for $M \gg \delta M(T) \gg \Gamma_N(T)$. Thus, the mass degeneracy $\delta M(T) \ll M$ is the only serious tuning required in scenario II. In [30] it has been found that no such mass degeneracy is required in scenario III.

2.6.2 Dark Matter Production

In scenario I N_1 dark matter has to be produced thermally from the primordial plasma [50]. In absence of chemical potentials, the resulting spectrum of N_1 momenta has been determined in [24]. State of the art X-ray observations, structure formations and Ly α forest observations suggest that this production mechanism is not sufficient to explain Ω_{DM} because the required N_1 mass and mixing are astrophysically excluded [21, 79]. However, in the presence of a lepton chemical potential, the dispersion relation for active neutrinos is modified due to the MSW effect. If the chemical potential is large enough, this can lead to a level crossing between active and sterile neutrinos, resulting in a resonant amplification of the N_1 production rate [52]. The full dark matter spectrum is a superposition of a smooth distribution from the non-resonant production and a non-thermal spectrum with distinct peaks at low momenta from resonant mechanism. In order to explain all observed dark matter by N_1 neutrinos, lepton asymmetries $|\mu_\alpha| \sim 8 \cdot 10^{-6}$ are required at $T_{DM} \sim 100$ MeV [19]. This is the origin of the condition ii) already formulated in section 2.4. Again the resonance condition (21) indicates the region where the asymmetry production is most efficient. For $T_d, T_- \ll T_{EW}$ it imposes a much stronger constraint on the mass splitting than during baryogenesis because the thermal rates Γ_N are much smaller.

The asymmetries μ_α can be created in two different ways, either during the freezeout of $N_{2,3}$ around $T \sim T_-$ or in their decay at $T \sim T_d$. During these processes we can use the vacuum value for v . As discussed in appendix A.3.1, the temperature dependence of $\delta M(T)$ is weak for

¹⁴We ignore the running of the mass parameters, which has been studied in [44].

$T < T_-$. The rates, on the other hand, still depend rather strongly on temperature, thus it is usually not possible to fulfill the requirement (21) at $T = T_-$ and $T = T_d$ simultaneously. Therefore one can distinguish two scenarios: the asymmetry generation is efficient either during freezeout (*freezeout scenario*) or during decay (*decay scenario*). On the other hand, (21) can be fulfilled simultaneously at $T = T_+$ and $T = T_d$ or at $T = T_+$ and $T = T_-$ because at $T = T_+$ also the mass splitting depends on temperature. The strongest “fine tuning” requirement in the ν MSM is therefore¹⁵

$$\begin{aligned} \delta M(T_+) &\sim (\Gamma_N)_{IJ}(T_+) & \text{and} & & \delta M(T_-) &\sim (\Gamma_N)_{IJ}(T_-) \\ \text{or } \delta M(T_+) &\sim (\Gamma_N)_{IJ}(T_+) & \text{and} & & \delta M(T_d) &\sim (\Gamma_N)_{IJ}(T_d). \end{aligned} \quad (22)$$

From (12) it is clear that during the decay $\delta M(T_d) \approx \delta M(T = 0)$ and

$$\delta M \geq \frac{1}{2M} \left(\text{Re} \left(m_D^\dagger m_D \right)_{33} - \text{Re} \left(m_D^\dagger m_D \right)_{22} \right) + \Delta M \quad (23)$$

$$|\delta M| \geq \frac{1}{M} \text{Re} \left(m_D^\dagger m_D \right)_{23}. \quad (24)$$

Fulfilling the resonance condition (21) at low temperature requires a precise cancellation of the parameters in (23) and (24), both of which have to be fulfilled individually. The condition (24) imposes a strong constraint on the active neutrino mass matrix (5). It can be fulfilled when real part of the off-diagonal elements is small. Note that this due to (9) implies that U_N is close to unity. This is certainly the case when the real part of complex angle ω in \mathcal{R} is a multiple of $\pi/2$. In sections 6 and 7 we will focus on this region and always choose $\text{Re}\omega = \pi/2$. It should be clear that this is a conservative approach, since the production of lepton asymmetries can also be efficient away from the maximally resonant regions defined by (22). The lower bound (23) can always be made consistent with (21) by adjusting the otherwise unconstrained parameter ΔM . At tree level this parameter is effectively fixed by

$$\Delta M = -\frac{1}{4M} \left(\text{Re} \left(m_D^\dagger m_D \right)_{33} - \text{Re} \left(m_D^\dagger m_D \right)_{22} \right) \pm \delta M, \quad (25)$$

where the dependence of the RHS on ΔM is weak. The range of values for ΔM dictated by this condition is extremely narrow; it requires a tuning of order $\sim 10^{-11}$ (in units of M). Quantum corrections are of order $\sim m_i$ [44], i.e. much bigger than $\delta M(T_-)$. The high degree of tuning, necessary to explain the observed Ω_{DM} , is not understood theoretically. Some speculations can be found in [6, 10, 44, 73]. However, the origin of this fine-tuning plays no role for the present work.

In the following we will refer to the ν MSM with the condition $\text{Re}\omega = \frac{1}{2}$ and the fixing of ΔM as *constrained ν MSM*. Since the first term in the square root in (12) also depends on $\text{Re}\omega$, fixing this parameter exactly to a multiple of $\pi/2$ usually does not exactly give the minimal δM . However, it considerably simplifies the analysis, and deviations from such a value can in any case only be small due to the above considerations.

¹⁵It is in fact sufficient for baryogenesis if $\delta M(T) \sim (\Gamma_N)_{IJ}(T)$ at some temperature $T > T_+$ as long as some flavor asymmetries survive until T_{EW} . The washout of the μ_α typically becomes efficient around T_+ , but chemical equilibration can take long if one active flavour couples to the sterile neutrinos much weaker than the others.

3 Experimental Searches and Astrophysical Bounds

The experimental, astrophysical and BBN bounds presented in this section and in the figures in sections 5-7 are derived under the premise that the mass and mixing of N_1 qualify it as a DM candidate, while $N_{2,3}$ are responsible for baryogenesis (scenarios I and II). Some of them loosen if one drops the DM requirement and considers the ν MSM as a theory of baryogenesis and neutrino oscillations only in scenario III.

3.1 Existing Bounds

A detailed discussion of the existing experimental and observational bounds on the ν MSM can be found in [21]. Some updates that incorporate the effect of recent measurements of the active neutrino mixing matrix U_ν , in particular $\theta_{13} \neq 0$, have been published in [26, 27, 29]. In the following we re-analyze all relevant constraints on the seesaw partners $N_{2,3}$ from direct search experiments and BBN in the face of these experimental results. We also briefly review existing constraints on the dark matter candidate N_1 .

As far as the known (active) neutrinos are concerned, the main prediction of the ν MSM is that one of them is (almost) massless. This fixes the absolute mass scale of the remaining two neutrinos [2]. Currently there is neither a clear prediction for the phases in U_ν in the ν MSM nor an experimental determination, though the experimental value for θ_{13} [55, 58] suggests that a measurement in principle might be possible. Regarding the sterile neutrinos, one has to distinguish between $N_{2,3}$ and N_1 .

3.1.1 Seesaw Partners N_2 and N_3

LHC The small values of $M_I \ll v$ in principle make it possible to produce them in the laboratory. However, the smallness of the Yukawa couplings F implies that the branching ratios are very small. Therefore the number of collisions (rather than the required collision energy) is the main obstacle in direct searches for the sterile neutrinos. In particular, they cannot be seen in high energy experiments such as ATLAS or CMS. It is therefore a prediction of the ν MSM that they see nothing but the Higgs boson. Vice versa, the lack of findings of new physics beyond the SM at the LHC can be viewed as indirect support for the model (though this prediction is of course relaxed if nature happens to be described by the ν MSM plus something else).

Direct Searches The sterile neutrinos participate in all processes that involve active neutrinos, but with a probability that is suppressed by the small mixings U_α^2 . The mixing of $N_{2,3}$ to the SM is large enough that they can be found experimentally [16]. A number of experiments that allow to constrain the sterile neutrino properties has been carried out in the past [80, 81], in particular CERN PS191 [82, 83], NuTeV [84], CHARM [85], NOMAD [86] and BEBC [87] (see [88] for a review). These can be grouped into *beam dump experiments* and *peak searches*.

Peak search experiments look for the decay of charged mesons into charged leptons (e^\pm or μ^\pm) and neutrinos. Due to the mixing of the active neutrino flavor eigenstates with the sterile neutrinos, the final state in a fraction of decays suppressed by U_e^2 (or U_μ^2) is $e^\pm + N_I$ (or $\mu^\pm + N_I$). The kinematics of the two body decay can be reconstructed from the measured charged lepton, but the sterile flavor cannot be determined because of the N_I mass degeneracy. Therefore these experiments are only sensitive to the inclusive mixing U_α^2 defined in (8), where α is the flavor of the charged lepton.

In beam dump experiments, sterile neutrinos are also created in the decay of mesons, which have been produced by sending a proton beam onto a fixed target. A second detector is placed near the beamline to detect the decay of the sterile neutrinos into charged particles. Also in beam dump experiments, the sterile flavors cannot be distinguished. In this case, the expected signal is of the order $U_\alpha^2 U_\beta^2$ because creation and decay of the N_I each involve one active-sterile mixing. For instance, the CERN PS191 experiment constrains the combinations $(U_e^2)^2$, $(U_\mu^2)^2$, $U_e^2 U_\mu^2$ and¹⁶

$$\sum_{\beta} U_{\alpha}^2 (c_{\beta} U_{\beta}^2), \quad (26)$$

where

$$c_e = \frac{1 + 4 \sin^2 \theta_W + 8 \sin^4 \theta_W}{4}, \quad c_{\mu} = c_{\tau} = \frac{1 - 4 \sin^2 \theta_W + 8 \sin^4 \theta_W}{4}. \quad (27)$$

This set differs from the quantities considered by the experimental group [82, 83]. It has been pointed out in [27] that the original interpretation of the PS191 (and also CHARM) data cannot be directly applied to the seesaw Lagrangian (1). The authors of [27] translate the bounds on active-sterile neutrino mixing published by the PS191 and CHARM collaborations into bounds that apply to the ν MSM and kindly provided us with their data. We use these bounds, along with the NuTeV constraints, as an input to constrain the region in the ν MSM parameter space that is compatible with experiments.

Our results are displayed as green lines of different shade in the summary plots in figures 7, 13 and 14 in sections 5 and 7. The different lines have to be interpreted as follows. Each shade of green corresponds to one experiment. For each experiment, there is a solid and a dashed line. The solid line is an *exclusion bound*. That means that there exists no choice of ν MSM parameters that leads to a combination of U^2 and M above this line and is consistent with table 1 and the experiment in question. In order to obtain the exclusion bound from an experiment for a particular choice of M we varied the CP-violating phases and $\text{Im}\omega$.¹⁷ We checked for each choice whether the resulting U_{α}^2 are compatible with the experiment in question. The exclusion bound in the $M - U^2$ plane is obtained from the set of parameters that leads to the maximal U^2 for given M amongst all choices that are in accord with experiment. The exclusion plots are independent of the other lines in the summary plots. The dashed lines (in the same shade as the exclusion plots) represent the bounds imposed by each experiment if the CP-violating phases are self-consistently fixed to the values that we used to produce the red and blue lines in the summary plots, which encircle the regions in which enough asymmetry is created to explain the BAU and DM. The NuTeV experiment puts bounds only on the mixing angle U_{μ}^2 . This induces a much weaker constraint in the $M - U^2$ plane for inverted mass hierarchy than the other experiments. Our results differ from those of [22]. In the latter, the experimental constraints on the individual U_{α}^2 were directly reported in the $M - U^2$ plane plotted in figure 3 of [22]. Moreover, only the PS191 exclusion bound was computed by distinguishing between mass hierarchies.

Active Neutrino Oscillation Experiments The region below the "seesaw" line in figures 7, 13, 11 and 14 is excluded because for the experimental values listed in table 1, there exists no choice of ν MSM parameters that would lead to this combination of M and U^2 .

¹⁶There are also constraints on U_{τ}^2 which are, however, too weak to be of practical relevance.

¹⁷The mixings U_{α}^2 do not depend on $\text{Re}\omega$ and the dependence on ΔM is negligible.

Big Bang Nucleosynthesis It is a necessary requirement that $N_{2,3}$ have decayed sufficiently long before BBN that their decay products do not affect the predicted abundances of light elements, which are in good agreement with observation. The total increase of entropy due to the $N_{2,3}$ decay is small, but the decay products have energies in the GeV range and even a small number of them can dissociate enough nuclei to modify the light element abundances. Since the sterile neutrinos are created as flavor eigenstates, they oscillate rapidly around the time of BBN. On average, they spend roughly half the time in each flavor state, and not the individual lifetimes of each flavor determine the relaxation time, but their average. This allows to estimate the inverse $N_{2,3}$ lifetime τ by as $\tau^{-1} \simeq \frac{1}{2}\text{tr}\Gamma_N$ at $T = 1$ MeV. For $\tau < 0.1$ s the decay products and all secondary particles have lost their excess energy to the plasma in collisions and reached equilibrium by the time of BBN¹⁸. We impose the condition $\tau < 0.1$ s and vary all free parameters to identify the region in the M - U^2 plane consistent with this condition. The BBN exclusion bounds in figures 7, 13 and 14 represent the region in which no choice of ν MSSM parameters exists that is consistent with table 1 and the above condition. Note that $\tau^{-1} \simeq \frac{1}{2}\text{tr}\Gamma_N$ and the condition $\tau < 0.1$ s are both rough estimates; the BBN bound we plot may change by a factor of order one when a detailed computation is performed.

3.1.2 Dark Matter Candidate N_1

The coupling of the DM candidate N_1 is too weak to be constrained by any past laboratory experiment. However, different indirect methods have been used to identify the allowed region in the $\theta_{\alpha 1}^2 - M_1$ plane. The possibility of sterile neutrino DM has been studied by many authors in the past, see [21, 89] for reviews. In the following we summarize the most important constraints.

As a decaying dark matter candidate N_1 particles produce a distinct X-ray line in the sky that can be searched for. These pose an *upper bound* $M_1 \lesssim 3 - 4$ keV (see e.g. [90–92]). If this were the only mechanism, the tension between these bounds would rule out the ν MSSM as the common source of BAU, DM and neutrino oscillations.

There are two different mechanisms for DM production in the ν MSSM. The first one, common thermal (non-resonant) production [50], leads to a smooth distribution of momenta. The second one, which relies on a resonance produced by a level crossing in active and sterile neutrino dispersion relations (see below), creates a highly non-thermal spectrum [19, 52]. Observations of the matter distribution in the universe constrain the DM free streaming length. Without resonant production, the distribution reconstructed from Ly α forest observations suggests a *lower bound* on the mass $M_1 \gtrsim 8$ keV [92], see also [93–95]¹⁹. In combination with the X-ray bound, this would make resonant production necessary. In a realistic scenario involving both production mechanisms ($|\mu_\alpha| \gtrsim 10^{-5}$) this bound relaxes and has been estimated as $M_1 > 2$ keV [79]. In our analysis we take these results for granted, though some uncertainties remain to be clarified, see section 3.2.1.

The DM production rate can be resonantly amplified by the presence of a lepton chemical potential in the plasma [52]. The resonance occurs due to a level crossing between active and sterile neutrino dispersion relations, caused by the MSW effect. This mechanism enhances the production rate for particular momenta as they pass through the resonance, resulting in a non-

¹⁸A more precise analysis of this condition for $M < 140$ MeV has been performed in [29].

¹⁹There it has been assumed that baryonic feedback on matter distribution, see e.g. [96] for a discussion, has negligible effect.

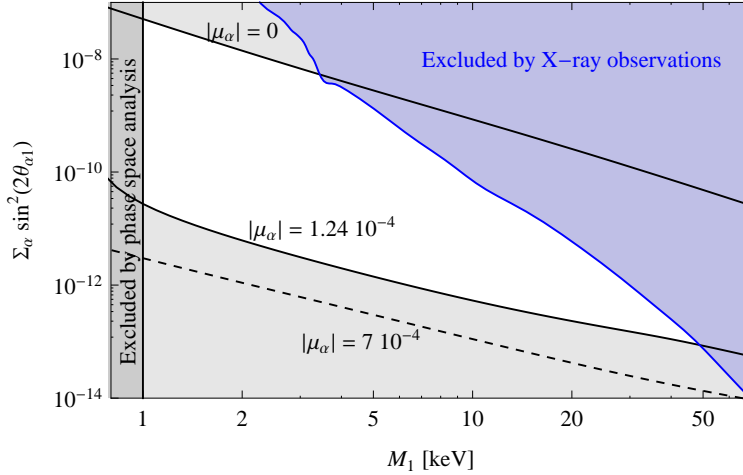


Figure 2: *Different constraints on N_1 mass and mixing. The blue region is excluded by X-ray observations, the dark gray region $M_1 < 1$ keV by the Tremaine-Gunn bound [98–100]. The points on the upper solid black line correspond to observed Ω_{DM} produced in scenario I in the absence of lepton asymmetries (for $\mu_\alpha = 0$) [19]; points on the lower solid black line give the correct Ω_{DM} for $|\mu_\alpha| = 1.24 \cdot 10^{-4}$, the maximal asymmetry we found. The region between these lines is accessible for $0 \leq |\mu_\alpha| \leq 1.24 \cdot 10^{-4}$. We do not display bounds derived from Ly_α forest observations because it depends on μ_α in a complicated way and the calculation currently includes considerable uncertainties [79].*

thermal DM momentum distribution that is dominated by low momenta and thus “colder”²⁰. Effectively, this mechanism “converts” lepton asymmetries into DM abundance, as the asymmetries are erased while DM is produced. The full DM spectrum in the ν MSM is a superposition of the two components. The dependence on μ_α is, however, rather complicated. In particular, the naive expectation that the largest $|\mu_\alpha|$, which maximized the efficiency of the resonant production mechanism, leads to the lowest average momentum (“coldest DM”) is not true because μ_α does not only affect the efficiency of the resonance, but also the momentum distribution of the produced particles.

The N_1 -abundance must correctly reproduce the observed DM density Ω_{DM} . This requirement defines a line in the $M_1 - \sum_\alpha |\theta_{\alpha 1}|^2$ -plane, the production curve. All combinations of M_1 and $\sum_\alpha |\theta_{\alpha 1}|^2$ along the production curve lead to the observed DM abundance. Due to the resonant contribution, the production curve depends on μ_α . This dependence has been studied in [19], where it was assumed that $\mu_e = \mu_\mu = \mu_\tau$.

Finally, DM sterile neutrinos may have interesting effects for supernova explosions [101–105].

Figure 2 summarizes a number of bounds on the properties of N_1 . The two thick black lines are the production curves for $\mu_\alpha = 0$ and $|\mu_\alpha| = 1.24 \cdot 10^{-4}$, the maximal asymmetry we found at $T = 100$ MeV in our analysis, see figure 12. The allowed region lies between these lines; above the $\mu_\alpha = 0$ line, the non-resonant production alone would already overproduce DM, below the production curve for maximal asymmetry $N_{2,3}$ fail to produce the required asymmetry for all choices of parameters. The maximal asymmetry has been estimated as $\sim 7 \cdot 10^{-4}$ in [6, 19], which agrees with our estimate shown in figure 12 up to a factor ~ 5 . The corresponding production

²⁰The results quoted in [97] demonstrate that the resonantly produced sterile is “warm enough” to change the number of substructure of a Galaxy-size halo, but “cold enough” to be in agreement with Ly_α bounds [79].

curve is shown as a dotted line in figure 2. Our result is smaller and imposes a stronger lower bound on the N_1 -mixing, which makes it easier to find this particle (or exclude it as the only constituent of the observed Ω_{DM}) in X-ray observations. However, though our calculation is considerably more precise than the previous estimate, the exclusion bound displayed in figure 12 still suffers from uncertainties of order one due to the issues discussed in appendix A.4 and the strong assumption²¹ $\mu_e = \mu_\mu = \mu_\tau$, made in [6, 19] to find the dependence of the production curve on the asymmetry. In order to determine the precise exclusion bound, the dependence of the production curve on individual flavor asymmetries has to be determined.

The shadowed (blue) region is excluded by the non-observation of an X-ray line from N_1 decay in DM dense regions [7, 13, 90, 91, 106–113]. A lower limit on the mass of DM sterile neutrino below $M_1 \sim 1$ keV can be obtained when applying the Tremaine-Gunn bound on phase space densities [98] to the Milky way’s dwarf spheroidal galaxies [99, 100]. The Ly_α method yields similar bounds (not displayed in figure 2).

3.2 Future Searches

3.2.1 Dark Matter Candidate N_1

Indirect Detection The DM candidate N_1 can be searched for astrophysically, using high resolution X-ray spectrometers to look for the emission line from its decay in DM dense regions. For details and references see the proposal submitted to European Strategy Preparatory Group by Boyarsky et al., [114].

Structure Formation Model-independent constraints on N_1 can be derived from consideration of dynamics of dwarf galaxies [98–100]. The existing small scale structures in the universe, such as galaxy subhalos, provides another probe that is sensitive to N_1 properties because such structures would be erased if the mean free path of DM particles is too long. It can be exploited by comparing numerical simulations of structure formation to the distribution of matter in the universe that is reconstructed from Ly_α forest observations. However, the momentum distribution of resonantly produced N_1 particles can be complicated [19, 52], leading to a complicated dependence of the allowed mixing angle on the N_1 mass and lepton asymmetries μ_α in the plasma [79, 92]. A reliable quantitative analysis would involve numerical simulations that use the non-thermal N_1 momentum distribution predicted in scenario I as input. While for Cold Dark Matter extensive studies have been performed, see e.g. [115], simulations for other spectra have only been done for certain benchmark scenarios; a model of Warm Dark Matter has been studied in [97].

Direct Detection As the solar system passes through the interstellar medium, the DM particles N_1 can interact with atomic nuclei in the laboratory via the $\theta_{\alpha 1}\theta_{\alpha 1}^*$ suppressed weak interaction. This in principle opens the possibility of direct detection [116]. Such detection is extremely challenging due to the small mixing angle and the background from solar and stellar active neutrinos. It has, however, been argued that it may be possible [117, 118].

²¹Indeed, we find that this assumption does not hold in most of the parameter space. The asymmetries in individual flavors can be very different and even have opposite signs. The reason is that asymmetries generated at $T > M$ are mainly “flavored” asymmetries, i.e. the total lepton number violation is small, but the individual flavors can carry asymmetries.

BBN The primordial abundances of light elements are sensitive to the number of relativistic particle species in the primordial plasma during BBN because these affect the energy budget, which determines the expansion rate and temperature evolution. Any deviation from the SM prediction is usually parameterized in terms of the effective number of neutrino species N_{eff} . At temperatures around 2 MeV, most N_1 particles are relativistic. However, the occupation numbers are far below their equilibrium value, and the effect of the N_1 on N_{eff} is very small. Given the error bars in current measurements [119–121], the ν MSM predicts a value for N_{eff} that is practically not distinguishable from $N_{eff} = 3$.

In principle the late time asymmetry in active neutrinos predicted by the ν MSM also affects BBN because the chemical potential modifies the momentum distribution of neutrinos in the plasma. However, the predicted asymmetry is several orders of magnitude smaller than existing bounds [41] and it is extremely unlikely that this effect can be observed in the foreseeable future.

3.2.2 Seesaw Partners $N_{2,3}$

The singlet fermions participate in all the reactions the ordinary neutrinos do with a probability suppressed roughly by a factor U^2 . However, due to their masses, the kinematic changes when an ordinary neutrino is replaced by N_I . The $N_{2,3}$ particles can be found in the laboratory [16] using the strategies outlined in section 3.1.1, which have been applied in past searches.

One strategy, used in peak searches, is the study of kinematics of rare K , D , and B meson decays can constrain the strength of the N_I masses and mixings. This includes two body decays (e.g. $K^\pm \rightarrow \mu^\pm N$, $K^\pm \rightarrow e^\pm N$) or three-body decays (e.g. $K_{L,S} \rightarrow \pi^\pm + e^\mp + N_{2,3}$). The precise study of the kinematics is possible in Φ (like KLOE), charm, and B factories, or in experiments with kaons where the initial 4-momentum is well known. For $3\text{MeV} < M_I < 414\text{ MeV}$ this possibility has recently been discussed in [122].

The second strategy aims at observing the decay of the N_I themselves (“nothing” \rightarrow leptons and hadrons) in proton beam dump experiments. The N_I are created in the decay K , D or B mesons emitted by a fixed target, into which the proton beam is dumped. The detector must be placed in some distance along the beamline. Several existing or planned neutrino facilities (related, e.g., to CERN SPS, MiniBooNE, MINOS or J-PARC), could be complemented by a *dedicated* near detector for these searches. Finally, these two strategies can be unified, so that the production and the decay occurs inside the same detector [123].

For the mass interval $M < m_K$, both strategies can be used. An upgrade of the NA62 experiment at CERN would allow to search in the mass region below the Kaon mass m_K . For $m_K < M < m_D$ it is unlikely that a peak search for missing energy at beauty, charm, and τ factories will gain the necessary statistics. Thus, in this region the search for $N_{2,3}$ decays is the most promising strategy. Dedicated experiments using the SPS proton beam at CERN can completely explore the very interesting parameter range for $M < 2\text{ GeV}$. This has been outlined in detail in the European Strategy Preparatory Group by Gorbunov et al., [124].

An upgrade of the LHCb experiment could allow to combine both strategies. This would allow to constrain the cosmologically interesting region in the $M - U^2$ plane.. With existing or planned proton beams and B-factories the mass region between the D -mass and B -meson thresholds is in principle accessible, but such experiments would be extremely challenging. A search in the cosmologically interesting parameter space would require an increase in the present intensity of the CERN SPS beam by two orders of magnitude or to produce and study the kinematics of more than 10^{10} B-mesons [124].

4 Kinetic Equations

Production, freezeout and decay of the sterile neutrinos are nonequilibrium processes in the hot primordial plasma. We describe these by effective kinetic equations of the type used in [125] and further elaborated in [3, 6, 8, 47]. These equations are similar to those commonly used to describe the propagation of active neutrinos in a medium. They rely on a number of assumptions and may require corrections when memory effects or off-shell contributions are relevant. These assumptions are discussed in appendix A. We postpone a more refined study to the time when such precision is required from the experimental side. In the following we briefly sketch the derivation of the kinetic equations we use. More details are given in appendix A.

4.1 Short derivation of the Kinetic Equations

We describe the early universe as a thermodynamical ensemble. In quantum field theory, any such ensemble - may it be in equilibrium or not - can be described by a density matrix $\hat{\rho}$. The expectation value of any operator \mathcal{A} at any time can be computed as

$$\langle \mathcal{A} \rangle = \text{tr}(\hat{\rho}\mathcal{A}). \quad (28)$$

As there are infinitely many states in which the world can be, infinitely many numbers are necessary to exactly characterize $\hat{\rho}$. These can either be given by all matrix elements of $\hat{\rho}$ or, equivalently, by all n -point correlation functions for all quantum fields. Either way, any practically computable description requires truncation.

The leptonic charges can be expressed in terms of field bilinears, thus it is sufficient to concentrate on the two-point functions. Instead of bilinears in the field operators themselves we consider bilinears in the ladder operators a_I, a_I^\dagger for sterile and $a_\alpha, a_\alpha^\dagger$ for active neutrinos. In principle there is a large number of bilinears, but only few of them are relevant for our purpose.

For each momentum mode of sterile neutrinos we consider two 2×2 matrices formed by products of ladder operators $a_I^\dagger a_J$, one for positive and one for negative helicity²². Since M_N is diagonal in the N_I -basis, $a_I^\dagger a_I$ can be interpreted as a number operator for physical sterile neutrinos while $a_I^\dagger a_J$ with $I \neq J$ correspond to coherences. N_I are Majorana fields, but we can define a notion of “particle” and “antiparticle” by their helicity states. In the limit $T \gg M$, i.e. for a negligibly small Majorana mass term, the total lepton number (sum over α and I) defined this way are conserved. All other bilinears in the ladder operators for sterile neutrinos are either of higher order in F or quickly oscillating and can be neglected. Practically we are not interested in the time evolution of individual modes, but only in the total asymmetries. We therefore describe the sterile neutrinos by momentum integrated abundance matrices ρ_N for “particles” and $\rho_{\bar{N}}$ for “antiparticles”. The precise definitions are given in appendix A.1.

The active leptons are close to thermal equilibrium at all times of consideration. This is because kinetic equilibration is driven by fast gauge interactions, while the relaxation rates for the asymmetries are of second order in the small Yukawa couplings F . We thus describe the active sector by four numbers²³, the temperature and three asymmetries (one for each flavor, integrated

²²This description is similar to the one commonly used in neutrino physics and could also be formulated in terms of “polarization vectors”.

²³It has been found in [126] that mixing amongst the different SM lepton doublets can occur due to their coupling to the right handed neutrinos and affect leptogenesis. However, in the ν MSM the Yukawa couplings F are too tiny to lead to a sizable effect.

over momentum). More precisely, the asymmetry in the SM leptons of flavor α is given by the difference between lepton and antilepton abundance, which we denote by μ_α , see (14)²⁴. We study the time evolution of each flavor separately and find that they can differ significantly from each other. Following the steps sketched in appendix A, one can find the effective kinetic “rate equations”

$$i\frac{d\rho_N}{dX} = [H, \rho_N] - \frac{i}{2}\{\Gamma_N, \rho_N - \rho^{eq}\} + \frac{i}{2}\mu_\alpha\tilde{\Gamma}_N^\alpha, \quad (29)$$

$$i\frac{d\rho_{\bar{N}}}{dX} = [H^*, \rho_{\bar{N}}] - \frac{i}{2}\{\Gamma_N^*, \rho_{\bar{N}} - \rho^{eq}\} - \frac{i}{2}\mu_\alpha\tilde{\Gamma}_N^{\alpha*}, \quad (30)$$

$$i\frac{d\mu_\alpha}{dX} = -i\Gamma_L^\alpha\mu_\alpha + i\text{tr}\left[\tilde{\Gamma}_L^\alpha(\rho_N - \rho^{eq})\right] - i\text{tr}\left[\tilde{\Gamma}_L^{\alpha*}(\rho_{\bar{N}} - \rho^{eq})\right]. \quad (31)$$

Here $X = M/T$, ρ^{eq} is the common equilibrium value of the matrices ρ_N and $\rho_{\bar{N}}$, H is the dispersive part of the effective Hamiltonian for sterile neutrinos that is responsible for oscillations and rates Γ_N , $\tilde{\Gamma}_N^\alpha$ and Γ_L^α form the dissipative part of the effective Hamiltonian.

It is convenient to describe the sterile sector by ρ_+ and ρ_- , the CP-even and CP-odd deviations from equilibrium, rather than ρ_N and $\rho_{\bar{N}}$,

$$\rho_N - \rho^{eq} = \rho_+ + \frac{\rho_-}{2}, \quad \rho_{\bar{N}} - \rho^{eq} = \rho_+ - \frac{\rho_-}{2}. \quad (32)$$

In terms of ρ_+ and ρ_- , (29)-(31) read

$$i\frac{d\rho_+}{dX} = [\text{Re}H, \rho_+] - \frac{i}{2}\{\text{Re}\Gamma_N, \rho_+\} + S_+, \quad (33)$$

$$i\frac{d\rho_-}{dX} = [\text{Re}H, \rho_-] - \frac{i}{2}\{\text{Re}\Gamma_N, \rho_-\} + S_-, \quad (34)$$

$$i\frac{d\mu_\alpha}{dX} = -i\Gamma_L^\alpha\mu_\alpha + S_\mu, \quad (35)$$

with

$$S_+ = -i\frac{d\rho^{eq}}{dX} + \frac{i}{2}[\text{Im}H, \rho_-] + \frac{1}{4}\{\text{Im}\Gamma_N, \rho_-\} - \frac{1}{2}\mu_\alpha\text{Im}\tilde{\Gamma}_N^\alpha, \quad (36)$$

$$S_- = 2i[\text{Im}H, \rho_+] + \{\text{Im}\Gamma_N, \rho_+\} + i\mu_\alpha\text{Re}\tilde{\Gamma}_N^\alpha, \quad (37)$$

$$S_\mu = i\text{tr}\left[\text{Re}(\tilde{\Gamma}_L^\alpha)\rho_-\right] - 2\text{tr}\left[\text{Im}(\tilde{\Gamma}_L^\alpha)\rho_+\right]. \quad (38)$$

Equations (33)-(38) are the basis of our numerical studies.

4.2 Computation of the Rates

The rates appearing in (33)-(38) can be expressed as

$$\begin{aligned} \Gamma_N &= \tau \sum_{\alpha} (\tilde{F}_{\alpha I} \tilde{F}_{\alpha J}^* R(T, M)_{\alpha\alpha} \\ &\quad + \tilde{F}_{\alpha I}^* \tilde{F}_{\alpha J} R_M(T, M)_{\alpha\alpha}), \end{aligned} \quad (39)$$

$$\begin{aligned} (\tilde{\Gamma}_L^\alpha)_{IJ} \simeq (\tilde{\Gamma}_N^\alpha)_{IJ} &= \tau (\tilde{F}_{\alpha I} \tilde{F}_{\alpha J}^* R(T, M)_{\alpha\alpha} \\ &\quad - \tilde{F}_{\alpha I}^* \tilde{F}_{\alpha J} R_M(T, M)_{\alpha\alpha}), \end{aligned} \quad (40)$$

$$\Gamma_L^\alpha = \tau ((FF^\dagger)_{\alpha\alpha} (R(T, M)_{\alpha\alpha} + R_M(T, M)_{\alpha\alpha})), \quad (41)$$

²⁴Note that the μ_α here are abundances, not chemical potentials, which could alternatively be used to characterize the asymmetries. The relations between different characterizations of the asymmetries are given in appendix C.

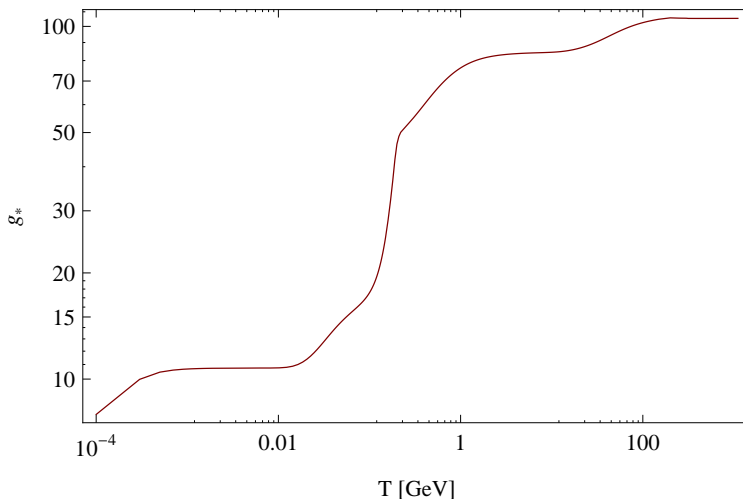


Figure 3: Number of effective relativistic degrees of freedom g_* as a function of temperature [127].

with no sum over α in (40) and (41). The flavor matrices R and R_M are defined in appendix A.3, see (90) and (91). Here $\tilde{F} = FU_N$ and

$$\tau = \frac{\partial t}{\partial X} = -\frac{T^2}{M} \frac{\partial}{\partial T} \frac{M_0}{2T^2}, \quad (42)$$

where T^2/M_0 is the Hubble rate and $M_0 = M_P(45)^{1/2}/(4\pi^3 g_*)^{1/2}$ with the effective number of relativistic degrees of freedom g_* computed in [127] and shown in figure 3.

The flavor matrices $R(T, M)$ and $R_M(T, M)$ are almost diagonal since off-diagonal elements of $\rho_{\alpha\beta}(p)$ include active neutrino oscillations, which are at least suppressed by m_i/T . We will always neglect the off-diagonal elements. $R(T, M)$ and $R_M(T, M)$ contain contributions from decays and scatterings. In finite temperature field theory these can be associated with different cuts [128] through the N_I self-energy shown in figure 4. The scatterings keep the N_I in thermal equilibrium for $T > T_-$. At $T \simeq T_-$ they become inefficient and the sterile neutrinos freeze out. Due to their small coupling they are long-lived, but unstable and decay at a temperature T_d . For $T_d \ll T_-$, decay and freezeout are two separate processes and can be treated independently. This is the case in the interesting part of the ν MSM parameter space.

4.2.1 Baryogenesis

For $T > v$ the SM fields are light and M_M is negligible. We can therefore neglect $R_M(T, M)$ as well as the flavor dependence of $R(T, M)$. Dispersion relations as well as relaxation rates are dominated by contributions from scatterings between ν_R and Higgs and lepton particles. The corresponding rates can be extracted from cuts through the diagrams shown in figure 4b). They have been computed in [3, 22]

$$R(T, M) = 0.02 \frac{T}{4} \mathbb{1}_{2 \times 2}, \quad R_M(T, M) = 0 \text{ for } T \gtrsim T_{EW}. \quad (43)$$

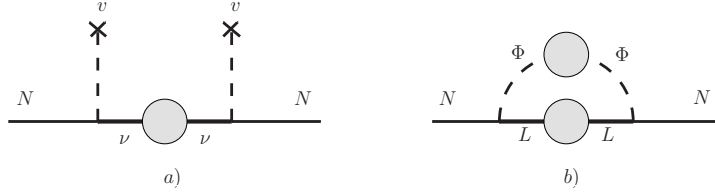


Figure 4: Contributions to the N_I self energies. Diagram a) dominates for $T < v$, diagram b) for $T > v$. Γ_N is obtained from the discontinuity of the diagrams [129], which can be computed by cutting it in various ways [128]. The gray self energy blobs indicate that dressed lepton and Higgs propagators have to be used. Cuts through them reveal a large number of processes, which are summarized in [8, 24] and appendix A of [6]. Recently it has been pointed out that current estimates suffer from an error $\mathcal{O}(1)$ due to infrared and collinear enhancements at high temperature. Systematic approaches to include these effects can be found in [130, 131] for $T > M$ (relevant for baryogenesis) and [132–134] for $M > T$ (relevant for late time asymmetries). We ignore this effect in our current study as it is comparable to other uncertainties in the kinetic equations and would only slightly change the results for the relevant regions in the ν MSM parameter space.

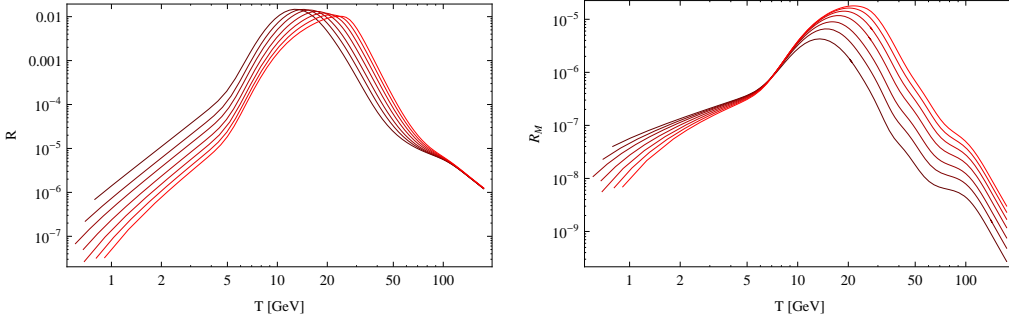


Figure 5: The functions $R^{(S)}(T, M)$ and $R_M^{(S)}(T, M)$ for $M = 1.2$ GeV (darkest curve), $M = 1.6$ GeV, $M = 2$ GeV, $M = 2.5$ GeV, $M = 3$ GeV, $M = 3.5$ GeV, $M = 4$ GeV (lightest curve). We would like to thank Mikko Laine for providing us numerical data.

4.2.2 Dark Matter Production

For $T_d \ll T_-$, which is the case in the interesting part of the ν MSM parameter space, freezeout and decay happen in different temperature regimes. At temperatures $T \gtrsim T_-$ the processes that keep the plasma in equilibrium are scatterings mediated by the weak interaction. Furthermore, the lepton masses are in first approximation negligible²⁵. Thus, $R(T, M)$ and $R_M(T, M)$ are proportional to the unit matrix and can be described by two scalar functions $R^{(S)}(T, M)$ and $R_M^{(S)}(T, M)$. Around $T_- \sim M$, $R_M^{(S)}(T, M)$ gives a small correction, which we account for in our analysis. In practice they have to be computed numerically. They are displayed in figure 5.

To be specific, in the high temperature limit, when all lepton masses are negligible, (39) simplifies to

$$\Gamma_N \simeq \tau U_N^T \left((F^\dagger F)^* R^{(S)}(T, M) + F^\dagger F R_M^{(S)}(T, M) \right) U_N^* \quad \text{at } T \sim T_-. \quad (44)$$

²⁵For some parameter choices this assumption can be violated for the τ mass, introducing a small error.

In the low temperature regime, where $R \simeq R_M$, one finds

$$\Gamma_N \simeq \tau \sum_{\alpha} \text{Re} \left(\tilde{F}_{\alpha I} \tilde{F}_{\alpha J}^* \right) R_{\alpha}^{(D)}(M) \quad \text{at } T \sim T_d. \quad (45)$$

The indices (S) and (D) indicate that the dominant contribution to the rate comes from scatterings or decays, respectively. The functions $R^{(S)}(T, M)$ and $R_M^{(S)}(T, M)$ can be obtained from the discontinuity of the N_I self energies shown in figure 4 at finite temperature. At $T < M$ the different SM lepton masses become relevant.

When the sterile neutrinos decay around $T_d \ll M$, the flavors are distinguishable. The decaying particle is non-relativistic and the density of the surrounding plasma low. For $T = 0$, $R(0, M) = R_M(0, M)$ take the same values and their elements are given by $R(0, M)_{\alpha\alpha} = R_M(0, M)_{\alpha\alpha} = R_{\alpha}^{(D)}(M)$, where $R_{\alpha}^{(D)}(M)$ are functions that can be computed from the vacuum decay rates for sterile neutrinos. The N_I can decay into various different final states, see appendix D. There are leptonic and semi-leptonic channels, depending on the temperature either with quarks (before hadronization) or mesons (after hadronization) in the final state. Let $\Gamma_{N_I \rightarrow \psi_{\alpha}}$ be the rate at which N_I decays into a final state ψ_{α} of flavor α (e.g. $\nu_{\alpha} q \bar{q}$ or $\nu_{\alpha} \bar{L}_{\beta} L_{\beta}$). Then

$$R_{\alpha}^{(D)}(M) = 2 \sum_{\psi_{\alpha}} \frac{\Gamma_{N_I \rightarrow \psi_{\alpha}}}{|\tilde{F}_{\alpha I}|^2}, \quad (46)$$

where the sum runs over all possible final states that have flavor α . The factor 2 is due to the equal probabilities for decay into particles and antiparticles at tree level. The simple form of (46) is a result of the fact that the Yukawa couplings can be factored out of the corresponding amplitudes and the kinematics of N_2 and N_3 is the same due to their degenerate mass. Most of the rates required for our study have been computed in [16], the remaining ones are given in appendix D. For $T \sim T_d \neq 0$ with $T_d \ll M$ the sterile neutrinos are non-relativistic and one can estimate

$$R(T \ll M, M)_{\alpha\alpha} \simeq \frac{M}{E} R_{\alpha}^{(D)}(M), \quad (47)$$

$$R_M(T \ll M, M)_{\alpha\alpha} \simeq \frac{E - \bar{p} M}{E + \bar{p} E} R_{\alpha}^{(D)}(M), \quad (48)$$

with $E = (M^2 + \bar{p}^2)^{1/2}$. Here $\bar{p} \sim T$ is the average sterile neutrino momentum.

We therefore do not need all elements of the matrices $R(T, M)$ and $R_M(T, M)$ at all temperatures, but only two functions $R^{(S)}(T, M)$ and $R_M^{(S)}(T, M)$ for $T \gtrsim T_-$ and three other functions $R_{\alpha}^{(D)}(M)$ for $T \lesssim T_d \ll M$. In practice we can simply add these contributions at all temperatures, though in principle we do not know the scattering contribution outside the range plotted in figure 5 and the decay contribution is obtained from vacuum rates. This is justified because for $T \gtrsim T_-$ our expressions for the decay rates are incorrect, but $R_{\alpha}^{(D)}(M) \ll R^{(S)}(T, M)$. On the other hand $R_{\alpha}^{(D)}(M) \gg R_M^{(S)}(T, M)$ in the regime $T \ll M, T_-$, which is not covered by the data shown in figure 5. For $T_d < T < T_-$ our expressions for both, decay and scattering rates, are incorrect, but they are both smaller than the rate of Hubble expansion and have negligible effect.

5 Baryogenesis from Sterile Neutrino Oscillations

The BAU in the ν MSSM is produced during the thermal production of sterile neutrinos N_I . This is in contrast to most other (thermal) leptogenesis scenarios, where decays and inverse decays

play the central role. The violation of total fermion number by the Majorana mass term M_M is negligible at $T_{EW} \gg M$, but asymmetries in the helicity states of the individual flavors can be created. The sum over these vanishes up to terms suppressed by M/T_{EW} , but because sphaleron processes only act on left chiral fields, the generated BAU can be much bigger. In this sense baryogenesis in the ν MSM can be regarded as a version of “flavored leptogenesis”.

In this section we explore the part of the ν MSM parameter space where a BAU consistent with (13), i.e. $\eta \sim 10^{-10}$, can be generated. We assume two sterile neutrinos $N_{2,3}$ participate in baryogenesis, as required in scenarios I and II. This assumption is motivated by the premise that N_1 should be a valuable DM candidate, with masses and mixing consistent with astrophysical bounds. These require its Yukawa interaction to be too small to be relevant for baryogenesis, see section 3. In this sense, we consider the ν MSM as a model of both, baryogenesis and DM production, but are not concerned with the DM production mechanism, which is discussed in the following section 6. This corresponds to scenario II. The requirement to explain Ω_{DM} only enters implicitly, as we demand the N_1 mass and mixing to be consistent with astrophysical observations. If one completely drops the requirement to explain the observed DM and study the ν MSM as a theory of baryogenesis and neutrino oscillations only (scenario III), the resulting bounds on the parameters weaken considerably. In particular, it was found in [30] that no mass degeneracy between the sterile neutrino masses is needed.

We extend the analysis performed in [22], but take into account two additional aspects. First, we use the non-zero value for the active neutrino mixing angle θ_{13} given in table 1, which brings in a new source of CP-violation through the phase δ . Second, we include the contribution from the temperature dependent Higgs expectation value $v(T)$ to the effective Hamiltonian, coming from the real part of the diagram in figure 4a). It is relevant for temperatures close to the electroweak scale.

We solve numerically the system of equations (33)-(38) to find the lepton asymmetries at $T \sim T_{EW}$, assuming that there is no initial asymmetry. The effective Hamiltonian is given by (84) and (39)-(41) with (43). We fix the active neutrino masses and mixing angles according to table 1 and choose the phases δ , α_1 and α_2 as well as $\text{Re}\omega$ to maximize the asymmetry. Interestingly, for normal hierarchy of neutrino masses, the value of $\text{Re}\omega$ that maximizes the asymmetry is close to $\frac{\pi}{2}$, as required in the constrained ν MSM. This allows to identify the region in the remaining three-dimensional parameter space consisting of M , ΔM and $\text{Im}\omega$ where an asymmetry $\gtrsim 10^{-10}$ can be created. Deep inside this region, the asymmetry generated for this choice of phases can be much too large, but it can always be reduced by choosing different phases. Thus, any choice of M , ΔM and $\text{Im}\omega$ inside this region can reproduce the observed BAU.

In practice it is difficult to find the phases that maximize the asymmetry in each single point, as we are dealing with a seven-dimensional parameter space. However, the analysis can be simplified. First, the choice of phases that maximize the asymmetry practically does not depend on ΔM because the dependence of the Yukawa coupling (15) on ΔM is very weak. Second, our numerical studies reveal in most of the parameter space $\text{Im}\omega$ is the main source of CP-violation. The other phases have comparably little effect on the final asymmetry, except for the region around $\text{Im}\omega = 0$. Surprisingly, the values for δ , α_1 and α_2 that maximize it vary only very little and are always close to zero. One possible interpretation is that $\text{Im}\omega$ provides the main source for the asymmetry generation, while δ , α_1 and α_2 contribute stronger to the washout. However, due to the various different time scales involved we cannot extract a single CP-violating parameter at this point, which is commonly used in thermal leptogenesis scenarios to study such connections analytically. The above seems to be valid everywhere except in the region $\text{Im}\omega \sim 0$, where δ , α_1

and α_2 are the only sources of CP-violation.

We therefore split the parameter space into two regions. In the region $0.5 < e^{\text{Im}\omega} < 1.5$ we chose $\alpha_2 = \pi$, $\delta = 0$, $\text{Re}\omega = \frac{7}{10}\pi$ for normal hierarchy and $\alpha_2 - \alpha_1 = \pi$, $\delta = \pi$, $\text{Re}\omega = \frac{3}{4}\pi$ for inverted hierarchy. Everywhere else we chose $\alpha_2 = \frac{7\pi}{5}$ and $\delta = \frac{3}{20}\pi$, $\text{Re}\omega = \frac{1}{2}\pi$ for normal hierarchy and $\alpha_2 - \alpha_1 = \frac{11}{10}\pi$, $\delta = \frac{11}{20}\pi$, $\text{Re}\omega = \frac{4}{5}\pi$ for inverted hierarchy. Note that for normal hierarchy F only depends on α_2 and δ , while for inverted hierarchy it depends on $\alpha_2 - \alpha_1$ and δ because one neutrino is massless. In order to determine $v(T)$ one needs to fix the Higgs mass m_H . We used the value $m_H = 126$ GeV suggested by recent LHC data [135, 136], corresponding to electroweak scale of $T_{EW} \sim 140$ GeV. This is consistent with the ν MSM being a valid description of nature up to the Planck scale [137].

We present our results in figure 6, which shows the allowed region in the $\Delta M - \text{Im}\omega$ plane for several masses M . The lines correspond to the exact observed asymmetry, inside more asymmetry is generated. As pointed out above, any point inside the lines is consistent with observation because the asymmetry can be reduced by choosing different phases. Figure 6 shows that even for small masses around 10 MeV enough asymmetry can be created. However, for small masses the CP-violation contained in δ , α_1 and α_2 is not sufficient, and the allowed region consists of two disjoint parts that are separated by the $\text{Im}\omega \simeq 0$ region. The area of these increases with M . For masses of a few GeV, the CP-violation from δ , α_1 and α_2 alone is sufficient and the regions join. Interestingly, there appear to be mass-independent diagonal lines in the $\Delta M - e^{\text{Im}\omega}$ plane that confine the region where enough asymmetry can be generated. We currently have not understood the origin of these lines parametrically. The inverted hierarchy generally allows to produce more asymmetry than the normal hierarchy. There is an approximate symmetry between regions with positive and negative $\text{Im}\omega$. It would be exact when simultaneously changing ξ and is related to the symmetry of the Lagrangian under exchange of N_2 and N_3 . As expected, these results are close to those obtained in [22], which provides a good consistency check. The slightly bigger asymmetry is due to the additional source of CP-violation for $\theta_{13} \neq 0$.

For experimental searches, the most relevant parameters are the mass M and the mixing between active and sterile neutrinos. In figure 7 we translate our results into bounds on the flavor independent mixing parameter U^2 defined in equation (20). Using the results displayed in figure 6, we chose δM to maximize the asymmetry and find the region in the $U^2 - M$ plane within which baryogenesis is possible. The plot has to be read as follows: For each point in the region between the blue lines there exists at least one choice of ν MSM parameters that allows for successful baryogenesis. The plots in figure 7 are similar to the ones of figure 3 in [22], but the allowed region is slightly bigger due to the effect the new source of CP-violation for $\theta_{13} \neq 0$.

The constraints on the mixing angle U^2 shown in figure 7 can be translated into constraints on the neutrino lifetime $\tau^{-1} \simeq \frac{1}{2}\text{tr}\Gamma_N$ (at $T = 1$ MeV) shown in figure 8. The plot in figure 8 is similar to the ones of figure 4 in [22]

6 Late Time Lepton Asymmetry and Dark Matter Production

The lepton asymmetry at temperatures of a few hundred MeV is of crucial importance for the dark matter production in scenario I. Resonant dark matter production requires a lepton asymmetry $|\mu_\alpha| \sim 8 \cdot 10^{-6}$ in the plasma, much larger than the baryon asymmetry. The details of this process have been outlined in [8]. Here we are not concerned with the dark matter production itself, but with the mechanisms that generate the required lepton asymmetry. This asymmetry must come

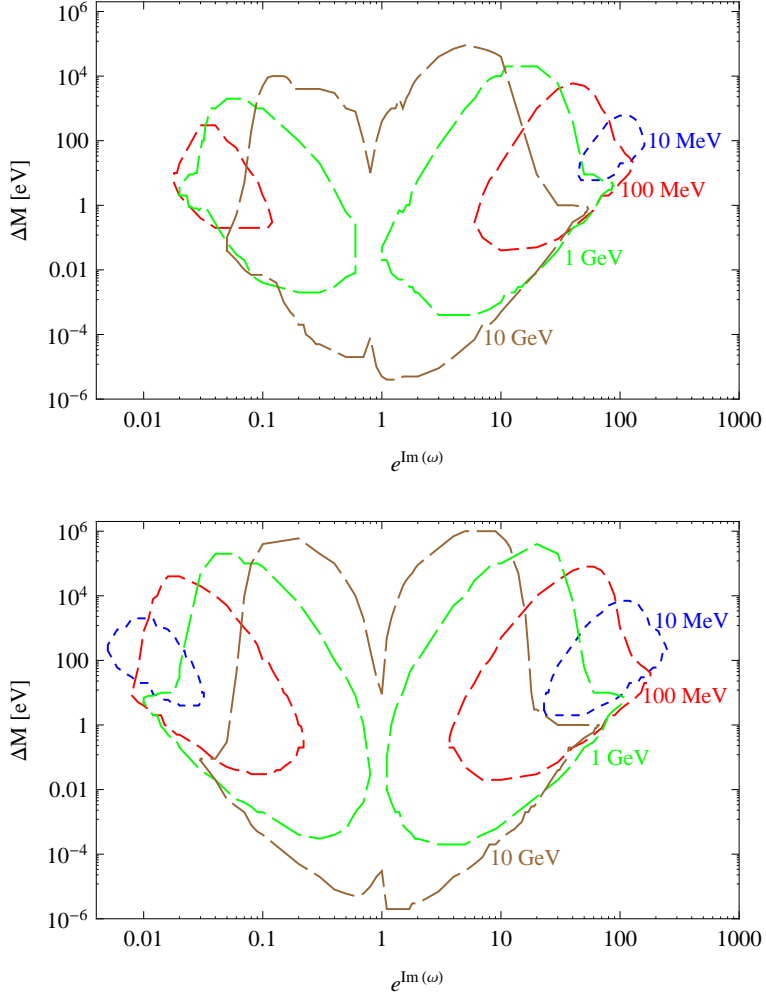


Figure 6: Values of ΔM and $\text{Im}\omega$ that lead to the observed baryon asymmetry in scenarios I and II for different sterile neutrino masses $M = 10, 100 \text{ MeV}, 1 \text{ and } 10 \text{ GeV}$. The blue (shortest dashed) line corresponds to $M = 10 \text{ MeV}$, red (short dashed) to $M = 100 \text{ MeV}$, brown (long dashed) to $M = 1 \text{ GeV}$ and green (longest dashed) to $M = 10 \text{ GeV}$. The phases that maximize the asymmetry differ significantly for $\text{Im}\omega \approx 0$ and away from that region. In the region $0.5 < e^{\text{Im}\omega} < 1.5$ we chose $\alpha_2 = \pi, \delta = 0, \text{Re}\omega = \frac{7}{10}\pi$ for normal hierarchy and $\alpha_2 - \alpha_1 = \pi, \delta = \pi, \text{Re}\omega = \frac{3}{4}\pi$ for inverted hierarchy. Everywhere else we chose $\delta = \frac{3}{20}\pi, \text{Re}\omega = \frac{1}{2}\pi$ for normal hierarchy and $\alpha_2 - \alpha_1 = \frac{11}{10}\pi, \delta = \frac{11}{20}\pi, \text{Re}\omega = \frac{4}{5}\pi$ for inverted hierarchy. The upper panel shows the results for normal hierarchy, the lower panel for inverted hierarchy.

from a source that is different from that of the baryon asymmetry because $N_{2,3}$ reach chemical equilibrium at some temperature $T_+ < T_{EW}$ and the asymmetry in the leptonic sector is washed out (while the baryon asymmetry remains as sphalerons are inefficient at $T < T_{EW}$)²⁶. There are two distinct mechanisms that contribute to the late time asymmetry, the freezeout of $N_{2,3}$ at

²⁶It has been suggested that some asymmetry may be preserved in magnetic fields down to temperatures $T < T_-$ due to the chiral anomaly [49]. Here we take the most conservative approach and do not take into account this possibility.

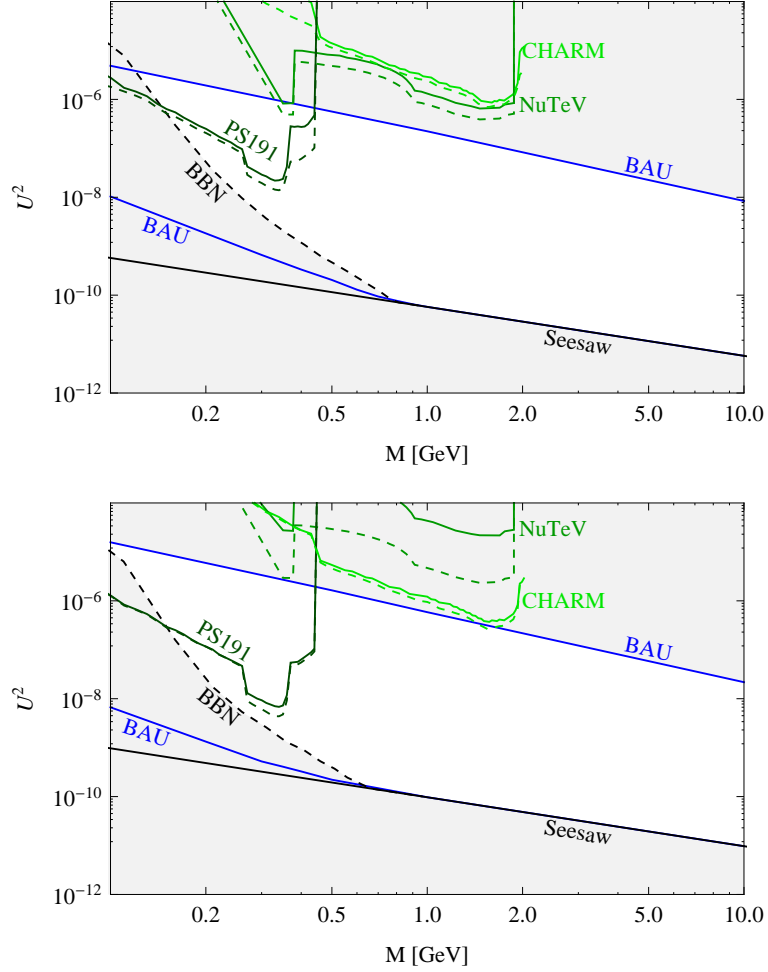


Figure 7: Constraints on the $N_{2,3}$ masses $M_{2,3} \simeq M$ and mixing $U^2 = \text{tr}(\theta^\dagger \theta)$ from baryogenesis in scenarios I and II; upper panel - normal hierarchy, lower panel - inverted hierarchy. In the region between the solid blue “BAU” lines, the observed BAU can be generated. The regions below the solid black “seesaw” line and dashed black “BBN” line are excluded by neutrino oscillation experiments and BBN, respectively. The areas above the green lines of different shade are excluded by direct search experiments, as indicated in the plot. The solid lines are exclusion plots for all choices of ν MSM parameters, for the dashed lines the phases were chosen to maximize the BAU, consistent with the blue lines.

$T \sim T_-$ and their decay at $T \sim T_d$.

The requirement that these two mechanisms produce enough asymmetry put severe constraints on the parameters of the model, described in section 2.6. The value of $\text{Re}\omega$ is fixed to values near $\pi/2$. The mass splitting ΔM is limited to a very narrow range by equation (25). Therefore we will use the mass splitting in vacuum δM instead of ΔM as a free parameter in the following. All experimentally known parameters are fixed to the values given in table 1. The phases δ , α_1 and α_2 are chosen to maximize the asymmetry. As in section 5 we observe that in most of the parameter space $\text{Im}\omega$ is the main source of CP-violation. We again find that it is convenient to split the parameter space into the region $0.5 < e^{\text{Im}\omega} < 1.5$ and the complement.

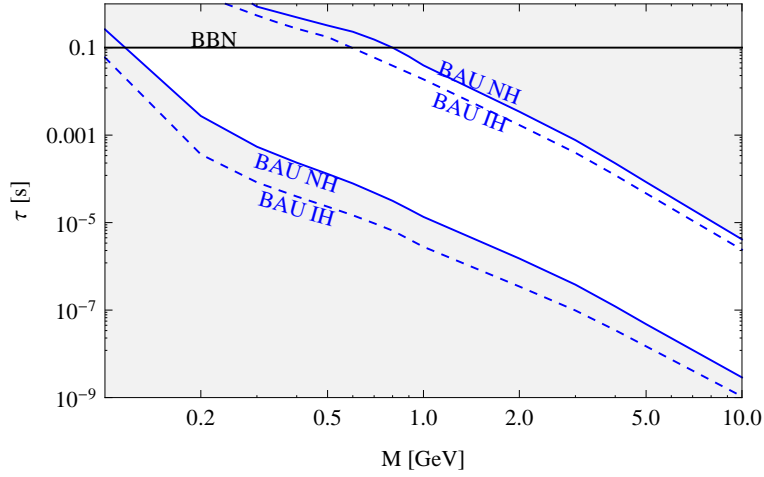


Figure 8: Constraints on the $N_{2,3}$ masses $M_{2,3} \simeq M$ and lifetime $\tau^{-1} \simeq \frac{1}{2}\text{tr}\Gamma_N|_{T=1\text{MeV}}$ from baryogenesis in scenarios I and II. In the region between the blue “BAU” lines, the observed BAU can be generated (solid line - normal hierarchy, dotted line - inverted hierarchy). The region above the solid black “BBN” line is excluded by BBN.

For normal hierarchy we chose the phases $\alpha_2 = \frac{\pi}{2}$, $\delta = \frac{3}{2}\pi$ in the region $0.5 < e^{\text{Im}\omega} < 1.5$ and $\alpha_2 = \frac{\pi}{5}$ and $\delta = 0$ everywhere else. For inverted hierarchy we chose $\alpha_2 - \alpha_1 = \frac{7}{5}$ and $\delta = \frac{3}{5}\pi$ in the region $0.5 < e^{\text{Im}\omega} < 1.5$ and $\alpha_2 - \alpha_1 = 0$, $\delta = \frac{9}{10}\pi$ everywhere else. Note that for normal hierarchy F only depends on α_2 and δ , while for inverted hierarchy it depends on $\alpha_2 - \alpha_1$ and δ because one neutrino is massless. We then study the parameter space spanned by M , δM and $\text{Im}\omega$.

As in section 5, we use the kinetic equations (33)-(38) in order to calculate the lepton asymmetries as a function of T . The effective Hamiltonian is calculated from (87) and (39)-(41) with (44)-(48). We impose thermal equilibrium with vanishing chemical potentials as initial condition at a temperature $T > T_-$ and look for the parameter region where $\sum_\alpha |\mu_\alpha| > 8 \cdot 10^{-6}$ at $T = 100$ MeV.²⁷

The results are shown in figures 9 and 10. The required asymmetry can be created when the sterile neutrinos have masses in the GeV range. For small masses of $M = 2 - 4$ GeV the CP violation contained in α_1 , α_2 and δ alone is not sufficient for normal hierarchy and barely sufficient for inverted hierarchy; a non-zero $\text{Im}\omega$ is required and the allowed region consists of two disjoint parts along the $\text{Im}\omega$ axis which are separated by the $\text{Im}\omega \simeq 0$ region. For larger masses ($M \gtrsim 7$ GeV for normal hierarchy, $M \gtrsim 4$ GeV for inverted hierarchy), the regions merge, but $\text{Im}\omega$ continues to be the most relevant source of CP violation in most of the parameter space. In addition, one can also observe disjoint regions along the δM axis. These can be identified with the *decay scenario* and *freezeout scenario*. In the upper part of the figures, the asymmetry is mainly created during the freezeout of $N_{2,3}$, in the lower part during the decay. At T_- , Γ_N has considerably larger entries than at T_d . Thus, the resonance condition (21) requires a smaller mass splitting in the decay scenario. For larger masses, both regions merge. However, freezeout and decay are always two separated processes, i.e. $T_- \gg T_d$. As in figure 6, there is an approximate symmetry under a change of sign for $\text{Im}\omega$, which is related to the symmetry of the Lagrangian

²⁷We solve the kinetic equations down to $T = 50$ MeV in order to avoid numerical artifacts at the boundary.

under exchange of N_2 and N_3 and becomes exact when also changing ξ .

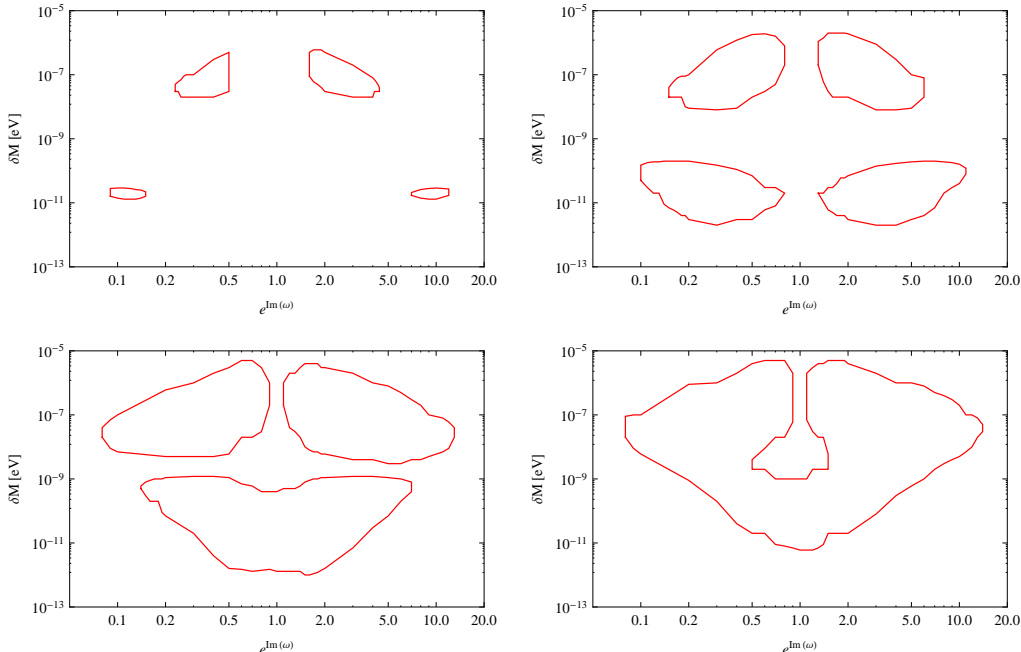


Figure 9: Values of δM and $\text{Im}\omega$ that lead to the lepton asymmetry required for dark matter production in scenario I for different singlet fermion masses, $M = 2.5, 4, 7$ and 10 GeV and for normal hierarchy. The upper left panel corresponds to $M = 2.5$ GeV, the upper right panel to $M = 4$ GeV, the lower left panel to $M = 7$ GeV and the lower right panel to $M = 10$ GeV. The phases that maximize the asymmetry differ significantly for $\text{Im}\omega \approx 0$ and away from that region. We chose the phases $\alpha_2 = \frac{\pi}{2}$, $\delta = \frac{3}{2}\pi$ in the region $0.5 < e^{\text{Im}\omega} < 1.5$ and $\alpha_2 = \frac{\pi}{5}$ and $\delta = 0$ everywhere else.

For experimental searches for sterile neutrinos, the most relevant parameters are the mass M and the mixing between active and sterile species. As in section 5, we translate our results for the parameters in the Lagrangian into bounds on the mass and mixing. For each mass, we chose δM in a way that maximizes the allowed region in the $U^2 - M$ -plane. The results are shown in figure 11.

Finally, we estimate the maximal asymmetry that can be generated at $T \sim 100$ MeV as a function of M by its largest value within the data files we used to create figures 9 and 10. The maximal asymmetry allows to impose a lower bound on the N_1 mixing; bigger lepton asymmetries make the resonant DM production more efficient and allow for smaller N_1 mixing, displayed in figure 2. Furthermore, the maximal $|\mu_\alpha|$ is of interest because in [138] it was pointed out that a large lepton asymmetry may lead to a first order phase transition during hadronisation. The maximal asymmetries we found are shown in figure 12. For both hierarchies they remains well below cosmological bounds (see [41]) at all masses of consideration and are about a factor 5 smaller than the value $7 \cdot 10^{-4}$ estimated in [6]. However, given the uncertainties summarized in appendix A.4, they can easily change by a factor $\mathcal{O}[1]$.

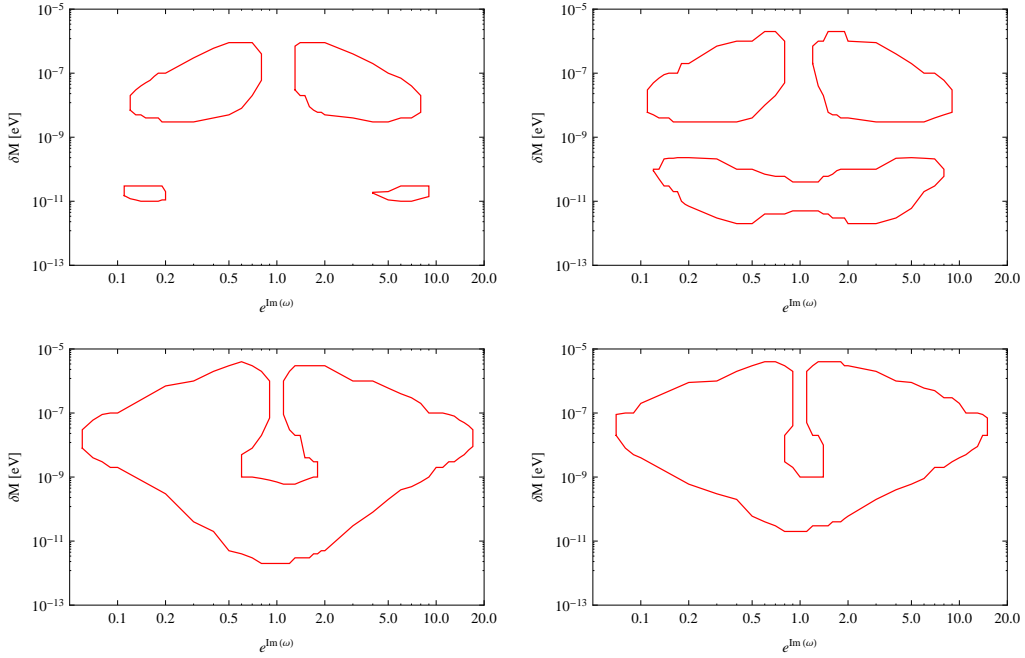


Figure 10: Values of δM and $Im\omega$ that lead to the lepton asymmetry required for dark matter production in scenario I for different singlet fermion masses, $M = 2.5, 4, 7$ and 10 GeV and inverted hierarchy. The upper left panel corresponds to $M = 2.5$ GeV, the upper right panel to $M = 4$ GeV, the lower left panel to $M = 7$ GeV and the lower right panel to $M = 10$ GeV. The phases that maximize the asymmetry differ significantly for $Im\omega \approx 0$ and away from that region. We chose $\alpha_2 - \alpha_1 = \frac{7}{5}$ and $\delta = \frac{3}{5}\pi$ in the region $0.5 < e^{Im\omega} < 1.5$ and $\alpha_2 - \alpha_1 = 0$, $\delta = \frac{9}{10}\pi$ everywhere else.

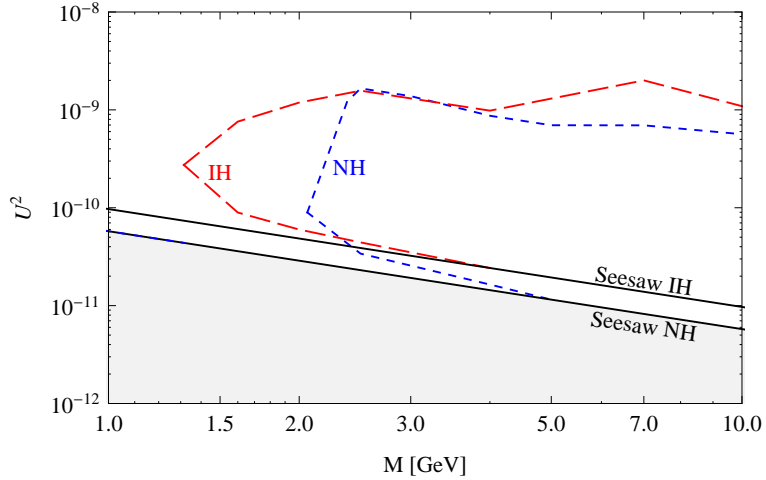


Figure 11: Constraints on the $N_{2,3}$ masses $M_{2,3} \simeq M$ and mixing $U^2 = \text{tr}(\theta^\dagger \theta)$ in scenario I. The lepton asymmetry at $T = 100$ MeV can be large enough that the resonant enhancement of N_1 production is sufficient to explain the observed Ω_{DM} inside the dashed blue and red lines for normal and inverted neutrino mass hierarchy, respectively. The regions below the “seesaw” lines are excluded by neutrino oscillation experiments for the indicated choice of hierarchy.

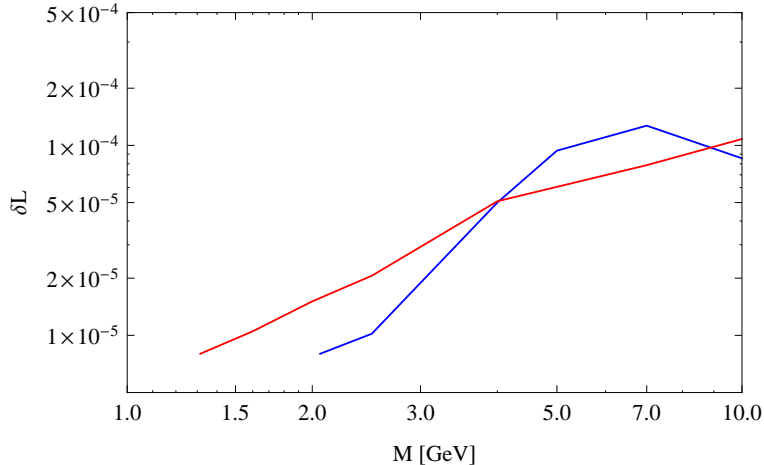


Figure 12: Estimate of the maximal lepton asymmetry that can be created in scenario I around $T = 100$ MeV. The blue small dashed line corresponds to normal hierarchy, the red long dashed line to inverted hierarchy. This plot was generated using the maximal values found in the data files used to produce figures 9 and 10.

7 DM, BAU and Neutrino Oscillations in the ν MSM

In the previous sections 5 and 6 we have studied independently the conditions for successful baryogenesis on one hand and sufficient dark matter production on the other. The most interesting question is of course in which part of the ν MSM parameter space scenario I can be realized, i.e. both can be achieved simultaneously. This region cannot be found by simply superposing the figures from the previous sections because the phases that maximize the asymmetry are different for $T \gtrsim T_{EW}$ and $T \lesssim T_-$. The requirement to produce enough DM imposes the stronger constraint. We therefore fix the CP-violating phases in a way that is consistent with $\sum_{\alpha} |\mu_{\alpha}| > 8 \cdot 10^{-6}$ at $T = 100$ GeV in some significant region in the $M - U^2$ -plane. We then check for which combination of M and U^2 the correct BAU is created by these phases.

We start with the phases used in figure 11, which were chosen to maximize the area in the $M - U^2$ -plane where $\sum_{\alpha} |\mu_{\alpha}| > 8 \cdot 10^{-6}$ at $T = 100$ MeV. The result is shown in figure 13. The blue line corresponds to the points where the asymmetry at T_{EW} corresponds to the observed BAU. While the requirement to produce enough DM only imposes a lower bound on the asymmetry at 100 MeV, the value of the BAU is known to be given by (13), i.e. has a fixed value. Thus, only the points on the blue line that lie within the region encircled by the red line (DM region) form the allowed parameter space. The shape of the blue BAU line can be modified by changing the phases, see figure 14, but this also changes the shape of the red line (DM region). Solving the kinetic equations for different phases reveals that the BAU line can be brought to most points within the DM region. This region therefore gives a good estimate of the allowed parameter space.

The constraints derived on the mixing angle U^2 are translated into constraints on the neutrino lifetime $\tau^{-1} \simeq \frac{1}{2} \text{tr} \Gamma_N$ (at $T = 1$ MeV) in figure 15.

In the plots of figure 14, there are two regions where the 'BAU' and 'DM' lines are close, leading to the successful baryogenesis and dark matter production. One is near the seesaw line and the other is for higher mixing. These regions are easier to identify in the $\text{Im} \omega - M$ plane

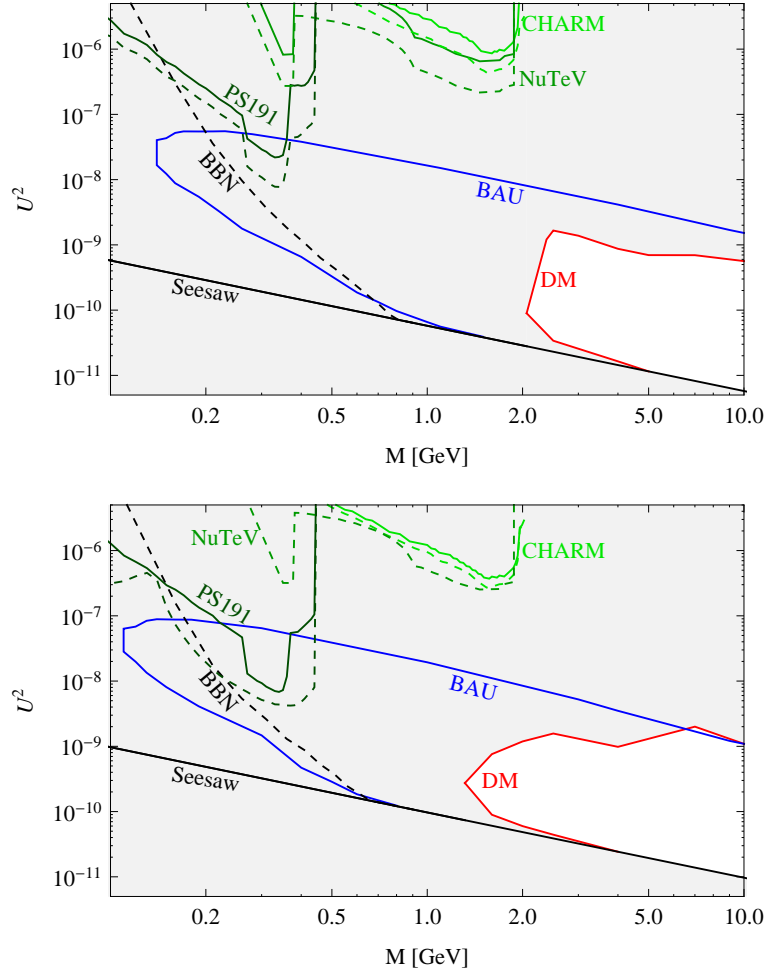


Figure 13: Constraints on the $N_{2,3}$ masses $M_{2,3} \simeq M$ and mixing $U^2 = \text{tr}(\theta^\dagger \theta)$ in the constrained νMSM (scenario I); upper panel - normal hierarchy, lower panel - inverted hierarchy. In the region between the solid blue “BAU” lines, the observed BAU can be generated. The lepton asymmetry at $T = 100$ MeV can be large enough that the resonant enhancement of N_1 production is sufficient to explain the observed Ω_{DM} inside the solid red “DM” line. The CP-violating phases were chosen to maximize the asymmetry at $T = 100$ MeV. The regions below the solid black “seesaw” line and dashed black “BBN” line are excluded by neutrino oscillation experiments and BBN, respectively. The areas above the green lines of different shade are excluded by direct search experiments, as indicated in the plot. The solid lines are exclusion plots for all choices of νMSM parameters, for the dashed lines the phases were chosen to maximize the late time asymmetry, consistent with the red line.

shown in figure 16. The baryon asymmetry almost vanishes for $\text{Im}\omega$ really close to 0, but this is not the case for dark matter production. Therefore, there is a region near $\text{Im}\omega = 0$ which produce the right amount of baryon asymmetry and enough dark matter. This is the region where the blue ‘BAU’ line is inside the red ‘DM’ line in figure 16. For large value of $|\text{Im}\omega|$, there also are regions where the two constraint are close.

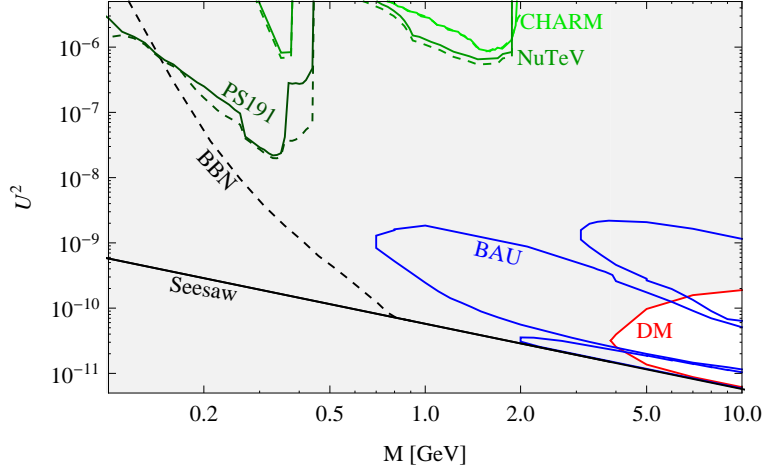


Figure 14: Same as figure 13, but with a different set of CP-violating phases. The plot illustrates how the “BAU” line moves when the phases are changed; it can cross through points deep inside the maximal “BAU” region while the phase still allow for DM production. The sign of the BAU is opposite in the two disjoint “BAU” regions.

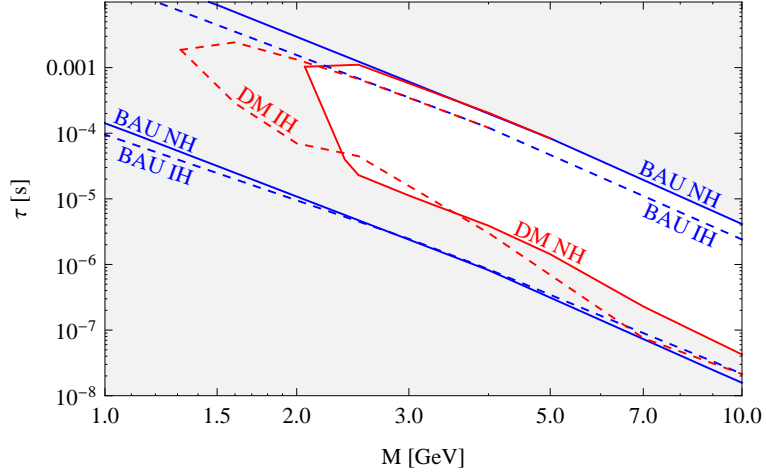


Figure 15: Constraints on the $N_{2,3}$ masses $M_{2,3} \simeq M$ and lifetime $\tau^{-1} \simeq \frac{1}{2}\text{tr}\Gamma_N|_{T=1\text{MeV}}$ in the constrained νMSM (scenario I). In the region between the blue “BAU” lines, the observed BAU can be generated. The lepton asymmetry at $T = 100$ MeV can be large enough that the resonant enhancement of N_1 production is sufficient to explain the observed Ω_{DM} inside the red “DM” line. The CP-violating phases were chosen to maximize the asymmetry at $T = 100$ MeV. Solid lines - normal hierarchy, dotted lines - inverted hierarchy.

8 Conclusions and Discussion

We tested the hypothesis that three right handed neutrinos with masses below the electroweak scale can be the common origin of the observed dark matter, the baryon asymmetry of the universe and neutrino flavor oscillations. This possibility can be realized in the νMSM , an extension of the SM that is based on the type-I seesaw mechanism with three right handed neutrinos N_I . Center-

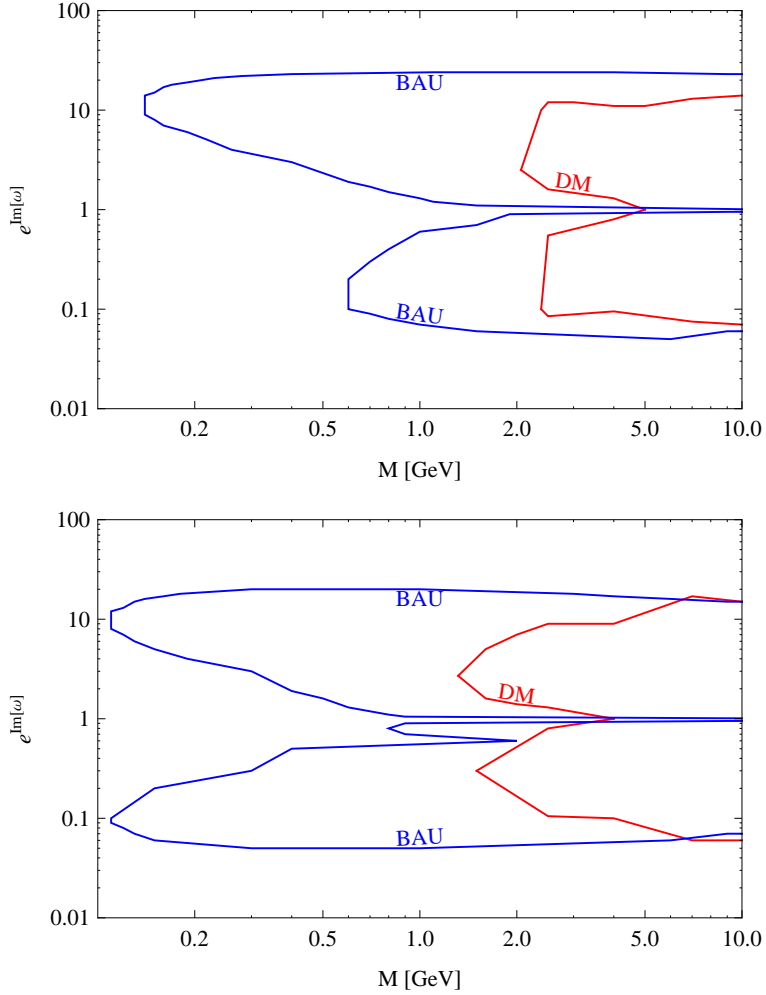


Figure 16: Constraints on the $N_{2,3}$ masses $M_{2,3} \simeq M$ and parameter $\text{Im}\omega$ in the constrained νMSM (scenario I); upper panel - normal hierarchy, lower panel - inverted hierarchy. In the region between the solid blue “BAU” lines, the observed BAU can be generated. The lepton asymmetry at $T = 100$ MeV can be large enough that the resonant enhancement of N_1 production is sufficient to explain the observed Ω_{DM} inside the solid red “DM” line. The CP-violating phases were chosen to maximize the asymmetry at $T = 100$ MeV.

piece of our analysis is the study of sterile and active neutrino abundances in the early universe, which allows to determine the range of sterile neutrino parameters in which DM, baryogenesis and all known data from active neutrino experiments can be explained *simultaneously* within the νMSM . We combined our results with astrophysical constraints and re-analyzed bounds from past experiments in the face of recent data from neutrino oscillation experiments. We found that all these requirements can be fulfilled for a wide range of sterile neutrino masses and mixings, see figures 13, 14 in section 7. In some part of this parameter space, all three new particles may be found in experiment or observation, using upgrades to existing facilities.

This is the first complete quantitative study of the above scenario (scenario I), in which no physics beyond the νMSM is required. We found that the νMSM can explain all experimental

data if one sterile neutrino (N_1), which composes the dark matter, has a mass in the keV range, while the other two ($N_{2,3}$) have quasi-degenerate masses in the GeV range. The heavier particles $N_{2,3}$ generate neutrino masses via the seesaw mechanism and create flavored lepton asymmetries from CP-violating oscillations in the early universe. These lepton asymmetries are crucial on two occasions in the early universe. On one hand they create the BAU via flavored leptogenesis. On the other hand they affect the rate of thermal DM production via the MSW effect. The second point allows to derive strong constraints on the $N_{2,3}$ properties from the requirement to explain the observed Ω_{DM} by thermal N_1 production, see section 6. This can be achieved by resonant production, caused by the presence of lepton asymmetries in the primordial plasma at $T \sim 100$ MeV. The required asymmetries can be created when $N_{2,3}$ are heavier than 1 – 2 GeV and the physical mass splitting between the N_2 and N_3 masses is comparable to the active neutrino mass differences. This can be achieved in a subspace of the ν MSM parameter space that is defined by fixing two of the unknown parameters (the Majorana mass splitting ΔM and a mixing angle $\text{Re}w$ in the sterile sector). This choice, in which scenario I can be realized, is dubbed “constrained ν MSM”.

We also studied systematically how the parameter constraints relax if one allows N_1 DM to be produced by some unspecified mechanism beyond the ν MSM (scenario II), see section 5. In this case the strongest constraints come from baryogenesis and the required mass degeneracy is much weaker, $\Delta M/M \lesssim 10^{-3}$. We found that successful baryogenesis is possible for $N_{2,3}$ masses as low as 10 MeV. These results are based on an extension of the analysis performed in [22] that accounts for a non-zero value of the neutrino mixing angle θ_{13} and a temperature dependent Higgs expectation value. While the low mass region is severely constrained by BBN and experiments, the allowed parameter space becomes considerably bigger for masses in the GeV range. Detailed results for the allowed sterile neutrino masses and mixings are shown in figures 6 - 7.

If one completely drops the requirement that DM is composed of N_1 and considers the ν MSM as a theory of baryogenesis and neutrino oscillations only (scenario III), no degeneracy in masses is required. Note that this also implies that no degeneracy is required in scenario II if more than three right handed neutrinos are added to the SM.

For masses below 5 GeV, the heavier sterile neutrinos can be searched for in experiments using present day technology. This makes the ν MSM one of the few truly testable theories of baryogenesis. The parameter space for the DM candidate N_1 is bound in all directions, see figure 2, and can be tested using observations of cosmic X-rays and the large scale structure of the universe. Since the model does not require new particle physics up to the Planck scale to be consistent with experiment, the hierarchy problem is absent in the ν MSM.

We conclude that neutrino physics can explain all confirmed detections of physics beyond the standard model except accelerated cosmic expansion.

Acknowledgements We are grateful to Mikko Laine for providing the numerical data shown in figure 5. We also would like to thank Oleg Ruchayskiy, Alexey Boyarsky and Artem Ivashko for sharing their expertise on experimental bounds. This work was supported by the Swiss National Science Foundation, the Gottfried Wilhelm Leibniz program of the Deutsche Forschungsgemeinschaft, the Project of Knowledge Innovation Program of the Chinese Academy of Sciences grant KJ CX2.YW.W10 and the IMPRS-PTFS.

A Kinetic Equations

In the following we sketch the derivation of the kinetic equations (29)-(31). Our basic assumptions can be summarized as follows:

- 1) Coherent states containing more than one N_I quantum are not relevant. Their contributions are suppressed by additional powers of the small mixing $\theta_{\alpha I}$. Processes involving one sterile neutrino include decays of N_I particles, their scatterings with SM particles and flavor oscillations.
- 2) Screened one-particle states are the only relevant propagating neutrino degrees of freedom. In particular, we do not consider any collective excitations, which are infrared effects and only give a small contribution when the typical neutrino momenta are hard $\sim T$.
- 3) The interactions that keep the SM fields in equilibrium act much faster than interactions involving N_I at all times due to the smallness of F .
- 4) $T_- \gtrsim T_d$, i.e. the lifetime of the N_I is sufficiently long that freezeout and decay are two well-separated events. This is the case in the parameter space we study.
- 5) The typical momentum of N_I particles is $\bar{p} \sim T$ even when they are out of equilibrium. This is justified because they are produced from a thermal bath and freeze out from a thermal state, hence their distribution functions should mimic those of kinetic equilibrium even when out of equilibrium.
- 6) We neglect the effect of the $N_{2,3}$ on the time evolution of the entropy (or temperature). This is justified as their contribution to the total entropy and energy densities are always small.
- 7) We neglect the effect of the lepton asymmetry on hadronization. This aspect has e.g. been discussed in [138].

A.1 How to characterize the Asymmetries

The leptonic charges that we are interested in can be expressed in terms of field bilinears. This and 1) imply that this is sufficient as we only need to deal with a reduced density matrix, in which all states including more than one sterile neutrino have been removed by partial tracing. Instead of bilinears in the field operators themselves we consider expectation values of bilinears in the ladder operators a_I, a_I^\dagger for sterile and $a_\alpha, a_\alpha^\dagger$ for active neutrinos. To be explicit, we decompose N_I as²⁸

$$N_I = \int \frac{d^3\mathbf{p}}{(2\pi)^3} \sum_s \frac{1}{\sqrt{2\omega_{\mathbf{p}}}} \left(u_{I,\mathbf{p}}^s e^{-i\mathbf{p}\mathbf{x}} a_{I,s}(\mathbf{p}, t) + v_{I,\mathbf{p}}^s e^{i\mathbf{p}\mathbf{x}} a_{I,s}^\dagger(\mathbf{p}, t) \right). \quad (49)$$

Here \mathbf{p} is momentum, s the spin index and u, v are the usual plane wave solutions to the Dirac equation,

$$(\not{p} - M_I)u_{I,\mathbf{p}}^s = 0 \quad (\not{p} + M_I)v_{I,\mathbf{p}}^s = 0. \quad (50)$$

²⁸The sterile neutrinos may be described as Weyl, Dirac or Majorana spinors. Here we have chosen to write ν_R as a right chirality four-spinor and pulled the P_R out of the definition (4) so that the N_I are Majorana spinors.

We will in the following always assume that the spacial momentum is directed along the z -axis, which is also the axis of angular momentum quantization. We chose the convention that $\mathfrak{h}u_{\mathbf{p}}^s = (-1)^{s+1}u_{\mathbf{p}}^s$ while $\mathfrak{h}v_{\mathbf{p}}^s = (-1)^s v_{\mathbf{p}}^s$, where \mathfrak{h} is the helicity matrix

$$\mathfrak{h} = \frac{1}{2} \frac{p_i}{|\mathbf{p}|} \gamma^i \gamma^0 \gamma^5 = \frac{1}{2} \frac{p_i}{|\mathbf{p}|} \Sigma_i, \quad \Sigma_i = \frac{i}{2} \epsilon_{ijk} \gamma^j \gamma^k. \quad (51)$$

All relevant matrix elements of the density matrix $\hat{\rho}$ can be identified with expectation values of bilinears in the ladder operators. Because of this the matrix ρ of bilinears, to be defined in (52), is often referred to as “density matrix” (rather than $\hat{\rho}$ itself). In principle there is a large number of such bilinears. A complete characterization of the system requires knowledge of all their expectation values at all times. However, it can be simplified dramatically, and for our purpose it will be sufficient to follow the time evolution of two 2×2 matrices ρ_N and $\rho_{\bar{N}}$ and three chemical potentials.

The only term in (1) that violates lepton number is M_M . For $T \gg M$, it is negligible and lepton number is approximately conserved. There is no total lepton asymmetry at T_{EW} in the ν MSM, but there can be asymmetries of opposite sign for fermions with different chirality. Baryogenesis occurs because sphalerons only couple to left handed fermions. As far as the (Majorana) neutrinos are concerned, the two helicity states act as “particle” and “antiparticle”. Terms containing two creation or two annihilation operators such, as $\langle a_I a_J \rangle$ or $\langle a_{\alpha}^{\dagger} a_{\beta}^{\dagger} \rangle$, can be related to processes that violate lepton number and are suppressed at $T > M$. For $T \lesssim M$ they in principle could contribute, but the leading order contribution in the Yukawa coupling F to the corresponding rates $\frac{d}{dt} \langle a_I a_J \rangle$ etc.²⁹ oscillate fast. We therefore only consider terms that contain exactly one creation and one annihilation operator. Since only two of the sterile neutrinos are relevant here, these form a 10×10 matrix that can be written as

$$\rho = \begin{pmatrix} \rho_{NN} & \rho_{N\bar{N}} & \rho_{NL} & \rho_{N\bar{L}} \\ \rho_{\bar{N}N} & \rho_{\bar{N}\bar{N}} & \rho_{\bar{N}L} & \rho_{\bar{N}\bar{L}} \\ \rho_{LN} & \rho_{L\bar{N}} & \rho_{LL} & \rho_{L\bar{L}} \\ \rho_{\bar{L}N} & \rho_{\bar{L}\bar{N}} & \rho_{\bar{L}L} & \rho_{\bar{L}\bar{L}} \end{pmatrix}, \quad (52)$$

with

$$\begin{aligned} (\rho_{NN})_{IJ} &= \langle a_{I,1}^{\dagger} a_{J,1} \rangle / V & (\rho_{N\bar{N}})_{IJ} &= \langle a_{I,1}^{\dagger} a_{J,2} \rangle / V \\ (\rho_{NL})_{I\beta} &= \langle a_{I,1}^{\dagger} a_{\beta,1} \rangle / V & (\rho_{N\bar{L}})_{I\beta} &= \langle a_{I,1}^{\dagger} a_{\beta,2} \rangle / V \\ (\rho_{\bar{N}N})_{IJ} &= \langle a_{I,2}^{\dagger} a_{J,1} \rangle / V & (\rho_{\bar{N}\bar{N}})_{IJ} &= \langle a_{I,2}^{\dagger} a_{J,2} \rangle / V \\ (\rho_{\bar{N}L})_{I\beta} &= \langle a_{I,2}^{\dagger} a_{\beta,1} \rangle / V & (\rho_{\bar{N}\bar{L}})_{I\beta} &= \langle a_{I,2}^{\dagger} a_{\beta,2} \rangle / V \\ (\rho_{LN})_{\alpha J} &= \langle a_{\alpha,1}^{\dagger} a_{J,1} \rangle / V & (\rho_{L\bar{N}})_{\alpha J} &= \langle a_{\alpha,1}^{\dagger} a_{J,2} \rangle / V \\ (\rho_{LL})_{\alpha\beta} &= \langle a_{\alpha,1}^{\dagger} a_{\beta,1} \rangle / V & (\rho_{L\bar{L}})_{\alpha\beta} &= \langle a_{\alpha,1}^{\dagger} a_{\beta,2} \rangle / V \\ (\rho_{\bar{L}N})_{\alpha J} &= \langle a_{\alpha,1}^{\dagger} a_{J,1} \rangle / V & (\rho_{\bar{L}\bar{N}})_{\alpha J} &= \langle a_{\alpha,2}^{\dagger} a_{J,1} \rangle / V \\ (\rho_{\bar{L}L})_{\alpha\beta} &= \langle a_{\alpha,2}^{\dagger} a_{\beta,1} \rangle / V & (\rho_{\bar{L}\bar{L}})_{\alpha\beta} &= \langle a_{\alpha,2}^{\dagger} a_{\beta,2} \rangle / V \end{aligned}, \quad (53)$$

where we have suppressed time and momentum indices (all momenta are \mathbf{p} and all times t). V is the overall spacial volume, which will always drop out of the computations in the end.

²⁹Whether the ladder operators or $\hat{\rho}$ or both change with time depends on whether one choses the Heisenberg, Schrödinger or interaction picture. The expectation value, however, always has the same time dependence.

A.2 Effective Kinetic Equations

The time evolution of ρ is governed by an effective Hamiltonian. In absence of Hubble expansion, which we will add later, it follows the kinetic equation

$$i\frac{d\rho}{dt} = [\mathbf{H}, \rho] - \frac{i}{2}\{\Gamma^>, \rho\} + \frac{i}{2}\{\Gamma^<, 1 - \rho\}. \quad (54)$$

\mathbf{H} can be viewed as the *dispersive part* of the effective Hamiltonian. The *absorptive part* given by the matrices Γ^{\gtrless} arises because the system is coupled to the background plasma formed by all other degrees of freedom of the SM. Note that (54) is valid for each momentum mode separately. The different modes are coupled by \mathbf{H} and Γ^{\gtrless} , which in principle depend on ρ and the lepton chemical potentials. The smallness of the sterile neutrino couplings F allows to simplify (54) due to a separation of time scales: The time scale associated with the N_I dynamics and the time scale on which chemical equilibration of the lepton asymmetries occurs are much longer than the typical relaxation time to kinetic equilibrium in the SM plasma. This allows to employ a *relaxation time approximation* and relate $\Gamma^>$ and $\Gamma^<$ by a detailed balance (or Kubo-Martin-Schwinger) relation [3, 6, 125],

$$i\frac{d\rho}{dt} = [\mathbf{H}, \rho] - \frac{i}{2}\{\Gamma, \rho - \rho^{eq}\}, \quad (55)$$

with $\Gamma = \Gamma^> - \Gamma^<$. ρ^{eq} is ρ evaluated with an equilibrium density matrix, $\hat{\rho} = Z/\text{tr}Z$, $Z = \exp(-\hat{H}/T)$, where \hat{H} is the Hamiltonian corresponding to (1). The matrices \mathbf{H} and Γ are Hermitian.

The effective masses of active and sterile neutrinos are very different and fast oscillations between them play no role. We thus put to zero ρ_{NL} , ρ_{LN} , $\rho_{\bar{N}L}$, $\rho_{\bar{L}N}$, $\rho_{N\bar{L}}$, $\rho_{L\bar{N}}$, $\rho_{\bar{N}\bar{L}}$ and $\rho_{\bar{L}\bar{N}}$. The time evolution of the asymmetries is related to the relaxation time scales of the N_I . Since interactions of the active neutrinos amongst themselves and with other SM fields are much faster, coherent effects in the active sector are negligible on this time scale. This allows to furthermore neglect $\rho_{L\bar{L}}$ and $\rho_{\bar{L}L}$. ρ_{LL} and $\rho_{\bar{L}\bar{L}}$ are taken diagonal with equilibrium occupation numbers and are thus characterized by the temperature T and three slowly varying chemical potentials. Thus, we can entirely describe the active sector by four numbers. Instead of the chemical potentials, we will in the following use $n_\alpha = (\rho_{LL})_{\alpha\alpha} - (\rho_{\bar{L}\bar{L}})_{\alpha\alpha}$, i.e. the number of particles minus number of antiparticles, to characterize the asymmetries³⁰. The relation between both can be found in the appendix of [19]. In the sterile sector we have to keep track of coherences. The system can then be described by the following set of kinetic equations,

$$i\frac{d\rho_{NN}}{dt} = [\mathbf{H}, \rho_{NN}] - \frac{i}{2}\{\gamma_N, \rho_{NN} - \rho_{NN}^{eq}\} + \frac{i}{2}n_\alpha\tilde{\gamma}_N^\alpha, \quad (56)$$

$$i\frac{d\rho_{\bar{N}\bar{N}}}{dt} = [\mathbf{H}^*, \rho_{\bar{N}\bar{N}}] - \frac{i}{2}\{\gamma_N^*, \rho_{\bar{N}\bar{N}} - \rho_{\bar{N}\bar{N}}^{eq}\} - \frac{i}{2}n_\alpha\tilde{\gamma}_N^{\alpha*}, \quad (57)$$

$$i\frac{dn_\alpha}{dt} = -i\gamma_L^\alpha n_\alpha + i\text{Tr}[\tilde{\gamma}_L^\alpha(\rho_{NN} - \rho_{NN}^{eq})] - i\text{Tr}[\tilde{\gamma}_L^{\alpha*}(\rho_{\bar{N}\bar{N}} - \rho_{\bar{N}\bar{N}}^{eq})]. \quad (58)$$

³⁰We work in the $\tilde{F} = FU_N$ base in flavor space. This is the mass base of sterile neutrinos in vacuum, but the flavor base for active neutrinos. Hence, the diagonal elements of ρ_{NN} and $\rho_{\bar{N}\bar{N}}$ have a straightforward interpretation as number densities for physical particles in vacuum, while the ladder operators a_α^\dagger create linear combinations of physical particles, and the matrices ρ_{LL} and $\rho_{\bar{L}\bar{L}}$ are strictly speaking not diagonal in thermal equilibrium. This adds a subtlety to the interpretation of n_α as “particles minus antiparticles”, which, however, is of no practical relevance due to the smallness of the neutrino masses.

Here $\gamma_N, \gamma_{\bar{N}}$ are the appropriate block-diagonal submatrices of Γ , for the corresponding submatrix of H we used the same symbol as for the full matrix to simplify the notations. These equations do not take into account the expansion of the universe. As usual, it can be included by using abundances (or “yields”) instead of number densities. It is also convenient to introduce the variable $X = M/T$ rather than time t .

All quantities appearing in the above equations depend on momentum. The different momentum modes are coupled by the scattering and decay processes. We have suppressed this momentum dependence. We define the abundances $\rho_N = \int d^3\mathbf{p}/(2\pi)^3 \rho_{NN}/s$, $\bar{\rho}_N = \int d^3\mathbf{p}/(2\pi)^3 \rho_{\bar{N}\bar{N}}/s$, $\rho^{eq} = \int d^3\mathbf{p}/(2\pi)^3 \rho_{NN}^{eq}/s \approx \int d^3\mathbf{p}/(2\pi)^3 \rho_{\bar{N}\bar{N}}^{eq}/s$ and $\mu_\alpha = \int d^3\mathbf{p}/(2\pi)^3 n_\alpha/s$ ³¹. Assumption 5) is justified if the common *kinetic equilibrium assumption*

$$\frac{(\rho_{NN})_{IJ}}{(\rho_{NN}^{eq})_{IJ}} = \frac{(\rho_N)_{IJ}}{(\rho^{eq})_{IJ}} \quad (59)$$

holds. We can use (59) to rewrite the anticommutator in (56) as $\{\Gamma_N, \rho_N - \rho^{eq}\}$ with

$$\Gamma_N = \tau \int d^3\mathbf{p} \gamma_N \frac{\rho_{NN}^{eq} s}{\rho^{eq}} = \tau \int d^3\mathbf{p} \gamma_N \frac{f_F(\omega_{\mathbf{p}})}{n_F}, \quad (60)$$

$$n_F = \int d^3\mathbf{q} f_F(\omega_{\mathbf{q}}). \quad (61)$$

We again emphasize that ρ_{NN}, γ_N etc. appearing in (56)-(58) depend on momentum while $\Gamma_N, \rho_N, \rho^{eq}$ etc. do not.

For $T \ll M$, almost all particles have the momentum $\bar{p} \sim T$ and Γ_N is essentially obtained by evaluating γ_N at $\mathbf{p} = \bar{p}$. Practically we compute the rates as described in section 4.2.2. Similarly, we can use $H = \tau H|_{\mathbf{p}=\bar{p}}$ for the Hermitian part of the effective Hamiltonian. For $|\mathbf{p}| \sim T \gtrsim M$, n_F can be approximated by $n_F \approx \frac{3}{2}\zeta(3)T^3 \approx 1.8T^3$, but γ_N has to be computed numerically.

Using the above considerations, we can write down the following effective kinetic equations:

$$i \frac{d\rho_N}{dX} = [H, \rho_N] - \frac{i}{2} \{\Gamma_N, \rho_N - \rho^{eq}\} + \frac{i}{2} \mu_\alpha \tilde{\Gamma}_N^\alpha, \quad (62)$$

$$i \frac{d\rho_{\bar{N}}}{dX} = [H^*, \rho_{\bar{N}}] - \frac{i}{2} \{\Gamma_N^*, \rho_{\bar{N}} - \rho^{eq}\} - \frac{i}{2} \mu_\alpha \tilde{\Gamma}_N^{\alpha*}, \quad (63)$$

$$i \frac{d\mu_\alpha}{dX} = -i\Gamma_L^\alpha \mu_\alpha + i\text{Tr} \left[\tilde{\Gamma}_L^\alpha (\rho_N - \rho^{eq}) \right] - i\text{Tr} \left[\tilde{\Gamma}_L^{\alpha*} (\rho_{\bar{N}} - \rho^{eq}) \right]. \quad (64)$$

They are equivalent to the ones used in [3]. Their interpretation is straightforward. In the mass base, the diagonal elements of ρ_N and $\rho_{\bar{N}}$ are the abundances of sterile neutrinos and antineutrinos, respectively. The off-diagonal elements are flavor coherences. ρ_N thus gives the abundances for “particles” and $\rho_{\bar{N}}$ those for “antiparticles”, defined as the helicity states of the Majorana fields N_I . This interpretation holds in vacuum, while at finite temperature the effective mass matrix rotates due to the interplay between the (temperature dependent) Higgs expectation value, the Majorana mass M_M and thermal masses in the plasma.

The first two terms in (62) and (63) are due to sterile neutrino oscillations and dissipative effects, respectively, either by scatterings or by decays and inverse decays of sterile neutrinos. More precisely, the Hermitian 2×2 matrix H in (62) and (63) is the dispersive part of the

³¹Note that the μ_α defined this way are dimensionless and basically abundances, not chemical potentials, cf. appendix C.

effective Hamiltonian for ρ_N and $\bar{\rho}_N$. The matrix Γ_N is the dissipative part of the effective Hamiltonian for ρ_N and $\bar{\rho}_N$ that arises because the sterile neutrinos are coupled to the SM. ρ^{eq} is the common equilibrium value of ρ_N and $\bar{\rho}_N$ in absence of an asymmetry. All these terms appeared already in earlier studies [47]. The equations of motion (64) for the asymmetries in the active sector follow from consistency consideration and the symmetries of the ν MSM. The terms containing $\tilde{\Gamma}_L^\alpha$ in (64) are their counterparts in the active sector. The last term is due to backreaction and has been discussed in [139].

A.3 The Effective Hamiltonian

We follow the approach used in [8] and split the Hamiltonian in the Heisenberg picture into a free part \hat{H}_0 and interaction \hat{H}_{int} . We perform the computation in Minkowski spacetime and for the moment omit the factor $\partial t/\partial X$ included in the definition (60). The same rates, multiplied by this factor, can be used in the early universe when abundances are considered instead of number densities. Starting point of the computation is the von Neumann equation in the interaction picture,

$$i\frac{d\hat{\rho}_I(t)}{dt} = [\hat{H}_I(t), \hat{\rho}_I(t)] , \quad (65)$$

where $\hat{\rho}_I \equiv \exp(i\hat{H}_0 t)\hat{\rho}\exp(-i\hat{H}_0 t)$ is the density matrix in the interaction picture and $\hat{H}_I = \exp(i\hat{H}_0 t)\hat{H}_{int}\exp(-i\hat{H}_0 t)$, where $\hat{\rho}$ is the (time independent) density matrix in the Heisenberg picture. Equation (65) can be solved perturbatively,

$$\hat{\rho}_I(t) = \hat{\rho}_0 - i \int_0^t dt' [\hat{H}_I(t'), \hat{\rho}_0] + (-i)^2 \int_0^t dt' \int_0^{t'} dt'' [\hat{H}_I(t'), [\hat{H}_I(t''), \hat{\rho}_0]] + \dots , \quad (66)$$

where $\hat{\rho}_0 \equiv \hat{\rho}(0) = \hat{\rho}_I(0)$.

We use (66) to compute the expectation values $\langle a_{I,r}^\dagger(\mathbf{p}, t)a_{J,s}(\mathbf{p}, t) \rangle/V$ by insertion into (28). For $\hat{\rho}_0$ we chose a product density matrix $\hat{\rho}_0 = \hat{\rho}_N \otimes \hat{\rho}_{SM}^{eq}$, where $\hat{\rho}_{SM}^{eq}$ is an equilibrium density matrix for the SM fields and

$$\hat{\rho}_N = \sum_I P_{I,s} a_{I,s}^\dagger |0\rangle \langle 0| a_{I,s} . \quad (67)$$

This is not the most general density matrix that can be build from one-particle N_I states, but it is sufficient to derive the effective Hamiltonian. The formula (66) formally gives expressions for the bilinears at all times. These are strictly valid only at times much shorter than the sterile neutrino relaxation time because the perturbative expansion at some point breaks down due to secular terms. In the relaxation time approximation (55) we can use a trick to deal with this problem. We differentiate $\langle a_{I,r}^\dagger(\mathbf{p}, t)a_{J,s}(\mathbf{p}, t) \rangle/V$ with respect to time to obtain a "rate". We then send t to infinity to eliminate its explicit appearance from the rate. This last step is allowed because all correlation functions of SM fields are damped on time scales much shorter than the sterile neutrino relaxation time by thermal damping rates due to the gauge interactions. Thus, the late time part of the integrand in (66) does not contribute significantly to $d\langle a_{I,r}^\dagger(\mathbf{p}, t)a_{J,s}(\mathbf{p}, t) \rangle/(V dt)$. This way we obtain the rate of change of the matrices ρ_{NN} and $\rho_{\bar{N}\bar{N}}$ at initial time. In the relaxation time approximation, these rates can also be used at later times because backreaction is accounted for in the $\rho_N - \rho^{eq}$ term.

Repeating literally all steps in section 2.2 of reference [8] for the two flavor case and the initial density matrix (67), we obtain

$$\begin{aligned} \frac{d}{dt} \frac{\langle a_{I,r}^\dagger a_{J,s} \rangle}{V} &= \sum_{A=1,2} P_A \left[-i(\delta_{AI} - \delta_{AJ}) \frac{M}{\omega_{\mathbf{p}}} \text{Re}(\Delta \tilde{M}_M)_{IJ} \right. \\ &\quad \frac{1 - 2f_F(\omega_{\mathbf{p}})}{2\omega_{\mathbf{p}}} \left[(\delta_{AI} + \delta_{AJ}) \text{tr} (P_R(P_u^{rs})_{IJ} P_L \Pi_{IJ}^-(p) + P_R(P_v^{sr})_{JI} P_L \Pi_{JI}^-(p)) \right. \\ &\quad \left. \left. + i(\delta_{AI} - \delta_{AJ}) \mathcal{P} \int \frac{dq_0}{2\pi} \frac{1}{\omega_{\mathbf{p}} - q_0} \text{tr} (P_R(P_u^{rs})_{IJ} P_L \Pi_{IJ}^-(q_0, \mathbf{p}) + P_R(P_v^{sr})_{JI} P_L \Pi_{JI}^-(q_0, \mathbf{p})) \right] \right], \end{aligned} \quad (68)$$

with

$$\Delta \tilde{M}_M = \tilde{M}_M - \mathbb{1} \bar{M}, \quad \tilde{M}_M = U_N^T M_M U_N \quad (69)$$

and

$$(P_u^{rs})_{IJ} = u_{I,r}(\mathbf{p}) \bar{u}_{J,s}(\mathbf{p}), \quad (P_v^{rs})_{IJ} = v_{I,r}(\mathbf{p}) \bar{v}_{J,s}(\mathbf{p}). \quad (70)$$

In the limit $\delta M \rightarrow 0$ the projectors are independent of the sterile flavor indices and reduce to

$$(P_u)_{IJ}^{ss} = (\not{p} + \bar{M}) \left(\frac{1}{2} - (-1)^s \mathfrak{h} \right), \quad (P_v)_{IJ}^{ss} = (\not{p} - \bar{M}) \left(\frac{1}{2} + (-1)^s \mathfrak{h} \right), \quad (71)$$

where \mathfrak{h} is the helicity matrix (51). We have used $u^c = C \bar{u}^T = v$ and introduced the self energies

$$\Pi_{IJ}^{\gtrless}(p) = \tilde{F}_{\alpha I} \tilde{F}_{\beta J}^* \int \frac{d^4 k}{(2\pi)^4} (v^2 \delta(p-k) + \Delta^{\gtrless}(p+k)) S_{\alpha\beta}^{\lesseqgtr}(k), \quad (72)$$

with $\tilde{F} = F U_N$. The thermal Wightman functions appearing therein are defined as

$$\Delta^>(x_1 - x_2) = \langle \phi(x_1) \phi(x_2) \rangle \quad (73)$$

$$\Delta^<(x_1 - x_2) = \langle \phi(x_2) \phi(x_1) \rangle \quad (74)$$

$$S_{\alpha\beta ij}^>(x_1 - x_2) = \langle \nu_{\alpha i}(x_1) \bar{\nu}_{\beta j}(x_2) \rangle \quad (75)$$

$$S_{\alpha\beta ij}^<(x_1 - x_2) = -\langle \bar{\nu}_{\beta j}(x_2) \nu_{\alpha i}(x_1) \rangle. \quad (76)$$

Here i, j are spinor indices, which we suppress in the following. Transitions with $r \neq s$ do not contribute at leading order in $\theta_{\alpha I}$ due to the projectors. This justifies our description of the sterile sector by two 2×2 matrices ρ_N and $\rho_{\bar{N}}$ rather than a 4×4 matrix including elements $\propto \rho_{N\bar{N}}$ etc. Transitions with $\alpha \neq \beta$ are suppressed by the small active neutrino masses $m_i/T \ll 1$. The above expressions are written in the \tilde{F} -base (vacuum mass base). They can be translated into the F -base used in (1) by the replacements $\tilde{F} \rightarrow F$ and $\Delta \tilde{M}_M \rightarrow \Delta M \sigma_3$. Note that \bar{M} is defined at $T = 0$.

With (67), the initial value for ρ_N can be written as $\rho_N \propto \text{diag}(P_1, P_2)$. The RHS of (68) has a real and an imaginary part. They allow to extract the dispersive and dissipative parts H and γ_N of the effective Hamiltonian.

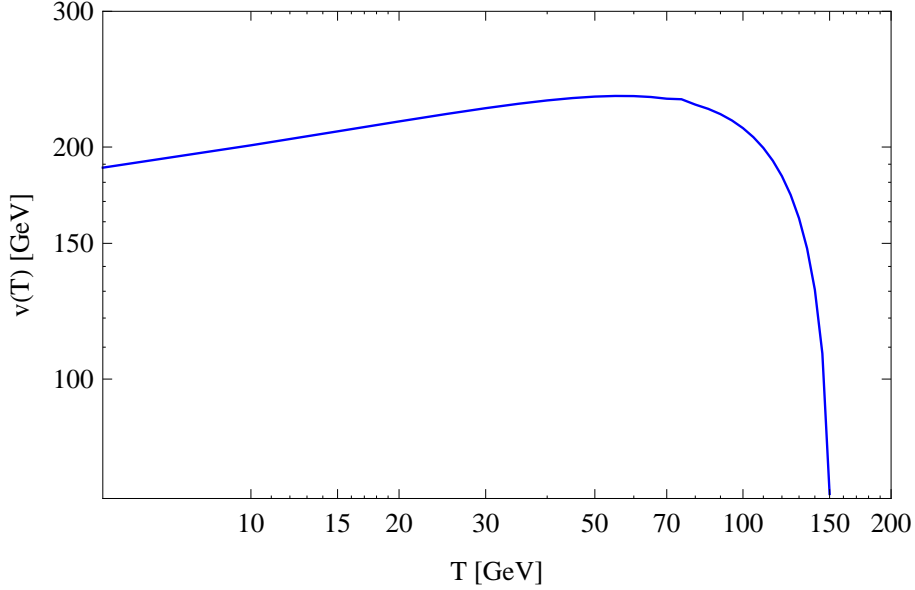


Figure 17: The Higgs expectation value as a function of temperature for $m_H = 126$ GeV.

A.3.1 Dispersive Part H

Comparison of (68) and (56) in absence of active lepton asymmetries (since we chose $\hat{\rho}_{SM}^{eq}$ without chemical potentials) allows to define the dispersive part of the effective Hamiltonian appearing in (33),

$$\begin{aligned}
H_{IJ} = & \tau(\bar{M}^2 + \bar{p}^2)^{\frac{1}{2}}\delta_{IJ} + \tau \int d^3\mathbf{p} \frac{f_F(\omega_{\mathbf{p}})}{n_F} \left[-\frac{M}{\omega_{\mathbf{p}}} \text{Re}(\Delta\tilde{M}_M)_{IJ} \right. \\
& \left. + \frac{1 - 2f_F(\omega_{\mathbf{p}})}{2\omega_{\mathbf{p}}} \left[\mathcal{P} \int \frac{dq_0}{2\pi} \frac{1}{\omega_{\mathbf{p}} - q_0} \text{tr} (P_u \Pi_{IJ}^-(q_0, \mathbf{p}) + P_v \Pi_{JI}^-(q_0, \mathbf{p})) \right] \right], \quad (77)
\end{aligned}$$

where we have introduced the short notation

$$P_u = P_R(P_u^{11})_{IJ}P_L = \left(\frac{1}{2} + \mathfrak{h}\right)P_L, \quad P_v = P_R(P_v^{11})_{JI}P_L = \left(\frac{1}{2} - \mathfrak{h}\right)P_L. \quad (78)$$

The additional factor $f_F(\omega_{\mathbf{p}})/n_F$ and the momentum integral come from the momentum averaging, cf (60). One can distinguish between three contributions. The term involving $\Delta\tilde{M}_M$ comes from the splitting of the Majorana masses and remains present in vacuum. The term involving Π_{IJ}^- is due to the Yukawa interactions. It contains two contributions, see (72), which are related to the Feynman diagrams shown in Figure 4. The part $\propto v(T)^2$ is due to the interaction with the Higgs condensate and produces the Dirac mass at $T < T_{EW}$. The part involving Δ^{\gtrless} comes from scatterings with Higgs particles. The Higgs expectation value as a function of temperature can be calculated for a given Higgs mass. We used $m_H = 126$ GeV, as suggested by recent LHC data [135, 136], to obtain the dependence shown in figure 17. However, we checked that varying m_H within the allowed window 115 – 130 GeV does not have a big effect on the results.

Evaluation of (77) requires knowledge of the dressed active neutrino and Higgs propagators $S_{\alpha\beta}^{\gtrless}(p)$ and Δ^{\gtrless} , respectively. These are in principle complicated functions of p and T . However,

we are mostly interested in very high or low temperatures, $T \gtrsim T_{EW} \gg M$ during baryogenesis and $T \lesssim M$ in the context of DM production. This allows to simplify the expressions. It is convenient to dissect the self energy Π^- into the Lorentz components

$$P_L \Pi_{IJ}^-(p) = P_L (A_{IJ}(p) \not{p} + B_{IJ}(p) \not{u}), \quad (79)$$

where $u = (1, 0, 0, 0)$ is the four-velocity of the primordial plasma, and write

$$H_{IJ} = \tau(\bar{M}^2 + T^2)\delta_{IJ} + \tau \int d^3\mathbf{p} \frac{f_F(\omega_{\mathbf{p}})}{n_F} \left[-\frac{M}{\omega_{\mathbf{p}}} \text{Re}(\Delta\tilde{M}_M)_{IJ} + \frac{1 - 2f_F(\omega_{\mathbf{p}})}{2\omega_{\mathbf{p}}} \right. \\ \left. \times \left[\mathcal{P} \int \frac{dq_0}{2\pi} \frac{1}{\omega_{\mathbf{p}} - q_0} (\omega_{\mathbf{p}}(B_{IJ} + B_{JI}) + \mathbf{p}(B_{IJ} - B_{JI}) + M^2(A_{IJ} + A_{JI})) \right] \right]. \quad (80)$$

Here the momentum dependence of $B_{IJ}(q_0, \mathbf{p})$, $A_{IJ}(q_0, \mathbf{p})$ has been suppressed and \mathbf{p} has to be read as $|\mathbf{p}|$. At temperatures $T \gg M$, the integral is dominated by hard momenta $\sim T$ and the term involving B_{IJ} dominates H_{IJ} . For $T \lesssim v(T)$, the interaction with the Higgs condensate dominates the N_I self energy and B_{IJ} can be estimated as

$$B_{IJ}(p) \simeq v(T)^2 \tilde{F}_{\alpha I} \tilde{F}_{\alpha J}^* \frac{\pi}{|\mathbf{p}|} b_{\alpha\beta}(p) (\delta(\omega - |\mathbf{p}| + b) - \delta(\omega + |\mathbf{p}| + b)) \text{ for } T \lesssim v(T). \quad (81)$$

Here b is the so-called ‘‘potential contribution’’ to the active neutrino propagator [6], obtained by decomposing the retarded active neutrino self energy as

$$\text{Re}\Sigma_{\alpha\beta}^R(p) = a_{\alpha\beta}(p) \not{p} + b_{\alpha\beta}(p) \not{u}. \quad (82)$$

Since active neutrinos mainly scatter via weak gauge interactions, the coefficients are in good approximation flavor independent in the primordial plasma, we can define $b\delta_{\alpha\beta} \equiv b_{\alpha\beta}(p)$, where $b_{\alpha\beta}(p)$ is to be evaluated on-shell. For hard momenta, b gives [140, 141]:

$$b = \begin{cases} -\frac{\pi\alpha_W T^2}{8p} \left(2 + \frac{1}{\cos^2 \theta_W} \right), & T \gg M_W \\ \frac{16G_F^2}{\pi\alpha_W} (2 + \cos^2 \theta_W) \frac{7\pi^2 T^4 p}{360}, & T \ll M_W. \end{cases} \quad (83)$$

Here θ_W is the Weinberg angle and α_W the weak gauge coupling. This leads to a contribution to H_{IJ} of the form

$$v(T)^2 \tilde{F}_{\alpha I} \tilde{F}_{\alpha J}^* \frac{\omega_{\mathbf{p}} + \mathbf{p}}{2\mathbf{p}} \frac{b\omega_{\mathbf{p}}}{M^2 + 2b\omega_{\mathbf{p}}}.$$

For $T > T_{EW}$, scatterings with Higgs bosons dominate and the hard thermal loop result $H \simeq \tilde{F}^\dagger \tilde{F} T/8$ from [3] can be used. Combining the two contributions, we approximate H by

$$H \simeq -\frac{M}{T} \Delta\tilde{M} + (\tilde{F}^\dagger \tilde{F})^* \left(\frac{T}{8} + \frac{v^2(T)}{T} \right) \quad (84)$$

during the calculations in section 5. In practice it is more convenient to work in the F -base, where the Hamiltonian reads $-\sigma_3 \frac{M}{T} \Delta M + F^\dagger F \left(\frac{T}{8} + \frac{v^2(T)}{T} \right)$.

At temperatures $T \ll T_{EW}$, there are no Higgs particles in the plasma and the Higgs expectation value is constant, thus $B_{IJ} = v^2 \tilde{F}_{\alpha I}^* \tilde{F}_{\beta J} b_{\alpha\beta}$, $A_{IJ} = v^2 \tilde{F}_{\alpha I}^* \tilde{F}_{\beta J} a_{\alpha\beta}$. In [6] it has been estimated that thermal corrections to the active neutrino propagator are small below a temperature

$$T_{pot} = 13 \left(\frac{M}{\text{GeV}} \right)^{\frac{1}{3}} \text{ GeV}. \quad (85)$$

For the masses under consideration in this work, we can approximately use free active neutrino propagators in section 6 because $T_+ < T_{pot}$. Furthermore, due to the considerations in section 2.6, we are mainly interested in the case $U_N \simeq \mathbb{1}$ for DM production, thus $\tilde{F} \simeq F$. Then $b_{\alpha\beta}(p_0, |\mathbf{p}|) \simeq 0$ and $a_{\alpha\beta}(p_0, |\mathbf{p}|) \simeq (U_\nu)_{\alpha i} (U_\nu)_{\beta i}^* \frac{\pi}{\omega_i} (\delta(p_0 - \omega_i) - \delta(p_0 + \omega_i))$, with $\omega_i = (\mathbf{p}^2 + m_i^2)^{1/2}$ [142], where m_i are the active neutrino masses. This recovers the vacuum result for the mass matrix at $|\mathbf{p}| = 0$, cf (9). H can be approximated by

$$H = \tau(\bar{p}^2 + M_N^2)^{1/2}. \quad (86)$$

In the basis of vacuum mass eigenstates it has the form $H = \text{diag}((\mathbf{p}^2 + M_2^2)^{1/2}, (\mathbf{p}^2 + M_3^2)^{1/2})$. Since $\delta M \ll T, M$ we can expand in δM and obtain for $\bar{p} = T$

$$H \simeq \tau \delta M (X^{-2} + 1)^{-1/2} \sigma_3, \quad (87)$$

with $X = M/T$ and the third Pauli matrix σ_3 . The part of H that is proportional to the identity matrix has been dropped as it always cancels out of the commutators in the kinetic equations.

A.3.2 Dissipative Part Γ_N

Again comparing (68) and (56), we define

$$(\Gamma_N)_{IJ} = \tau \int d^3 \mathbf{p} \frac{f_F(\omega_{\mathbf{p}})}{n_F} \frac{1 - 2f_F(\omega_{\mathbf{p}})}{2\omega_{\mathbf{p}}} \text{tr} (P_u \Pi_{IJ}^-(p) + P_v \Pi_{JI}^-(p)). \quad (88)$$

The rate for the ‘‘antiparticles’’ $\rho_{\bar{N}}$ can be found by using projectors analogue to (78), but with helicity index 2. It is given by $(\Gamma_N^<)^*$ as expected³². For what follows, it is useful to pull the Yukawa matrices out of the self energies and define

$$\bar{\Pi}_{\alpha\beta}^{\gtrless}(p) = \int \frac{d^4 k}{(2\pi)^4} (v^2 \delta(p - k) + \Delta^{\gtrless}(p + k)) S_{\alpha\beta}^{\lesseqgtr}(k). \quad (89)$$

Obviously $\Pi^{\gtrless} = \tilde{F}_{\alpha I}^* \tilde{F}_{\beta J} \bar{\Pi}_{\alpha\beta}^{\gtrless}$. For the computation of Γ_N according to (39) we can now define the matrices

$$R(T, M)_{\alpha\beta} = \int d^3 \mathbf{p} \frac{f_F(\omega_{\mathbf{p}})}{n_F} \frac{1 - 2f_F(\omega_{\mathbf{p}})}{2\omega_{\mathbf{p}}} \text{tr} (P_u \bar{\Pi}_{\alpha\beta}^-(p)) \quad (90)$$

$$R_M(T, M)_{\alpha\beta} = \int d^3 \mathbf{p} \frac{f_F(\omega_{\mathbf{p}})}{n_F} \frac{1 - 2f_F(\omega_{\mathbf{p}})}{2\omega_{\mathbf{p}}} \text{tr} (P_v \bar{\Pi}_{\alpha\beta}^-(p)). \quad (91)$$

They in general have to be computed numerically. We discuss their properties in section 4.2.

As usual in thermal field theory, the sterile neutrino self energies $\Pi^<$ and $\Pi^>$ can be associated with the gain and loss rate. Their difference $\Pi^- = \Pi^> - \Pi^<$ gives the total relaxation rate Γ_N for the sterile neutrinos. It acts as thermal production rate when their occupation numbers are below their equilibrium values and as dissipation rate in the opposite case. In configuration space, the self energy $\Pi^-(x)$ is related to the retarded self energy by $\Pi^R(x) = \theta(x_0) \Pi^-(x)$. This implies $\bar{\Pi}^-(p) = 2i \text{Im} \bar{\Pi}^R(p)$ in momentum space. As usual in field theory, the imaginary part of $\bar{\Pi}^R$ can be related to the total scattering cross section by the optical theorem (or its finite temperature

³²This can be seen by noticing that the traces are real and $P_R P_u^{22} P_L = P_R P_v^{11} P_L$, $P_R P_v^{22} P_L = P_R P_u^{11} P_L$ under the trace.

generalization) [128], while the real part is responsible for the mass shift (or modified dispersion relation in the plasma). Both are related by the Kramers-Kronig relations. The appearance of Π^- in (88) is in accord with the optical theorem, and the contributions to the dispersive and dissipative parts of the effective Hamiltonian are indeed related by a Kramers-Kronig relation, cf (77) and (88). This provides a good cross-check for our result.

A.3.3 The remaining Rates

The remaining rates (40) and (41) appearing in (29)-(31) in principle have to be calculated independently. The precise computation is considerably more involved than in the case of Γ_N . Γ_N is related to the discontinuities of the N_I self energies, which to leading order in the tiny Yukawa couplings $F_{\alpha I}$ only contain propagators of SM-fields as internal lines. Due to the fast gauge interactions these are in equilibrium in the relaxation time approximation and the RHS of (88) can be computed by means of thermal (equilibrium) field theory. This is not possible in the computation of the damping rates for the SM-lepton asymmetries, which are related to self energies where the out of equilibrium fields N_I appear as internal lines. For simplicity we follow the approach taken in [6], see section 6 therein, and use the symmetries of the ν MSM in certain limits to fix the structure of the rates.

We first consider the limit $(M_M)_{IJ} \rightarrow 0$, that is the absence of a Majorana mass term. In this case the “total lepton number” is conserved,

$$0 = \partial_\mu \left(\sum_I J_I^\mu + \sum_\alpha J_\alpha^\mu \right)_{M_M=0} \quad (92)$$

$$J_I^\mu = \bar{\nu}_{R,I} \gamma^\mu \nu_{R,I} \quad (93)$$

$$J_\alpha^\mu = \bar{\nu}_{L,\alpha} \gamma^\mu \nu_{L,\alpha} + \bar{e}_{L,\alpha} \gamma^\mu e_{L,\alpha}. \quad (94)$$

To leading order in the small mixing $\theta_{\alpha I}$ this implies

$$\frac{d}{dt} \left(\text{tr} \rho_- + \sum_\alpha \mu_\alpha \right)_{M_M=0} \simeq 0. \quad (95)$$

This situation is in good approximation realized for $T \gg M$, when baryogenesis takes place - the total lepton number is not violated during this process and a non-zero baryon number is only realized because sphalerons couple exclusively to left handed fields. Equation (95) implies

$$\Gamma_N \simeq \sum_\alpha \tilde{\Gamma}_L^\alpha \quad \text{tr} \tilde{\Gamma}_N^\alpha \simeq \Gamma_L^\alpha \quad \text{for } (M_M)_{IJ} = 0. \quad (96)$$

Other interesting limits considered in [6] include $F_{\alpha I} \rightarrow 0$ with fixed α for all I (leading to conservation of J_α^μ) and $F_{\alpha I} \rightarrow 0$ with fixed I for all α (leading to individual conservation of the combination $J_I^\mu + \sum_\alpha J_\alpha^\mu$ and the remaining current $J_{J \neq I}^\mu$). These limits allow to fix the basic structure of equations (40), (41). For a general choice of parameters some corrections of $\mathcal{O}[1]$ to these relations may be necessary, the determination of which we postpone until the precision of experimental data on the ν MSM requires it.

A.4 Uncertainties

Our study is the most complete quantitative study of bounds on the ν MSM parameter space from cosmology to date. However, the various assumptions made in the derivation of the kinetic

equations lead to uncertainties that may be of order one. These can be grouped into three categories:

- We only consider momentum averaged quantities. Since the sterile neutrinos can be far from thermal equilibrium, one in principle has to study the time evolution of each mode separately. Our treatment is a reasonable approximation as long as the kinetic equilibrium assumption (59) holds. A study of this aspect published in [139] suggests that deviations from kinetic equilibrium are indeed only of order one .
- The rates (40) and (41) have been calculated in a rather crude way in section A.3.3, leading to another source of uncertainties of order one. In addition, a precise calculation of the BAU requires knowledge of the sphaleron rate throughout the electroweak transition. Including this is expected to yield a slightly bigger value for the BAU [143].
- Though they are matrix valued and allow to study flavor oscillations, the equations (62)-(64) are of the Boltzmann type. They assume that the system can be described as a collection of (possibly entangled) individual particles that move freely between isolated scatterings and carry essentially no knowledge about previous interactions ("molecular chaos").

The first two issues can be fixed by more precise computations. However, with the current experimental data, order one uncertainties are small compared to the experimental and observational bounds on the model parameters. The corrections will only slightly change the boundaries of the allowed regions in parameter space found in this work. We therefore postpone more precise calculation to the time when such precision is required from the experimental side.

In contrast to that, the third point is more conceptual. In a dense plasma, multiple scatterings, off-shell and memory effects may affect the dynamics. The effect of these cannot be estimated within the framework of Boltzmann type equations, it requires a derivation from first principles that either confirms (62)-(64) and allows to estimate the size of the corrections or replaces them by a modified set of equations. In the past years, much progress has been made in the derivation of effective kinetic equations from first principles [75–78, 125, 126, 130, 133, 144–168]. Recent studies suggest that kinetic equation of the Boltzmann type are in principle applicable to study leptogenesis [77, 78, 154, 168], but the resonant amplification may be weaker than found in the standard Boltzmann approach [77]. It remains to be seen which effects possible corrections have in the ν MSM, where baryogenesis and dark matter production both crucially rely on the resonant amplification. A first principles study is difficult in the ν MSM due to the various different time dependent scales related to production, oscillations, freezeout and decay of the sterile neutrinos and the vast range of relevant temperatures. However, at this stage it seems likely that a first principles treatment is, if at all, only of phenomenological interest in the region around $\Gamma_N \sim \delta M$, which makes up only a small fraction of the relevant parameter space, cf. figure 6.

B Connection to Pseudo-Dirac Base

In our notation, the elements of ρ_N and $\rho_{\bar{N}}$ are bilinears in ladder operators that create quanta of the fields N_I , i.e. mass eigenstates in vacuum. This has the advantage that the diagonal elements can be interpreted as abundances of physical particles. The rates R and R_M have been introduced in [6], to which we regularly refer in this article. The basis in the field space right

handed neutrinos there differs from the one we use in (1) and corresponds to $U\nu_R$ with

$$U = \frac{1}{\sqrt{2}} \begin{pmatrix} i & 1 \\ -i & 1 \end{pmatrix}. \quad (97)$$

In this basis M_M is not diagonal and the Yukawa couplings should be rewritten as $hU = F$. The computation of the rates is then performed by defining a Dirac-spinor

$$\Psi = U_{2I}\nu_{R,I} + (U_{3I}\nu_{R,I})^c. \quad (98)$$

This is possible when the small mass splitting between the sterile neutrinos is neglected (or viewed as a perturbation and placed in the interacting part of \mathcal{L}). The fields $\nu_{R,I}$ can be recovered from this as $\nu_{R,I} = U_{2I}^* P_R \Psi + U_{3I}^* P_R \Psi^c$. In terms of Ψ , the ν MSM Lagrangian reads

$$\begin{aligned} \mathcal{L} &= \mathcal{L}_{SM} + \mathcal{L}_0 + \mathcal{L}_{int} \\ \mathcal{L}_0 &= \bar{\Psi}(i\partial\!\!\!/ - \bar{M})\Psi \\ \mathcal{L}_{int} &= -v(h_{\alpha 3}\bar{\nu}_{L\alpha}\Psi^c - h_{\alpha 3}^*\bar{\Psi}^c\nu_{L\alpha} - h_{\alpha 2}\bar{\nu}_{L\alpha}\Psi - h_{\alpha 2}^*\bar{\Psi}\nu_{L\alpha}) \\ &\quad - \frac{1}{2}\Delta M(\bar{\Psi}^c\Psi + \bar{\Psi}\Psi^c). \end{aligned} \quad (99)$$

$$(100)$$

The analogue of our matrix ρ_N (which is also called ρ_N in [6]) is defined as

$$\rho_N^\Psi = \int \frac{d^3\mathbf{p}}{V(2\pi)^3} \begin{pmatrix} \langle c_1^\dagger c_1 \rangle & \langle c_1^\dagger d_1 \rangle \\ \langle d_1^\dagger c_1 \rangle & \langle d_1^\dagger d_1 \rangle \end{pmatrix}, \quad (101)$$

where c_s (c_s^\dagger) and d_s (d_s^\dagger) are the annihilation (creation) operators for Ψ particles (antiparticles) with momentum \mathbf{p} and helicity s . The corresponding rate Γ_N^Ψ in the kinetic equations is given by³³

$$\Gamma_N^\Psi = \tau \int d^3\mathbf{p} \frac{f_F(\omega_{\mathbf{p}})}{n_F} v^2 \frac{f_F(p_0)}{2\omega_{\mathbf{p}}} \left(h_{\alpha I} h_{\beta J}^* R(T, M)_{\alpha\beta} + (\sigma_1 h^\dagger)_{I\alpha} (h\sigma_1)_{\beta J} R_M(T, M)_{\alpha\beta} \right) \quad (102)$$

where $h = FU^\dagger$, σ_1 is the first Pauli matrix and we have neglected flavor off-diagonal elements. In the high temperature regime that was considered in [6] this simplifies to

$$\Gamma_N^\Psi \tau^{-1} = (h^\dagger h)^* R^{(S)}(T, M) + \sigma_1 h^\dagger h \sigma_1 R_M^{(S)}(T, M). \quad (103)$$

$\sigma_1 h^\dagger h \sigma_1$ is $(h^\dagger h)^*$ with the diagonal elements swapped. The equation (90) defines the quantities $R(T, M)$ and $R_M(T, M)$ ³⁴. Ignoring the small mixing between active and sterile neutrinos, Γ_N is related to Γ_N^Ψ by

$$\Gamma_N \simeq (UU_N)^T \Gamma_N^\Psi (UU_N)^* \quad (104)$$

for $T \gg m_i$.

Finally, the Yukawa matrix in [6] and [22] is expressed in terms of the parameters ϵ_{di} , η_{di} , ϕ_{di} , which differ from those we use here. In the limit $\epsilon_{di} \gg 1$, these can be related to our parameters by

$$\sqrt{\epsilon_{di}} = e^{-\text{Im}\omega}, \quad \eta_{di} = 2\text{Re}\omega, \quad \alpha_{di} = \frac{\alpha_2}{2}, \quad \phi_{di} = \delta. \quad (105)$$

We here prefer to use the parameterization fixed in section 2.5 because the expressions in terms of (105) given in [6] are only approximate.

³³Note that there were errors in the corresponding expressions (5.19), (5.20) in [6] and that there only the case $T \gg M$ was considered.

³⁴Our definitions of R and R_M differ from those in [6] by a constant factor F_0^2 with $F_0 = 2 \times 10^{-9}$.

C How to characterize the lepton asymmetries

In the ν MSM neither the individual lepton numbers, related to the currents (94), nor their sum are conserved. However, since the rates of all processes that violate them are suppressed by the small Yukawa couplings F , they evolve on a much slower time scale than other processes in the primordial plasma and are well-defined. For practical purposes the magnitude of flavoured lepton asymmetries in the primordial plasma can be characterized in different ways. In this article we describe them by the ratio between the number densities (particles minus antiparticles) and the entropy density $s \equiv 2\pi^2 T^3 g_*/45$,

$$\mu_\alpha = \frac{n_\alpha}{s} \text{ cf. (14).}$$

This quantity is convenient because it is not affected by the expansion of the universe as long as the expansion is adiabatic. In the following we relate μ_α to other quantities that are commonly used in the literature, using the relations given in the appendix of [19].

In quantum field theory calculations it is common to parameterize the asymmetries by chemical potentials μ_α , which can be extracted from the distribution functions that appear in the free propagators at finite temperature. In the massless limit $T \gg m_i$ these are related to n_α by

$$n_\alpha = \frac{\mu_\alpha T^2}{6} + \frac{\mu_\alpha^3}{6\pi^2}, \quad (106)$$

leading to

$$\mu_\alpha \approx \frac{15}{4\pi^2 g_*} \frac{\mu_\alpha}{T}. \quad (107)$$

Alternatively one can normalize the lepton numbers n_α (“particles minus antiparticles”) by the total density of “particles plus antiparticles” in the plasma,

$$\Delta_\alpha = \frac{n_\alpha}{n_\alpha^{eq}} \quad (108)$$

where $n_\alpha^{eq} \equiv 2 \int d^3\mathbf{q}/(2\pi)^3 / (e^{|\mathbf{q}|/T} + 1) = 3\zeta(3)T^3/2\pi^2$ and

$$\mu_\alpha = \frac{135\zeta(3)}{4\pi^4 g_*} \Delta_\alpha. \quad (109)$$

Finally, one can normalize with respect to the photon density,

$$L_\alpha \equiv \frac{n_\alpha}{n_\gamma} \quad (110)$$

where $n_\gamma \equiv 2 \int d^3\mathbf{q}/(2\pi)^3 / (e^{|\mathbf{q}|/T} - 1) = 2\zeta(3)T^3/\pi^2$, which yields

$$\mu_\alpha = \frac{45\zeta(3)}{\pi^4 g_*} L_\alpha. \quad (111)$$

D Low temperature Decay Rates for sterile Neutrinos

Most of the rates relevant for this work have been computed in [16], where they are listed in the appendix. Here we only list those rates that are needed in addition to those or require refinement. This was necessary for the decay rates into leptons, where masses of the final state particles had been neglected in the original computation.

D.1 Semileptonic decay

Decay into up-type quarks through neutral current :

$$\Gamma_{N_I \rightarrow \nu_\alpha u \bar{u}} = \frac{G_F^2 |\Theta_{\alpha I}|^2 M^5}{192\pi^3} \left(f^{(u)}(x_q) S(x_q, x_q) + x_q^4 \left(3 - \frac{16}{3} C_1 x_q^2 + (3 - 8C_1) x_q^4 \right) \right. \\ \left. \times \log \left[\frac{1 - 4x_q^2 + 2x_q^4 + S(x_q, x_q)(1 - 2x_q^2)}{2x_q^4} \right] \right) \quad (112)$$

where $x_q = m_q/M$.

Decay into down-type quarks through neutral current :

$$\Gamma_{N_I \rightarrow \nu_\alpha d \bar{d}} = \frac{G_F^2 |\Theta_{\alpha I}|^2 M^5}{192\pi^3} \left(f^{(d)}(x_q) S(x_q, x_q) + x_q^4 \left(3 - \frac{8}{3} C_2 x_q^2 - \left(1 - \frac{4}{3} C_2\right) x_q^4 \right) \right. \\ \left. \times \log \left[\frac{1 - 4x_q^2 + 2x_q^4 + S(x_q, x_q)(1 - 2x_q^2)}{2x_q^4} \right] \right) \quad (113)$$

Decay into quarks through charged current :

$$\Gamma_{N_I \rightarrow e_\alpha u_n \bar{d}_m} = \frac{G_F^2 |V_{nm}|^2 |\Theta_{\alpha I}|^2 M^5}{192\pi^3} \left(g(x, y) S(x, y) \right. \\ - 12x^4 \log \left[\frac{1 - S(x, y)(1 + x^2 - y^2) - 2y^2 + (x^2 - y^2)^2}{2x^2} \right] \\ - 12y^4 \log \left[\frac{1 - S(x, y)(1 - x^2 + y^2) - 2x^2 + (x^2 - y^2)^2}{2y^2} \right] \\ \left. + 12x^4 y^4 \log \left[\frac{1 - 2x^2 - 2y^2 + x^4 + y^4 - S(x, y)(1 - x^2 - y^2)}{2x^2 y^2} \right] \right) \quad (114)$$

where $\min(m_\alpha, m_{u_n}, m_{d_m})$ is neglected, and x and y are the two heavier masses divided by M .

D.2 Leptonic decay

$$\Gamma_{N_I \rightarrow e_{\alpha \neq \beta}^- e_{\beta}^+ \nu_\beta} = \frac{G_F^2 |\Theta_{\alpha I}|^2 M^5}{192\pi^3} \left(S(x_\alpha, x_\beta) g(x_\alpha, x_\beta) \right. \\ - 12x_\alpha^4 \log \left[\frac{1 - S(x_\alpha, x_\beta)(1 + x_\alpha^2 - x_\beta^2) - 2x_\beta^2 + (x_\alpha^2 - x_\beta^2)^2}{2x_\alpha^2} \right] \\ - 12x_\beta^4 \log \left[\frac{1 - S(x_\alpha, x_\beta)(1 - x_\alpha^2 + x_\beta^2) - 2x_\alpha^2 + (x_\alpha^2 - x_\beta^2)^2}{2x_\beta^2} \right] \\ \left. + 12x_\alpha^4 x_\beta^4 \log \left[\frac{1 - 2x_\alpha^2 - 2x_\beta^2 + x_\alpha^4 + x_\beta^4 - S(x_\alpha, x_\beta)(1 - x_\alpha^2 - x_\beta^2)}{2x_\alpha^2 x_\beta^2} \right] \right) \quad (115)$$

with

$$\begin{aligned}
S(x, y) &= \sqrt{(1 - (x + y)^2)(1 - (x - y)^2)} \\
C_1 &= \sin^2 \theta_W (3 - 4 \sin^2 \theta_W) \\
f^{(u)}(x) &= \frac{1}{4} - \frac{2}{9} C_1 - \left(\frac{7}{2} - \frac{20}{9} C_1 \right) x^2 - \left(\frac{1}{2} + 4C_1 \right) x^4 + (-3 + 8C_1) x^6 \\
C_2 &= \sin^2 \theta_W (3 - 2 \sin^2 \theta_W) \\
f^{(d)}(x) &= \frac{1}{4} - \frac{1}{9} C_2 + \left(\frac{10}{9} C_2 - \frac{2}{7} \right) x^2 - \left(\frac{1}{2} + 2C_2 \right) x^4 - (3 - 4C_2) x^6 \\
g(x, y) &= 1 - 7x^2 - 7y^2 - 7x^4 - 7y^4 + 12x^2y^2 - 7x^2y^4 - 7x^4y^2 + x^6 + y^6.
\end{aligned}$$

References

- [1] L. Canetti, M. Drewes, and M. Shaposhnikov, *Sterile Neutrinos as the Origin of Dark and Baryonic Matter*, [arXiv:1204.3902](#).
- [2] T. Asaka, S. Blanchet, and M. Shaposhnikov, *The ν msm, dark matter and neutrino masses*, *Phys. Lett.* **B631** (2005) 151–156, [[hep-ph/0503065](#)].
- [3] T. Asaka and M. Shaposhnikov, *The ν msm, dark matter and baryon asymmetry of the universe*, *Phys. Lett.* **B620** (2005) 17–26, [[hep-ph/0505013](#)].
- [4] W. A. Bardeen, *On naturalness in the standard model*, . Presented at the 1995 Ontake Summer Institute, Ontake Mountain, Japan, Aug 27 - Sep 2, 1995.
- [5] M. Shaposhnikov, *Is there a new physics between electroweak and planck scales?*, *hep-th/0708.3550* (2007) [[arXiv:0708.3550](#)].
- [6] M. Shaposhnikov, *The ν MMSM, leptonic asymmetries, and properties of singlet fermions*, *JHEP* **08** (2008) 008, [[arXiv:0804.4542](#)].
- [7] A. Boyarsky, A. Neronov, O. Ruchayskiy, and M. Shaposhnikov, *Constraints on sterile neutrino as a dark matter candidate from the diffuse x-ray background*, *Mon. Not. Roy. Astron. Soc.* **370** (2006) 213–218, [[astro-ph/0512509](#)].
- [8] T. Asaka, M. Laine, and M. Shaposhnikov, *On the hadronic contribution to sterile neutrino production*, *JHEP* **06** (2006) 053, [[hep-ph/0605209](#)].
- [9] F. Bezrukov, *ν msm predictions for neutrinoless double beta decay*, *Phys. Rev.* **D72** (2005) 071303, [[hep-ph/0505247](#)].
- [10] M. Shaposhnikov, *A possible symmetry of the ν msm*, *Nucl. Phys.* **B763** (2007) 49–59, [[hep-ph/0605047](#)].
- [11] T. Asaka, M. Shaposhnikov, and A. Kusenko, *Opening a new window for warm dark matter*, *Phys. Lett.* **B638** (2006) 401–406, [[hep-ph/0602150](#)].

- [12] A. Boyarsky, A. Neronov, O. Ruchayskiy, and M. Shaposhnikov, *Restrictions on parameters of sterile neutrino dark matter from observations of galaxy clusters*, *Phys. Rev. D* **74** (2006) 103506, [[astro-ph/0603368](#)].
- [13] A. Boyarsky, A. Neronov, O. Ruchayskiy, M. Shaposhnikov, and I. Tkachev, *How to find a dark matter sterile neutrino?*, *Phys. Rev. Lett.* **97** (2006) 261302, [[astro-ph/0603660](#)].
- [14] A. Boyarsky, A. Neronov, O. Ruchayskiy, and M. Shaposhnikov, *The masses of active neutrinos in the ν MSM from x-ray astronomy*, *JETP Lett.* **83** (2006) 133–135, [[hep-ph/0601098](#)].
- [15] M. Shaposhnikov and I. Tkachev, *The ν MSM, inflation, and dark matter*, *Phys. Lett. B* **639** (2006) 414–417, [[hep-ph/0604236](#)].
- [16] D. Gorbunov and M. Shaposhnikov, *How to find neutral leptons of the ν MSM?*, *JHEP* **10** (2007) 015, [[arXiv:0705.1729](#)].
- [17] D. Gorbunov and M. Shaposhnikov, *Kaon physics within ν MSM*, *PoS KAON* (2008) 047.
- [18] F. Bezrukov, *ν MSM and its experimental tests*, *J.Phys.Conf.Ser.* **110** (2008) 082002, [[arXiv:0710.2501](#)].
- [19] M. Laine and M. Shaposhnikov, *Sterile neutrino dark matter as a consequence of ν MSM-induced lepton asymmetry*, *JCAP* **0806** (2008) 031, [[arXiv:0804.4543](#)].
- [20] A. Anisimov, Y. Bartocci, and F. L. Bezrukov, *Inflaton mass in the ν MSM inflation*, [arXiv:0809.1097](#).
- [21] A. Boyarsky, O. Ruchayskiy, and M. Shaposhnikov, *The role of sterile neutrinos in cosmology and astrophysics*, *Ann. Rev. Nucl. Part. Sci.* **59** (2009) 191–214, [[arXiv:0901.0011](#)].
- [22] L. Canetti and M. Shaposhnikov, *Baryon Asymmetry of the Universe in the ν MSM*, *JCAP* **1009** (2010) 001, [[arXiv:1006.0133](#)].
- [23] T. Asaka and H. Ishida, *Flavour Mixing of Neutrinos and Baryon Asymmetry of the Universe*, *Phys.Lett. B* **692** (2010) 105–113, [[arXiv:1004.5491](#)].
- [24] T. Asaka, M. Laine, and M. Shaposhnikov, *Lightest sterile neutrino abundance within the ν MSM*, *JHEP* **0701** (2007) 091, [[hep-ph/0612182](#)].
- [25] V. Gorkavenko and S. Vilchynskiy, *Some constraints on the Yukawa parameters in the neutrino modification of the Standard Model (ν MSM) and CP-violation*, *Eur.Phys.J. C* **70** (2010) 1091–1098, [[arXiv:0907.4484](#)].
- [26] T. Asaka, S. Eijima, and H. Ishida, *Mixing of Active and Sterile Neutrinos*, *JHEP* **1104** (2011) 011, [[arXiv:1101.1382](#)].
- [27] O. Ruchayskiy and A. Ivashko, *Experimental bounds on sterile neutrino mixing angles*, *JHEP* **1206** (2012) 100, [[arXiv:1112.3319](#)].

- [28] V. M. Gorkavenko, I. Rudenok, and S. I. Vilchynskiy, *Leptonic asymmetry of the sterile neutrino hadronic decays in the ν MSM*, [arXiv:1201.0003](#).
- [29] O. Ruchayskiy and A. Ivashko, *Restrictions on the lifetime of sterile neutrinos from primordial nucleosynthesis*, [arXiv:1202.2841](#).
- [30] M. Drewes and B. Garbrecht, *Leptogenesis from a GeV Seesaw without Mass Degeneracy*, [arXiv:1206.5537](#).
- [31] F. L. Bezrukov and M. Shaposhnikov, *The Standard Model Higgs boson as the inflaton*, *Phys. Lett.* **B659** (2008) 703–706, [[arXiv:0710.3755](#)].
- [32] F. Bezrukov, D. Gorbunov, and M. Shaposhnikov, *On initial conditions for the Hot Big Bang*, *JCAP* **0906** (2009) 029, [[arXiv:0812.3622](#)].
- [33] J. Garcia-Bellido, D. G. Figueroa, and J. Rubio, *Preheating in the Standard Model with the Higgs-Inflaton coupled to gravity*, *Phys. Rev.* **D79** (2009) 063531, [[arXiv:0812.4624](#)].
- [34] M. Shaposhnikov and D. Zenhausern, *Scale invariance, unimodular gravity and dark energy*, *Phys. Lett.* **B671** (2009) 187–192, [[arXiv:0809.3395](#)].
- [35] M. Shaposhnikov and D. Zenhausern, *Quantum scale invariance, cosmological constant and hierarchy problem*, *Phys. Lett.* **B671** (2009) 162–166, [[arXiv:0809.3406](#)].
- [36] J. Garcia-Bellido, J. Rubio, M. Shaposhnikov, and D. Zenhausern, *Higgs-Dilaton Cosmology: From the Early to the Late Universe*, *Phys.Rev.* **D84** (2011) 123504, [[arXiv:1107.2163](#)].
- [37] F. Bezrukov, D. Gorbunov, and M. Shaposhnikov, *Late and early time phenomenology of Higgs-dependent cutoff*, *JCAP* **1110** (2011) 001, [[arXiv:1106.5019](#)].
- [38] F. Bezrukov and D. Gorbunov, *Light inflaton Hunter’s Guide*, *JHEP* **1005** (2010) 010, [[arXiv:0912.0390](#)].
- [39] A. Kusenko, *Sterile neutrinos, dark matter, and the pulsar velocities in models with a Higgs singlet*, *Phys.Rev.Lett.* **97** (2006) 241301, [[hep-ph/0609081](#)].
- [40] K. Petraki and A. Kusenko, *Dark-matter sterile neutrinos in models with a gauge singlet in the Higgs sector*, *Phys.Rev.* **D77** (2008) 065014, [[arXiv:0711.4646](#)].
- [41] L. Canetti, M. Drewes, and M. Shaposhnikov, *Matter and Antimatter in the Universe*, *New J. Phys.* **14** (2012) 095012, [[arXiv:1204.4186](#)].
- [42] P. Minkowski, *$\mu \rightarrow e \gamma$ at a rate of one out of 1-billion muon decays?*, *Phys. Lett.* **B67** (1977) 421.
- [43] M. Fukugita and T. Yanagida, *Baryogenesis Without Grand Unification*, *Phys. Lett.* **B174** (1986) 45.
- [44] A. Roy and M. Shaposhnikov, *Resonant production of the sterile neutrino dark matter and fine-tunings in the $[\nu]$ MSM*, *Phys.Rev.* **D82** (2010) 056014, [[arXiv:1006.4008](#)].

- [45] A. D. Sakharov, *Violation of CP Invariance, c Asymmetry, and Baryon Asymmetry of the Universe*, *Pisma Zh. Eksp. Teor. Fiz.* **5** (1967) 32–35.
- [46] V. A. Kuzmin, V. A. Rubakov, and M. E. Shaposhnikov, *On the anomalous electroweak baryon number nonconservation in the early universe*, *Phys. Lett.* **B155** (1985) 36.
- [47] E. K. Akhmedov, V. A. Rubakov, and A. Y. Smirnov, *Baryogenesis via neutrino oscillations*, *Phys. Rev. Lett.* **81** (1998) 1359–1362, [[hep-ph/9803255](#)].
- [48] **WMAP Collaboration** Collaboration, E. Komatsu et al., *Seven-Year Wilkinson Microwave Anisotropy Probe (WMAP) Observations: Cosmological Interpretation*, *Astrophys.J.Suppl.* **192** (2011) 18, [[arXiv:1001.4538](#)].
- [49] A. Boyarsky, J. Frohlich, and O. Ruchayskiy, *Self-consistent evolution of magnetic fields and chiral asymmetry in the early Universe*, *Phys.Rev.Lett.* **108** (2012) 031301, [[arXiv:1109.3350](#)].
- [50] S. Dodelson and L. M. Widrow, *Sterile-neutrinos as dark matter*, *Phys. Rev. Lett.* **72** (1994) 17–20, [[hep-ph/9303287](#)].
- [51] L. Wolfenstein, *Neutrino oscillations in matter*, *Phys. Rev.* **D17** (1978) 2369.
- [52] X.-D. Shi and G. M. Fuller, *A new dark matter candidate: Non-thermal sterile neutrinos*, *Phys. Rev. Lett.* **82** (1999) 2832–2835, [[astro-ph/9810076](#)].
- [53] **T2K Collaboration** Collaboration, K. Abe et al., *Indication of Electron Neutrino Appearance from an Accelerator-produced Off-axis Muon Neutrino Beam*, *Phys.Rev.Lett.* **107** (2011) 041801, [[arXiv:1106.2822](#)].
- [54] **MINOS Collaboration** Collaboration, P. Adamson et al., *Improved search for muon-neutrino to electron-neutrino oscillations in MINOS*, *Phys.Rev.Lett.* **107** (2011) 181802, [[arXiv:1108.0015](#)].
- [55] **DAYA-BAY Collaboration** Collaboration, F. An et al., *Observation of electron-antineutrino disappearance at Daya Bay*, *Phys.Rev.Lett.* **108** (2012) 171803, [[arXiv:1203.1669](#)].
- [56] J. Casas and A. Ibarra, *Oscillating neutrinos and muon to e, gamma*, *Nucl.Phys.* **B618** (2001) 171–204, [[hep-ph/0103065](#)].
- [57] G. Fogli, E. Lisi, A. Marrone, A. Palazzo, and A. Rotunno, *Evidence of $\theta_{13} \neq 0$ from global neutrino data analysis*, *Phys.Rev.* **D84** (2011) 053007, [[arXiv:1106.6028](#)].
- [58] **RENO collaboration** Collaboration, J. Ahn et al., *Observation of Reactor Electron Antineutrino Disappearance in the RENO Experiment*, *Phys.Rev.Lett.* **108** (2012) 191802, [[arXiv:1204.0626](#)].
- [59] G. Fogli, E. Lisi, A. Marrone, D. Montanino, A. Palazzo, et al., *Global analysis of neutrino masses, mixings and phases: entering the era of leptonic CP violation searches*, [arXiv:1205.5254](#).

- [60] K. Harigaya, M. Ibe, and T. T. Yanagida, *Seesaw Mechanism with Occam's Razor*, *Phys.Rev.* **D86** (2012) 013002, [[arXiv:1205.2198](#)].
- [61] M. Nemevsek, G. Senjanovic, and Y. Zhang, *Warm Dark Matter in Low Scale Left-Right Theory*, *JCAP* **1207** (2012) 006, [[arXiv:1205.0844](#)].
- [62] T. Araki and Y. Li, *Q_6 flavor symmetry model for the extension of the minimal standard model by three right-handed sterile neutrinos*, *Phys.Rev.* **D85** (2012) 065016, [[arXiv:1112.5819](#)].
- [63] A. Adulpravitchai and R. Takahashi, *A_4 Flavor Models in Split Seesaw Mechanism*, *JHEP* **1109** (2011) 127, [[arXiv:1107.3829](#)].
- [64] A. Merle and V. Niro, *Deriving Models for keV sterile Neutrino Dark Matter with the Froggatt-Nielsen mechanism*, *JCAP* **1107** (2011) 023, [[arXiv:1105.5136](#)].
- [65] J. Barry, W. Rodejohann, and H. Zhang, *Light Sterile Neutrinos: Models and Phenomenology*, *JHEP* **1107** (2011) 091, [[arXiv:1105.3911](#)].
- [66] M. Lindner, A. Merle, and V. Niro, *Soft $L_e - L_\mu - L_\tau$ flavour symmetry breaking and sterile neutrino keV Dark Matter*, *JCAP* **1101** (2011) 034, [[arXiv:1011.4950](#)].
- [67] K. L. McDonald, *Light Neutrinos from a Mini-Seesaw Mechanism in Warped Space*, *Phys.Lett.* **B696** (2011) 266–272, [[arXiv:1010.2659](#)].
- [68] A. Kusenko, F. Takahashi, and T. T. Yanagida, *Dark Matter from Split Seesaw*, *Phys.Lett.* **B693** (2010) 144–148, [[arXiv:1006.1731](#)].
- [69] F. Bezrukov, H. Hettmansperger, and M. Lindner, *keV sterile neutrino Dark Matter in gauge extensions of the Standard Model*, *Phys.Rev.* **D81** (2010) 085032, [[arXiv:0912.4415](#)].
- [70] K. Kadota, *Sterile neutrino dark matter in warped extra dimensions*, *Phys.Rev.* **D77** (2008) 063509, [[arXiv:0711.1570](#)].
- [71] M.-C. Chen, A. de Gouvea, and B. A. Dobrescu, *Gauge Trimming of Neutrino Masses*, *Phys.Rev.* **D75** (2007) 055009, [[hep-ph/0612017](#)].
- [72] K. Abazajian, M. Acero, S. Agarwalla, A. Aguilar-Arevalo, C. Albright, et al., *Light Sterile Neutrinos: A White Paper*, [arXiv:1204.5379](#).
- [73] X.-G. He and W. Liao, *The Friedberg-Lee Symmetry and Minimal Seesaw Model*, *Phys.Lett.* **B681** (2009) 253–256, [[arXiv:0909.1463](#)].
- [74] A. Mazumdar and S. Morisi, *Split neutrinos - leptogenesis, dark matter and inflation*, [arXiv:1201.6189](#).
- [75] M. Drewes, *On the Role of Quasiparticles and thermal Masses in Nonequilibrium Processes in a Plasma*, [arXiv:1012.5380](#).
- [76] M. Beneke, B. Garbrecht, M. Herranen, and P. Schwaller, *Finite Number Density Corrections to Leptogenesis*, *Nucl.Phys.* **B838** (2010) 1–27, [[arXiv:1002.1326](#)].

- [77] M. Garny, A. Kartavtsev, and A. Hohenegger, *Leptogenesis from first principles in the resonant regime*, [arXiv:1112.6428](#).
- [78] M. Drewes, S. Mendizabal, and C. Weniger, *Boltzmann Equations from First Principles without Gradient Expansion*, [arXiv:1202.1301](#).
- [79] A. Boyarsky, J. Lesgourgues, O. Ruchayskiy, and M. Viel, *Realistic sterile neutrino dark matter with keV mass does not contradict cosmological bounds*, *Phys. Rev. Lett.* **102** (2009) 201304, [[arXiv:0812.3256](#)].
- [80] T. Yamazaki et al., *Search for heavy neutrinos in kaon decay*, . IN *LEIPZIG 1984, Proceedings, High Energy Physics, Vol. 1*, 262.
- [81] M. Daum et al., *The KARMEN Time Anomaly: Search for a Neutral Particle of Mass 33.9 MeV in Pion Decay*, *Phys. Rev. Lett.* **85** (2000) 1815–1818, [[hep-ex/0008014](#)].
- [82] G. Bernardi et al., *Search for neutrino decay*, *Phys. Lett.* **B166** (1986) 479.
- [83] G. Bernardi et al., *Further limits on heavy neutrino couplings*, *Phys. Lett.* **B203** (1988) 332.
- [84] **NuTeV** Collaboration, A. Vaitaitis et al., *Search for neutral heavy leptons in a high-energy neutrino beam*, *Phys. Rev. Lett.* **83** (1999) 4943–4946, [[hep-ex/9908011](#)].
- [85] **CHARM** Collaboration, F. Bergsma et al., *A search for decays of heavy neutrinos in the mass range 0.5 GeV to 2.8 GeV*, *Phys. Lett.* **B166** (1986) 473.
- [86] **NOMAD** Collaboration, P. Astier et al., *Search for heavy neutrinos mixing with tau neutrinos*, *Phys. Lett.* **B506** (2001) 27–38, [[hep-ex/0101041](#)].
- [87] **WA66** Collaboration, A. M. Cooper-Sarkar et al., *Search for heavy neutrino decays in the BEBC beam dump experiment*, *Phys. Lett.* **B160** (1985) 207.
- [88] A. Atre, T. Han, S. Pascoli, and B. Zhang, *The Search for Heavy Majorana Neutrinos*, *JHEP* **0905** (2009) 030, [[arXiv:0901.3589](#)].
- [89] A. Kusenko, *Sterile neutrinos: The Dark side of the light fermions*, *Phys.Rept.* **481** (2009) 1–28, [[arXiv:0906.2968](#)].
- [90] K. Abazajian and S. M. Koushiappas, *Constraints on Sterile Neutrino Dark Matter*, *Phys.Rev.* **D74** (2006) 023527, [[astro-ph/0605271](#)].
- [91] A. Boyarsky, D. Iakubovskiy, O. Ruchayskiy, and V. Savchenko, *Constraints on decaying Dark Matter from XMM-Newton observations of M31*, *Mon.Not.Roy.Astron.Soc.* **387** (2008) 1361, [[arXiv:0709.2301](#)].
- [92] A. Boyarsky, J. Lesgourgues, O. Ruchayskiy, and M. Viel, *Lyman-alpha constraints on warm and on warm-plus-cold dark matter models*, *JCAP* **0905** (2009) 012, [[arXiv:0812.0010](#)].

- [93] M. Viel and M. G. Haehnelt, *Cosmological and astrophysical parameters from the SDSS flux power spectrum and hydrodynamical simulations of the Lyman-alpha forest*, *Mon.Not.Roy.Astron.Soc.* **365** (2006) 231–244, [[astro-ph/0508177](#)].
- [94] M. Viel, J. Lesgourgues, M. G. Haehnelt, S. Matarrese, and A. Riotto, *Can sterile neutrinos be ruled out as warm dark matter candidates?*, *Phys. Rev. Lett.* **97** (2006) 071301, [[astro-ph/0605706](#)].
- [95] U. Seljak, A. Makarov, P. McDonald, and H. Trac, *Can sterile neutrinos be the dark matter?*, *Phys. Rev. Lett.* **97** (2006) 191303, [[astro-ph/0602430](#)].
- [96] E. Semboloni, H. Hoekstra, J. Schaye, M. P. van Daalen, and I. J. McCarthy, *Quantifying the effect of baryon physics on weak lensing tomography*, [arXiv:1105.1075](#).
- [97] M. R. Lovell, V. Eke, C. S. Frenk, L. Gao, A. Jenkins, et al., *The Haloes of Bright Satellite Galaxies in a Warm Dark Matter Universe*, *Mon.Not.Roy.Astron.Soc.* **420** (2012) 2318–2324, [[arXiv:1104.2929](#)].
- [98] S. Tremaine and J. E. Gunn, *Dynamical role of light neutral leptons in cosmology*, *Phys. Rev. Lett.* **42** (1979) 407–410.
- [99] A. Boyarsky, O. Ruchayskiy, and D. Iakubovskiy, *A lower bound on the mass of Dark Matter particles*, [arXiv:0808.3902](#).
- [100] D. Gorbunov, A. Khmel'nitsky, and V. Rubakov, *Constraining sterile neutrino dark matter by phase-space density observations*, *JCAP* **0810** (2008) 041, [[arXiv:0808.3910](#)].
- [101] G. M. Fuller, A. Kusenko, and K. Petraki, *Heavy sterile neutrinos and supernova explosions*, *Phys.Lett.* **B670** (2009) 281–284, [[arXiv:0806.4273](#)].
- [102] G. M. Fuller, A. Kusenko, I. Mocioiu, and S. Pascoli, *Pulsar kicks from a dark-matter sterile neutrino*, *Phys.Rev.* **D68** (2003) 103002, [[astro-ph/0307267](#)].
- [103] A. Kusenko and G. Segre, *Pulsar kicks from neutrino oscillations*, *Phys.Rev.* **D59** (1999) 061302, [[astro-ph/9811144](#)].
- [104] J. Hidaka and G. M. Fuller, *Sterile Neutrino-Enhanced Supernova Explosions*, *Phys.Rev.* **D76** (2007) 083516, [[arXiv:0706.3886](#)].
- [105] J. Hidaka and G. M. Fuller, *Dark matter sterile neutrinos in stellar collapse: Alteration of energy/lepton number transport and a mechanism for supernova explosion enhancement*, *Phys.Rev.* **D74** (2006) 125015, [[astro-ph/0609425](#)].
- [106] K. Abazajian, G. M. Fuller, and W. H. Tucker, *Direct detection of warm dark matter in the x-ray*, *Astrophys. J.* **562** (2001) 593–604, [[astro-ph/0106002](#)].
- [107] A. D. Dolgov and S. H. Hansen, *Massive sterile neutrinos as warm dark matter*, *Astropart. Phys.* **16** (2002) 339–344, [[hep-ph/0009083](#)].
- [108] A. Boyarsky, J. Nevalainen, and O. Ruchayskiy, *Constraints on the parameters of radiatively decaying dark matter from the dark matter halo of the milky way and ursa minor*, [astro-ph/0610961](#).

- [109] C. R. Watson, J. F. Beacom, H. Yuksel, and T. P. Walker, *Direct x-ray constraints on sterile neutrino warm dark matter*, *Phys. Rev.* **D74** (2006) 033009, [[astro-ph/0605424](#)].
- [110] K. N. Abazajian, M. Markevitch, S. M. Koushiappas, and R. C. Hickox, *Limits on the radiative decay of sterile neutrino dark matter from the unresolved cosmic and soft x-ray backgrounds*, [astro-ph/0611144](#).
- [111] S. Riemer-Sorensen, S. H. Hansen, and K. Pedersen, *Sterile neutrinos in the Milky Way: Observational constraints*, *Astrophys.J.* **644** (2006) L33–L36, [[astro-ph/0603661](#)].
- [112] A. Boyarsky, D. Malyshev, A. Neronov, and O. Ruchayskiy, *Constraining DM properties with SPI*, *Mon.Not.Roy.Astron.Soc.* **387** (2008) 1345, [[arXiv:0710.4922](#)].
- [113] M. Loewenstein, A. Kusenko, and P. L. Biermann, *New Limits on Sterile Neutrinos from Suzaku Observations of the Ursa Minor Dwarf Spheroidal Galaxy*, *Astrophys.J.* **700** (2009) 426–435, [[arXiv:0812.2710](#)].
- [114] O. R. A. Boyarsky and M. Shaposhnikov, *Searching for Dark Matter, Contribution to Open Symposium - European Strategy Preparatory Group, Krakow, Poland, September 2012*, <https://indico.cern.ch/contributionDisplay.py?contribId=127&confId=175067>.
- [115] V. Springel, J. Wang, M. Vogelsberger, A. Ludlow, A. Jenkins, et al., *The Aquarius Project: the subhalos of galactic halos*, *Mon.Not.Roy.Astron.Soc.* **391** (2008) 1685–1711, [[arXiv:0809.0898](#)].
- [116] S. Ando and A. Kusenko, *Interactions of keV sterile neutrinos with matter*, *Phys.Rev.* **D81** (2010) 113006, [[arXiv:1001.5273](#)].
- [117] Y. Li and Z.-z. Xing, *Possible Capture of keV Sterile Neutrino Dark Matter on Radioactive β -decaying Nuclei*, *Phys.Lett.* **B695** (2011) 205–210, [[arXiv:1009.5870](#)].
- [118] W. Liao, *keV scale ν_R dark matter and its detection in β decay experiment*, *Phys.Rev.* **D82** (2010) 073001, [[arXiv:1005.3351](#)].
- [119] J. Hamann, S. Hannestad, G. G. Raffelt, I. Tamborra, and Y. Y. Wong, *Cosmology seeking friendship with sterile neutrinos*, *Phys.Rev.Lett.* **105** (2010) 181301, [[arXiv:1006.5276](#)].
- [120] G. Steigman, *Primordial Nucleosynthesis: The Predicted and Observed Abundances and Their Consequences*, [arXiv:1008.4765](#).
- [121] G. Steigman, *Neutrinos And Big Bang Nucleosynthesis*, [arXiv:1208.0032](#).
- [122] L. Lello and D. Boyanovsky, *Searching for sterile neutrinos from π and K decays*, [arXiv:1208.5559](#).
- [123] **L3** Collaboration, P. Achard et al., *Search for heavy neutral and charged leptons in e^+e^- annihilation at LEP*, *Phys. Lett.* **B517** (2001) 75–85, [[hep-ex/0107015](#)].
- [124] D. Gorbunov and M. Shaposhnikov, *Search for GeV-scale sterile neutrinos responsible for active neutrino masses and baryon asymmetry of the Universe, Contribution to Open Symposium - European Strategy Preparatory Group, Krakow, Poland, September 2012*, <https://indico.cern.ch/contributionDisplay.py?contribId=17&confId=175067>.

- [125] G. Sigl and G. Raffelt, *General kinetic description of relativistic mixed neutrinos*, *Nucl. Phys.* **B406** (1993) 423–451.
- [126] B. Garbrecht, *Baryogenesis from Mixing of Lepton Doublets*, [arXiv:1210.0553](#).
- [127] M. Laine and Y. Schroder, *Quark mass thresholds in QCD thermodynamics*, *Phys.Rev.* **D73** (2006) 085009, [[hep-ph/0603048](#)].
- [128] P. F. Bedaque, A. K. Das, and S. Naik, *Cutting rules at finite temperature*, *Mod.Phys.Lett.* **A12** (1997) 2481–2496, [[hep-ph/9603325](#)].
- [129] H. A. Weldon, *Simple Rules for Discontinuities in Finite Temperature Field Theory*, *Phys.Rev.* **D28** (1983) 2007.
- [130] A. Anisimov, D. Besak, and D. Bodeker, *Thermal production of relativistic Majorana neutrinos: Strong enhancement by multiple soft scattering*, *JCAP* **1103** (2011) 042, [[arXiv:1012.3784](#)].
- [131] D. Besak and D. Bodeker, *Thermal production of ultrarelativistic right-handed neutrinos: Complete leading-order results*, *JCAP* **1203** (2012) 029, [[arXiv:1202.1288](#)].
- [132] M. Laine, A. Vuorinen, and Y. Zhu, *Next-to-leading order thermal spectral functions in the perturbative domain*, *JHEP* **1109** (2011) 084, [[arXiv:1108.1259](#)].
- [133] M. Laine and Y. Schroder, *Thermal right-handed neutrino production rate in the non-relativistic regime*, *JHEP* **1202** (2012) 068, [[arXiv:1112.1205](#)].
- [134] A. Salvio, P. Lodone, and A. Strumia, *Towards leptogenesis at NLO: the right-handed neutrino interaction rate*, *JHEP* **1108** (2011) 116, [[arXiv:1106.2814](#)].
- [135] **ATLAS Collaboration** Collaboration, G. Aad et al., *Observation of a new particle in the search for the Standard Model Higgs boson with the ATLAS detector at the LHC*, *Phys.Lett.B* (2012) [[arXiv:1207.7214](#)].
- [136] **CMS Collaboration** Collaboration, S. Chatrchyan et al., *Observation of a new boson at a mass of 125 GeV with the CMS experiment at the LHC*, *Phys.Lett.B* (2012) [[arXiv:1207.7235](#)].
- [137] F. Bezrukov, M. Y. Kalmykov, B. A. Kniehl, and M. Shaposhnikov, *Higgs boson mass and new physics*, [arXiv:1205.2893](#).
- [138] D. J. Schwarz and M. Stuke, *Lepton asymmetry and the cosmic QCD transition*, *JCAP* **0911** (2009) 025, [[arXiv:0906.3434](#)].
- [139] T. Asaka, S. Eijima, and H. Ishida, *Kinetic Equations for Baryogenesis via Sterile Neutrino Oscillation*, *JCAP* **1202** (2012) 021, [[arXiv:1112.5565](#)].
- [140] H. A. Weldon, *Effective Fermion Masses of Order gT in High Temperature Gauge Theories with Exact Chiral Invariance*, *Phys.Rev.* **D26** (1982) 2789.
- [141] D. Notzold and G. Raffelt, *Neutrino Dispersion at Finite Temperature and Density*, *Nucl.Phys.* **B307** (1988) 924.

- [142] M. L. Bellac, *Thermal Field Theory, Cambridge Monographs on Mathematical Physics, Cambridge University Press ISBN-10: 0521654777, ISBN-13: 978-0521654777* (2000).
- [143] M. D’Onofrio, K. Rummukainen, and A. Tranberg, *The Sphaleron Rate through the Electroweak Cross-over, JHEP* **1208** (2012) 123, [[arXiv:1207.0685](#)].
- [144] T. Konstandin, T. Prokopec, and M. G. Schmidt, *Kinetic description of fermion flavor mixing and CP-violating sources for baryogenesis, Nucl.Phys.* **B716** (2005) 373–400, [[hep-ph/0410135](#)].
- [145] T. Konstandin, T. Prokopec, M. G. Schmidt, and M. Seco, *MSSM electroweak baryogenesis and flavor mixing in transport equations, Nucl.Phys.* **B738** (2006) 1–22, [[hep-ph/0505103](#)].
- [146] W. Buchmuller and S. Fredenhagen, *Quantum mechanics of baryogenesis, Phys.Lett.* **B483** (2000) 217–224, [[hep-ph/0004145](#)].
- [147] T. Prokopec, M. G. Schmidt, and S. Weinstock, *Transport equations for chiral fermions to order \hbar and electroweak baryogenesis. Part 1, Annals Phys.* **314** (2004) 208–265, [[hep-ph/0312110](#)].
- [148] T. Prokopec, M. G. Schmidt, and S. Weinstock, *Transport equations for chiral fermions to order \hbar and electroweak baryogenesis. Part II, Annals Phys.* **314** (2004) 267–320, [[hep-ph/0406140](#)].
- [149] F. Fillion-Gourdeau, J.-S. Gagnon, and S. Jeon, *All orders Boltzmann collision term from the multiple scattering expansion of the self-energy, Phys.Rev.* **D74** (2006) 025010, [[hep-ph/0603212](#)].
- [150] M. Lindner and M. M. Muller, *Comparison of Boltzmann equations with quantum dynamics for scalar fields, Phys.Rev.* **D73** (2006) 125002, [[hep-ph/0512147](#)].
- [151] M. Lindner and M. M. Muller, *Comparison of Boltzmann kinetics with quantum dynamics for a chiral Yukawa model far from equilibrium, Phys.Rev.* **D77** (2008) 025027, [[arXiv:0710.2917](#)].
- [152] A. De Simone and A. Riotto, *Quantum Boltzmann Equations and Leptogenesis, JCAP* **0708** (2007) 002, [[hep-ph/0703175](#)].
- [153] A. Anisimov, W. Buchmuller, M. Drewes, and S. Mendizabal, *Nonequilibrium Dynamics of Scalar Fields in a Thermal Bath, Annals Phys.* **324** (2009) 1234–1260, [[arXiv:0812.1934](#)].
- [154] A. Anisimov, W. Buchmuller, M. Drewes, and S. Mendizabal, *Leptogenesis from Quantum Interference in a Thermal Bath, Phys.Rev.Lett.* **104** (2010) 121102, [[arXiv:1001.3856](#)].
- [155] J.-S. Gagnon and M. Shaposhnikov, *Baryon Asymmetry of the Universe without Boltzmann or Kadanoff-Baym equations, Phys.Rev.* **D83** (2011) 065021, [[arXiv:1012.1126](#)].

- [156] B. Garbrecht, *Leptogenesis: The Other Cuts*, *Nucl.Phys.* **B847** (2011) 350–366, [[arXiv:1011.3122](#)].
- [157] M. Beneke, B. Garbrecht, C. Fidler, M. Herranen, and P. Schwaller, *Flavoured Leptogenesis in the CTP Formalism*, *Nucl.Phys.* **B843** (2011) 177–212, [[arXiv:1007.4783](#)].
- [158] M. Garny, A. Hohenegger, A. Kartavtsev, and M. Lindner, *Systematic approach to leptogenesis in nonequilibrium QFT: Self-energy contribution to the CP-violating parameter*, *Phys.Rev.* **D81** (2010) 085027, [[arXiv:0911.4122](#)].
- [159] A. Anisimov, W. Buchmuller, M. Drewes, and S. Mendizabal, *Quantum Leptogenesis I*, *Annals Phys.* **326** (2011) 1998–2038, [[arXiv:1012.5821](#)].
- [160] C. P. Kiessig, M. Plumacher, and M. H. Thoma, *Decay of a Yukawa fermion at finite temperature and applications to leptogenesis*, *Phys.Rev.* **D82** (2010) 036007, [[arXiv:1003.3016](#)].
- [161] C. Kiessig and M. Plumacher, *Hard-Thermal-Loop Corrections in Leptogenesis I: CP-Asymmetries*, *JCAP* **1207** (2012) 014, [[arXiv:1111.1231](#)].
- [162] C. Kiessig and M. Plumacher, *Hard-Thermal-Loop Corrections in Leptogenesis II: Solving the Boltzmann Equations*, [arXiv:1111.1235](#).
- [163] M. Garny, A. Hohenegger, A. Kartavtsev, and M. Lindner, *Systematic approach to leptogenesis in nonequilibrium QFT: Vertex contribution to the CP-violating parameter*, *Phys.Rev.* **D80** (2009) 125027, [[arXiv:0909.1559](#)].
- [164] V. Cirigliano, C. Lee, M. J. Ramsey-Musolf, and S. Tulin, *Flavored Quantum Boltzmann Equations*, *Phys.Rev.* **D81** (2010) 103503, [[arXiv:0912.3523](#)].
- [165] M. Garny, A. Hohenegger, and A. Kartavtsev, *Quantum corrections to leptogenesis from the gradient expansion*, [arXiv:1005.5385](#).
- [166] M. Herranen, K. Kainulainen, and P. M. Rahkila, *Flavour-coherent propagators and Feynman rules: Covariant cQPA formulation*, *JHEP* **1202** (2012) 080, [[arXiv:1108.2371](#)].
- [167] M. Herranen, K. Kainulainen, and P. M. Rahkila, *Coherent quantum Boltzmann equations from cQPA*, *JHEP* **1012** (2010) 072, [[arXiv:1006.1929](#)].
- [168] B. Garbrecht and M. Herranen, *Effective Theory of Resonant Leptogenesis in the Closed-Time-Path Approach*, *Nucl.Phys.* **B861** (2012) 17–52, [[arXiv:1112.5954](#)].