

# OBSERVATION OF THE E(38)-BOSON

**Kh.U. Abraamyan<sup>1,2,\*</sup>, A.B. Anisimov<sup>1</sup>, M.I. Baznat<sup>3</sup>, K.K. Gudima<sup>3,\*</sup>,  
M.A. Nazarenko<sup>4</sup>, S.G. Reznikov<sup>1</sup>, and A.S. Sorin<sup>5</sup>**

<sup>1</sup> VBLHEP JINR, 141980 Dubna, Moscow region, Russia

<sup>2</sup> International Center for Advanced Studies, YSU, 0025, Yerevan, Armenia

<sup>3</sup> Institute of Applied Physics, MD-2028 Kishinev, Moldova

<sup>4</sup> Moscow State Institute of Radioengineering, Electronics and Automation, 119454 Moscow, Russia

<sup>5</sup> BLTP JINR, 141980 Dubna, Moscow region, Russia

\* E-mail: [abraam@sunhe.jinr.ru](mailto:abraam@sunhe.jinr.ru)

## Abstract

The first results of the search for the E(38)-boson [1] are presented. The search was conducted in the effective mass spectra of photon pairs produced in the  $d(2.0 \text{ GeV/n}) + C$ ,  $d(3.0 \text{ GeV/n}) + Cu$  and  $p(4.6 \text{ GeV}) + C$  reactions. The experimental data was obtained at internal beams of the JINR Nuclotron [2].

To search for a 38 MeV boson [1] we have analyzed the effective masses of pairs of photons produced in  $pC$ ,  $dC$  and  $dCu$  interactions. The data acquisition of production of  $\gamma$ -quanta in these collisions has been carried out with internal beams of the JINR Nuclotron [2]. The electromagnetic lead glass calorimeter PHOTON-2 (see Fig. 1) was used to measure both the energies and emission angles of photons. Detailed description of the experiments is in [2].

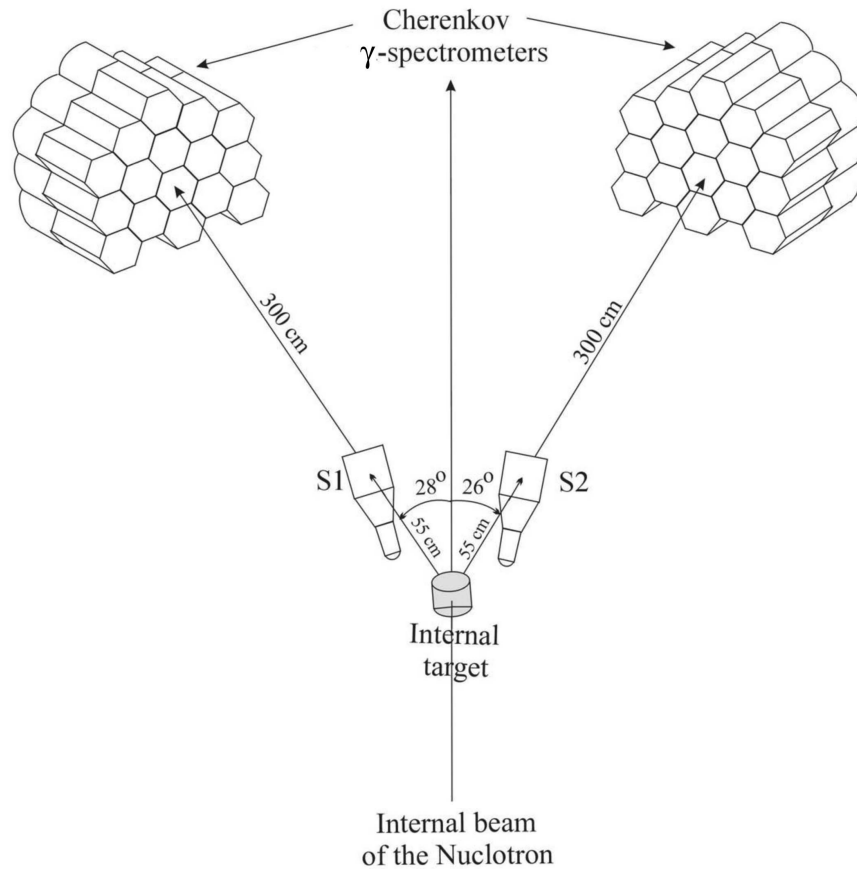


Fig. 1. The schematic drawing of the experimental PHOTON-2 setup. S1 and S2 are scintillation counters

To search for a signal from the E(38)-boson we have analyzed photon pairs detected in the same arm of the spectrometer. Below are the first results of this analysis for photons that detected in the right arm (situated at an angle of  $26^\circ$ ).

### **I. d (3 GeV/n) + Cu reaction**

#### **1) Soft selection criteria (criteria (A)):**

- (i) the energies of photons,  $E_\gamma > 50$  MeV;
- (ii) the sum of the energies of two photons,  $300 < E_{12} < 750$  MeV;
- (iii) opening angles of photons,  $\text{Cos } \theta_{\gamma\gamma} < 0.997$ .

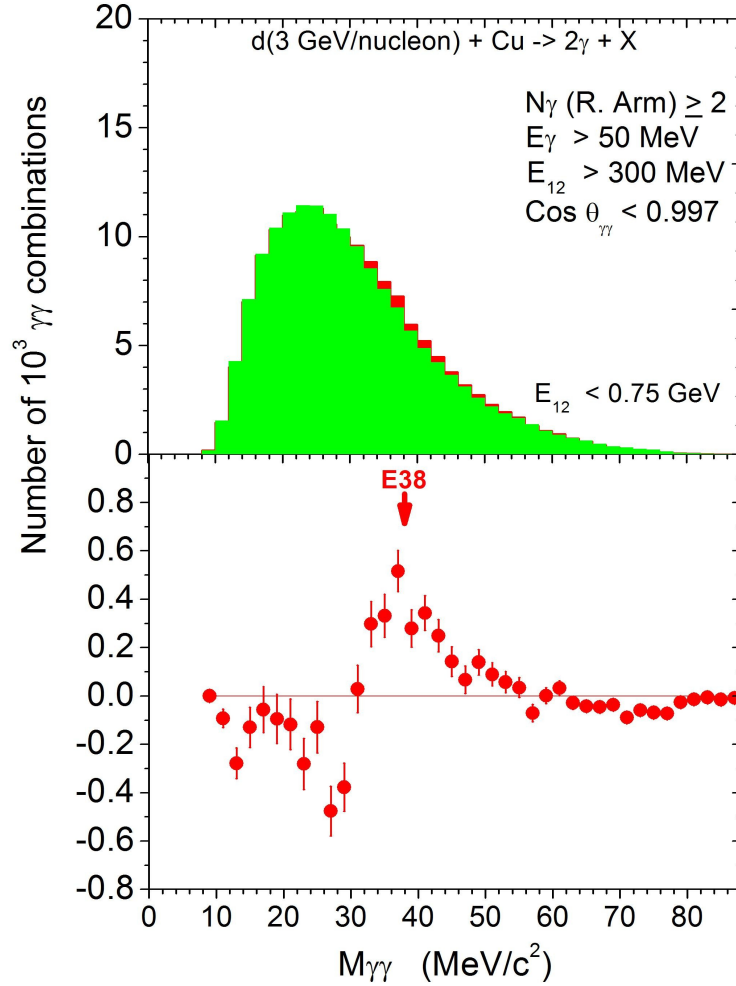


Fig. 2(a).

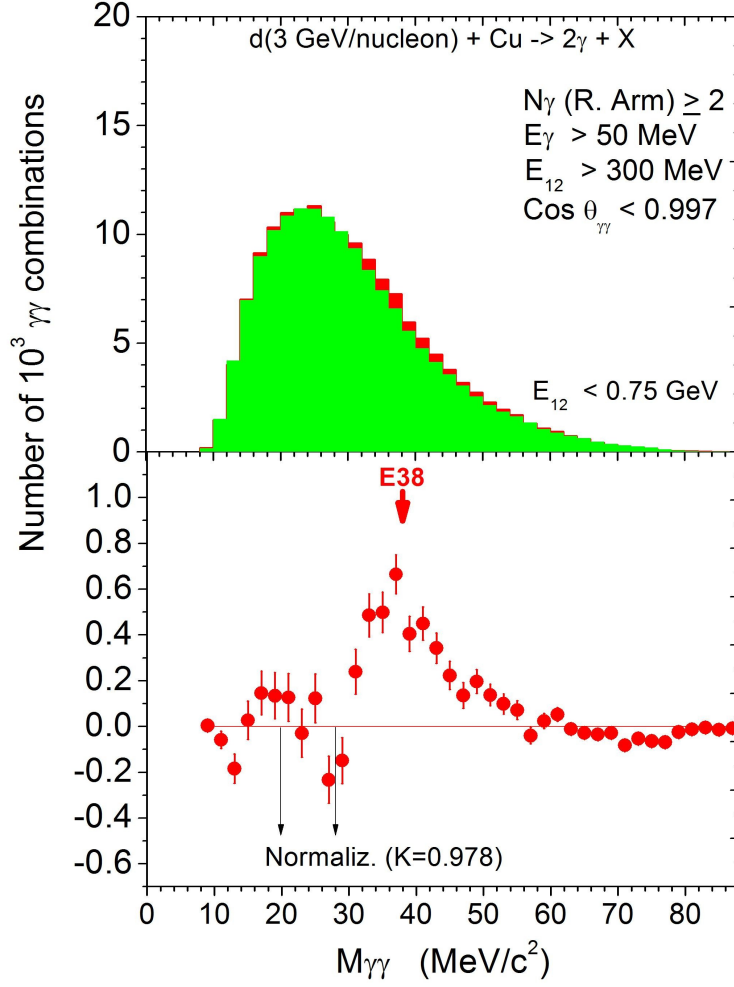


Fig. 2(b).

Fig. 2. Invariant mass distribution of  $\gamma\gamma$  pairs satisfying criteria (A) from the reaction  $d+\text{Cu} \rightarrow \gamma+\gamma+X$  at 3.83 GeV/c per nucleon. The green histograms show the background contribution. The bottom panels show the spectra after the background subtraction. The background is normalized to the total pair number (Fig. 2(a)) and to the number of pairs in a range of masses (20; 28) MeV/c<sup>2</sup> (Fig. 2(b)). The value of auxiliary factor K at this normalization is in the figure.

**2) Another levels of sum of the energies of two photons (criteria (B)):**

- (i) the energies of photons,  $E_\gamma > 50$  MeV;
- (ii) the sum of the energies of two photons,  $350 < E_{12} < 700$  MeV;
- (iii) opening angles of photons,  $\text{Cos } \theta_{\gamma\gamma} < 0.997$ .

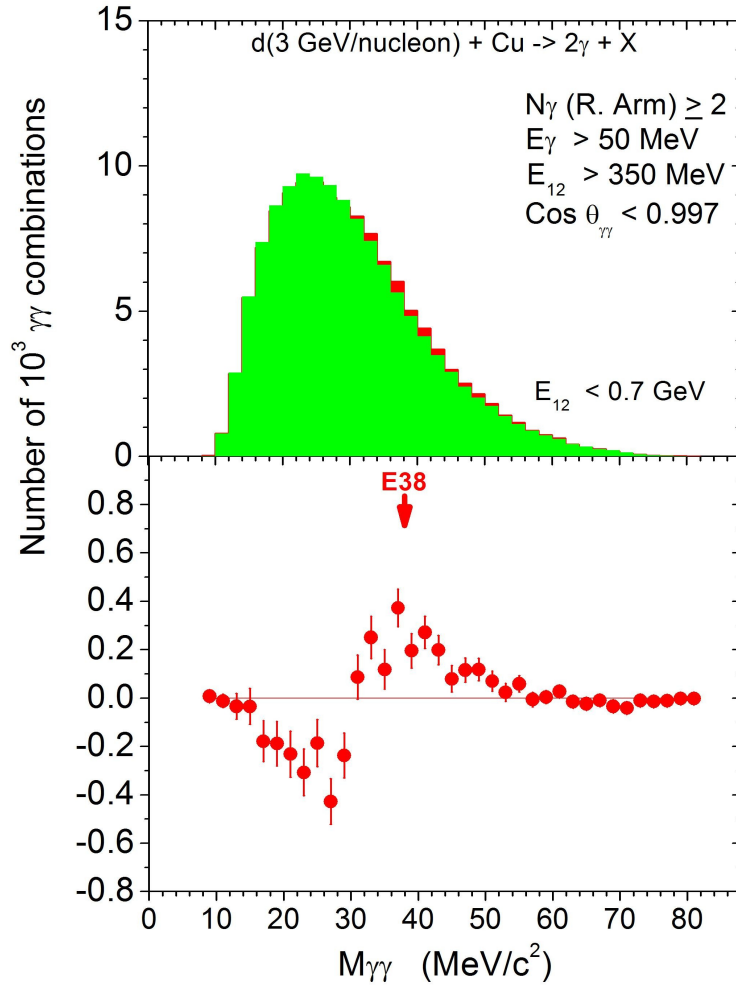


Fig. 3(a).

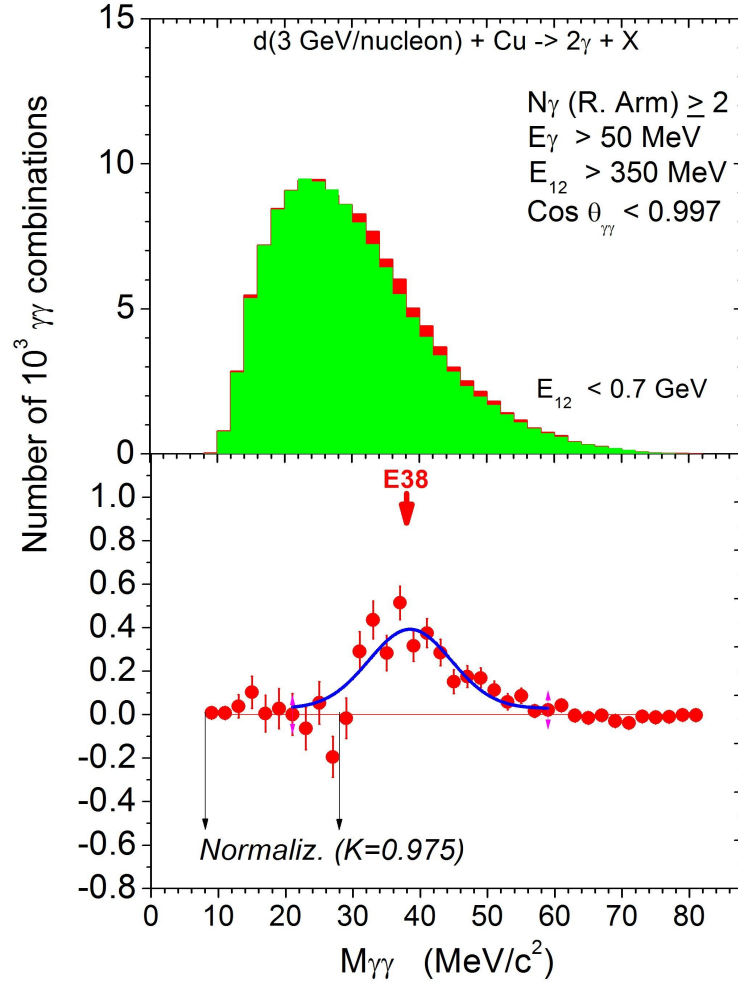


Fig. 3(b).

Fig. 3. Invariant mass distribution of  $\gamma\gamma$  pairs satisfying criteria (B) from the reaction  $d+\text{Cu} \rightarrow \gamma+\gamma+X$  at 3.83 GeV/c per nucleon.

The curve in the figure is a result of approximation by the Gaussian function:

$$y = y_0 + (A/(w \cdot (\pi/2)^{1/2})) \cdot \exp(-2 \cdot ((x-x_0)/w)^2). \quad (1)$$

The parameter values are shown below.

Reduced Chi-Sqr    **1.84691**  
 $y_0 = 0.02916 \pm 0.02557$   
 $x_0 = \mathbf{38.4935 \pm 1.02639}$   
 $w = 12.27429 \pm 2.35025$   
 $A = 5.59649 \pm 1.18853$

### 3) Harder criteria of photon selection (criteria (C)):

- (i) the energies of photons,  $E_\gamma > \mathbf{200}$  MeV;
- (ii) the sum of the energies of two photons,  $400 < E_{12} < 750$  MeV;
- (iii) opening angles of photons,  $\text{Cos } \theta_{\gamma\gamma} < 0.994$ .

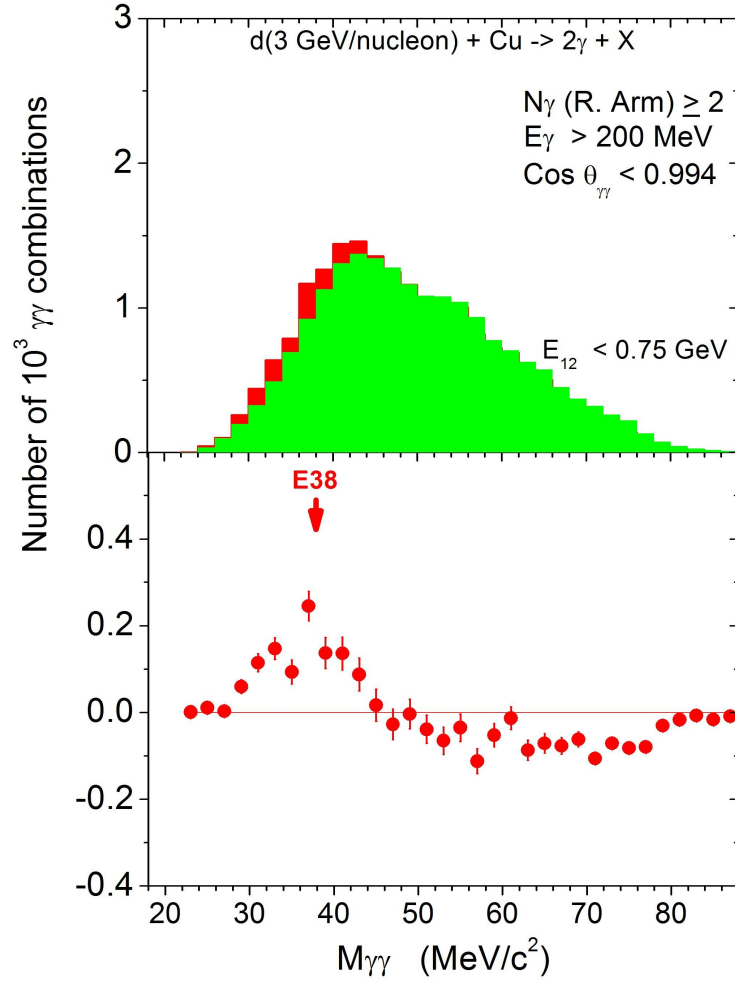


Fig. 4(a).

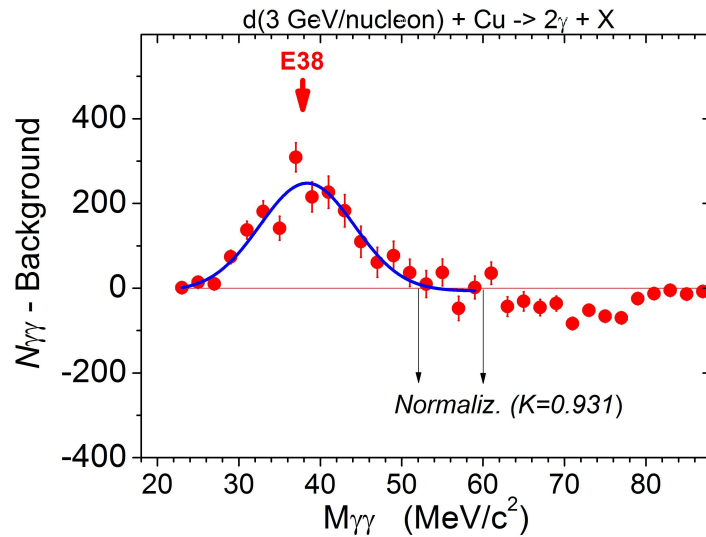


Fig. 4(b).

Fig. 4. Invariant mass distribution of  $\gamma\gamma$  pairs satisfying criteria (C) from the reaction  $d+\text{Cu} \rightarrow \gamma+\gamma+X$  at 3.83 GeV/c per nucleon.

The parameter values in the Gaussian approximation (the curve in the figure) are:

**Reduced Chi-Sqr 1.58751**

**$y_0 = -6.47137 \pm 5.40144$**

$$\begin{aligned}
x_0 &= 38.38166 \pm 0.53758 \\
w &= 11.63691 \pm 1.11396 \\
A &= 3708.89197 \pm 365.91194
\end{aligned}$$

## II. $d(2 \text{ GeV/n})+C$ reaction

The same spectra for the  $d(2.0 \text{ GeV/n})+C$  reaction are in Fig. 5.

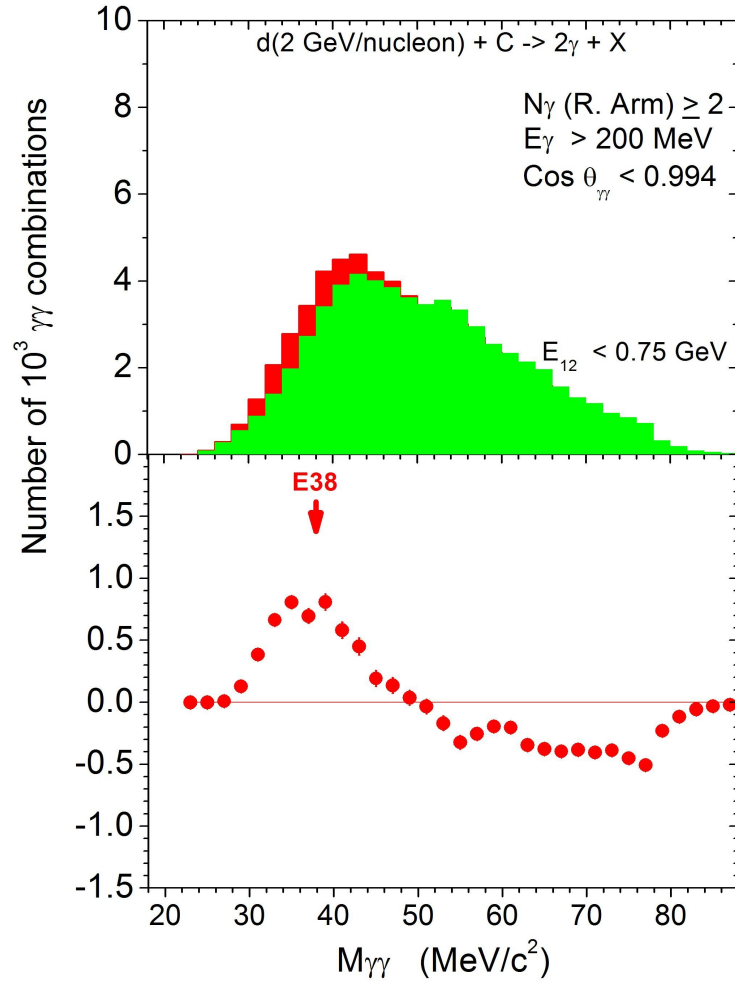


Fig. 5(a).

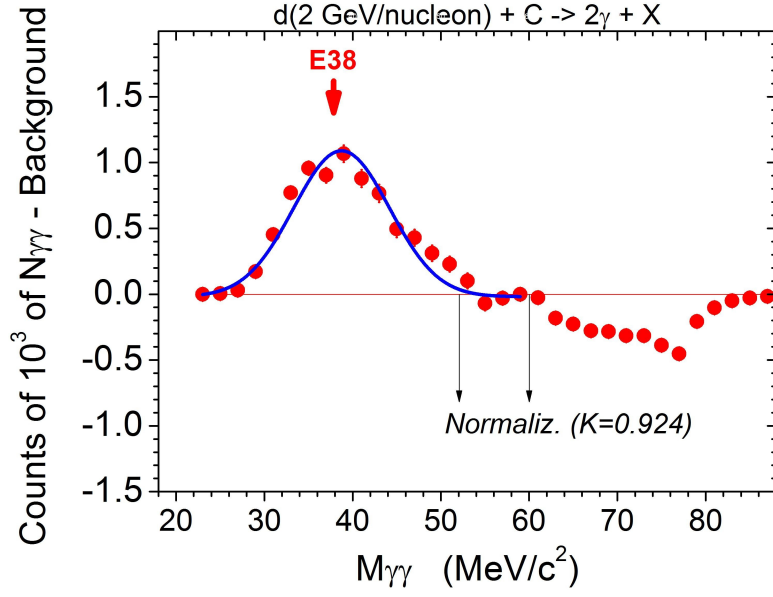


Fig. 5(b).

Fig. 5. The same as in Fig. 4 but for  $dC$  collisions.

The parameter values in the Gaussian approximation (the curve in the figure) are:

**Reduced Chi-Sqr 4.3887**

$y_0 = -0.0189 \pm 0.00815$

$x_0 = \mathbf{38.74343 \pm 0.36009}$

$w = 10.87834 \pm 0.65543$

$A = 15.10837 \pm 0.92977$

For minimization of systematic errors due to violation of conservation laws at the event mixing the following selection criteria were used.

#### 4) Harder cut of pair energies (criteria (D))

- (i) the energies of photons,  $E_\gamma > 200$  MeV;
- (ii) the sum of the energies of two photons,  $400 < E_{12} < \mathbf{700}$  MeV;
- (iii) opening angles of photons,  $\text{Cos } \theta_{\gamma\gamma} < 0.994$ .



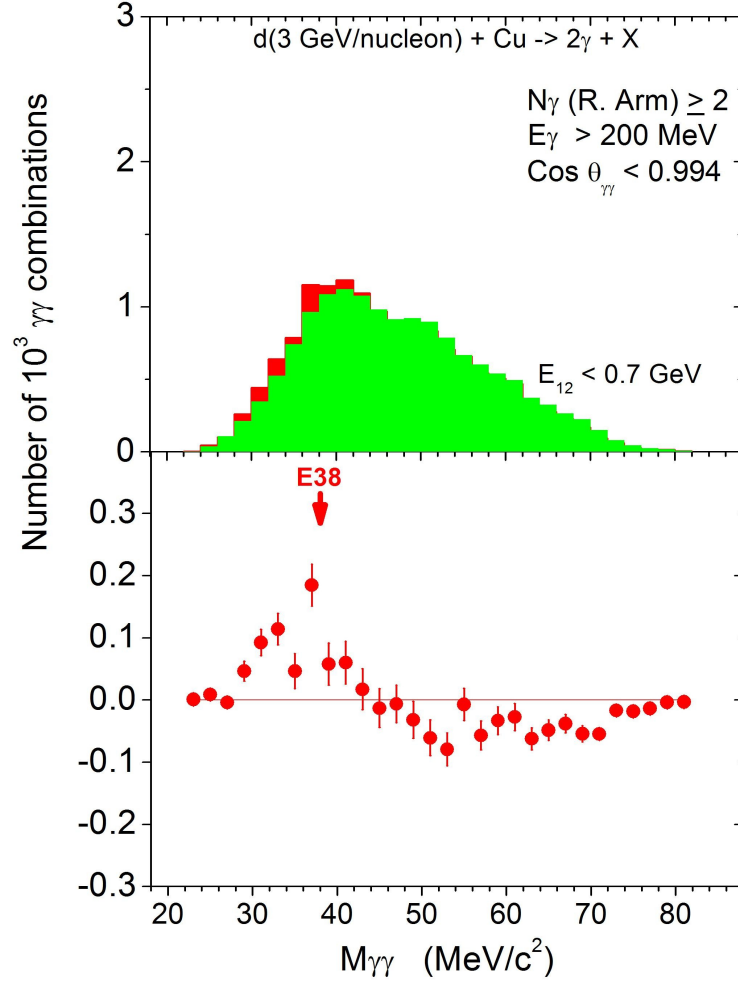


Fig. 6(a).

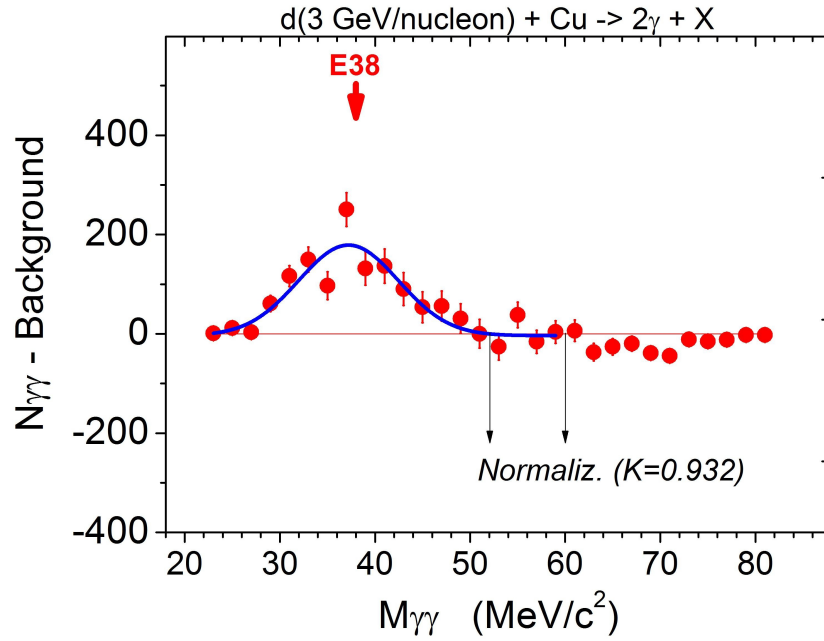


Fig. 6(b).

Fig. 6. Invariant mass distribution of  $\gamma\gamma$  pairs satisfying criteria (D) from the reaction  $d+\text{Cu}\rightarrow\gamma+\gamma+X$  at 3.83 GeV/c per nucleon.

The parameter values in the Gaussian approximation (the curve in the figure) are:

**Reduced Chi-Sqr 1.58093**

$y_0 = -3.44853 \pm 4.68366$

$x_0 = 37.21531 \pm 0.64489$

$w = 10.51329 \pm 1.30923$

$A = 2401.89065 \pm 306.17727$

The same spectra for the  $d(2.0 \text{ GeV/n})+C$  reaction are in Fig. 7.

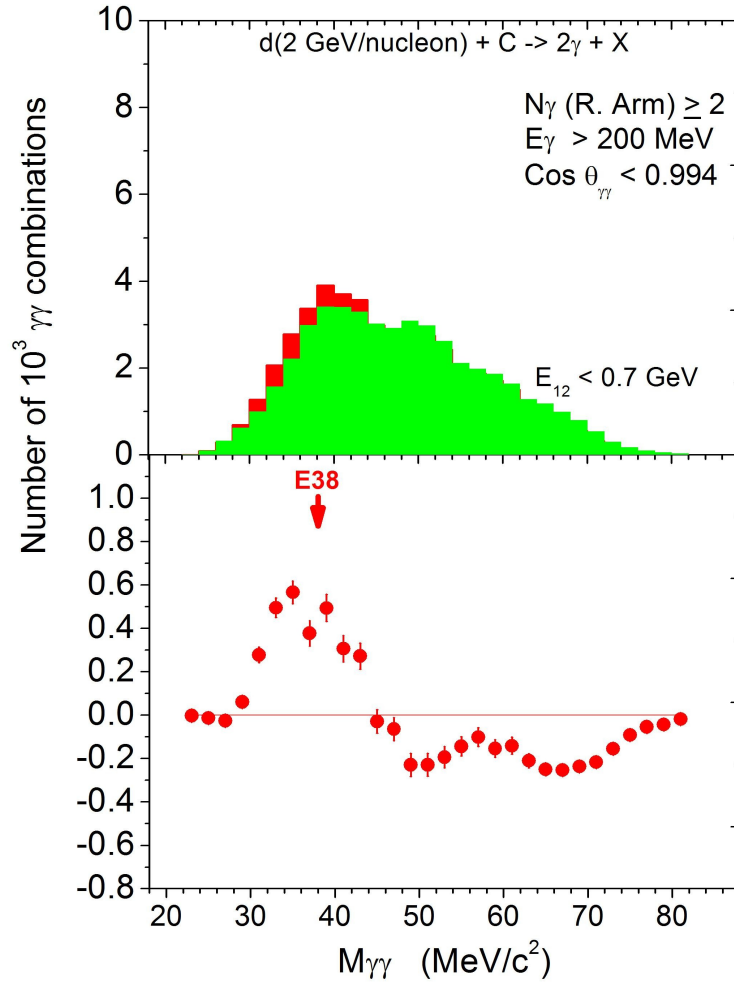


Рис. 7(а).

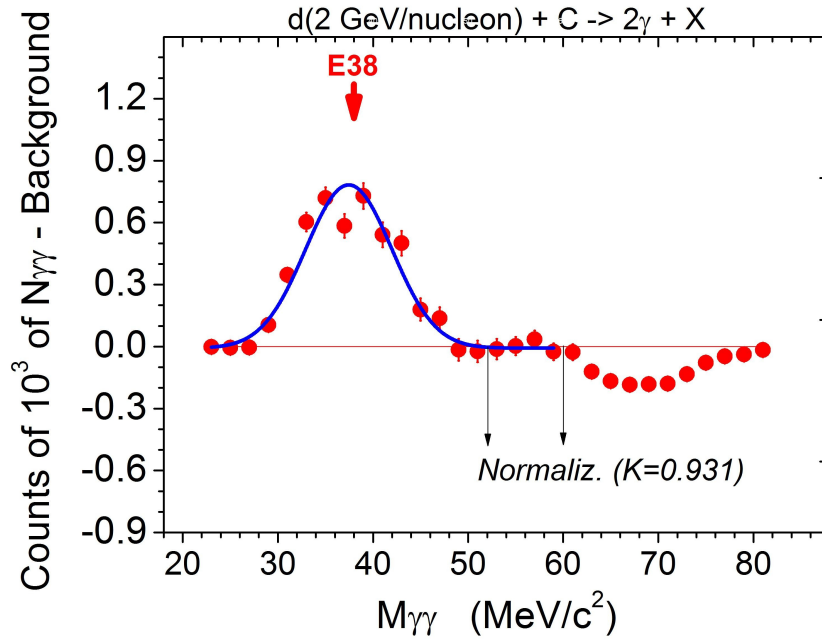


Рис. 7(b).

Fig. 7. The same as in Fig. 6 but for  $dC$  collisions.

The parameter values in the Gaussian approximation (the curve in Fig. 7) are:

**Reduced Chi-Sqr 2.97201**

$$y_0 = -0.00749 \pm 0.00404$$

$$x_0 = 37.44908 \pm 0.35209$$

$$w = 9.06737 \pm 0.61384$$

$$A = 8.97991 \pm 0.61823$$

### The signal from $\pi^0$ mesons

For the selection of signals from  $\pi^0$  mesons we have used the following criteria (criteria (I)):

- (i) the energy of each photon,  $E_\gamma > 600$  MeV
- (ii) opening angles of photons,  $\cos \theta_{\gamma\gamma} < 0.995$ .

The results are shown in Fig. 8 (reaction  $d(2 \text{ GeV/n}) + (C)$ ) and in Fig. 9 (reaction  $d(3 \text{ GeV/n}) + (Cu)$ ).

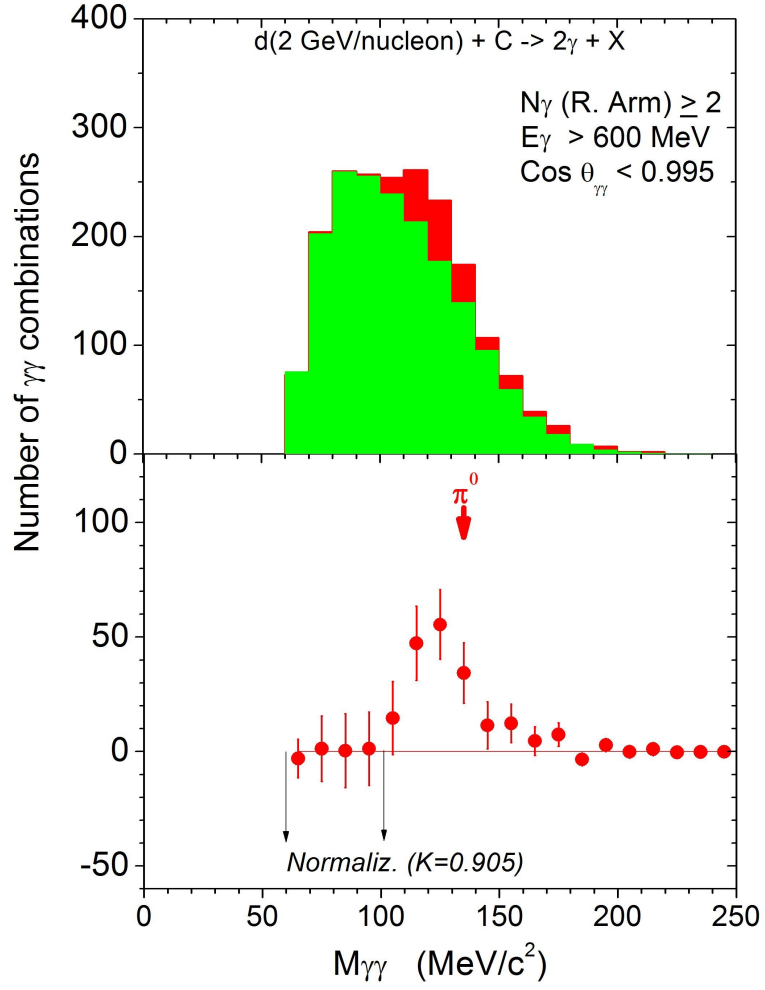


Fig. 8. Invariant mass distribution of  $\gamma\gamma$  pairs satisfying criteria (I) from the reaction  $d+\text{C} \rightarrow \gamma+\gamma+\text{X}$  at 2.75 GeV/c per nucleon. The green histogram shows the background contribution. The bottom panel shows the spectrum after the background subtraction. The background is normalized to the number of pairs in a range of masses (60; 100)  $\text{MeV}/c^2$ .

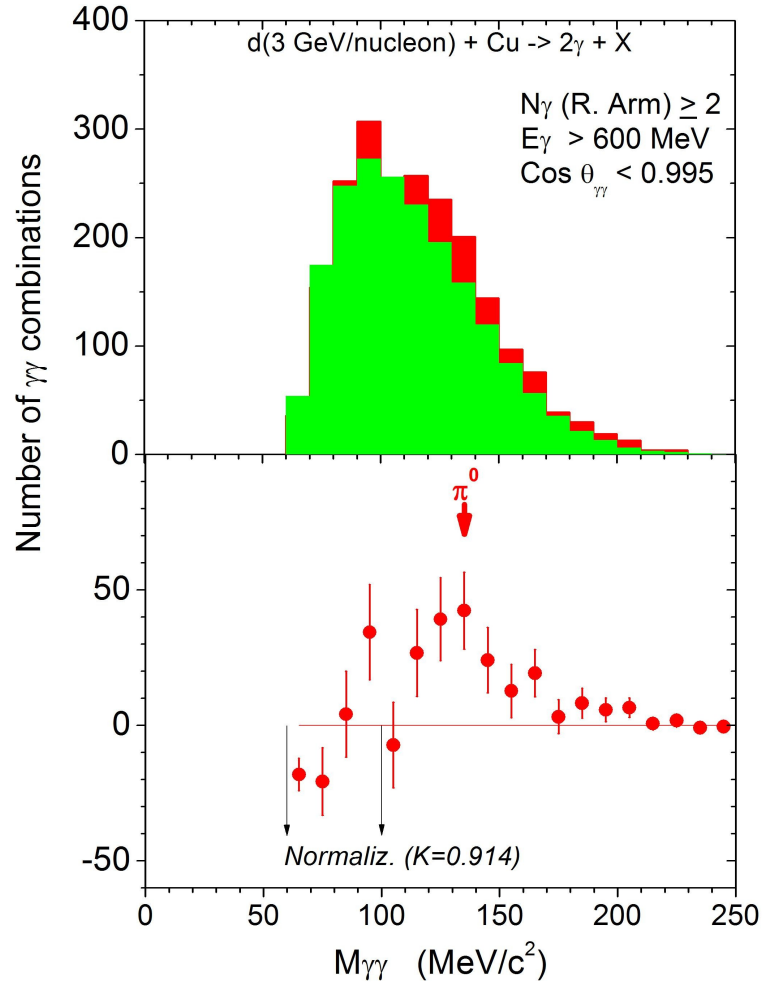


Fig. 9. The same as in Fig. 8 but for the reaction  $d+\text{Cu} \rightarrow \gamma+\gamma+X$  at 3.83 GeV/c per nucleon.

### III. $p(5.5 \text{ GeV}/c)+C$ reaction

The same spectra (criteria (C), see Fig. 4 and Fig. 5) for the  $p(4.64 \text{ GeV})+C$  reaction are in Fig. 10.

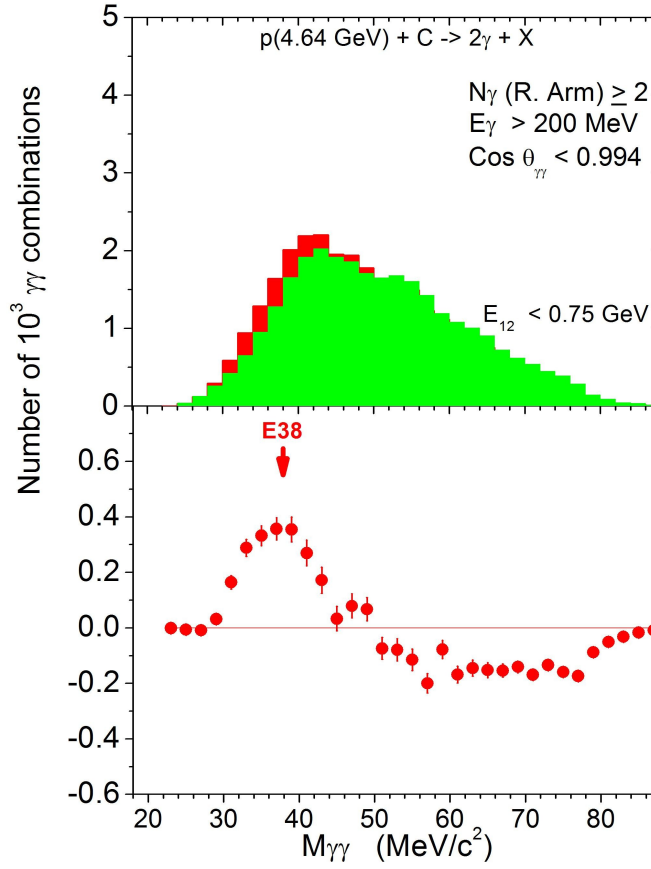


Fig. 10(a).

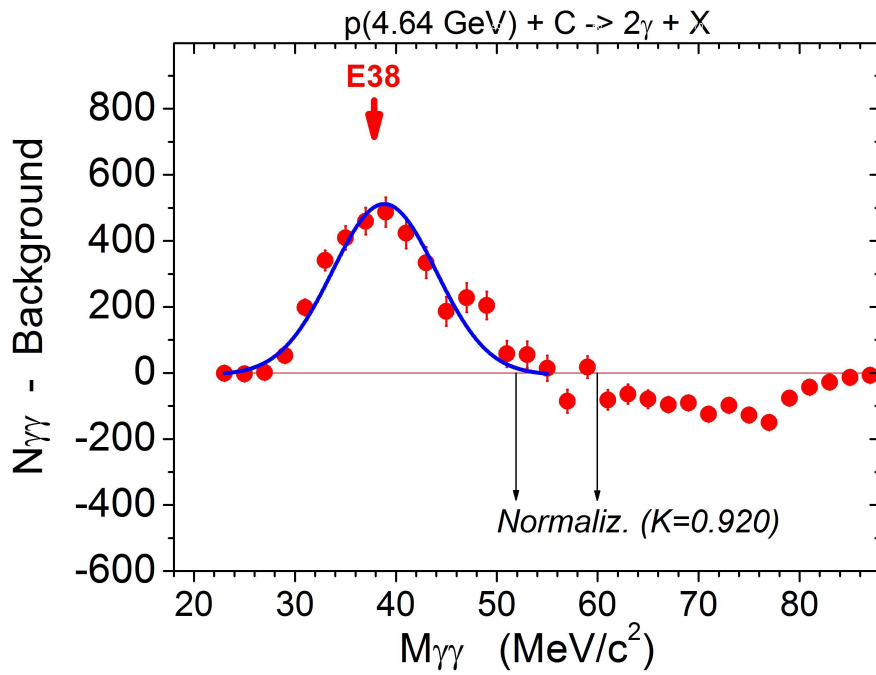


Fig. 10(b).

Fig. 10. The same as in Fig. 4 and Fig. 5 but for  $pC$  collisions.

The parameter values in the Gaussian approximation (the curve in the figure) are:

**Reduced Chi-Sqr 3.27629**

$y_0 = -5.57647 \pm 3.4986$

$x_0 = 38.84621 \pm 0.45225$

$w = 10.28209 \pm 0.78121$

$A = 6666.37116 \pm 523.17345$

#### IV. Data simulation

To check the above describe procedure we have used about  $10^9$  simulated  $d\text{Cu}$ -interactions. Detailed description of the model is in [3, 4].

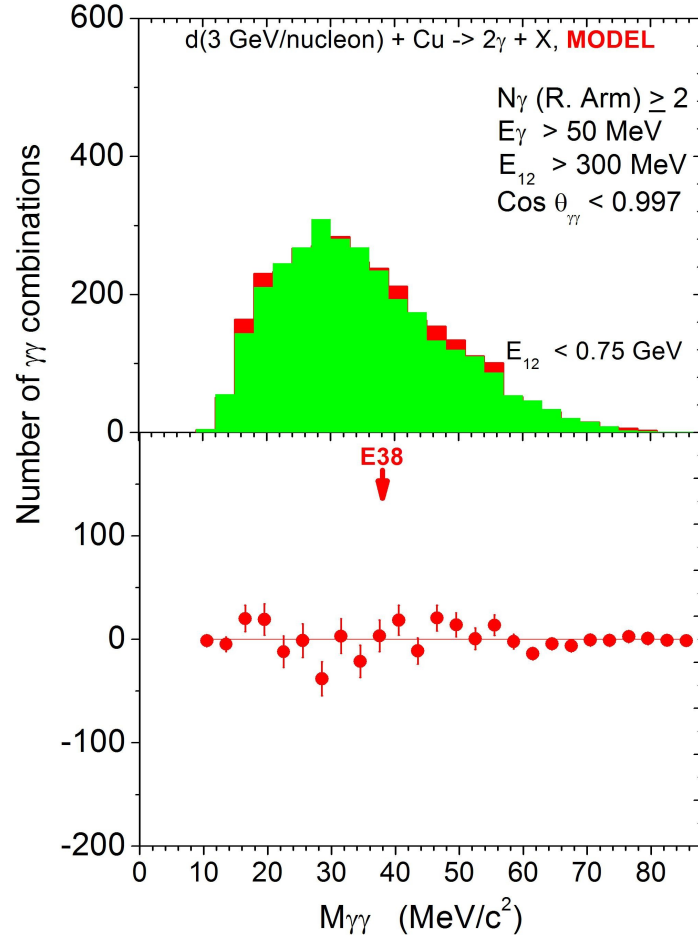


Рис. 11. The invariant mass distributions of  $\gamma\gamma$  pairs selected from above described procedure (criteria (A), see Fig. 2) for simulated  $d(3 \text{ GeV/n})+\text{Cu}$  data in the real conditions of the experiment.

Thus, there is a signal at  $\sim 38 \text{ MeV}/c^2$  in spectra of diphotons in  $d+C$  and  $d+\text{Cu}$  reactions, as well as in the reaction  $p+C$ . The data simulation shows, that, practically, there are no systematic errors in event mixing background.

Position of the signal from  $\pi^0$  mesons shows, that the uncertainty in the position of the E(38)-signal does not exceed 3 MeV.

The studying of the E(38) boson will be continued

This work is supported in part by the RFBR Grant No. 11-02-01538-a.

#### REFERENCES

1. E. van Beveren and G. Rupp, arXiv:1202.1739; 1204.3287.
2. Kh. U. Abraamyan et al., Phys. Rev. C **80**, 034001 (2009); Doklady Physics, **55**, 161 (2010).