

LETTER TO THE EDITOR

Modeling the light-curve of KIC012557548: an extrasolar planet with a comet like tail

J. Budaj

Astronomical Institute, Slovak Academy of Sciences, 05960 Tatranska Lomnica, Slovak Republic, e-mail: budaj@ta3.sk

Received ; accepted

ABSTRACT

Context. Object with a very peculiar light-curve was discovered recently using Kepler data from first two quarters. Authors argue that this object may be a transiting disintegrating planet with a comet like dusty tail. Light-curves of some interacting binaries may have features analogous to this light-curve and it is very attractive to see if they are indeed caused by the same effects.

Aims. The aim of the present paper is to verify the model suggested by the discoverers by the light-curve modelling and put constraints on the geometry of the dust region and various dust properties.

Methods. We modify the code Shellspec designed for modelling of the interacting binaries to calculate the light-curves of stars with planets with comet like tails. We take into account the Mie absorption and scattering on spherical dust grains of various sizes assuming realistic dust opacities and phase functions and finite radius of the source of light (star).

Results. The light-curve is reanalysed using first six quarters of the Kepler data. We prove that the peculiar light-curve of this objects is in agreement with the idea of a planet with a comet like tail. Light-curve has a prominent pre-transit brightening and a less prominent brightening after the transit. Both are caused by the forward scattering. Forward scattering is a strong function of the particle size. Dust density in the tail is a steep decreasing function of angle (distance) from the planet which indicates significant dust destruction along the tail caused by the star. The particle size of the grains in the tail is about 0.1 micron but can be slightly larger if data with the shorter exposure (short cadence) were available. The orbital period of the planet was slightly improved. This light-curve with pre-transit brightening is analogous to the light-curve of ϵ Aur with mid-eclipse brightening and forward scattering plays significant role in both of them.

Key words. Keywords should be given

1. Introduction

The exoplanet KIC012557548 has been discovered recently by Rappaport et al. (2012). It was discovered from Kepler Q1, Q2 long cadence data (Borucki et al. 2011). This exoplanet is very unique. Unlike all other exoplanets it exhibits strong variability in the transit depth. For some period of time the transit even disappears. Shape of the transit is highly asymmetric with a significant brightening just before the eclipse, sharp ingress followed by a smooth egress. Planet has also extremely short period of 15.6854 hours. Rappaport et al. (2012) suggested that the planet has size not larger than Mercury and is slowly disintegrating/evaporating what creates a comet like tail made of pyroxene grains.

In this paper we revisit the light-curve using Kepler observations from the first six quadratures and model the light-curve using the code Shellspec (Budaj & Richards 2004) which enables us to prove that the shape of the light-curve is in very good agreement with the idea of a planet with the comet like tail and put constraints on the particle size and geometry of the dust region.

2. Observations

In this paper we use the publicly available Kepler data from the first six quarters (Borucki et al. 2011). First we verify and improve the orbital period of the planet and search for periods in these data by two independent methods. Phase dispersion minimization method (PDM, Stellingwerf 1978) was used first. We

found two significant periods of 21.6 and 23.1 days which might be associated with the stellar differential rotation and some spots at different latitudes. However, our goal is to verify and improve the planet orbital period. Our first rough scan over that data indicates period of 0.653584 days which is very close to the period announced in the discovery paper. Consequently, we phased the data with this preliminary period and set the zero point such that the transits occur approximately at the phase of 0.5. Then we split the data into many chunks each covering one orbital period, fit the straight line into each chunk covering phases 0-1 and remove (divide out) the linear trend from the data. In this way we removed from the light-curve any changes on time scales longer than the orbital period. Then we again searched for the periods and found the final value of the frequency 1.530055 which corresponds to 0.653571 days. This value is also in the good agreement with the value reported in the discovery paper. The error associated with the half-width of the spectral line corresponding to the lowest value of the theta is 0.0001 but our numerical experiments with various parameters indicate that this error may be even 1 order of magnitude smaller. In the next step we used the Fourier method and found the frequency (period) of 1.530063 cyc (0.653568 days) which confirms the period found by the PDM method.

3. Optical properties of the dust

According to Rappaport et al. (2012) a comet like tail of the planet mainly consists of dust made of pyroxene grains. Optical

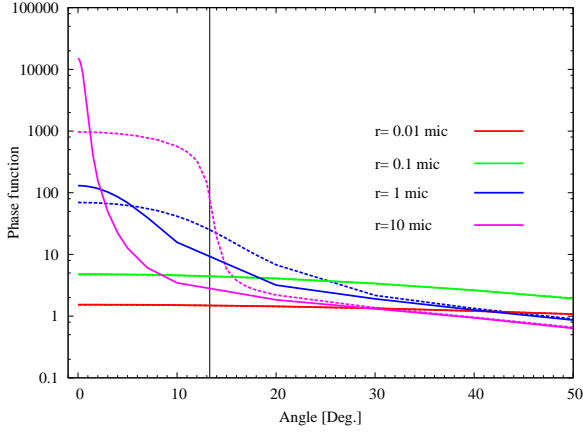


Fig. 1. Phase functions at 650 nm for different particle radii. Full line - phase functions assuming a point source of light. Dashed line - phase functions which take into account the finite dimension of the stellar disk. Notice the strong forward scattering peak for larger particles. Vertical line illustrates the angular dimension of the stellar disk as seen from the planet.

properties of the pyroxene: opacities for scattering and absorption and phase functions were calculated using Mie theory and Mie scattering code of Kocifaj (2004) and Kocifaj et al. (2008). The complex index of refraction of pyroxene was taken from Dorschner et al. (1995).

We assumed spherical particles of different sizes. We assumed a nonzero iron content where 20% of Mg atoms were replaced by Fe. To suppress the ripple structure that would appear in the phase function of spherical mono-disperse particles, the poly-disperse Deirmendjian (1964) distribution of particle sizes was assumed. The phase functions for three different particle sizes at 6500 Å are illustrated in the Figure 1.

However, these phase functions do not take into account the finite and non-negligible angular dimension of the stellar disk as seen from the planet. To take this effect into account one would have to split the stellar disk into elementary surfaces and integrate over the disk. Note that if the angular planet-star separation is greater than the angular dimension of the star this process is mathematically analogous to the rotational broadening of the stellar spectra. Consequently, we convolve the phase functions with the ‘rotational’ broadening function (Rucinski 2002) of the star expressed in the units of the angular dimension of the star as seen from the planet. This function is an ellipse and takes into account the linear limb darkening law. We used the limb darkening coefficients from Claret (2000) (see the next section). One has to be cautious and calculate the phase functions with a very fine step near the zero angle because of the strong forward scattering and, consequently, the convolution with a very fine step near the edge of the broadening ellipse. These phase functions which take into account the finite dimension of the source of light are also depicted in the Figure 1 for comparison. Broadened phase functions are renormalized to 4π during the calculations.

4. Light-curve modelling

In this section we calculate light-curves of the exoplanet using the code Shellspec. The star is assumed to be a sphere with the radius of $0.65 R_{\odot}$, mass of $0.7 M_{\odot}$ and be subject to the limb darkening. We used quadratic limb darkening coefficients for R filter from Claret (2000) which are based on the

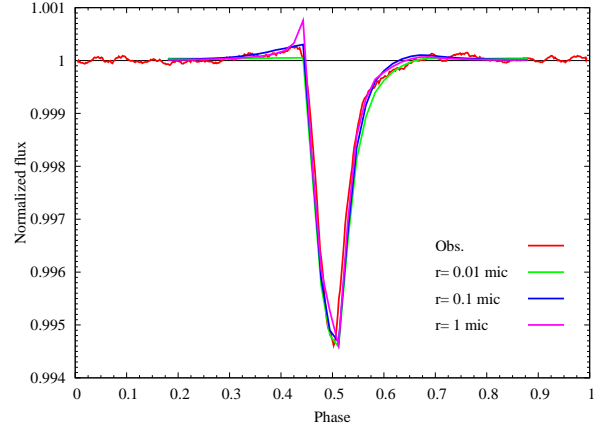


Fig. 2. Light-curve with the transit. It is best represented by an exoplanet with a comet like tail. This tail is modeled as a part of ring - arc. Dust density in the tail rapidly decreases with the (angular) distance from the planet which indicates that they are either quickly destroyed or scattered out of the ring. Transit depth can be described with particles of different size and density.

Kurucz models. They were interpolated from the grid assuming $v_t = 2 \text{ km s}^{-1}$, $T_{\text{eff}} = 4300 \text{ K}$, $\log g = 4.63$, $[M/H] = 0$. Given the fact that the transit is sometimes missing in the data the planet itself is rather small and it is its comet like tail which gives rise to the major drop in the light-curve. Consequently, the planet is modelled as a part of the ring - arc with the radius of $2.8 R_{\odot}$. The cross-section, C , of the arc and dust density, ρ , along the arc is allowed to change with the angle, t in [rad], in the following way:

$$\rho(t) = \rho(0)C(0)/C[|t - t(0)| + 1]^{edenrg}. \quad (1)$$

Where $\rho(0)$, $C(0)$, $t(0)$ is the dust density, cross-section and angle at the beginning of the arc, and $edenrg$ is density exponent to model additional phenomena e.g. dust destruction. The best match (not necessarily a unique solution)¹ with the observations is depicted in the Figure 2. It was obtained for the following tail parameters. The cross-section of the tail was a square which varied from $0.2 \times 0.2 R_{\odot}$ at the beginning to $0.6 \times 0.6 R_{\odot}$ at the end. The light curve was not very sensitive to this cross-section. Tail was 60 degrees long and $edenrg \approx -7$. It means that it experiences a considerable dust destruction along the tail. As mentioned in the discovery paper this weakening tail is responsible for the extended absorption in the light-curve.

A close look at the light-curve reveals a significant pre-transit brightening and a weak brightening after the transit. It is very interesting to note that this pre-transit brightening is analogous to the mid-eclipse brightening observed in some eclipsing interacting binaries, particularly ϵ Aur (Budaj 2011b). Mid-eclipse brightening in ϵ Aur may be caused by the flared dusty disk and forward scattering plays an important role. So although these are very different objects they are subject to similar physical processes and can be modelled with similar tools. As demonstrated in Figure 1, forward scattering is strongly sensitive to the particle size and, consequently, we used this feature to estimate that dust particles have radii of about 0.1 micron. See Figure 3.

¹ I tried also a number of different models (tail of the shape of a cone, exponential density profile along the tail) but the present model seems to describe the observations better.

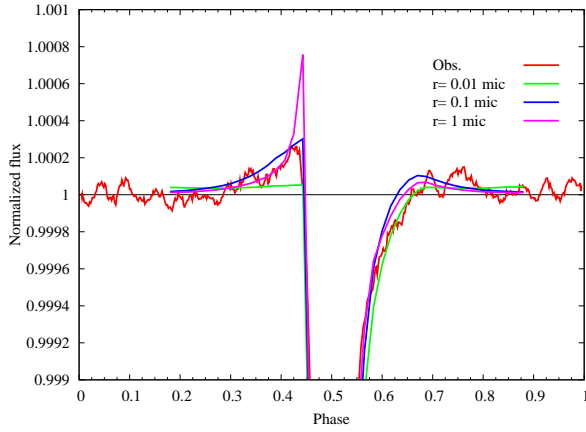


Fig. 3. A detail look at the light-curve. Pre-transit brightening is caused by the strong forward scattering. It is rather sensitive to the particle size which can be constrained reasonably well. Dust particles in the tail have typical radii of about 0.1 micron.

5. Conclusions

The main results are the following: The light-curve of this planet was reanalysed using first six quarters of the Kepler data. Orbital period of the planet was improved. We modelled the light-curve of KIC012557548 using Shellspec code assuming realistic dust properties (pyroxene spherical grains of different particle sizes, Mie absorption and scattering) finite radius of the source of light (star) and that the medium is optically thin. We proved that its peculiar light-curve is in agreement with the idea of a planet with a comet like tail. Light-curve has a prominent pre-transits brightening and less prominent brightening after the transit both caused by the forward scattering. Dust density in the tail is a steep decreasing function of angle (distance) from the planet which indicates significant dust destruction along the tail caused by the star. Transit depth is a highly degenerate function of the particle size and other dust properties. However, forward scattering is strongly sensitive to the particle size. We estimated the particle size of the grains in the tail from the pre-transit brightening (0.1 micron).² It is interesting to note that this planet light-curve with pre-transit brightening is analogous to light-curves of some interacting binaries with mid-eclipse brightening, particularly ϵ Aur (Budaj 2011b) and forward scattering plays important role in both of them.

Acknowledgements. I thank Dr. M. Kocifaj for his help with his code, Dr. R. Komzik for his help with the PDM code, Dr. L. Hambalek, T. Krejcová for their comments and discussions. This work was supported by the VEGA grants of the Slovak Academy of sciences Nos. 2/0078/10, 2/0094/11 and by the Slovak Research and Development agency under the contract No.APVV-0158-11.

References

- Borucki, W.J. et al. 2011, ApJ, 736, 19
- Brogi, M., Keller, C.U., Ovelar, M. de Juan, Kenworthy, M.A., de Kok, R.J., Min, M. & Snellen, I.A.G. 2012, eprint arXiv:1208.2988
- Budaj, J. 2011, A&A, 532, L12
- Budaj, J., & Richards, M.T. 2004, Contrib. Astron. Obs. Skalnaté Pleso, 34, 167
- Claret, A. 2000, A&A, 363, 1081
- Deirmendjian, D. 1964, Appl. Opt., 3, 187
- Dorschner, J., Begemann, B., Henning, T., Jaeger, C., Mutschke, H. 1995, A&A, 300, 503

² I realized that very recently similar calculations and conclusion were obtained independently by Brogi et al. (2012). These authors used analytical Henyey-Geenstein phase functions.

- Kocifaj, M. 2004, Contrib. Astron. Obs. Skalnaté Pleso 34, 141 156
- Kocifaj, M., Klacka, J., & Posch, T. 2008, Astrophys. Space Sci. 317, 31
- Rappaport, S., Levine, A., Chiang, E., El Mellah, I., Jenkins, J., Kalomeni, B., Kite, E. S., Kotson, M., Nelson, L., Rousseau-Nepton, L., & Tran, K. 2012, ApJ, 752, 1
- Rucinski, S. 2002, AJ, 124, 1746
- Stellingwerf, R. F. 1978, ApJ, 224, 953