

The thermodynamic properties of weakly interacting quark gluon plasma via the one gluon exchange interaction

M. Modarres* and A. Mohamadnejad†

*Physics Department, University of Tehran,
North-Kargar Ave., 1439955961 Tehran, Iran.*

Abstract

The thermodynamic properties of the *quark gluon plasma* (QGP) as well as its phase diagram are calculated as a function of baryon density (chemical potential) and temperature. The QGP is assumed to be composed of the light quarks only, i.e. the up and the down quarks, which interact weakly and the gluons which are treated as they are free. The interaction between quarks is considered in the framework of the *one gluon exchange* model which is obtained from the Fermi liquid picture. The bag model is used, with fixed bag pressure (\mathcal{B}) for the *nonperturbative* part and the *quantum chromodynamics* (QCD) coupling is assumed to be constant i.e. no dependence on the temperature or the baryon density. The effect of weakly interacting quarks on the QGP phase diagram are shown and discussed. It is demonstrated that the *one gluon exchange* interaction for the massless quarks has considerable effect on the QGP phase diagram and it causes the system to reach to the confined phase at the smaller baryon densities and temperatures. The pressure of excluded volume hadron gas model is also used to find the transition phase-diagram. Our results depend on the values of bag pressure and the QCD coupling constant which the latter does not have a dramatic effect on our calculations. Finally, we compare our results with the thermodynamic properties of strange quark matter and the lattice QCD prediction for the QGP transition critical temperature.

PACS numbers: 24.85.+p, 12.38.Mh, 12.39.Ba, 25.75.-q

Keywords: quark gluon plasma, one gluon exchange, Fermi liquid model

*Corresponding author, Email: mmodares@ut.ac.ir, Fax:+98-21-61118645

†Email: a.mohamadnejad@ut.ac.ir

I. INTRODUCTION

The *quark gluon plasma* (*QGP*) usually is defined as the phase of *Quantum Chromodynamics* (*QCD*) in which the quarks and gluons degrees of freedom, that is normally confined within the hadrons, are mostly liberated. The possible phases of the *QCD* and the precise locations of critical boundaries or points are currently being actively studied. In fact, revealing the *QCD* phase transition structure is one of the central aims of the ongoing and the future theoretical and the experimental research in the field of the hot and/or the dense *QCD* [1–4]. It is about thirty years since the study of the hot and the dense nuclear matter in the form of the *QGP* has been started. The experiments at the *CERN's super proton synchrotron* (*SPS*) first tried to create the *QGP* in the 1980s and 1990s: The first hints of the formation of a new state of matter was obtained from the *SPS* data in terms of the global observable, the event-by-event fluctuations, the direct photons and the di-leptons. The current experiments at the *Brookhaven* national laboratory's *relativistic heavy ion collider* (*RHIC*) are still continuing these efforts. In the April 2005, the formation of the quark matter was tentatively confirmed by the results obtained at the *RHIC*. The consensus of the four *RHIC* research groups was in favor of the creation of the quark-gluon liquid at the very low viscosity [5–8].

Since, in this new phase of matter, the quarks and the gluons are in the asymptotic freedom region, one expects that they interact weakly. So, the *perturbative* methods can be used for such a system. The asymptotic freedom suggests two procedures for the creation of the *QGP*: (i) The recipe for the *QGP* at high temperature. If one treats the quarks and the gluons as the massless noninteracting gas of molecules, such that the baryon density vanishes, the critical temperature which above that, the hadronic system dissolves into a system of quarks and gluons (*QGP*) is $\mathcal{T}_c = 140 MeV$ [9]. However, the modern lattice *QCD* calculation estimates the critical temperature, \mathcal{T}_c , to be about $170 MeV$ [10] (ii) The recipe for the *QGP* at high baryon density. At zero temperature, the critical baryon density required the transition to take place in $n_B \simeq 0.7 fm^{-3}$ [9] i.e. four times the empirical nuclear matter density. On these grounds, one should expect to find the *QGP* in two places in the nature: Firstly, in the early universe, about $10^{-5}s$ after the *cosmic big bang* or secondly, at the core of *super-dense stars* such as the neutron and the quark stars. This new phase of matter can also be created in the initial stage of the *little big bang* by means of the relativistic

nucleus-nucleus collisions in the heavy ion accelerators [5–8].

The critical temperature (critical baryon density) at the zero baryon density (zero temperature) has been obtained simply for the non-interacting, massless up and down quarks and gluons in the reference [9]. Some primary works in the zero baryon density and in the framework of the bag model have been also presented in the reference [11] (and the reference therein). For the more complicated field theoretical approaches see the references [12, 13] and the references therein. So it would be interesting to perform a similar calculation to reference [9], but with the non zero interaction, for the region in which both $\mathcal{T} \neq 0$ and $n_B \neq 0$. So, in this work we generalize above calculations for the region with the finite temperature and the baryon density by considering the weakly interacting quarks in the framework of the *one gluon exchange* scheme. Since it is intended to use the *perturbative* method in our calculation, it is assumed that $\alpha_c < 1$. The dependence of α_c on the temperature and the baryon density is ignored [14, 15]. We perform calculations beyond the zero hadronic pressure approximation of reference [9] and the pressure of the excluded volume hadron [16–18] model is also taken into account to find the corresponding *QGP* transition phase diagram.

So, the paper is organized as follows. In the section *II* we review the derivation of the *one gluon exchange* interaction formulas [20] based on the Landau Fermi liquid picture [21, 22]. The section *III* is devoted to the calculation of the thermodynamics properties of the *QGP*. The result and its comparison with the strange quark matter [14] are given in the section *IV*. Finally a conclusion and summary are presented in the section *V*.

II. THE LANDAU FERMI LIQUID MODEL AND THE ONE GLUON EXCHANGE INTERACTION

The Landau Fermi liquid theory describes the relativistic systems such as: the nuclear matter under the extreme conditions, the quark matter, the quark gluon plasma, and other relativistic plasmas. The basic framework of the Landau theory of relativistic Fermi liquids is given by *Baym* and *Chin* [21]. In this framework, one can evaluate the energy density of a weakly interacting quarks in *QGP* by the following formulas:

$$\mathcal{E} = \mathcal{E}_{kin} + \mathcal{E}_{pot}, \tag{1}$$

with

$$\mathcal{E}_{kin} = \int \varepsilon_p n_p \frac{g_q d^3 p}{(2\pi)^3}, \quad (2)$$

$$\mathcal{E}_{pot} = \frac{1}{2} \int f_{p,k}^{unpol} n_p n_k \frac{g_q d^3 p}{(2\pi)^3} \frac{g_q d^3 k}{(2\pi)^3}, \quad (3)$$

where $g_q = g_{spin} \times g_{color} = 2 \times 3 = 6$, is the degeneracy of quarks. ε_{kin} , ε_{pot} and n_i are the kinetic and the potential energies and the familiar Fermi-Dirac liquid distributions of our quasi-particles, respectively. In the equation (3), $f_{p,k}^{unpol}$ is the Landau-Fermi interaction function, which is a criterion for the interaction between the two quarks (the "unpol" superscript refers to the unpolarized quark matter [14, 15]). It is related to the two-particle forward scattering amplitude i.e.:

$$f_{p,k}^{unpol} = \frac{m_q}{\varepsilon_p} \frac{m_q}{\varepsilon_k} \mathcal{M}_{p,k}. \quad (4)$$

$\mathcal{M}_{p,k}$ is the commonly defined Lorentz invariant matrix element. Now, using the *Feynman rules* for the *QCD*, $\mathcal{M}_{p,k}$ can be calculated. Since, the direct term is proportional to the trace of the *Gelman matrices*, the color symmetric matrix element is only given by exchange contribution:

$$\begin{aligned} \mathcal{M}_{p,k} = & -\mathcal{G}^2 \frac{1}{9} \text{tr} \left(\frac{\lambda_a}{2} \frac{\lambda_a}{2} \right) \times \\ & \bar{u}(k) \gamma_\mu u(p) \bar{u}(p) \gamma^\mu u(k) \frac{-1}{(k-p)^2}, \end{aligned} \quad (5)$$

where $\mathcal{G}^2 = 4\pi\alpha_c$ (our choice is $\alpha_c = 0.2$). Since our system is unpolarized, it is possible to sum over all the spin states and get the average of this quantity as:

$$\overline{\mathcal{M}}_{p,k} = \frac{2}{9} \frac{\mathcal{G}^2}{m_q^2} \frac{2m_q^2 - k \cdot p}{(k-p)^2}. \quad (6)$$

Then for massless up and down quarks,

$$f_{p,k}^{unpol} = \frac{\mathcal{G}^2}{9} \frac{1}{|p||k|}. \quad (7)$$

So, the total energy of interacting quarks can be evaluated by using the equations (1), (2), (3) and (7). In the next section, the various thermodynamic quantities of the interacting *QGP* like the internal energy, the pressure, the entropy, etc are calculated.

III. THE THERMODYNAMIC PROPERTIES OF THE QGP

We begin with calculation of the free ultra-relativistic massless quarks partition function density, which follows by its non-interacting gluon contribution's. Since we are interested in the heavy ion processes, it is assumed that the initial state to be the nuclear matter with the equal neutron and proton densities i.e. $n_p = n_n$. So,

$$n_u = n_d, \quad (8)$$

and the contributions of u and d quarks are equal. Then write the *Fermionic* partition function for each quarks is written as (\mathcal{V} is the volume),

$$\frac{\ln \mathcal{Z}_q}{\mathcal{V}} = \int [\ln(1 + e^{-\beta(k-\mu)}) + \ln(1 + e^{-\beta(k+\mu)})] \frac{4\pi g_q}{(2\pi)^3} k^2 dk. \quad (9)$$

This integral can be evaluated analytically i.e.,

$$\frac{\ln \mathcal{Z}_q}{\mathcal{V}} = \frac{4\pi g_q}{3(2\pi)^3} \beta^{-3} \left(\frac{7\pi^4}{60} + \frac{\pi^2}{2} \nu^2 + \frac{1}{4} \nu^4 \right), \quad (10)$$

where $\nu = \mu\beta$ and $\beta = \frac{1}{T}$ (in the *Boltzman* factor unit).

Now we are in the position to evaluate the various thermodynamic quantities, such as the energy density, the entropy and the free energy from the above partition function, especially we have,

$$\begin{aligned} n_q(\mu, \mathcal{T}) &= \mathcal{T} \left[\frac{\partial}{\partial \mu} \left(\frac{\ln \mathcal{Z}_q(\mu, \mathcal{T})}{\mathcal{V}} \right) \right]_{\mathcal{T}} \\ &= \frac{4\pi G_q}{3(2\pi)^3} (\pi^2 \mathcal{T}^2 \mu + \mu^3), \end{aligned} \quad (11)$$

where $G_q = 2g_q$ is the quark degeneracy for two, up and down quarks, flavors. All of the thermodynamic quantities are obtained as a function of chemical potential (μ) and temperature (\mathcal{T}). The temperature is a suitable experimental quantity but the chemical potential is not. So, it is better to rewrite the thermodynamic quantities as a function of the temperature and the baryon density, instead of the chemical potential. Since the baryon number of a quark is $\frac{1}{3}$, we have, $n = \frac{1}{3}n_q$, and:

$$n = \frac{2}{3\pi^2} (\pi^2 \mathcal{T}^2 \mu + \mu^3). \quad (12)$$

Then, the chemical potential can be found as a function of n and \mathcal{T} , from the above equation i.e.,

$$\mu(n, \mathcal{T}) = \left(\frac{3\pi^2}{4} n + \sqrt{\frac{9\pi^4}{16} n^2 + \frac{\pi^6 \mathcal{T}^6}{27}} \right)^{\frac{1}{3}} + \left(\frac{3\pi^2}{4} n - \sqrt{\frac{9\pi^4}{16} n^2 + \frac{\pi^6 \mathcal{T}^6}{27}} \right)^{\frac{1}{3}}, \quad (13)$$

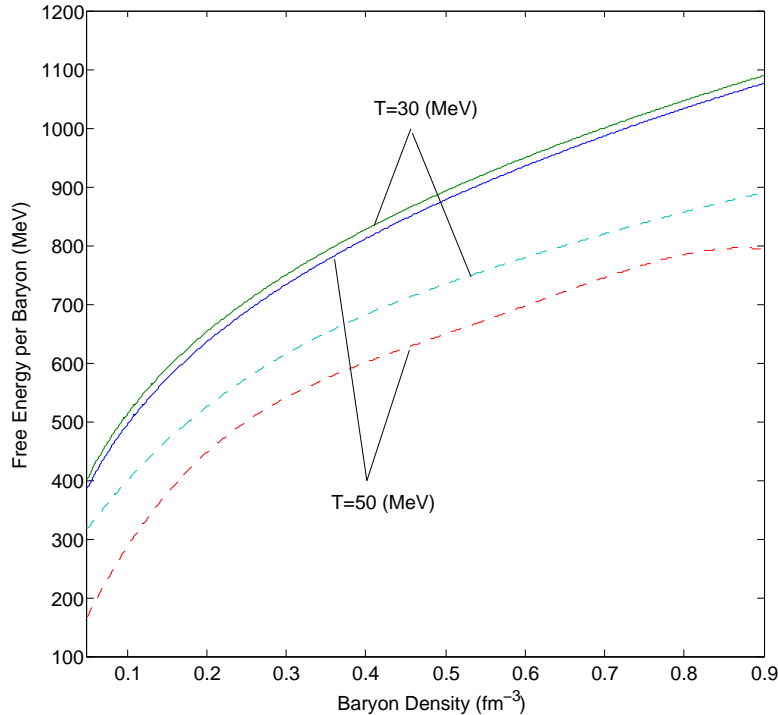


FIG. 1: The density dependence of the free energy per baryon at two different temperatures. The solid and dash curves are for the weakly interacting QGP and the strange quark matter, respectively.

So our thermodynamic quantities become a function of baryon density and temperature.

For the energy density of gluons we have,

$$\begin{aligned} \varepsilon_g &= \int \frac{k}{e^{k/T} - 1} \frac{4\pi g_g k^2 dk}{(2\pi)^3} \\ &= g_g \frac{\pi^2}{30} T^4, \end{aligned} \quad (14)$$

where again $g_g = 16$ is the degeneracy of gluons.

Our system is ultra-relativistic, so, there is a simple relation between the pressure and the energy density:

$$\mathcal{P} = \frac{1}{3}\varepsilon. \quad (15)$$

The bag pressure and the vacuum energy contributions should be included, in addition to

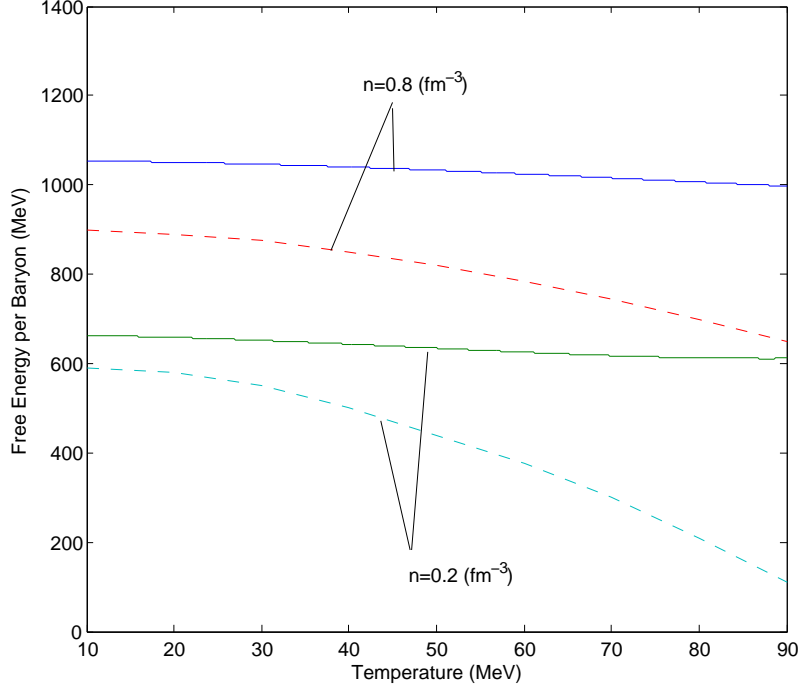


FIG. 2: The temperature dependence of the free energy per baryon at two different baryon densities. The solid and dash curves are for the weakly interacting QGP and the strange quark matter, respectively.

the quark and the gluon contribution energies,

$$\varepsilon_{QGP}(n, T) = \varepsilon_q(n, T) + \varepsilon_g(T) + \mathcal{B} \quad (16)$$

$$\mathcal{P}_{QGP}(n, T) = \mathcal{P}_q(n, T) + \mathcal{P}_g(T) - \mathcal{B}. \quad (17)$$

Having the pressure, the entropy density of system is evaluated,

$$\mathcal{S}_{QGP}(n, T) = \left(\frac{\partial}{\partial T} \mathcal{P}_{QGP}(\mu, T) \right)_{\mu}. \quad (18)$$

To study the phases of the QGP , one should concentrate on the QGP and the hadronic pressures, \mathcal{P}_{QGP} and \mathcal{P}_{Hadron} [16–18], respectively, i.e. for $\mathcal{P}_{QGP} < \mathcal{P}_{Hadron}$, the system is in the confinement phase and the quarks and the gluons are inside the bag, but for $\mathcal{P}_{QGP} > \mathcal{P}_{Hadron}$, the quarks and the gluons pressures can overcome to the bag and the hadronic pressures and the system is in the de-confinement phase, i.e. the QGP phase is

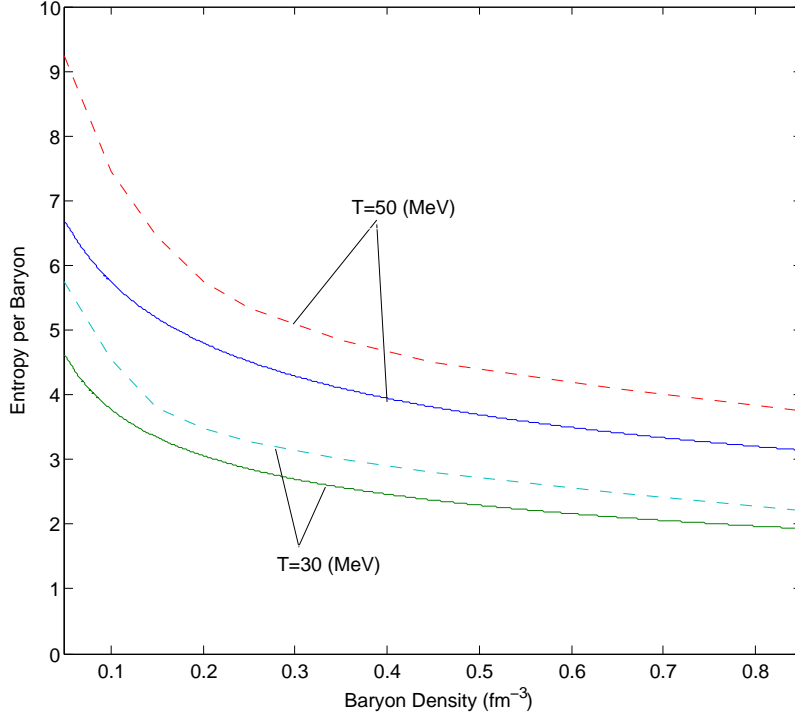


FIG. 3: The density dependence of the entropy per baryon at two different temperatures. The solid and dash curves are for the weakly interacting QGP and the strange quark matter, respectively.

created. So, the phase diagram can be extracted by solving the following equation:

$$\mathcal{P}_{QGP}(n, \mathcal{T}) = \mathcal{P}_q(n, \mathcal{T}) + \mathcal{P}_g(\mathcal{T}) - \mathcal{B} = \mathcal{P}_{Hadrons}(n(\mu), \mathcal{T}), \quad (19)$$

where in this work, both $\mathcal{P}_{Hadrons} = 0$ [9] and $\mathcal{P}_{Hadrons} \neq 0$ [16–18] cases are considered. For $\mathcal{P}_{Hadrons} \neq 0$, the excluded volume effect for the nuclear matter equation of state is used [16–18] to calculate the hadronic pressure (equation (29) of reference [17]) i.e.,

$$\mathcal{P}_{Hadrons}(n(\mu), \mathcal{T}) = \mathcal{P}_{Hadrons}(\mu, \mathcal{T}) \approx \frac{\mathcal{P}_{Hadrons}^{ideal}(\mu, \mathcal{T})}{[1 + vn(\mu)]}, \quad (20)$$

where $\mathcal{P}_{Hadrons}^{ideal}(\mu, \mathcal{T})$ is the pressure of free ideal nucleonic (Fermion) matter [18, 19] (here, degeneracy is 4, $m \simeq 939 MeV$, $v = 4\frac{4}{3}\pi r^3$ and $r \simeq 1.2 fm$, e.g see the equation (9) of the reference [18]).

Now, the interaction energy between the quarks can be calculated by using the Landau Fermi liquid model and the results derived by us in the previous section. The potential energy

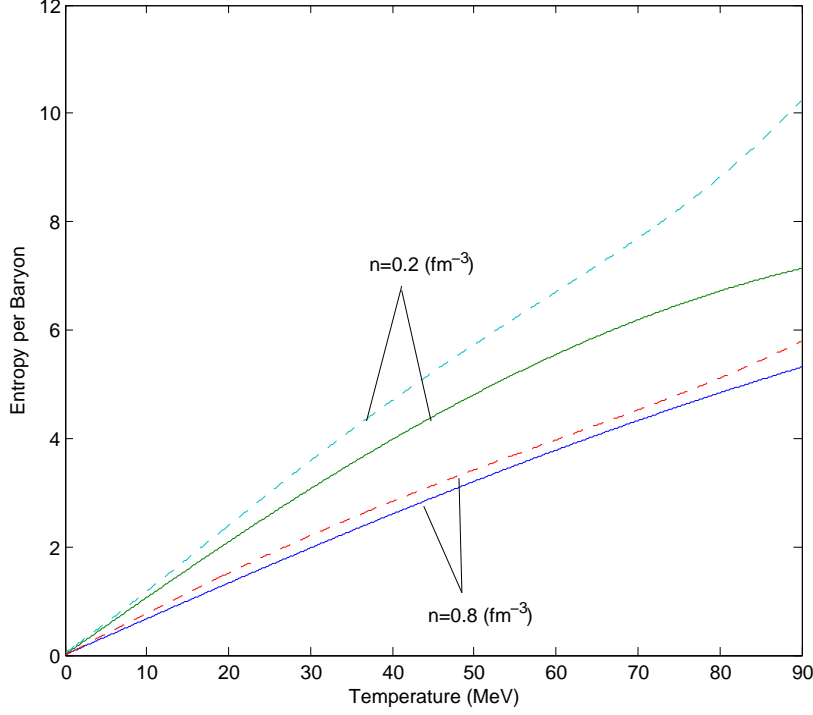


FIG. 4: The entropy per baryon as a function of temperature at two different baryon densities. The solid and dash curves are for the weakly interacting QGP and the strange quark matter, respectively.

density of the interacting massless up or down quarks is found by using the equations (3) and (7),

$$\varepsilon_{pot}(\mu, \mathcal{T}) = \frac{1}{2} \int \frac{1}{9} \mathcal{G}^2 \frac{1}{pk} n_p n_k \frac{g_q d^3 p}{(2\pi)^3} \frac{g_q d^3 k}{(2\pi)^3}, \quad (21)$$

where $g_q = 6$ is the quark degeneracy of one flavor. By using the Fermi-Dirac distribution and the value of each quark flavor potential energy i.e. the equation (21), an analytical formula for the total potential energy density of the two quark flavours is written as follows:

$$\varepsilon_{pot}(\mu, \mathcal{T}) = \frac{\alpha_c \mathcal{T}^4}{\pi^3} \left(\frac{\pi^4}{9} + \frac{2\pi^2}{3} \left(\frac{\mu}{\mathcal{T}} \right)^2 + \left(\frac{\mu}{\mathcal{T}} \right)^4 \right). \quad (22)$$

Note that, the potential energy for massless quarks is always positive. So, the interaction between quarks inside the bag is repulsive and it helps the interacting quarks and the gluons to penetrate from the bag more easily, rather than the noninteracting case, and further more, the *one gluon exchange* interaction, because of its repulsive properties, makes the conditions

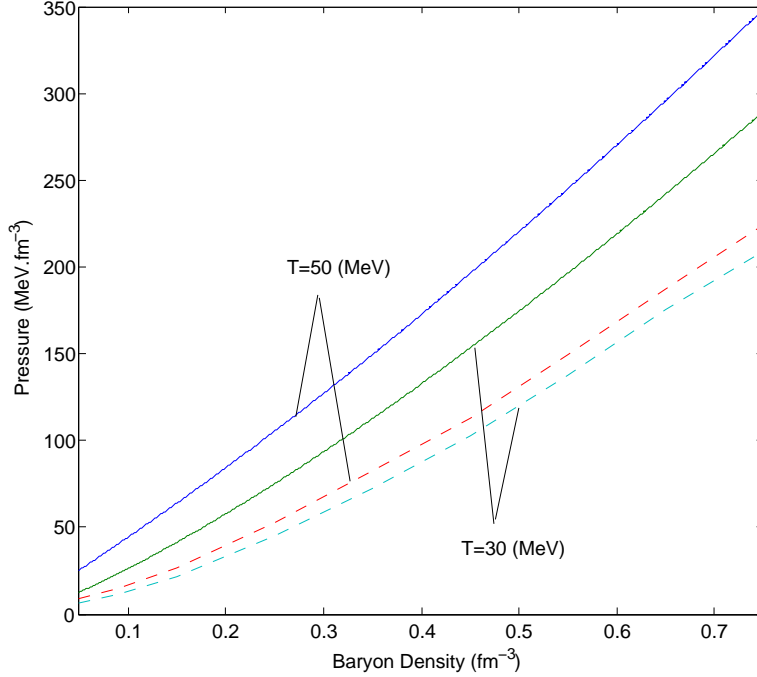


FIG. 5: The QGP equation of state as a function of baryon density at two fixed temperatures. The solid and dash curves are for the weakly interacting QGP and the strange quark matter, respectively, but without the bag constant.

easier for the system to make the transition to the QGP phase.

The internal energy density of the QGP is evaluated by performing the summation over the interacting and the non-interacting parts of the energy density of quarks, the vacuum energy and the gluon energy density which were calculated before, and having that, the other thermodynamic quantities of the QGP are found.

As it was pointed out before, it is assumed that the bag (hadronic) pressure is the one has been used in the reference [9] i.e. $\mathcal{B} = 208 MeV fm^{-3}$ (zero), in order to compare our phase diagram with this reference, and since it is intended to compare our results with the reference [14], the QCD coupling constant is chosen to be $\alpha_c = 0.2$. On the other hand, for the non-zero hadronic pressure, the baryonic chemical potential and the bag pressure are varied to reach to the critical temperature of the lattice QCD predictions [10], i.e. $\mathcal{T}_c = 170 MeV$.

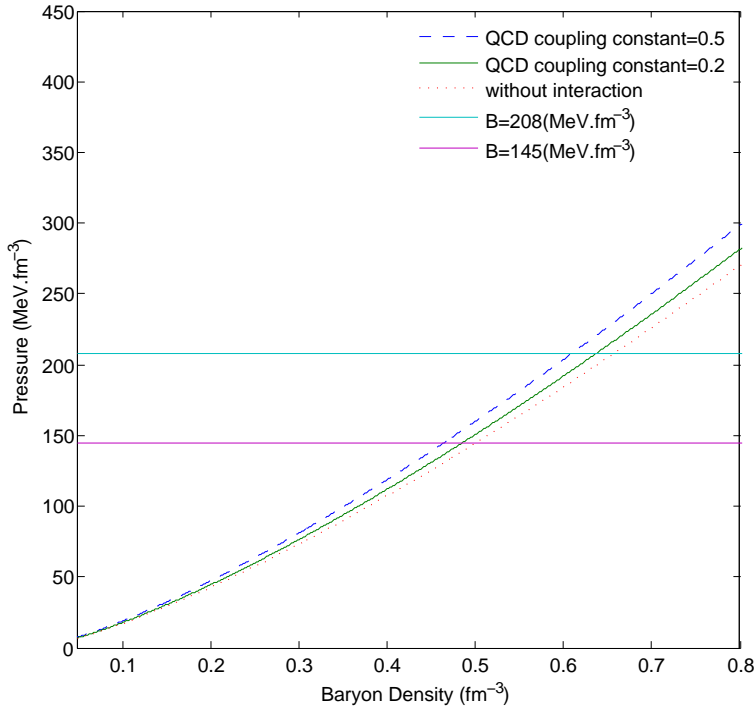


FIG. 6: The pressure at zero temperature for different coupling constants as a function of baryon density.

IV. THE RESULTS OF THE *QGP* CALCULATION

We begin by presenting the calculated free energy per baryon for both the *QGP* and the strange quark matter [14] in the figure 1 (2), as a function of baryon density (temperature) at the two different temperatures (baryon densities). The free energy for the *QGP* is larger than those of strange quark matter, since we know that the strange quark matter should be more stable than the *QGP* and therefore the strange quark matter free energy should be smaller than that of the *QGP*. As one should expect, the free energy increases (decreases) by increasing the baryon density (temperature). While, the *QGP* has less temperature dependent with respect to the strange quark matter, they have similar density dependent at fixed temperature.

Similar comparisons are made for the entropies in the figures 3 and 4. The entropy per baryon for the *QGP* is an increasing (decreasing) function of temperature (baryon density)

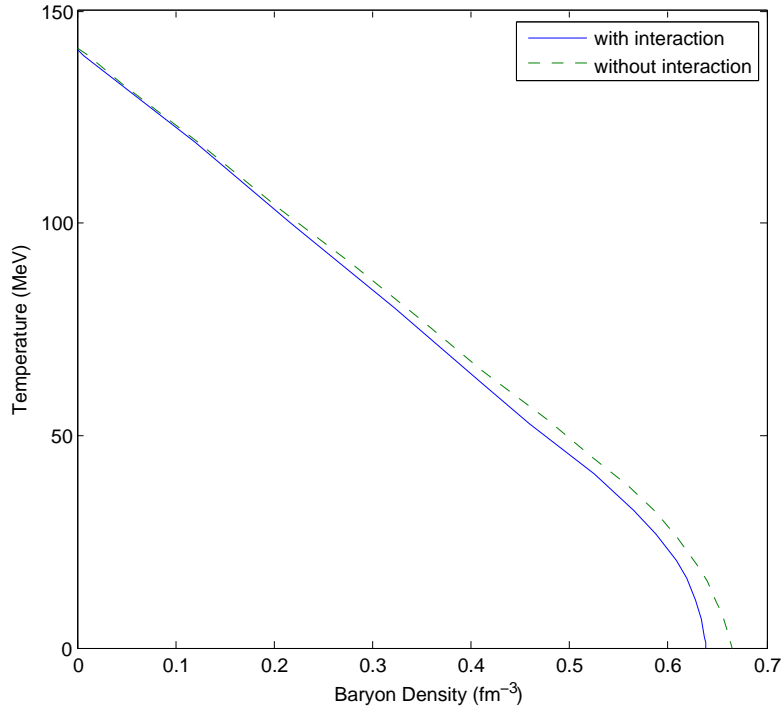


FIG. 7: The phase diagram for the interacting and the noninteracting QGP .

and it is smaller than that of the strange quark matter [14]. Again their dependence on the density is the same, but they behave especially differently at larger temperatures.

The plots of the equation of states of both the QGP (without the effect of constant bag pressure) and the strange quark matter as a function of baryon density at the two different temperatures are given in the figure 5. The QGP equation of state is much harder than that of strange quark matter at the same baryon density and temperature.

The pressure of weakly interacting QGP for the two different QCD coupling constants, and the noninteracting QGP (without the effects of constant bag pressure) at zero temperature as a function of baryon density is shown in the figure 6. The increase in the interaction strength makes the pressure to rise, and therefore at the smaller baryon densities, the pressure of quarks becomes equal to the bag pressure. So, the interaction facilitates the quarks transition to the deconfined phase at lower density. The QCD coupling constant also plays the same role, i.e it will reduce the transition density.

Finally, the phase diagrams for both the interacting and the noninteracting QGP are

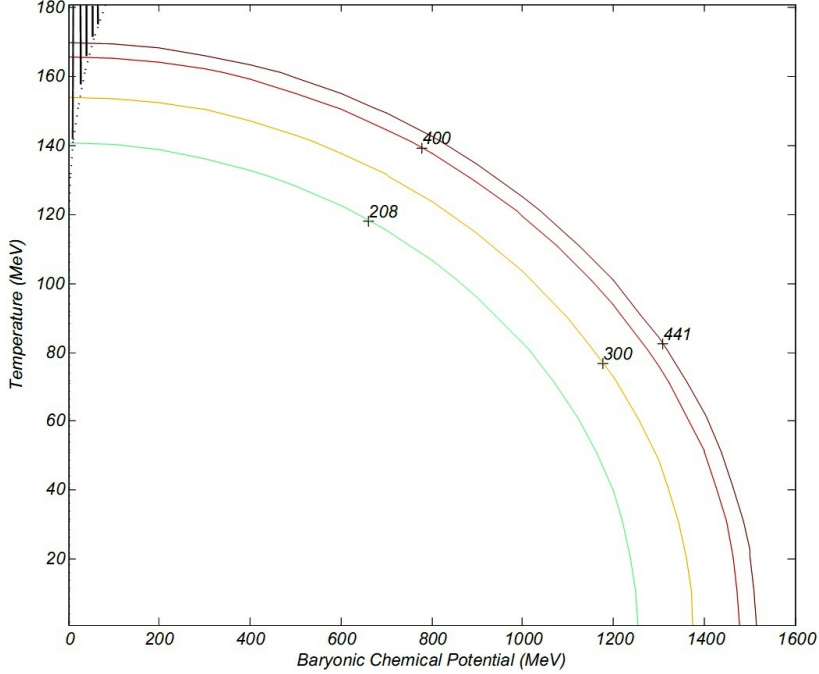


FIG. 8: The phase diagram for the interacting QGP by taking into account the nuclear matter excluded volume pressure at four different bag pressures (MeV).

shown in the figure 7 for $\mathcal{P}_{Hadrons}(n(\mu), \mathcal{T}) = 0$. The *one gluon exchange* interaction which is repulsive, causes to get the QGP at the smaller baryon densities and temperatures. As it was pointed out before, the reason is very simple, the repulsive interaction between quarks helps them to escape from the bags. So the formation of the QGP happens much easier for the interacting quarks than the noninteracting one. But, the critical temperature is about $140MeV$, which is much less than the lattice QCD suggestion of $170MeV$. In the figure 8, the hadronic pressure has been also taken into the account (see the equations (19) and the reference 20). The slashed area is the forbidden region, i.e. for the bag pressure approximately larger than $200MeV$ there is no critical temperature with the zero baryonic chemical potential (density). With the bag pressure about $441MeV$ (note that the bag pressure estimated to as large as $500 MeV$ [4]) and the low baryonic chemical potential (density) it is possible to get results near to the lattice QCD prediction, i.e. $\mathcal{T}_c = 170 MeV$.

V. CONCLUSION AND SUMMARY

In conclusion, the *one gluon exchange* interaction was used to evaluate the strength of potential energy of the *QGP* in the Fermi liquid model. By calculating the *QGP* partition function, the different thermodynamic properties of the *QGP* as a function of baryon density and temperature for the both interacting and the non-interacting cases were discussed. It was found that the *QGP* internal and free energies are much larger than those of strange quark matter. On the other side, if we consider the massive quarks like the strange quarks in our the *QGP*, the potential energy becomes a negative quantity, but for the massless quarks it is always a positive quantity, therefore the internal and the free energy densities of strange quark matter become smaller than the *QGP* ones. We have seen how the *one gluon exchange* interaction for the massless quarks affects the phase diagram of the *QGP* and causes the system to reach to the deconfined phase at the smaller baryon densities and temperatures. Our results depend on the values of bag pressure and the *QCD* coupling constant which the latter does not have a dramatic effect on our results. The increase of the hadronic and the bag pressure can improve our results toward the lattice *QCD* calculations. In the future works, we could adjust our phase diagram to get the relation between the bag constant and the *QCD* coupling constant. On the other hand it is possible to generalize our method for the non-constant *QCD* coupling and the bag pressure. Finally, we can also add the interaction between the gluons to our present calculations.

Acknowledgments

We would like to acknowledge the Research Council of University of Tehran and Institute for Research and Planning in Higher Education for the grants provided for us.

-
- [1] M. Stephanov, Acta.Phys.Pol.B, **35**, 2939 (2004)
 - [2] I. Zakout, C. Greiner and J. Schaffner-Bielich, Nucl.Phys.A, **781** (2007) 150.
 - [3] J.I. Kapusta and E.S. Bowman, Nucl.Phys.A, **830** (2009) 721.
 - [4] K. Yagi, T. Hatsuda, Y. Miake and "Quark-Gluon Plasma", Cambridge University Press (2005).

- [5] I. Arsene, et al., Nucl.Phys.A, **757** (2005) 1.
- [6] B. B. Back, et al., Nucl. Phys.A, **757** (2005) 28.
- [7] J. Adams, et al., Nucl.Phys.A, **757** (2005) 102.
- [8] K. Adcox, et al., Nucl.Phys.A, **757** (2005) 184.
- [9] S. M. Wong, "Introductory Nuclear Physics", Wiley-VCH Verlag GmbH and Co. KGaA (2004).
- [10] Y. Aoki, et al, JHEP, **0906** (2009) 088.
- [11] J. Dey, M. Dey and P. Ghose, Phys.Lett.B, **221** (1989) 161.
- [12] A. Ipp, K. Kajantie, A. Rebhan and A. Vuorinen, Phys.Rev.D, **74** (2006) 045016
- [13] Joe Kapusta's and Charles Gale, "Finite-temperature field theory", Cambridge University Press, Cambridge (2006).
- [14] M. Modarres and H. Gholizade, Int.J.Mod.Phys.E , **17** (2008) 1335.
- [15] M. Modarres and H. Gholizade, Physica A, **387** (2008) 2761.
- [16] A. Andronic, P. Braun-Munzinger and J. Stachel, Nucl.Phys.A, **772** (2006) 167.
- [17] G.D. Yen, M.I. Gorenstein, W. Greiner, and Shin Nan Yang, Phys.Rev.C, **56** (1997) 2210.
- [18] D.H. Rischke, M.I. Gorenstein, H. St öcker and W. Greiner, Z.Phys.C, **51** (1991) 485.
- [19] F. Reid, "Fundamental of Statistical and Thermal Physics", MacGraw-Hill Co. (1965).
- [20] T. Tatsumi, Phys.Lett.B **489** (2000) 280.
- [21] G. Baym and S.A. Chin, Nucl.Phys.A **262** (1976) 527.
- [22] G. Byam and C. Pethick, "Landau Fermi-Liquid Theory" Wiley-VCH Verlag GmbH and Co. KGaA (2004).