

V. Narayan¹ · M. Pepper² · J. Griffiths¹ ·
H. Beere¹ · F. Sfigakis¹ · G. Jones¹ · D.
Ritchie¹ · A. Ghosh³

Evidence of Novel Quasiparticles in a Strongly Interacting Two-Dimensional Electron System: Giant Thermopower and Metallic Behaviour

07.08.2012

Keywords thermopower, 2D metallicity

Abstract We report thermopower (S) and electrical resistivity (ρ_{2DES}) measurements in low-density (10^{14} m^{-2}), mesoscopic two-dimensional electron systems (2DESs) in GaAs/AlGaAs heterostructures at sub-Kelvin temperatures. We observe at temperatures $\lesssim 0.7 \text{ K}$ a linearly growing S as a function of temperature indicating metal-like behaviour. Interestingly this metallicity is not Drude-like, showing several unusual characteristics: i) the magnitude of S exceeds the Mott prediction valid for non-interacting metallic 2DESs at similar carrier densities by over two orders of magnitude; and ii) ρ_{2DES} in this regime is two orders of magnitude greater than the quantum of resistance h/e^2 and shows very little temperature-dependence. We provide evidence suggesting that these observations arise due to the formation of novel quasiparticles in the 2DES that are *not* electron-like. Finally, ρ_{2DES} and S show an intriguing decoupling in their density-dependence, the latter showing striking oscillations and even sign changes that are completely absent in the resistivity.

PACS numbers: 72.20.Pa 72.15.Jf 73.20.-r

1 Introduction

It has been previously observed in low-density 2DESs of mesoscopic dimensions that ρ_{2DES} saturates or even *decreases* upon lowering the temperature T below $\approx 1 \text{ K}$ ¹ suggesting a destabilisation of the insulating phase. This is especially remarkable in light of the fact that at these low values of density ($n_s \sim 10^{14} \text{ m}^{-2}$)

1: Cavendish Laboratory, University of Cambridge, UK

Tel.: 00441223337469

Fax: 00441223337271

E-mail: vn237@cam.ac.uk

2: Department of Electronic and Electrical Engineering, University College London, UK

3: Department of Physics, Indian Institute of Science

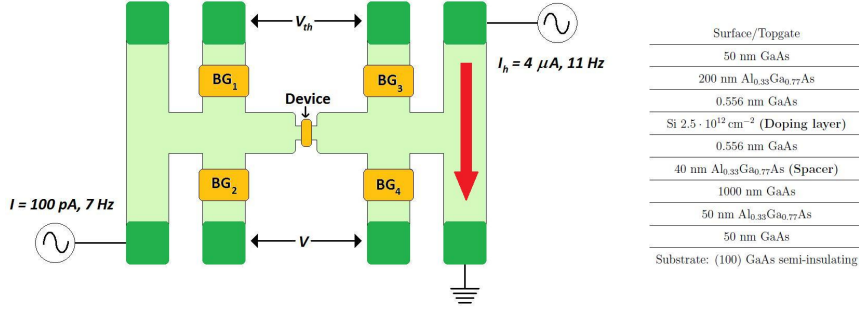


Fig. 1 (Colour online) The left panel shows a schematic of the device layout and measurement setup. The device is in a Hall-Bar layout with ohmic contacts (marked as ‘X’) and metallic gates (shown in yellow). BG₁ – BG₄ are bar-gates used for the electron thermometry and the mesoscopic 2DES is labeled “Device”. As shown, ρ_{2DES} is measured in a constant-current (I) setup and the thermovoltage V_{th} is detected in response to the heating due to I_h . The right panel shows the wafer structure used in the present experiments.

$\rho_{2DES} \gg h/e^2$ where it is expected that the 2DES be strongly localised and the transport activated. The density-dependence of ρ_{2DES} in this regime has been observed to obey a Kosterlitz-Thouless law suggesting that the 2DES is undergoing a disorder-to-order transition as n_s is decreased². It is well-known that the thermopower is more sensitive to inter-electron interactions than the electrical resistivity³ and, as explained in the following, contains complementary information. The Mott formula⁴ relates the diffusion thermopower S_{MOTT} and the electrical conductivity σ of a system as:

$$S_{MOTT} = \frac{\pi^2 k_B T}{3q} \left(\frac{\partial \ln \sigma}{\partial E} \right)_{E=\mu} \quad (1)$$

Here k_B is the Boltzmann constant, q is the charge of the carriers, E is the energy and μ is the chemical potential of the system. Thus we see that S_d contains complementary information to σ being, as it is, sensitive to its energy-derivative. Motivated by this, we have recently performed thermopower measurements on low-density, mesoscopic 2DESs to investigate many-body effects in them⁵. In the present manuscript we first briefly review our results and then present a picture that self-consistently explains the observations in refs.^{1,2,5}.

2 Experimental details

A schematic representation of the device and measurement setup are given in figure 1. Our measurement devices are fabricated in Si-doped GaAs/AlGaAs heterostructures in which the dopants are confined to a monolayer 40 nm above the 2DES. The as-grown mobility of the wafer is 220 m²/Vs at a carrier density = 2.2×10^{15} m⁻². We used optical and electron-beam lithography to define the mesoscopic 2DES ($L \times W = 1.2 \mu\text{m} \times 8 \mu\text{m}$). ρ_{2DES} was measured in a 4-probe setup

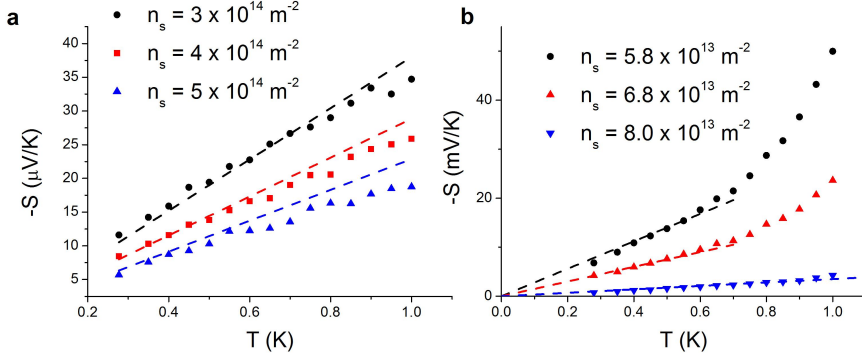


Fig. 2 (Colour online) T -dependence of S . As is seen, S is linear against T in both the $\rho_{2DES} < h/e^2$ and $\rho_{2DES} \gg h/e^2$ regimes. a) The broken lines represent the Mott prediction S_d (equation 2). When $\rho_{2DES} < h/e^2$, we see that the Mott relation holds quantitatively. b) The broken lines represent linear fits to the low- T data. When $\rho_{2DES} \gg h/e^2$ while the linear behaviour is still seen below $\lesssim 0.7$ K, S is more than 2 orders of magnitude larger than S_d (not visible on the scale of the figure).

using a lock-in amplifier at 7 Hz. To measure S we imposed a temperature gradient along its length using a large heating current $I_h = 4\text{--}5 \mu\text{A}$ at $f_h = 11$ Hz and detected the thermovoltage V_{th} using a lock-in amplifier at $2f_h$. To measure the temperature difference ΔT across the device, we adapted a method following refs.^{6,7} wherein we measured the thermovoltage due to ΔT between pairs of large bar gate-defined regions ($\approx 10 \mu\text{m}$ in linear dimension) biased such that the 2DESs underneath them are in the non-interacting Drude-metal-like regime. Under such circumstances, the thermopower is given by:

$$S_d = -\frac{\pi k_B^2 T m}{3|e|\hbar^2} \frac{1 + \alpha}{n} \quad (2)$$

Here m is the effective mass of the carriers, n is the density of carriers and $\alpha \equiv (n/\tau)(d\tau/dn)$ where τ is the momentum scattering time. Further details regarding the measurement process can be found in ref.⁵.

3 Results

In figure 2 we show the behavior of S as a function of T . The two panels contrast the behaviour in the two regimes where $\rho_{2DES} \ll h/e^2$ and $\rho_{2DES} \gg h/e^2$. It is seen that in the former, the observed S agrees closely with S_d (equation 2) while in the latter, while $S(T)$ is still linear for $T \lesssim 0.7$ K, S is 2 orders of magnitude larger than S_d . Above 0.7 K S grows at a much more rapid rate attaining exceedingly large values of ≈ 50 mV/K at 1 K. Super-linear growths in S are often associated with phonon-drag^{8,9} however, no similar increased growth rate is observed at higher n_s (see figure 2a), leaving open the possibility that the observed phenomenon is

diffusive in nature. The agreement between S and S_d at high n_s serves as a good control experiment that validates the ΔT measurement and eliminates the possibility of artifacts arising due to sample parameters and device geometry.

In figures 3a and 3b we plot the n_s -dependence of ρ_{2DES} and S at $T = 0.3$ K, respectively. There are several points worth noticing: 1) ρ_{2DES} grows monotonically as a function of n_s over the entire range. 2) In sharp contrast to this, S is highly non-monotonic over the same n_s -range, frequently changing sign. 3) S tracks S_d closely until $\approx 2 \times 10^{14} \text{ m}^{-2}$ around which point the oscillations set in. 4) As n_s is lowered further S increases rapidly in magnitude, exceeding S_d by 2 orders of magnitude at the lowest n_s .

The data presented shows a measured breakdown of the Mott formula, equation 1. The Mott formula is based on semiclassical, Boltzmann-like transport and thus we can expect departures from it when interaction effects are strong as is the case in the present study. We first address the large magnitude of S . In order to do so, we inspect the n_s -dependence of ρ_{2DES} and, as noted in refs.^{2,5} we see that the dependence of ρ_{2DES} on n_s is well fit by a Kosterlitz-Thouless¹⁰ law,

$$\rho_{2DES} = \rho_0 \exp(A/\sqrt{n_s - n_{KT}}) \quad (3)$$

Here ρ_0 , A and n_{KT} are fit parameters, n_{KT} being the transition density. As suggested in ref.², this implies that as n_s is reduced towards n_{KT} the 2DES approaches an ordered phase by the systematic elimination of topological defects and the topological defects rather than the bare electrons that mediate the electrical transport. While the exact nature of the ordered state cannot be ascertained using transport measurements alone, possible candidates include Wigner¹¹, striped phases¹² and bubble phases¹³. Since $\rho_{2DES} \propto$ the number of topological defects n_d , we estimate $n_d \propto \rho_0 \exp(A/\sqrt{n_s - n_{KT}}) \equiv N_0 \exp(A/\sqrt{n_s - n_{KT}})$, where ρ_0 , A and n_c are obtained from the fit in figure 3a and N_0 is an unknown constant. We now test the applicability of this idea to the case of S , i.e., we ask whether the topological defects

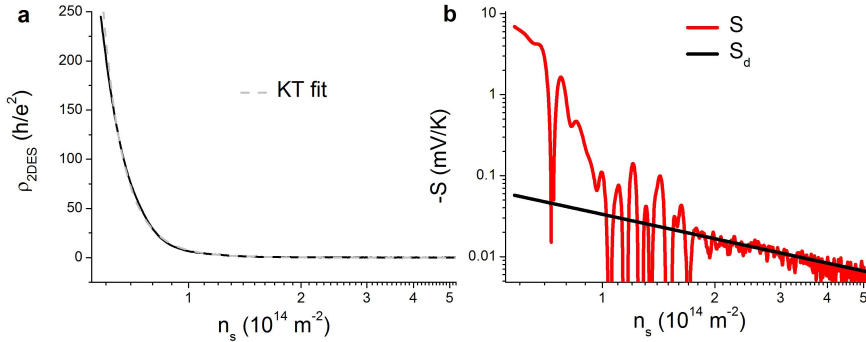


Fig. 3 (Colour online) n_s -dependence of ρ_{2DES} and S . a) ρ_{2DES} is seen to grow monotonically as n_s is decreased. The broken line shows a fit to the Kosterlitz-Thouless form (see text for details). b) S is seen to track S_d (equation 2 closely for densities above $\approx 1.7 \times 10^{14} \text{ m}^{-2}$ below which it oscillates, even changes sign and exceed S_d by over two orders of magnitude. ρ_{2DES} and S are measured simultaneously in the data presented here.

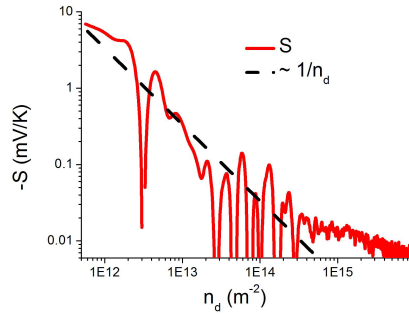


Fig. 4 (Colour online) Topological defect-mediated transport? The figure shows the dependence of S on the number of topological defects n_d (see text). Despite the strong oscillations, S is seen to follow a clear $1/n_d$ trend. While the estimated value of n_d is defined only to within an unknown constant, it is important to note that this has no bearing on the $1/n_d$ dependence.

mediate the thermal transport as well. We note that this idea can readily be used to explain the enhancement in $|S|$ since the number of topological defects $n_d < n_s$ which, according to equation 2, would bring about such an enhancement. To check this quantitatively, we plot S as a function of n_d in figure 4. We immediately find that in the region where S deviates from S_d , oscillations notwithstanding, it obeys a $1/n_d$ envelope. This strengthens the notion that the topological defects and not the bare electrons are responsible for transport in the 2DES (see equation 2). The value of N_0 used in figure 4 is obtained by fitting the observed S to equation 2 and assuming the electronic values of e and m . We note that this need not be the case though it is beyond the scope of the present measurements to resolve this issue. The topological defects behave essentially as non-interacting, free quasiparticles and this also explains the observed metallic T -dependence of S .

We finally address the oscillations in S as a function of n_s . While the position and magnitude of these oscillations are device-dependent (see reference⁵) we note that in all the devices measured, they are completely absent in ρ_{2DES} . This is in stark contrast to Coulomb Blockade oscillations in which σ and S oscillate synchronously as the system parameters are varied (see for example refs.¹⁴). We also note that previous conductance measurements on similar 2DESs^{15,16,17} have shown intriguing oscillations that, once again, cannot be reconciled with Coulomb Blockade behaviour and suggest, rather, the formation of pinned charge-density-wave phases. It is possible that the oscillations reflect the entropy of the 2DES¹⁸, though further experiments are required to resolve this matter.

4 Conclusions

Our electrical and thermal transport measurements combine to present a self-consistent picture in which novel quasiparticles born of inter-electron interactions mediate transport. These quasiparticles impart a metallic character to the 2DES and enhance its thermopower by more than two orders of magnitude. The ther-

mopower of the 2DES is also seen to oscillate strongly as the density is varied and these oscillations are completely absent in the resistivity. While the origin of these oscillations is unknown, they are a striking example of the thermopower being more sensitive to interactions than the electrical resistivity.

Acknowledgements We acknowledge funding from the UK-India Education and Research Initiative (UKIERI), the Department of Science and Technology (DST), India and the Engineering and Physical Sciences Research Council (EPSRC), UK. VN acknowledges a Fellowship from the Herchel Smith Fund.

References

1. Matthias Baenninger, Arindam Ghosh, Michael Pepper, Harvey E. Beere, Ian Farrer, and David A. Ritchie, *Phys. Rev. Lett.* **100**, 016805 (2008).
2. R. Koushik, Matthias Baenninger, Vijay Narayan, Subroto Mukerjee, Michael Pepper, Ian Farrer, David A. Ritchie and Arindam Ghosh, *Phys. Rev. B* **83**, 085302 (2011).
3. M. J. Burns and P. M. Chaikin, *J. Phys. C: Sol. Stat. Phys.* **18** (1985).
4. N. F. Mott and M. Jones, *The Theory and the Properties of Metals and Alloys* (Courier Dover, New York, 1958).
5. <http://arxiv.org/abs/1206.1549>.
6. N. J. Appleyard, J. T. Nicholls, M. Y. Simmons, W. R. Tribe and M. Pepper, *Phys. Rev. Lett.* **81**, 3491 (1998).
7. W. E. Chickering, J. P. Eisenstein and J. L. Reno, *Phys. Rev. Lett.* **103**, 046807 (2009).
8. S. Faniel, E. Tutuc, E. P. De Poortere, C. Gustin, A. Vlad, S. Melinte, M. Shayegan and V. Bayot, *Phys. Rev. Lett.* **94**, 046802 (2005).
9. S. K. Lyo, *Phys. Rev. B* **38**, 6345 (1988).
10. J. M. Kosterlitz and D. J. Thouless, *J. Phys. C* **6**, 1181 (1973).
11. S. T. Chui and B. Tanatar, *Phys. Rev. Lett.* **74**, 458 (1995).
12. A. A. Slutskin, V. V. Slavin, and H. A. Kovtun, *Phys. Rev. B* **61**, 14184 (2000).
13. M. M. Fogler, A. A. Koulakov, and B. I. Shklovskii, *Phys. Rev. B* **54**, 1853 (1996).
14. R. Scheibner, H. Buhmann, D. Reuter, M. N. Kiselev and L. W. Molenkamp, *Phys. Rev. Lett.* **95**, 176602 (2005).
15. Arindam Ghosh, Michael Pepper, Harvey E Beere and David A Ritchie, *J. Phys.: Condens. Matter* **16** (2004).
16. Christoph Siegert, Arindam Ghosh, Michael Pepper, Ian Farrer, David A. Ritchie, David Anderson and Geb A. C. Jones, *Phys. Rev. B* **78**, 081302(R) (2008).
17. M. Baenninger, A. Ghosh, M. Pepper, H. E. Beere, I. Farrer and D. A. Ritchie, *Phys. Rev. B* **78**, 161306(R) (2008).
18. A. Garg, B. S. Shastry, K. B. Dave and P. Phillips, *New J. Phys* **13**, 083032 (2011).