

Low temperature ballistic spin transport in the $S=1/2$ antiferromagnetic Heisenberg chain compound SrCuO_2

H. Maeter,^{1,*} A. A. Zvyagin,^{1,2} H. Luetkens,³ G. Pascua,³ Z. Shermadini,³
R. Saint-Martin,⁴ A. Revcolevschi,⁴ C. Hess,⁵ B. Büchner,⁵ and H.-H. Klaus¹

¹*Institute for Solid State Physics, TU Dresden, D-01069 Dresden, Germany*

²*Institute for Low Temperature Physics and Engineering of the NAS of Ukraine, Kharkov, 61103, Ukraine*

³*Laboratory for Muon-Spin Spectroscopy, Paul Scherrer Institut, CH-5232 Villigen PSI, Switzerland*

⁴*Laboratoire de Physico-Chimie de L'Etat Solide, ICMMO,*

UMR 8182, Université Paris-Sud, 91405 Orsay, France

⁵*IFW-Dresden, Institute for Solid State Research, P.O. Box 270116, D-01171 Dresden, Germany*

We report zero and longitudinal magnetic field muon spin relaxation (μSR) measurements of the spin $S=1/2$ antiferromagnetic Heisenberg chain material SrCuO_2 . We find that in a weak applied magnetic field B_0 the spin-lattice relaxation rate λ follows a power law $\lambda \propto B_0^{-n}$ with $n=0.9(3)$. This result is temperature independent for $5 \text{ K} \leq T \leq 300 \text{ K}$. Within conformal field theory and using the Müller ansatz we conclude *ballistic* spin transport in SrCuO_2 .

PACS numbers: 75.10.Pq, 76.75.+i, 73.23.Ad, 76.60.Es

The copper oxide based low-dimensional electronic systems allow a detailed study of many cooperative quantum phenomena and concepts like Mott insulators, spin-charge separation, quantum phase transitions, and unconventional superconductivity [1, 2]. Quasi 1-d arrangements of corner-sharing CuO_2 squares are model compounds for the $S=1/2$ antiferromagnetic Heisenberg chain (AFHC). In these systems charge degrees of freedom are quenched at low energies by strong Coulomb interaction. Spin degrees of freedom are governed by the Heisenberg Hamiltonian $H=J \sum_i S_i S_{i+1}$ where i indexes the spins along the chain and the exchange constant J controls the interaction strength between neighboring spins. A model compound for the isotropic $S=1/2$ AFHC is SrCuO_2 . It is regarded as an almost ideal 1-d system with $J \approx 2100 \text{ K}$ between neighboring spins of magnetic Cu^{2+} ions [3]. In relation to J the residual interchain interaction that causes magnetic order at temperatures below $\approx 2 \text{ K}$ [4] is very small.

The ground state (GS) of the $S=1/2$ AFHC is a singlet ($S=0$) state with a continuum of $S=1/2$ excitations, spinons. Recently, using numerical solutions of the Bethe ansatz equations it was shown that the ground state dynamic correlation functions are determined mostly by the 2-spinon continuum [5, 6]. While its thermodynamic properties have been studied thoroughly, both theoretically and experimentally, the dynamic properties, such as the spin transport have been much less studied: For a strongly interacting system with a non equidistant (due to interactions) spectrum of eigenstates it is an arduous task. As a result theoretical studies are often controversially discussed and even diffusive spin transport has been predicted for some temperature and field regimes [7–10].

Recent heat transport experiments revealed an unexpectedly large *magnetic* contribution to the total heat conductivity of $S=1/2$ AFHC materials such as SrCuO_2 ,

attributed to the magnetic excitations of the spin chains at low temperatures [11, 12]. It is still unclear how this contribution can be understood microscopically. A deeper understanding of the dynamic properties of the prototype Hamiltonian for the $S=1/2$ AFHC, the Heisenberg Hamiltonian $H=J \sum_i S_i S_{i+1}$ is essential for progress in this field. Its most important property is integrability, i.e. the existence of infinitely many *local* constants of motion. In general, integrability implies ballistic (spin) transport [13]. In particular, ballistic spin transport is predicted for finite magnetic fields and the ground state [10]. However, experimental proof for ballistic spin transport in the $S=1/2$ AFHC is still lacking. Several experimental studies reveal diffusive spin transport in different model compounds of the $S=1/2$ AFHC [14–16]. In this Letter we present experimental evidence for *ballistic* spin transport in SrCuO_2 at low temperature $T \ll J$ and finite fields $H \ll J$ based on μSR experiments.

The structure of SrCuO_2 contains chains running along the crystallographic c axis build of corner sharing CuO squares reminiscent of the CuO layers of cuprate superconductors. In SrCuO_2 two chains are joined by sharing their edges, forming a zig-zag chain. The antiferromagnetic coupling between nearest neighbors (NN) is large compared to the ferromagnetic exchange coupling $J' \approx 220 \text{ K}$ between diagonal Cu spins [17]. Hence, it can also be described as a $S=1/2$ chain with ferromagnetic NN and antiferromagnetic next nearest neighbor (NNN) interactions. The resulting weak frustration can produce essential features in the behavior of the spin chain. Inelastic neutron scattering data (INS), however, indicates that both chains are decoupled and show no features associated with frustration [1]. Neutron diffraction experiments revealed anisotropic spin freezing below $\approx 5 \text{ K}$ in SrCuO_2 [18]. This frozen state is also detected by μSR , but only below $\approx 2 \text{ K}$ [4]. Thurber and coworkers studied the dynamics of the $q=0$ modes in SrCuO_2 by ^{17}O nuclear

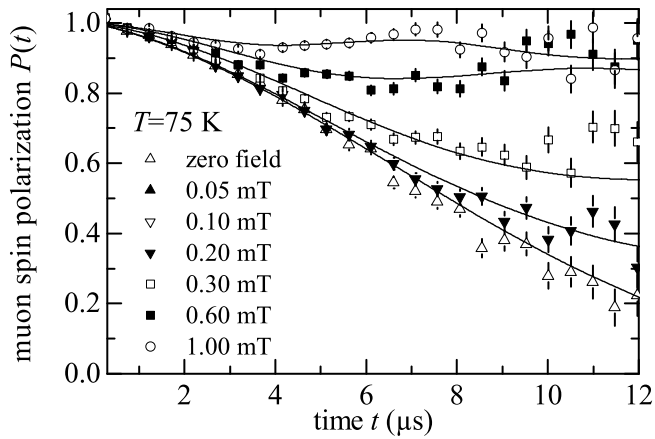


FIG. 1. Typical μ SR time spectra of SrCuO₂ at a temperature of 75 K measured for different longitudinal magnetic fields. Solid lines are best fits to the data (see text).

magnetic resonance (NMR) [15]. They find a magnetic field B_0 dependence of the spin lattice relaxation rate $1/T_1 \propto B_0^{-n}$ that is consistent with diffusive spin transport, i.e. with $n=0.5$ [15].

In this study we used a single crystal of SrCuO₂ grown by the traveling solvent floating zone technique from high purity (99.99%) precursors. The thermal transport properties of this sample have been reported by N. Hlubek and coworkers in Ref. [11]. A single crystal was oriented and mounted with the crystallographic b axis along the muon beam direction. μ SR experiments were conducted using a ⁴He flow cryostat at the GPS instrument of the Paul Scherrer Institut, Switzerland. In a μ SR experiment, nearly 100% spin polarized muons are implanted into the sample one at a time. In cuprate materials the positively charged μ^+ usually form a ≈ 1 Å long bond with a oxygen ion where they act as magnetic micro-probes [19]. In a *non*-magnetic material the muon spins will dephase, i.e., the 100% initial spin-polarization $P(t)$ will decay as a function of time t due to the random orientation of *nuclear* magnetic dipole fields. The nuclear dipole field distribution can be modeled by an isotropic Gaussian distribution with width Δ . This is well known and can be described by the so called Kubo-Toyabe function $G(t, \Delta, B_0)$, which, in a longitudinal magnetic field B_0 has been described by Hayano [20]. Typically, $B_0 \approx 5$ to 10 mT will decouple the muon spin from the nuclear dipole field distribution.

The quantum spin fluctuations of the $S=1/2$ AFHC cause an additional independent relaxation mechanism for the muon spin ensemble. Rapid fluctuations will cause an exponential relaxation of the muon spin polarization $P(t) \propto \exp(-\lambda t)$ with the spin lattice relaxation rate λ . The overall relaxation function is then the product $P(t) = G(t, \Delta, B_0) \exp(-\lambda t)$. In our experiments, λ is of the order of $0.01 \mu\text{s}^{-1}$ and we study its field and temperature dependence. No signature of muon diffusion has

been found, hence $\Delta = 0.085(2) \mu\text{s}^{-1}$ is temperature and field independent. Typical μ SR time spectra and best fits to the data are shown in Fig. 1.

To confirm that the measurement is not influenced by the muon as an impurity we compare our data with recent ⁶³Cu NMR data [21] in Fig. 3. It turns out that both the μ SR and NMR spin-lattice relaxation rates have nearly identical temperature dependencies. This indicates that the muon has little or no influence on the low energy spin excitations of SrCuO₂.

For diffusive spin transport in one dimension $\lambda \propto B_0^{-0.5}$ is expected [10, 22]. Its divergence for $B_0=0$ can be cut-off by 3-d diffusion/coupling or by anisotropy, e.g. dipolar intrachain coupling. A useful description of experimental data has to include this cut-off for low fields/frequencies [23]:

$$\lambda(B_0) = \lambda_0 \left(\frac{1 + \sqrt{1 + (B_0/2B_c)^2}}{2(1 + (B_0/2B_c)^2)} \right)^n. \quad (1)$$

$\lambda_0 = 1/\sqrt{2D_{\parallel}D_{\perp}}$ is the constant value obtained for $B_0 < B_c$ and $\gamma_{\mu}B_c = D_{\perp}$, with $n=0.5$. Two diffusion constants D_{\parallel} and D_{\perp} model fast on-chain and slow intra-chain diffusion, respectively. We chose this model to maintain comparability with the work of Pratt et al. [14]. Its main purpose is to determine the power law exponent n . In experiment [14], sometimes $n \neq 0.5$ is found

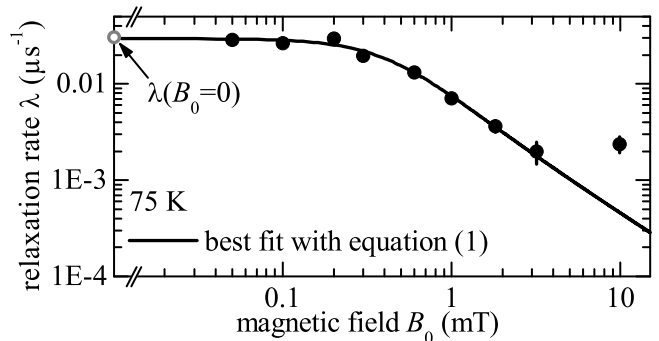


FIG. 2. The field dependence of the relaxation rate $\lambda(B_0)$ shows a clear power law behavior for $B_0 > B_c = 0.23(3)$ mT and saturates for smaller fields. The solid line is a fit of Eq. (1) to the data (B_c was optimized simultaneously for all temperatures). The large deviation from the expected field dependence for $B_0 = 10$ mT is due to the limited time window of the experiment of $\approx 12 \mu\text{s}$. The open symbol indicates $\lambda(B_0=0)$.

and (1) becomes an empirical model since the derivation in Ref. [23] is only valid for chains for $n=0.5$ (for a three-dimensional system, where $D_{\perp} \neq 0$, the equation is formally correct), i.e. in the limit $D_{\perp} \rightarrow 0$, $\lambda(B_0)$ vanishes or diverges for $n > 0.5$ or $n < 0.5$, respectively. We use Eq. (1) to analyze our data. For $B_0 > B_c$, $\lambda(B_0)$ follows the power law B_0^{-n} , here B_c is called the cut-off field. A typical best fit of Eq. (1) to the data is shown in Fig. 2. $B_c = 0.23(3)$ mT is found to be temperature

independent. n also shows no temperature dependence for temperatures between 5 and 300 K, as can be seen in Fig. 3. The average value and its standard deviation are $n=0.9(3)$. This result is quantitatively different from the result expected for diffusive spin transport, i.e. $n=0.5$. A microscopic interpretation of this result will be given below. $\lambda_0 \approx 0.03 \mu\text{s}^{-1}$ could be identified with the inverse of a diffusion constant as in Eq. (1) and it shows no anomaly at low temperatures. In fact, all parameters that characterize the spin transport in this system, i.e. λ_0 , B_c , and n have no significant temperature dependence for $T \lesssim 150$ K. This indicates that the mechanisms that cause the temperature dependence of the magnetic *heat* transport, which shows a maximum at low temperatures [11], are not relevant for the *spin* transport. This corroborates the conclusions drawn in Ref. [11], that heat transport of the $S=1/2$ AFHC in SrCuO₂ is limited, i.e. rendered diffusive by *extrinsic* perturbations, e.g. phonons.

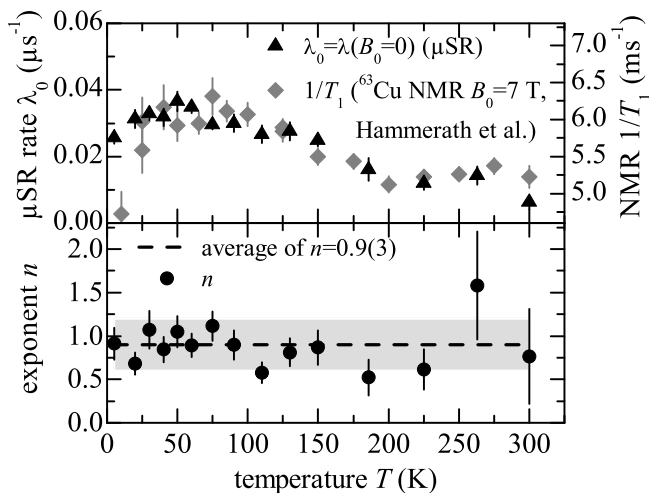


FIG. 3. *Top*: A comparison of the temperature dependence of λ_0 with the spin lattice relaxation rate from Ref. [21] measured by ⁶³Cu NMR. The nearly identical temperature dependencies indicate that the muon does not disturb the low energy spin excitation spectrum. *Bottom*: The power law exponent n . The shaded area indicates the standard deviation of n . All error bars are error estimates from the fits.

Next, we will turn to the microscopic interpretation of the experimental results. The relaxation rate for a local probe, i.e. a nuclear, or muon spin in an electron spin system can be expressed as [24]

$$\lambda = \frac{\gamma_e^2 \gamma_N^2}{2} \sum_q (F^z(q) S^{zz}(q, \omega) + \frac{1}{4} F^\perp(q) [S^{+-}(q, \omega) + S^{-+}(q, \omega)]), \quad (2)$$

where $\gamma_{e(N)}$ are the gyromagnetic ratios of electron (nuclear) spins [25], $F^z(q)$ and $F^\perp(q)$ are components of the hyperfine form factors parallel and perpendicular

to the external magnetic field, $S^{zz}(q, \omega)$, $S^{+-}(q, \omega)$, and $S^{-+}(q, \omega)$ are the components of the tensor of the dynamic structure factor (DSF) of electron spins, also parallel and perpendicular to the external field. In general, the muon relaxation rate λ differs from the nuclear magnetic resonance rate $1/T_1$ only by the form factor.

A detailed knowledge of the form factor is not required because generally no "filtering" of the DSF by the form factor is expected in cuprate materials. This is due to the low symmetry of the muon site which is usually at a distance of $\approx 1 \text{ \AA}$ from an oxygen ion [19].

The experimentally found $\lambda \propto S^{zz} \propto 1/B_0^n$ with $n=0.9(3)$ is in clear disagreement with the model for spin diffusion ($n=0.5$). Note that $n=0.5$ disagrees also with the theoretical work [26] of Sachdev [27]. This leaves us with two questions: (1) Is the spin transport ballistic?, and (2) How can we understand the observed power law? In the following we will show that the measured power law with $n \approx 1$ can be understood by the spin excitation spectrum of the ground state of the $S=1/2$ AFHC. In the ground state, exact calculations show that the spin transport is ballistic (see e.g. Ref. [10] and references therein). Therefore, $n \approx 1$ proofs ballistic spin transport in the $S=1/2$ AFHC material SrCuO₂ because we find $n=0.9(3)$ by experiment. One model for the ground state spin excitation spectrum has been given by Müller et al. This is a well known model and often used to analyze inelastic neutron scattering data [1, 28] In this model $S^{zz} \propto 1/\omega$ in agreement with our experimental result. We will describe this model below.

According to the conjecture of Müller et al., the ground state DSF of the $S=1/2$ AFHC is determined by the 2-spinon continuum [6]. In the absence of the magnetic field it has a lower $\epsilon_1(q) = \pi J/2 |\sin q|$ and upper bound $\epsilon_2(q) = \pi J \sin q/2$. The contribution to the ground state DSF of the 2-spinon continuum of the $S=1/2$ AFHC can be written as

$$S_2^{zz}(q, \omega) = A_2 \frac{\Theta(\omega - \epsilon_1(q)) \Theta(\epsilon_2(q) - \omega)}{\sqrt{\omega^2 - \epsilon_1^2(q)}}, \quad (3)$$

where A_2 is a constant, and $\Theta(x)$ is the Heaviside step function (See Ref. [29] for the optimized value of A_2).

In the absence of a magnetic field the DSF is isotropic, and at $\omega \rightarrow \omega_0 \ll J$ two points of the reciprocal space, $q=0$ and $q=\pi$ contribute mostly to the relaxation rate (2) [6]. On the other hand, a non zero external magnetic field introduces an anisotropy for the components of the dynamic correlation functions of the $S=1/2$ AFHC, shifting the contributing points away from $q=0, \pi$. However, in our μSR experiments the external magnetic field was much smaller than the exchange constant along the spin chain, and this shift is negligible. In μSR experiments we have $\omega = \omega_0 = \gamma_\mu B_0$. In the ballistic regime, according to Eq. (3) the relaxation rate in the ground state has to

be inverse proportional to the value of the external field

$$\lambda \propto \frac{1}{B_0}. \quad (4)$$

Notice that the value A_2 is field-dependent [30]. At low fields, this can cause a weak logarithmic dependence of the relaxation rate in addition to the inverse proportionality (4). The power law (4), $\lambda \propto B_0^{-n}$ with $n=1$ valid for the ground state DSF is in agreement with the experimentally found power law with $n=0.9(3)$. According to above arguments, this is evidence for ballistic spin transport in SrCuO₂. In the following we will discuss the well known effects of exchange anisotropy, temperature and next nearest neighbor (NNN) exchange interaction on the power law (4).

Uniaxial anisotropy of the exchange interaction can alter the frequency dependence of $S^{zz}(q, \omega)$ and hence the exponent in the power law (4):

$$S^{zz}(q, \omega) = A \frac{\Theta(\omega - \epsilon_1(q))\Theta(\epsilon_2(q) - \omega)}{(\omega^2 - \epsilon_1^2(q))^{\alpha_0}(\epsilon_2^2(q) - \omega^2)^{(1/2) - \alpha_0}}. \quad (5)$$

The exponent α_0 can be calculated from the finite size corrections to the ground state energy and $\alpha_0 \equiv 1 - Z^2 = (\pi - 2\eta)/(2\pi - 2\eta)$, where $Z = \sqrt{\pi/2(\pi - \eta)}$ is the dressed charge of the spin chain model [31] in zero external magnetic field. The parameter η is related to the magnetic anisotropy of the exchange interaction $\cos \eta = J^z/J$ for easy-plane anisotropy, and $\cosh \eta = J^z/J$ for easy-axis anisotropy of the spin-spin interaction along the chain (A is η -dependent). Hence, our experimental results permit a small anisotropy. However, an exact determination of η is limited by the experimental accuracy.

In our experiments temperatures were small compared to the intrachain exchange interactions, $T \ll J, J'$. For low fields we can then estimate the temperature dependence of the relaxation rate λ from the temperature dependence of the DSF by conformal field theory [31]:

$$\lambda \propto \frac{1}{B_0} \left(\frac{2\pi\alpha T}{v} \right)^\gamma \quad (6)$$

where α is the cut-off parameter, $v = \pi J \sin(\eta)/2\eta$ is the spinon velocity $v \approx \pi J/2$ for weak anisotropy, and γ is related to the Luttinger liquid exponent, connected to the dressed charge. For the isotropic $S=1/2$ AFHC we have $\gamma \approx 0$. The temperature dependence of λ_0 in Fig. 2 is constant below approx. 150 K hence it is in agreement with $\gamma \approx 0$.

Formally the double chain in SrCuO₂ can be treated by introducing weak NNN exchange interaction. The main effect of the then frustrated NN and NNN exchange interaction is an additional minimum (maximum) for $q = \pi/2$ in the lower (upper) boundary of the DSF [32]. However, as we pointed out above, the main contributions to the μ SR (and NMR) spin-lattice relaxation rate have to come from $q=0, \pi$, which are not essentially changed by spin

frustration in the chain. In addition, it is possible that the low temperature exponent γ becomes non zero due to spin frustration [33]. This effect should be small because we experimentally find $\gamma \approx 0$ (see above). Furthermore, any effects of the NNN on the DSF would be detected by inelastic neutron scattering (INS). The absence of any such effect on the DSF measured by INS [1] shows that up to energies of the order of the exchange interaction $J \approx 2100$ K the NNN interactions have negligible effects.

It turns out that the results of Monte-Carlo simulations [9] indicate diffusive behavior of the relaxation rate in the $S=1/2$ AFHC. Those results are valid for high and intermediate temperatures [9], i.e. $T \gg J$, or $T \approx J$. In our situation we have $T \approx 75$ K, and $J \approx 2000$ K, i.e. $T \ll J$, and we cannot apply the results of Grossjohann et al. [9] for the explanation of our experiments. Also, similar diffusive behavior was predicted within the field-theoretical approximation [10]. However, the perturbation scheme that Sirker et al. use in Ref. [10] for the calculation of the self-energy (mass operator) cannot be applied in our case, because both perturbation and the main part of the Hamiltonian are determined by the same exchange constant J , i.e. formally there is no small parameter in our situation.

It is beyond the scope of this Letter to clarify the differences between our results and previous works [14–16]. Here we only want to mention the importance of impurities. Hammerath et al. have recently shown [21] that in SrCuO₂ bond disorder leads to the formation of a gap at low temperatures. This is not fully understood but it follows, that in experimental studies that probe the low energy spin excitations, impurities play a crucial role because they can alter the low energy excitation spectrum away from that of the $S=1/2$ AFHC. In most cases this circumstance is not as obvious because no gap is observed. However, it is clear that impurities can change the low energy excitation spectrum of the $S=1/2$ AFHC drastically. The samples that we have studied are of high purity as has been shown by heat transport experiments [11]. They demonstrated that the mean free path of the magnetic heat conduction is of the order of 1 μ m [11]. This is exceptionally high and can only be due to the high quality of our samples [11]. We are therefore lead to believe that the apparent differences between our results and previous results [14–16] are mostly due to the very low amount of impurities in our samples.

In summary, the magnetic field dependence of the spin lattice relaxation rate λ in SrCuO₂ is $\lambda \propto B_0^{-n}$ with $n=0.9(3)$. This is in close agreement with $n=1$ which follows from the dynamic structure factor expected for the ground state of the isotropic antiferromagnetic $S=1/2$ Heisenberg chain (AFHC). We conclude that in this system the low energy spin dynamics is determined by the eigenstates of the Heisenberg spin chain Hamiltonian. Therefore, in SrCuO₂ spin transport is ballistic at low temperatures and fields $0 < H, T \ll J$. Furthermore, the

absence of a temperature dependence for $T \lesssim 150$ K of the spin lattice relaxation rate $\lambda(0) = \lambda_0$ in zero field indicates that frustration due to NNN interaction do not influence the low energy spin dynamics. In addition it shows that spin and heat transport [11] are decoupled in this system. This does not contradict the often cited *magnetic* contribution to the heat conductivity of low dimensional magnets. It follows, that the mechanism causing the temperature dependence of the the magnetic *heat* transport is not relevant for the *spin* transport in SrCuO₂.

This work was supported by the DFG through Grants No. HE3439/7 and HE3439/8, by the Mercator Program, and by the European Commission through the NOVIMAG Project No. FP6-032980, the FP6 Contract No. RII3-CT-200 3-505925, and FP7 LOTHERM project (PITN-GA-2009-238475). A.A.Z. thanks the Institute for Chemistry of the V. Karasin Kharkov National University for support. H.M. thanks F. Hammerath for making her NMR data available for comparison with our μ SR data.

* h.maeter@physik.tu-dresden.de

- [1] I. A. Zaloznyak *et al.*, Phys. Rev. Lett. **93**, 087202 (2004).
- [2] M. Imada, A. Fujimori, and Y. Tokura, Rev. Mod. Phys. **70**, 1039 (1998); S. Maekawa and T. Tohyama, Rep. Prog. Phys. **64**, 383 (2001); S. Sachdev and B. Keimer, Phys. Today **64**, 29 (2011); P. A. Lee, N. Nagaosa, and X.-G. Wen, Rev. Mod. Phys. **78**, 17 (2006).
- [3] N. Motoyama, H. Eisaki, and S. Uchida, Phys. Rev. Lett. **76**, 3212 (1996).
- [4] M. Matsuda *et al.*, Phys. Rev. B **55**, R11953 (1997).
- [5] J.-S. Caux and J. M. Maillet, Phys. Rev. Lett. **95**, 077201 (2005).
- [6] G. Müller *et al.*, Phys. Rev. Lett. **43**, 75 (1979); J. Phys. C: Solid State Phys. **14**, 3399 (1981); Phys. Rev. B **24**, 1429 (1981).
- [7] M. Žnidarič, Phys. Rev. Lett. **106**, 220601 (2011).
- [8] T. Prosen, Phys. Rev. Lett. **106**, 217206 (2011); Phys. Rev. Lett. **107**, 137201 (2011).
- [9] S. Grossjohann and W. Brenig, Phys. Rev. B **79**, 094409 (2009); Phys. Rev. B **81**, 012404 (2010).
- [10] J. Sirker, R. G. Pereira, and I. Afleck, Phys. Rev. Lett. **103**, 216602 (2009); Phys. Rev. B **83**, 035115 (2011).
- [11] N. Hlubek *et al.*, Phys. Rev. B **81**, 020405 (2010).
- [12] C. Hess, Eur. Phys. J. Spec. Top. **151**, 73 (2007); A. V. Sologubenko *et al.*, Phys. Rev. B **64**, 054412 (2001).
- [13] X. Zotos and P. Prelovšek, Phys. Rev. B **53**, 983 (1996).
- [14] F. L. Pratt *et al.*, Phys. Rev. Lett. **96**, 247203 (2006).
- [15] K. R. Thurber *et al.*, Phys. Rev. Lett. **87**, 247202 (2001).
- [16] M. Takigawa *et al.*, Phys. Rev. Lett. **76**, 4612 (1996).
- [17] T. Rice, S. Gopalan, and M. Sigrist, Europhys. Lett. **23**, 445 (1993).
- [18] I. A. Zaloznyak *et al.*, Phys. Rev. Lett. **83**, 5370 (1999).
- [19] B. Hitti *et al.*, Hyperfine Interact. **63**, 287 (1991); S. B. Sulaiman *et al.*, Phys. Rev. B **49**, 9879 (1994); H. Suter, E. Stoll, and P. Meier, Physica B **326**, 329 (2003).
- [20] R. S. Hayano *et al.*, Phys. Rev. B **20**, 850 (1979).
- [21] F. Hammerath *et al.*, Phys. Rev. Lett. **107**, 017203 (2011).
- [22] H. Benner and J. P. Boucher, *Magnetic properties of layered transition metal compounds*, edited by L. J. de Jongh, Physics and chemistry of materials with low-dimensional structures (Kluwer Academic, 1990) pp. 323–376.
- [23] K. Mizoguchi, Japan. J. Appl. Phys. **34**, 1 (1995).
- [24] T. Moriya, Prog. Theor. Phys. **16**, 23 (1956).
- [25] We use the units in which $\hbar = k_B = 1$.
- [26] S. Sachdev, Phys. Rev. B **50**, 13006 (1994).
- [27] Sachdev [26] predicts a lifetime of propagating spinons of the order of $\hbar/k_B T$, which should be very large at low temperatures.
- [28] B. Lake *et al.*, Nat. Mater. **4**, 329 (2005).
- [29] A. H. Bougourzi, M. Couture, and M. Kacir, Phys. Rev. B **54**, R12669 (1996); M. Karbach *et al.*, Phys. Rev. B **55**, 12510 (1997).
- [30] S. Lukyanov and A. Zamolodchikov, Nucl. Phys. B **493**, 571 (1997); S. Lukyanov, Phys. Rev. B **59**, 11163 (1999); V. Barzykin, Phys. Rev. B **63**, 140412 (2001); T. Hikihara and A. Furusaki, Phys. Rev. B **69**, 064427 (2004); M. Bocquet *et al.*, Phys. Rev. B **64**, 094425 (2001).
- [31] A. Zvyagin, *Quantum theory of one-dimensional spin systems*, Kharkov series in physics and mathematics (Cambridge Scientific Publ, 2010).
- [32] A. A. Zvyagin, Phys. Rev. B **73**, 104414 (2006).
- [33] A. A. Zvyagin and A. Klümper, Phys. Rev. B **68**, 144426 (2003).