

# Image encryption schemes for JPEG and GIF formats based on 3D baker with compound chaotic sequence generator

Shiyu Ji, Xiaojun Tong, Miao Zhang

School of computer science and Technology, Harbin Institute of Technology, Weihai, 264209;China

E-mail: jishiyu1989@google.com, tong\_xiaojun@163.com, zhangmiao209@126.com

## Abstract

This paper proposed several methods to transplant the compound chaotic image encryption scheme with permutation based on 3D baker into image formats as Joint Photographic Experts Group (JPEG) and Graphics Interchange Format (GIF). The new method averts the lossy Discrete Cosine Transform and quantization and can encrypt and decrypt JPEG images lossless. Our proposed method for GIF keeps the property of animation successfully. The security test results indicate the proposed methods have high security. Since JPEG and GIF image formats are popular contemporarily, this paper shows that the prospect of chaotic image encryption is promising.

**Key words:** Image encryption; compound chaos; JPEG; GIF; sequence generator; 3D baker

## 1. Introduction

For the past several decades, we have witnessed the rapid development of chaos theory and practices, as well as the astounding growth in the demand of transmitting images via the Internet. To reduce the flow rate of image file transmission, a lot of research on image compression has been carried out <sup>[1-3]</sup>. Joint Photographic Experts Group (JPEG) is a successful image format standard. In JPEG, mathematical tools like discrete cosine transformation (DCT) and quantization are introduced when processing the original image data <sup>[4]</sup>. JPEG has a great performance on reducing the image file size. However, since DCT and quantization are both lossy transformations, it is difficult to encrypt and decrypt JPEG image files lossless applying the general cryptographic scheme within the scope of bitmap images. There are several alternatives on JPEG image encryption <sup>[5-6]</sup>, but none of them will produce cipher images, the pixel data of which owns a satisfied randomness.

Fortunately, it is not unpractical to apply the chaotic image encryption to JPEG, as both of the lossy transformations mentioned above can be averted in our proposed scheme. Therefore, we obtain a lossless cryptographic scheme that is practical to JPEG images.

Graphics Interchange Format (GIF) is another distinguished image format, since it has high compression ratio and animate frames <sup>[7]</sup>. Though GIF has the same RGB color space as normal bitmaps, the palette is a new case and it needs encryption as well. There are limited papers about

encryption for these features now, and this paper will offer some new solutions.

Compound chaotic sequence generator based on 3D baker is an excellent stream cipher scheme for bitmaps, since it has a big enough key space, and a long sequence period due to the introduction of perturbations onto the neighborhood of the fixed points, and high security because of the combination of diffusion and permutation<sup>[8-9]</sup>. Please note that our proposed scheme is an extension of it, expanding the scope of images to be dealt with.

The rest of this paper is organized as follows. In Section 2, there is a brief introduction to JPEG and GIF image file formats, and a discussion about compound chaotic sequence generator and permutation based on 3D baker map. The proposed methods applying the chaotic image encryption schemes to JPEG and GIF reside in Section 3 and finally the security test results and analysis of our new schemes are in Section 4, with NIST SP-800 22 test included<sup>[10]</sup>.

## 2. Research on JPEG and GIF file formats

### 2.1 Joint Photographic Experts Group (JPEG) file format

According to the international specification, a JPEG file can be encoded in various ways. However, most implementations adopt JFIF encoding<sup>[4]</sup>. Therefore, we have a discussion about JFIF encoding as follows.

The image data is stored into three components:

- (1). Y: luminance component, standing for brightness;
- (2). Cb: blue-difference chromatic component;
- (3). Cr: red-difference chromatic component.

Each component is split into several  $8 \times 8$  pixels, where the data undergoes a discrete cosine transform and quantization<sup>[5]</sup>.

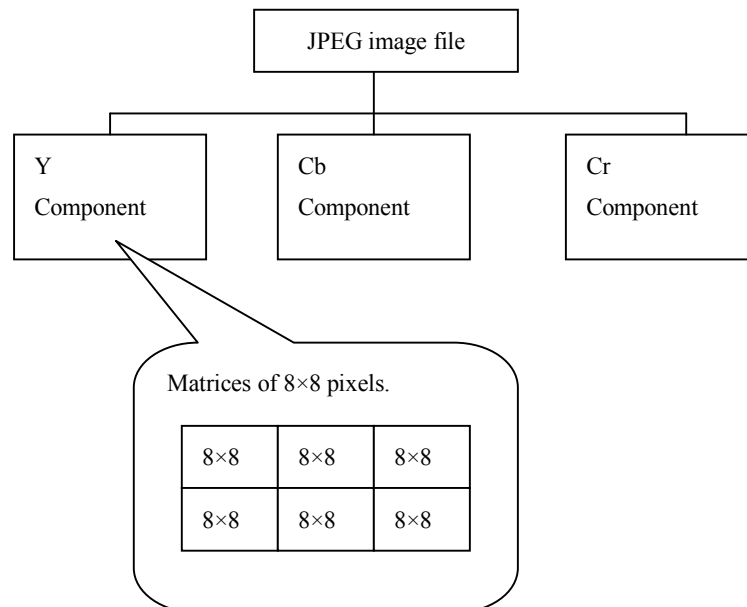


Fig. 1 JPEG image file structure

In order to get access to all the matrices in one component, we need introduce two significant

terms: sampling factor and minimum coded unit (MCU).

#### (1) Sampling factor

Because of the distribution of color-sensitive and brightness-sensitive receptors in the human eyes, people can see much more accurately in the brightness of a scene (the luminance component) than in the hue and color saturation (the chromatic components) of it. Therefore, we can design image encoders that compress images more efficiently based on this fact.

The transformation into the YCbCr color model enables the next step, which is to reduce the spatial resolution of the Cb and Cr components. This step is called downsampling or chroma sub sampling. The most used ratios for downsampling in JPEG images are 4:4:4 (no downsampling), 4:2:2 (reduction by a factor of 2 in the horizontal direction), or most commonly, 4:2:0 (reduction by a factor of 2 in both the horizontal and vertical directions).

Here we give the definition of sampling factor:

*Definition 1:* For each component, sampling factors  $H_i$  and  $V_i$  are defined relating component dimensions  $x_i$  and  $y_i$  to maximum dimensions  $X$  and  $Y$ , according to the following expressions:

$$x_i = \left\lceil X \times \frac{H_i}{H_{\max}} \right\rceil, y_i = \left\lceil Y \times \frac{V_i}{V_{\max}} \right\rceil \quad (1)$$

where  $H_{\max}$  and  $V_{\max}$  are the maximum sampling factors for all components in the frame, and  $\lceil \cdot \rceil$  is the ceiling function<sup>[4]</sup>.

Based on the specification, the sampling factors also specify the number of horizontal or vertical data units in each corresponding component. The JPEG standard declares it in Frame Header syntax.

#### (2) Minimum coded unit (MCU)

MCU is the sequence of the data units defining by the sample factors of the component in the scan. For interleaved order, which is the most common situation among various implementations, each component is partitioned into small rectangular arrays of  $H_k$  horizontal data units by  $V_k$  vertical data units. Here  $H_k$  and  $V_k$  denote the horizontal and vertical sampling factors.

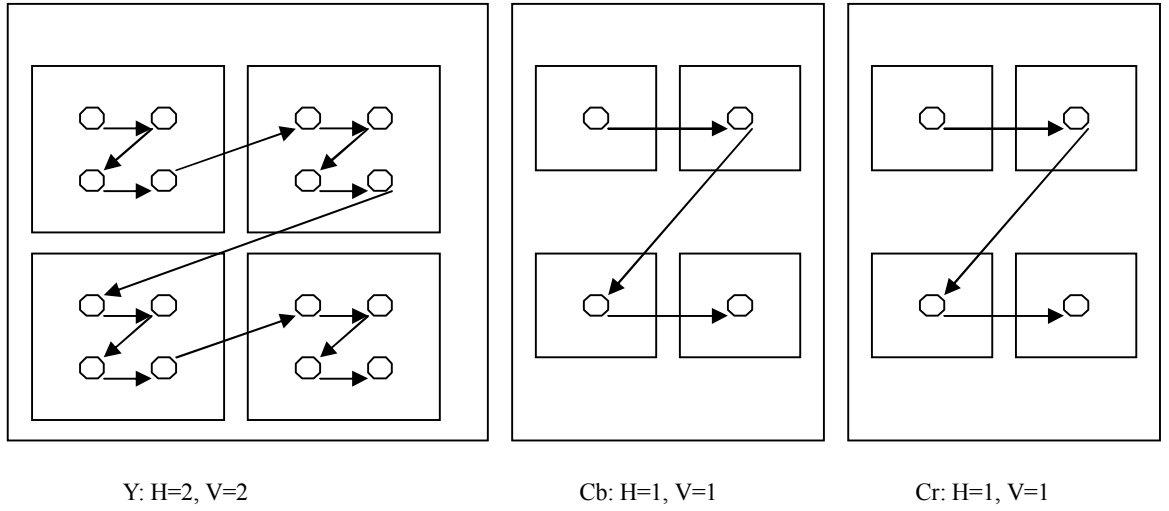


Fig. 2 Interleaved data order example

Fig. 2 indicates the most common situation (4:2:0) of interleaved data. Then the MCU can be written as follows.

$$\begin{aligned}
 MCU_1 &= d_{00}^Y d_{01}^Y d_{10}^Y d_{11}^Y d_{00}^{Cb} d_{00}^{Cr} \\
 MCU_2 &= d_{02}^Y d_{03}^Y d_{12}^Y d_{13}^Y d_{01}^{Cb} d_{01}^{Cr} \\
 MCU_3 &= d_{20}^Y d_{21}^Y d_{30}^Y d_{31}^Y d_{10}^{Cb} d_{10}^{Cr} \\
 MCU_4 &= d_{22}^Y d_{23}^Y d_{32}^Y d_{33}^Y d_{11}^{Cb} d_{11}^{Cr}
 \end{aligned} \tag{2}$$

In formula (2),  $d_{ij}^Y$  stands for the matrix of  $8 \times 8$  pixels in  $i$ -th row and  $j$ -th column of  $Y$  component.

Therefore, we have the formula to work out the height and width of the particular component in a JPEG image.

$$\begin{aligned}
 Width &= H \times X \times 8 \\
 Height &= V \times Y \times 8
 \end{aligned} \tag{3}$$

Here  $H$  and  $V$  are horizontal and vertical sampling factors.  $Y$  stands for number of lines, and  $X$  stands for number of MCUs per line. Both of them are specified in the frame header.

The three tables work as the basis of our encryption scheme.

## 2.2 Graphics Interchange Format (GIF) file format

A GIF image file has a global palette and several frames and local palettes, if exist. In each frame, the image data is stored in the form of indices to the global (or local) palette and the data is compressed by Lempel-Ziv-Welch (LZW) algorithm<sup>[7][11]</sup>.

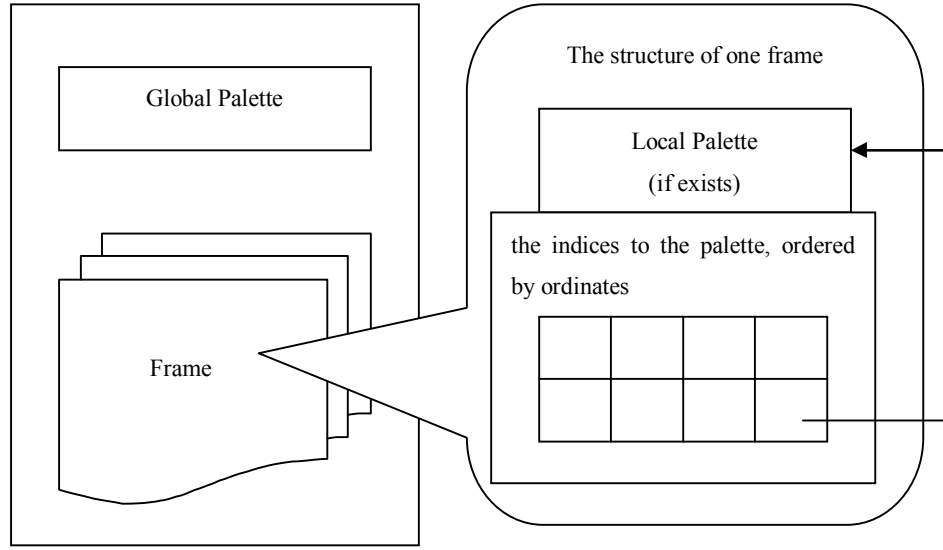


Fig. 3 the architecture of GIF file

The indices of each frame is assigned by horizontal and vertical ordinates, just as the same as normal bitmaps. However, to reduce the file size totally, each frame only describes part of the logical screen, which means the indices do not start from the origin (0,0) every time. The left and top ordinates of each frame, as well as width and height, are specified in the Image Descriptor.

### 2.3 Compound chaotic sequence generator

Chaotic sequence is generated by a sequence generator, which calculates a chaotic function by iterations. The compound function used to generate the sequence is shown below.

$$\begin{cases} f_0(x_{n-1}) = 4x_{n-1}^3 - 3x_{n-1} \\ f_1(y_{n-1}) = 8y_{n-1}^4 - 8y_{n-1}^2 + 1 \\ z_{k_0+k_1+1} = \begin{cases} x_{k_0+1} = f_0(x_{k_0}), x_{k_0} + y_{k_1} < 0 \\ y_{k_1+1} = f_1(y_{k_1}), x_{k_0} + y_{k_1} \geq 0 \end{cases} \end{cases} \quad (4)$$

where  $x, y \in I = [-1, 1]$

It is proved that formula (4) is chaotic and we can use it to generate chaotic sequence as follows.

$$S_1(k) = \begin{cases} \left\lfloor \left(1 - \frac{\arccos(z_k)}{\pi}\right) \cdot N \right\rfloor, z_k \in [-1, 1) \\ N-1, z_k = 1 \end{cases} \quad (5)$$

where  $N$  stands for the number of sub domains, which form bit sequence with certain length.

Small perturbations should be applied within the neighborhood of the fixed point, as computer has limited precision of floating computations.

### 2.4 Permutation based on 3D baker

In order to apply 3D baker, the image data should be converted into a unit cube.

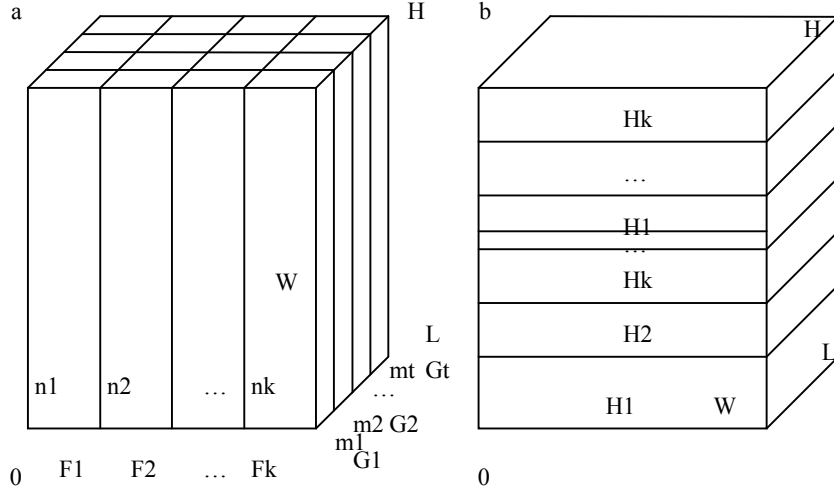


Fig. 4 (a) 3D baker map dividing and (b) 3D baker

As what Fig. 4 shows, the unit cube is furthermore divided into many tinier blocks. The total number of the blocks is  $k \times t$  in Fig. 4.

To define the width, length and height of the cube, we apply the formula (6) as follows.

$$\begin{cases} W = \frac{M}{4}, L = \frac{N}{8}, H = 32, N \bmod 8 = 0 \\ W = \frac{M}{4}, L = \frac{N}{4}, H = 16, N \bmod 8 \neq 0, N \bmod 4 = 0 \\ W = \frac{M}{4}, L = \frac{N}{2}, H = 8, N \bmod 4 \neq 0, N \bmod 2 = 0 \\ W = \frac{M}{4}, L = N, H = 4, N \bmod 2 \neq 0 \end{cases} \quad (6)$$

where  $M$  denotes the vertical dimensions of the array to be processed, and  $N$  represents the horizontal dimensions of the array.

After that, the number of blocks should be determined. The number  $k$  and  $t$  should be initialized and they have to satisfy the conditions:

$$k < W, t < L \quad (7)$$

As Fig. 5, we apply the compound chaotic sequence to determine the width and length of each block in Fig. 4. We obtain the value the width or length using formula (8).

$$\begin{aligned} W_i &= \left\lfloor \frac{(w_i + 1)}{2} \cdot W \right\rfloor \\ L_i &= \left\lfloor \frac{(l_i + 1)}{2} \cdot L \right\rfloor \end{aligned} \quad (8)$$

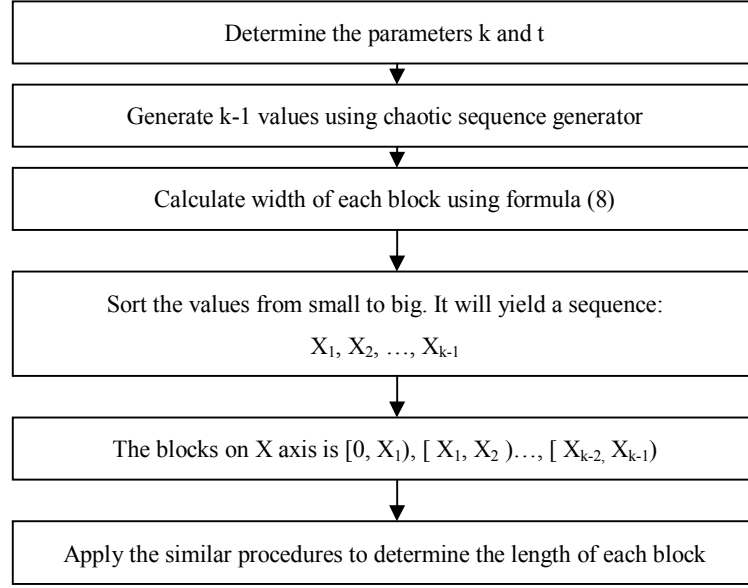


Fig. 5 The procedures of x-axis and y-axis dividing

The 3D baker map is as formula (9).

$$\begin{aligned}
 B_3(x, y, z) &= (\text{mod}(\text{mod}(num, WL), W), \left\lfloor \frac{\text{mod}(num, WL)}{W} \right\rfloor, \left\lfloor \frac{num}{WL} \right\rfloor) \\
 num &= (WG_j + m_j F_i)H + zm_j n_i + (y - G_j)n_i + x - F_i \\
 F_i &= \sum_{k=1}^{i-1} n_k, F_1 = 0, G_j = \sum_{k=1}^{j-1} m_k, G_1 = 0
 \end{aligned} \tag{9}$$

### 3. Compound chaotic image encryption based on 3D baker for JPEG and GIF files

#### 3.1 JPEG chaotic encryption scheme

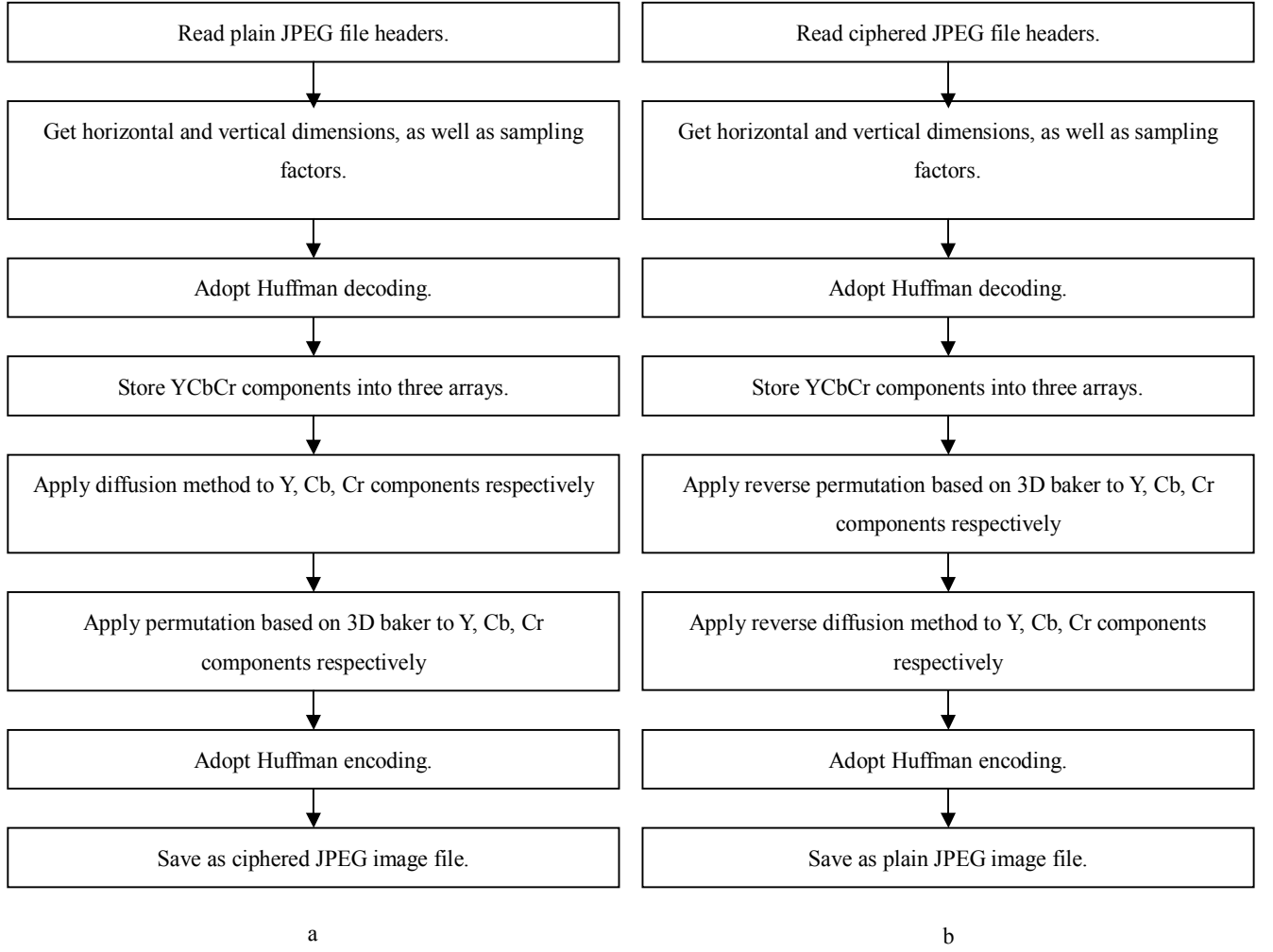


Fig. 6 (a) procedures of JPEG encryption and (b) procedures of JPEG decryption

Fig. 6 shows the main procedures of encryption and decryption in our proposed scheme. As you can see, our method avoids the discrete cosine transform (DCT) and quantization and implement a lossless encryption and decryption scheme on JPEG images. The methods of diffusion and the permutation need further explanations, which are given as follows.

(1) *Diffusion*

According to section 2.1, in MCU, each matrix consists of 64 values, which are signed words. Most of the values range from -128 to 127. Therefore, we have to leave the most significant bit of each value and choose a Huffman table which support long DC values (more than 8 bits) to make sure the subsequent encoding will not receive any exceptions. For diffusion of encryption, we apply the normal compound chaotic sequence, which has been introduced in section 2.3, to this new situation as Formula (10).

$$\begin{aligned}
 C_0 &= I_0^{(7...15)} \oplus (((S_1(0) + I_0^{(0...6)}) \bmod 128) \oplus S_1(n)) \\
 C_i &= I_i^{(7...15)} \oplus (((S_1(i) + I_i^{(0...6)}) \bmod 128) \oplus C_{i-1}^{(0...6)})
 \end{aligned} \tag{10}$$

We give a brief explanation to the symbols mentioned in Formula (10).  $C_i$  means the i-th word of ciphered text.  $S_1(i)$  stands for the i-th byte of the chaotic sequence generated by Formula (4) and



(5).  $I_i$  represents the  $i$ -th word of plaintext.  $n$  represents the total length of the plaintext, and the  $S_1(n)$  is the particular byte generated for the first element. The  $I_i^{(j...k)}$  means the  $i$ -th signed word in plaintext, with its  $j$ -th to  $k$ -th bits preserved, and other bits set to 0. The order of the words is from left to right, row by row, in a single matrix, and the order is the same as what Fig. 2 illustrates among different matrices.

The diffusion of the decryption is as Formula (11).

$$\begin{aligned} I_i &= C_i^{(7...15)} + (C_{i-1}^{(0...6)} \oplus C_i^{(0...6)} + 128 - S_1(i)) \bmod 128 \\ I_0 &= C_0^{(7...15)} + (S_1(n) \oplus C_0^{(0...6)} + 128 - S_1(0)) \bmod 128 \end{aligned} \quad (11)$$

It is recommended to take this diffusion method bilaterally, which means the image is encrypted both forwards and backwards. Such diffusion will obstruct the chosen plaintext attack.

## (2) Permutation

According to Formula (6), the width, length and height are determined in different conditions of the measurement of the image. In Formula (6), the  $M$  and  $N$  are obtained as follows.

$$M = V \times Y, N = H \times X \quad (12)$$

Here  $H$  and  $V$  are horizontal and vertical sampling factors.  $Y$  stands for number of lines, and  $X$  stands for number of MCUs per line. The smallest unit of permutation is 8x8 matrix of pixels.

We apply the 3D baker map to component Y, Cb and Cr respectively.

## 3.2 GIF chaotic encryption scheme

Fig. 7 represents the main procedures of GIF image encryption in our proposed scheme. The permutation procedure is the same as that of the normal bitmaps. Therefore, we only have to illustrate the diffusion procedure here.

The diffusion of encryption for image data is the same as the scheme for normal bitmaps (Formula (13)).

$$\begin{aligned} C_0 &= ((S_1(0) + I_0) \bmod N) \oplus S_1(n) \\ C_i &= ((S_1(i) + I_i) \bmod N) \oplus C_{i-1} \end{aligned} \quad (13)$$

The definitions of the symbols that occur in Formula (13) remain the same as those in Formula (10).

The diffusion of decryption is shown as follows.

$$\begin{aligned} I_i &= (C_{i-1} \oplus C_i + N - S_1(i)) \bmod N \\ I_0 &= (S_1(n) \oplus C_0 + N - S_1(0)) \bmod N \end{aligned} \quad (14)$$

We apply the same diffusion solution to both global palette and local palette. It will bring more randomness to the ciphered image.

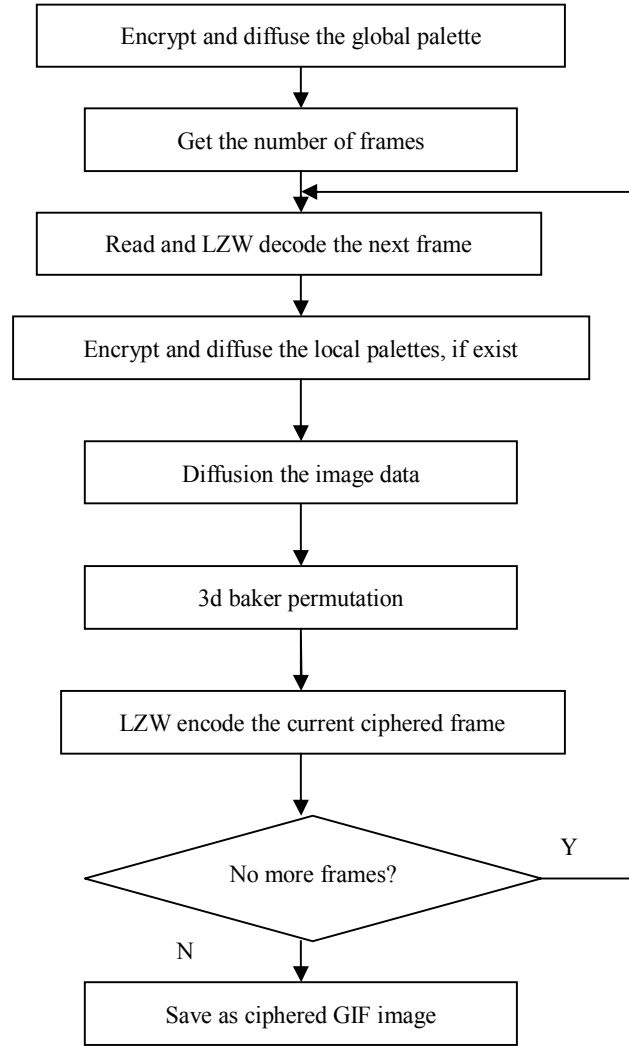


Fig. 7 Encryption of GIF images

The experiment results show that our scheme can keep the property of animation, which is a novel feature of GIF images. The frames are dealt with individually, and therefore, they will not affect each other. The animation of the ciphered image shows a good property of randomness.

## 4. Security analysis

For the two new cryptographic schemes, we conducted two groups of security tests.

The main parameters and conditions are given as follows:

- (1) For JPEG encryption, we adopt flower. jpg as original image ( Fig. 8(a) ). The horizontal and vertical sums  $k$  and  $t$  are 32 and 20 respectively during the 3D baker map. The diffusion is bilateral, both forwards and backwards.
- (2) For GIF encryption, we adopt chain. gif as original image ( Fig. 9(a) ). The horizontal and vertical sums  $k$  and  $t$  are 5 and 6 respectively during the 3D baker map. The diffusion is bilateral, both forwards and backwards.

There are two traditional image encryption solutions available for comparison: 3DES and

AES128. The plaint image data is encrypted by 3DES and AES128 in blocks under electronic codebook scheme.

#### 4.1 Space of the key

If the precision of both initial values is  $10^{-14}$ , the size of the key space is  $4 \times 10^{28}$ . Combined with the size of the space of confusion, which is  $W \times L \times n$ , where  $n$  stands for the times of iteration, the total size of the key space of our cryptographic system is  $W \times L \times n \times 4 \times 10^{28}$ , eliminating five fixed points and some singularities. This key space is big enough to resist brute force attack.

#### 4.2 Correlation of two adjacent pixels

The calculation of correlation is as follows.

$$C_r = \frac{N \sum_{j=1}^N (x_j y_j) - (\sum_{j=1}^N x_j)(\sum_{j=1}^N y_j)}{(N \sum_{j=1}^N x_j^2 - (\sum_{j=1}^N x_j)^2)(N \sum_{j=1}^N y_j^2 - (\sum_{j=1}^N y_j)^2)} \quad (15)$$

The test results are shown in Table 1. The initial values are -0.1790288311 and -0.1628589871.

Table 1 Correlation coefficient of adjacent pixels in two images

JPEG Images		Orientation		
		Horizontal	Vertical	Diagonal
Original Image	Y	0.4499642610	0.3973681636	0.8772539012
	Cb	0.6136495805	0.5500217651	0.6312938787
	Cr	0.6737330303	0.6218992932	0.6852202553
Encrypted Image	Y	0.0387610216	0.0989613447	0.0973557834
	Cb	0.0465625961	0.0942653695	0.0157075666
	Cr	0.0534913613	0.0565025022	-0.0207536557
GIF Images		Orientation		
		Horizontal	Vertical	Diagonal
Original Image	Red	0.9103363915	0.9236943997	0.9370063144
	Green	0.9271147209	0.9343745458	0.9432646400
	Blue	0.8133623154	0.8304941063	0.8354562874
Encrypted Image	Red	0.0021957958	0.0027551506	0.0114763303
	Green	0.0042820322	0.0035947146	0.0135946511
	Blue	0.0024500781	0.0048780316	0.0110798046

The results confirm that our solution reduces the correlation between adjacent pixels of the image distinctly.

#### 4.3 Sensitivity analysis

##### (1) Sensitivity analysis of the initial values

The test result is displayed as Fig. 8 and Fig. 9. The correct initial values are -0.1790288311 and -0.1628589871. The wrong initial values for decryption are -0.17902883110001 and -0.1628589871, with a small fluctuation to the first parameter.




Fig. 8 JPEG images (a) original image, (b) encrypted image, (c) decrypted image and (d) decrypted image with wrong initial values




Fig. 9 GIF images (a) original image, (b) encrypted image, (c) decrypted image and (d) decrypted image with wrong initial values

Obviously, a minor distance ( $10^{-14}$ ) between the initial values will lead to the failure of the decryption.

## (2) Sensitivity analysis of the plaintext

The test result is displayed as Table 2. The initial values are -0.1790288311 and -0.1628589871.

The keys for 3DES and AES128 are both “123321”, a string with length of 6.

Table 2 Sensitivity to plaintext

JPEG			New scheme	3DES	AES128
Sensitivity test (1 bit difference in plaintext)	NPCR	Y	0.9921895441	2.04e-5	3.88e-5
		Cb	0.9922324699	7.36e-5	1.47e-4
		Cr	0.9918972397	7.36e-5	1.47e-4
	UACI	Y	0.3361135490	7.76e-5	1.40e-5
		Cb	0.3360163342	2.82e-5	4.68e-5
		Cr	0.3337855433	2.82e-5	4.68e-5
GIF			New scheme	3DES	AES128
Sensitivity test (1 bit difference in plaintext)	NPCR	Red	0.9911632357	1.06e-5	1.99e-5
		Green	0.9927903982	1.06e-5	1.99e-5
		Blue	0.9921649741	1.06e-5	1.99e-5
	UACI	Red	0.3341026215	2.84e-6	6.73e-6
		Green	0.3345633391	3.25e-6	7.19e-6
		Blue	0.3421481330	3.33e-6	4.93e-6

From the test results, we can conclude that our new scheme has a satisfied performance on sensitivity to plaintext. It is much better than that of the classical symmetrical cryptographic methods.

### (3) Avalanche effect

The test result is displayed as Table 3. The initial values are -0.1790288311 and -0.1628589871.

Table 3 Avalanche Effect

Avalanche criterion	New scheme (%)	AES128 (%)	3DES (%)
JPEG	49.96	7.01e-05	3.39e-05
GIF	49.81	1.04e-05	5.41e-06

As you can see, our proposed scheme even obtains a better performance on avalanche effect than the traditional solutions.

### 4.4 Information entropy analysis

Approximate entropy of a random sequence is as follows.

$$H(S) = \sum_s P(S_i) \log_2 \frac{1}{P(S_i)} \text{ bits} \quad (16)$$

In Formula (16),  $P(S_i)$  denotes the probability of symbol  $S_i$ . For calculating the approximate entropy, the probability can be replaced by the ratio of occurrences of the specified symbol to the total length of the random sequence.

The test result is displayed as Table 4. The initial values are -0.1790288311 and -0.1628589871.

Table 4 Entropy test

JPEG	Entropy	
Cipher entropy (theoretical value is 7)	Y	6.9998167604
	Cb	6.9990590012
	Cr	6.9993319890
GIF	Entropy	
Cipher entropy (theoretical value for total is 8)	Red	7.0453960363
	Green	7.2529295091
	Blue	7.1479725253
	Total	7.9997870729

As most of the values of plaintext ranges from -128 to 127, the ideal value of the ciphered entropy of JPEG file should be 7, since we have to only modify the least significant 7 bits as it is not necessary to encrypt the higher bits. Therefore, the test results above are acceptable.

Note that the total number of colors that are allowed to be used in an individual GIF image is limited. Therefore, the approximate entropies of red, green and blue components are not near 8, which is the ideal entropy value for full color (32 bits) ciphered bitmaps.

#### 4.5 NIST SP 800-22 test results of cipher

The test results are shown in Table 5 and Table 6. The initial values are -0.1790288311 and -0.1628589871 for JPEG, and they are 0.1 and 0.2 for GIF.

Table 5 NIST SP 800-22 test results of JPEG ciphered image

Statistical test	P-value	Result
Frequency	0.6925971712	Success
Block Frequency (m=128)	0.2730042852	Success
Runs	0.5326579147	Success
Long runs of ones (M=10000, N=75)	0.4467952762	Success
Rank	0.9045338866	Success
Spectral DFT	0.2853057611	Success
Non-overlapping templates (m=9, B=101001100)	0.5952406178	Success
Overlapping templates (m=9, M=1032, N=968)	0.0182820069	Success
Universal (L=7, Q=1280, K=141577)	0.8190968429	Success
Lempel Ziv complexity	0.7509607391	Success
Linear complexity (M=1000)	0.2336958734	Success
Serial		
p-value1	0.9233773251	Success
p-value2	0.8336811505	Success

Approximate entropy (m=10)	0.1292246561	Success
Cumulative sums		
Forward	0.7504396563	Success
Reverse	0.1935254961	Success
Random excursions (state x)		
x=-4	0.0593995871	Success
x=-3	0.7032899184	Success
x=-2	0.4077410179	Success
x=-1	0.0231394303	Success
x=1	0.3480722776	Success
x=2	0.3376947711	Success
x=3	0.8643339969	Success
x=4	0.7291568619	Success
Random excursions variant (state x)		
x=-9	0.4646998509	Success
x=-8	0.0971460791	Success
x=-7	0.1565194142	Success
x=-6	0.2040135903	Success
x=-5	0.2345890619	Success
x=-4	0.1808529572	Success
x=-3	0.1456615720	Success
x=-2	0.1534593283	Success
x=-1	0.1615329445	Success
x=1	0.6078998587	Success
x=2	0.7111746529	Success
x=3	0.5168516766	Success
x=4	0.6838320773	Success
x=5	0.8911733760	Success
x=6	0.9445009924	Success
x=7	0.7569376482	Success
x=8	0.8658708484	Success
x=9	0.8739373537	Success

Table 6 NIST SP 800-22 test results of GIF ciphered image

Statistical test	P-value	Result
Frequency	0.4269499765	Success
Block Frequency (m=128)	0.9374763966	Success
Runs	0.0830653238	Success
Long runs of ones (M=10000, N=75)	0.8612727713	Success
Rank	0.7295034038	Success
Spectral DFT	0.0770114610	Success
Non-overlapping templates	0.8800811759	Success

(m=9, B=101001100)		
Overlapping templates (m=9, M=1032, N=968)	0.0124741817	Success
Universal (L=7, Q=1280, K=141577)	0.0750912920	Success
Lempel Ziv complexity	0.0124236313	Success
Linear complexity (M=1000)	0.2413868379	Success
Serial		
p-value1	0.3613836187	Success
p-value2	0.7000373804	Success
Approximate entropy (m=10)	0.2479288348	Success
Cumulative sums		
Forward	0.7693609544	Success
Reverse	0.1560653149	Success
Random excursions (state x)		
x=-4	0.1235959934	Success
x=-3	0.1365390701	Success
x=-2	0.2479408135	Success
x=-1	0.1250459204	Success
x=1	0.0635319405	Success
x=2	0.9240437593	Success
x=3	0.9915710212	Success
x=4	0.8075050539	Success
Random excursions variant (state x)		
x=-9	0.0269201835	Success
x=-8	0.1655410584	Success
x=-7	0.1759873588	Success
x=-6	0.2215934597	Success
x=-5	0.4233650689	Success
x=-4	0.4654701339	Success
x=-3	0.4691678089	Success
x=-2	0.3794348376	Success
x=-1	0.2893521693	Success
x=1	0.3347960200	Success
x=2	0.9825776662	Success
x=3	0.7736851609	Success
x=4	0.6576400218	Success
x=5	0.5964387877	Success
x=6	0.6198358674	Success
x=7	0.7649592671	Success
x=8	0.7361724793	Success
x=9	0.6864805904	Success



All required entries have been passed. The ciphered image has a good randomness.

#### 4.6 Encryption speed test

The test results are displayed in Table 7. It is inspiring that our proposed scheme is totally faster than traditional symmetrical cryptographic solutions. This is because the iteration of chaotic cryptography is easier to compute than traditional approaches, such as 3DES and AES128.

Table 7 Encryption speed test results

Image size	Time (s)		
	New scheme	3DES	AES128
House. jpg 256*256	1.263	2.652	7.911
House. jpg 512*512	5.086	10.595	31.933
House. jpg 1024*1024	20.384	41.772	127.437
House. gif 256*256	0.873	1.841	6.131
House. gif 512*512	3.354	7.425	23.946
House. gif 1024*1024	13.245	29.203	96.112

Our scheme has an obvious advantage on computational speed towards other classical solutions, like 3DES and AES128.

## 5. Conclusion

New JPEG and GIF oriented compound chaotic image encryption schemes, which are combined with 3D baker as permutation, have been proposed. Its computational speed is faster than the traditional solutions of chaotic image encryption. The results of security tests affirm that our proposed approach is sensitive to both the key and the plaintext, and the ciphered images own good randomness. The security of our new scheme is thus verified.

## 6. Acknowledgement

This work was supported by the National Natural Science Foundation of China (Grant No. 60973162), the Natural Science Foundation of Shandong Province (Grant No. ZR2009GM037), the Science and technology of Shandong Province of China (Grant No. 2010GGX10132), the Science and technology of Shandong Province of China (Grant No. No.2012GGX10110 ), the Scientific Research Foundation of Harbin Institute of Technology at Weihai (Grant No. HIT (WH) ZB200909), and the Key Natural Science Foundation of Shandong Province of China (Grant No. Z2006G01).

## References

- [1] K.L. Chung, Y.W. Liu, W.M. Yan. A hybrid gray image representation using spatial and DCT based approach with application to moment computation [J], Journal of Visual Communication and Image Representation 17 (6) (2006) 1209 – 1226.
- [2] K.M. Curtis, G. Neil, V. Fotopoulos. A hybrid fractal DCT image compression method [C]. The

- 14th International Conference on Digital Signal Processing 2 (2002) 1337 – 1340.
- [3] A. Kingston, F. Atrousseau. Lossless image compression via predictive coding of discrete Radon projections [J]. Signal Processing: Image Communication 23 (4) (2008) 313 – 324.
- [4] International Telecommunication Union. CCITT T.81 [S]. Sept., 1992.
- [5] Ching-Hung Yuen, Kwok-Wo Wong. A chaos-based joint image compression and encryption scheme using DCT and SHA-1 [J]. Applied Soft Computing 11 (2011) 5092-5098
- [6] Xiam Niu, Chongqing Zhou, Jianghua Ding, Bian Yang. JPEG Encryption with File Size Preservation [C]. International Conference on Intelligent Information Hiding and Multimedia Signal Processing, 2008. iih-msp, pp.308-311
- [7] CompuServe Incorporated. Graphics Interchange Format (sm), Version 89a [S]. 1990.
- [8] Xiaojun Tong, Minggen Cui. Image encryption scheme based on 3D baker with dynamical compound chaotic sequence cipher generator [J]. Signal Processing 89 (2009) 480–491
- [9] Xiaojun Tong. The novel bilateral - Diffusion image encryption algorithm with dynamical compound chaos [J]. The Journal of Systems and Software 85 (2012) 850 – 858
- [10] NIST. A statistical test suite for random and pseudorandom number generators for cryptographic applications [S]. Special Publication 800-22. May 15, 2001
- [11] Terry Welch. A technique for high-performance data compression [J]. IEEE Computer, June 1984, 8–19.