

Characterization of All Possible Orbits in the Schwarzschild Metric Revisited

F.T. Hioe* and David Kuebel

Department of Physics, St. John Fisher College, Rochester, NY 14618,
and

Department of Physics & Astronomy, University of Rochester, Rochester, NY 14627

November 25, 2021

Abstract

All possible orbital trajectories and their analytical expressions in the Schwarzschild metric are presented in a single complete map characterized by two dimensionless parameters. While three possible pairs of parameters with different advantages are described, the parameter space that gives the most convenient reduction to the Newtonian case is singled out and used which leads to a new insight on Newtonian limits among other results. Numerous analytic relations are presented. A comparison is made with the widely used formulation and presentation given by S. Chandrasekhar.

PACS numbers: 04.20.Jb, 02.90.+p

1 Introduction

As Einstein's theory of general relativity is approaching its centennial celebration, the problem of understanding the orbital trajectories of a particle around a very massive object still retains great interest. Although current research has focused on the properties of spinning black holes and on the effects of gravitational waves, the original analytic solutions for the Schwarzschild metric are still used for the study of astronomical objects for which the assumption of static spherical symmetry is reasonable. The orbital solutions to the Schwarzschild metric also provide useful guides from which various perturbation methods originate.

Although the orbital problem for the Schwarzschild metric has been solved in terms of the equations for the orbits, a complete picture of the solution space in terms of a single clear map has been lacking. Given, say, the trajectory of a particle around some star or black hole, one would be interested in the characterizing parameters of such a trajectory and how it relates to other possible trajectories. Indeed, the question of constructing a universal map and what physical parameters should be used for the coordinates (the "latitude"

and "longitude") of such a map did not seem to have been seriously considered before our recent work [1-4]. It is well known [see e.g. ref.5], for example, that the discriminant of a relevant cubic equation is used to establish the criteria for distinguishing different types of possible orbits in the Schwarzschild metric. However, because of the absence of a universal map, clear boundary curves that separate different regions of the parameter space for different types of orbits and trajectories were never clearly presented before our work in ref.4.

The most widely used analytic solutions and analyses for orbits and trajectories in the Schwarzschild metric were based on Chandrasekhar's work [5] that originated with Darwin [6]. We shall make a comparison of our analysis with theirs at the end of this paper. Two notable features of Chandrasekhar's analysis are that (i) his analytic solutions for the orbits are implicit, not explicit, expressions that include a parameter that is related to the polar angle in a somewhat complicated implicit way, and (ii) one of his two parameters for characterizing the orbital trajectories can be real or purely imaginary, making the regions for different types of trajectories difficult to be placed on a map. Among the earlier work, we should mention the publications of Forsyth [7] and Whittaker [8] who gave some special cases of the analytic solutions for the orbits that we present here (and in refs. [1-4]) but in different forms. Hagihara [9] had a detailed analysis of all possible orbits in terms of Weierstrassian elliptic functions but his analysis involved some lengthy algebraic expressions and his division of all possible orbits into seventeen cases also unnecessarily complicates the picture. But he did present a map with two dimensionless parameters as coordinates [9, Fig.13] even though he failed to clearly identify the physical significance of the two parameters, and he classified the orbits largely according to the roots of the relevant cubic equations.

Two important conclusions to be drawn from our derivation of analytic solutions for the orbits and trajectories in terms of the Jacobian elliptic functions are the following: (a) The consequence of having an analytic solution for the orbits is not just that it is exact and convenient, as a numerical solution of the differential equation could easily produce the same precise trajectory. The more important consequence is that it cleverly picks out the appropriate characterizing dimensionless parameters for the orbits and these parameters are dimensionless in terms of some combinations of physical quantities that could not have been easily guessed otherwise; and (b) The well-studied Jacobian elliptic functions allow many simple relations among different parameters for a number of special cases that are very useful for checking numerical computations. It is with these considerations in mind that we present the characterization of all possible orbits and trajectories on a map with the special choice of two dimensionless physical parameters as the coordinate axes.

In this paper, we summarize and extend the most essential features and expressions of our previous analysis and present them in a complete picture. We describe three pairs of dimensionless parameters that can be used for the coordinates of the map of all possible orbits and trajectories, each of which exhibits some special advantages. Among the useful outcomes are the following: (1) All possible orbital trajectories of a particle in the Schwarzschild metric are

placed on a universal map; (2) The boundary between the two regions that separate different types of trajectories is clearly shown on the map; (3) One particular set of parameters serves to illuminate some interesting properties with regard to the meaning and existence of Newtonian limiting orbits. We also present an abundance of simple analytic results and relations for some special cases in various parts of the map that are useful for many purposes, not the least of which is to provide a way to check results from numerical computations.

Here is a brief outline of this paper. In Section 2, we introduce the fundamental differential equations in the Schwarzschild geometry and three possible pairs of characterizing parameters. In Section 3, we present three explicit analytic solutions for all possible orbital trajectories of a particle in the Schwarzschild metric, define two regions and give examples of orbital trajectories in the two regions. While these three fundamental solutions for the orbits may have been given in different forms by other authors, we have explicit analytic expressions for many related relevant physical quantities, especially those for orbits of the hyperbolic type, that were not given by other authors. One of these expressions (for the impact parameter of a particle) corrects an erroneous expression given by Chandrasekhar [5]. In Section 4 we describe the boundaries of the two regions in the forms of curves expressed by simple equations. In Section 5, we present analytic expressions for the orbital trajectories on these boundaries and provide examples. In Section 6, we present a clear picture of how the orbital trajectories change across the boundaries of the two regions. In Section 7, we introduce a large collection of analytic relations that relate various physical parameters at various special locations on our map. These have been very useful for checking our numerical calculations and can be useful for checking other numerical computations. However, this section could be skipped on a first reading. In Section 8, we present the Newtonian and non-Newtonian correspondences of our general relativistic results and show a sector of a region on our map in which there exist elliptical orbits that have properties which have not seemed to have been previously recognized. We also derive an approximate formula for the general relativistic correction to a Newtonian hyperbolic orbit. Our calculation gives a slightly different result from that given by other authors for a proposed experiment involving a spaceship that can be carried out in our solar system. In Section 9, we relate the parameters that we use in our analysis with those used by Chandrasekhar [5]. This comparison can be used for reference by those readers who are familiar with Chandrasekhar's work. In Section 10, we summarize the principal results of this paper.

2 The Differential Equations and the Characterizing Parameters

We consider the Schwarzschild geometry, i.e. the static spherically symmetric gravitational field in the empty space surrounding some massive spherical object such as a star or a black hole of mass M . The Schwarzschild metric for the empty

spacetime outside a spherical body in the spherical coordinates r, θ, ϕ is [10]

$$dl^2 = c^2 \left(1 - \frac{\alpha}{r}\right) dt^2 - \left(1 - \frac{\alpha}{r}\right)^{-1} dr^2 - r^2 d\theta^2 - r^2 \sin^2 \theta d\phi^2 \quad (1)$$

where

$$\alpha = \frac{2GM}{c^2} \quad (2)$$

is the Schwarzschild radius, G is the universal gravitation constant, and c is the speed of light. If $[x^\mu] = (t, r, \theta, \phi)$, then the worldline $x^\mu(\tau)$, where τ is the proper time along the path, of a particle moving in the equatorial plane $\theta = \pi/2$, satisfies the equations [10]

$$\left(1 - \frac{\alpha}{r}\right) \dot{t} = \kappa, \quad (3)$$

$$c^2 \left(1 - \frac{\alpha}{r}\right) \dot{t}^2 - \left(1 - \frac{\alpha}{r}\right)^{-1} \dot{r}^2 - r^2 \dot{\phi}^2 = c^2, \quad (4)$$

$$r^2 \dot{\phi} = h, \quad (5)$$

where the derivative $\dot{}$ represents $d/d\tau$. The coordinates r and ϕ describe the position of the particle relative to the star or black hole situated at the origin. The constant h is identified as the angular momentum per unit rest mass of the particle, and the constant κ is identified to be the total energy per unit rest energy of the particle

$$\kappa = \frac{E}{m_0 c^2}, \quad (6)$$

where E is the total energy of the particle in its orbit and m_0 is the rest mass of the particle at $r = \infty$. Substituting eqs.(3) and (5) into (4) gives the 'combined' energy equation

$$\dot{r}^2 + c^2 + \frac{h^2}{r^2} \left(1 - \frac{\alpha}{r}\right) - \frac{c^2 \alpha}{r} = c^2 \kappa^2. \quad (7)$$

Substituting $dr/d\tau = (dr/d\phi)(d\phi/d\tau) = (h/r^2)(dr/d\phi)$ into the combined energy equation gives the differential equation for the orbit of the planet

$$\left(\frac{du}{d\phi}\right)^2 = \alpha u^3 - u^2 + (2GM/h^2)u + c^2(\kappa^2 - 1)/h^2 \quad (8)$$

where $u = 1/r$. We define the dimensionless distance q of the particle from the star or black hole, measured in units of the Schwarzschild radius, by

$$q \equiv \frac{r}{\alpha} \equiv \frac{1}{\alpha u} \equiv \frac{1}{v}. \quad (9)$$

In terms of v , eq.(8) becomes

$$\left(\frac{dv}{d\phi}\right)^2 = v^3 - v^2 + 4s^2v + 4s^2(\kappa^2 - 1), \quad (10)$$

where

$$s^2 = \left(\frac{GM}{hc}\right)^2. \quad (11)$$

By changing the variable from v to another dimensionless quantity U defined by

$$U \equiv \frac{1}{4} \left(\frac{\alpha}{r} - \frac{1}{3} \right) = \frac{1}{4} \left(v - \frac{1}{3} \right) = \frac{1}{4} \left(\frac{1}{q} - \frac{1}{3} \right),$$

or

$$v = \frac{1}{q} = \frac{1}{3} + 4U, \quad (12)$$

eq.(10) becomes

$$\left(\frac{dU}{d\phi}\right)^2 = 4U^3 - g_2U - g_3 \quad (13)$$

where

$$\begin{aligned} g_2 &= \frac{1}{12} - s^2 \\ g_3 &= \frac{1}{216} + \frac{1}{6}s^2 - \frac{1}{4}\kappa^2s^2 \equiv \frac{1}{216} - \frac{1}{12}s^2 + \frac{1}{4}(1 - e^2)s^4, \end{aligned} \quad (14)$$

and where we have defined the dimensionless quantity e^2 given by

$$e^2 \equiv 1 + \frac{h^2c^2(\kappa^2 - 1)}{(GM)^2} \equiv 1 + \frac{\kappa^2 - 1}{s^2}. \quad (15)$$

It is clear that as soon as we use the dimensionless distance q (and the dimensionless angle ϕ) to express the differential equation (8) in the form of eq.(10) or (13), the solutions for the orbits should be conveniently characterized by a pair of dimensionless parameters (κ^2, s^2) or (g_2, g_3) . Indeed, g_2 and g_3 are called the invariants of the Weierstrassian elliptic functions [11] that would represent the solution for U for the differential equation (13). Notice that while the constant of motion κ defined by eq.(6), which is the total energy per unit rest energy, can obviously be one of the dimensionless parameters, the other constant of motion h which is the angular momentum per unit rest mass is not a dimensionless quantity and should not be used by itself as a parameter for representing the orbits in a universal map. That s defined by eq.(11) could be used as the second characterizing parameter was recognized by one of us in ref.[1]. In fact, the orbit solutions depend on κ^2 and s^2 as shown by eqs.(10),

(13) and (14). While we shall briefly discuss the parameter spaces described by the coordinates (κ^2, s^2) and (g_2, g_3) , for most of this paper we shall use the parameter space characterized by the coordinates (e^2, s^2) . The principal reason for this choice of parameters is that the parameter e conveniently reduces to the well known parameter called eccentricity for the classical Newtonian case. In our earlier work [1,2], there was an oversight on our part in which we unnecessarily limited ourselves to the case $e^2 \geq 0$, but we remedied it in ref.4.

We call the two dimensionless parameters e^2 and s^2 defined by eqs.(15) and (11) the energy eccentricity and gravitational field parameters, or simply the energy and field parameters, respectively. They are the principal parameters we use as coordinates for characterizing the orbital trajectories of a particle in the gravitational field produced by the massive object or black hole of mass M . We use the parameter space (e^2, s^2) , and (e^2, s) as well, where $-\infty \leq e^2 \leq \infty$, $s \geq 0$ for classifying and identifying all possible types of orbital trajectories. In doing so, we shall put all possible trajectories in the Schwarzschild metric on a two-dimensional universal map on which the two coordinate axes are real and represent dimensionless physical quantities. For $e^2 \geq 0$, the three cases of $0 < e < 1$, $e = 1$ and $e > 1$ can be used to classify the orbits as elliptic-type, parabolic-type and hyperbolic-type, similar to those in the Newtonian cases; For $e^2 < 0$ on the other hand, the orbits do not have any Newtonian correspondences and this will be explained and discussed in Section 8.

3 Three Analytic Solutions for the Orbital Trajectories in Two Regions

We consider eq.(13) and derive its analytic solutions in this section.

The discriminant Δ of the cubic equation

$$4U^3 - g_2U - g_3 = 0 \quad (16)$$

is defined by

$$\Delta = 27g_3^2 - g_2^3. \quad (17)$$

For the case $\Delta \leq 0$, the three roots of the cubic equation (16) are all real. We call the three roots e_1, e_2, e_3 and arrange them so that $e_1 > e_2 > e_3$; the special cases when two or three of the roots are equal will be considered also. For the case $\Delta > 0$, the cubic equation (16) has one real root and two roots that are complex conjugates. The analytic solutions of eq.(13) that we present below will give the distance r of the particle from the star or black hole in terms of the Jacobian elliptic functions [11] that have the polar angle ϕ in their argument and that are associated with a modulus k that will be defined.

There are three relevant analytic solutions of eq.(13). The first two solutions are for the case $\Delta \leq 0$, and the third solution is for the case $\Delta > 0$. The region that contains all the coordinate points (e^2, s^2) for the first two solutions for the case $\Delta \leq 0$ is called Region I (see 1), and the region that contains all the

coordinate points (e^2, s^2) for the third solution for the case $\Delta > 0$ is called Region II. There are two physically inadmissible regions: the region below the horizontal axis ($s^2 < 0$) and the region corresponding to $\kappa^2 < 0$ which is the region (called Region II' in Fig.1) above the curve $s^2 > s_2^2$ where s_2 will be given in the next section. The boundary between Regions I and II consists of two segments that we call $s^2 = s_1^2$ (the upper boundary of Region I) and $s^2 = s_1'^2$ (the left boundary of Region I) that will be defined in the next section. The three boundary curves $s^2 = 0$, $s^2 = s_1'^2$ and $s^2 = s_1^2$ all satisfy $\Delta = 0$.

We now present the three relevant analytic solutions of eq.(13).

Solution (A1) For $\Delta \leq 0$, $e_1 > e_2 \geq U > e_3$ (Applicable in Region I).

Writing the right-hand side of eq.(13) as $4(e_1 - U)(e_2 - U)(U - e_3)$, the equation for the orbit is

$$\begin{aligned} \frac{1}{q} &= \frac{1}{3} + 4e_3 + 4(e_2 - e_3)sn^2(\gamma\phi, k) \\ &= \frac{1}{3} + 4e_3 + 4(e_2 - e_3) \frac{1 - cn(2\gamma\phi, k)}{1 + dn(2\gamma\phi, k)}. \end{aligned} \quad (18)$$

For the case $e^2 \leq 1$, the initial point at $\phi = 0$ gives $U = e_3$ (i.e. $1/q = 1/3 + 4e_3$) and thus $dU/d\phi = 0$ from eq.(13) which means that the particle at this point is in the direction perpendicular to the radius vector. For the case $e^2 > 1$, the initial point is discussed in eq.(28). The constant γ appearing in the argument, and the modulus k , of the Jacobian elliptic functions are given in terms of the three roots of the cubic equation (16) by

$$\gamma = (e_1 - e_3)^{1/2}, \quad (19)$$

$$k^2 = \frac{e_2 - e_3}{e_1 - e_3}. \quad (20)$$

where e_1, e_2, e_3 are given by

$$\begin{aligned} e_1 &= 2 \left(\frac{g_2}{12} \right)^{1/2} \cos \left(\frac{\theta}{3} \right), \\ e_2 &= 2 \left(\frac{g_2}{12} \right)^{1/2} \cos \left(\frac{\theta}{3} + \frac{4\pi}{3} \right), \\ e_3 &= 2 \left(\frac{g_2}{12} \right)^{1/2} \cos \left(\frac{\theta}{3} + \frac{2\pi}{3} \right), \end{aligned} \quad (21)$$

and where

$$\cos \theta = g_3 \left(\frac{27}{g_2^3} \right)^{1/2}. \quad (22)$$

The modulus k of the elliptic functions has a range $0 \leq k^2 \leq 1$. For $k^2 = 0$, $sn(x, 0) = \sin x$, $cn(x, 0) = \cos x$, $dn(x, 0) = 1$. For $k^2 = 1$, $sn(\gamma\phi, 1) =$

$\tanh(\gamma\phi)$, $cn(\gamma\phi, 1) = dn(\gamma\phi, 1) = \sec h(\gamma\phi)$. The period of $cn(2\gamma\phi, k)$ is $4K(k)$, and the period of $dn(2\gamma\phi, k)$ and of $sn^2(\gamma\phi, k)$ is $2K(k)$, where $K(k)$ is the complete elliptic integral of the first kind [11]. As k^2 increases from 0 to 1, $K(k)$ increases from $\pi/2$ to ∞ , and k^2 is a useful parameter for the orbit.

The part showing Region I in 1 is enlarged in 2 in which the left boundary of Region I is denoted in 1 by the curve s'_1 for which $k^2 = 0$, and the upper boundary of Region I is denoted in 1 by the curve s_1 for which $k^2 = 1$. The intersection point V of s'_1 and s_1 , which we shall call the vertex, is $(e^2, s) = (-1/3, 1/\sqrt{12})$ and corresponds to $e_1 = e_2 = e_3 = 0$. It is a special point of interest. Three other constant k^2 curves for $k^2 = 0.01, 0.2$ and 0.5 in Region I are also shown in 2. The constant k^2 curves in Region II will be discussed later.

A typical orbit given by eq.(18) (not on any one of the three boundaries) in Region I is a precessional elliptic-type orbit for $e^2 < 1$, a parabolic-type orbit for $e^2 = 1$, and a hyperbolic-type orbit for $e^2 > 1$ [2,3]. For the elliptic-type orbits ($e^2 < 1$), $e_3 > -1/12$, the maximum distance r_{\max} (the aphelion) of the particle from the star or black hole and the minimum distance r_{\min} (the perihelion) of the particle from the star or black hole, or their corresponding dimensionless forms q_{\max} ($= r_{\max}/\alpha$) and q_{\min} ($= r_{\min}/\alpha$), are obtained from eq.(18) when $\gamma\phi = 0$ and when $\gamma\phi = K(k)$ respectively, and they are given by

$$\frac{1}{q_{\max}} = \frac{1}{3} + 4e_3, \quad (23)$$

and

$$\frac{1}{q_{\min}} = \frac{1}{3} + 4e_2, \quad (24)$$

where e_2 and e_3 are determined from eqs.(21), (22) and (14) in terms of e and s . The geometric eccentricity ε of the orbit is defined in the range $0 \leq \varepsilon \leq 1$ by

$$\varepsilon \equiv \frac{r_{\max} - r_{\min}}{r_{\max} + r_{\min}} = \frac{q_{\max} - q_{\min}}{q_{\max} + q_{\min}}. \quad (25)$$

If we use q_{\max} and q_{\min} given by eqs.(23) and (24) and write

$$\varepsilon = \frac{e_2 - e_3}{1/6 + e_2 + e_3}, \quad (26)$$

then the definition of ε can be extended to $\varepsilon > 1$ but it should be emphasized that any ε outside the range between 0 and 1 does not have the physical meaning given by eq.(25). We shall have more to say about this point in Section 9.

The precessional angle $\Delta\phi$ is given by

$$\Delta\phi = \frac{2K(k)}{\gamma} - 2\pi. \quad (27)$$

Whether the orbit is closed (and hence periodic) or non-closed (and hence non-periodic) depends on whether $\Delta\phi/\pi$ is or is not a rational number.

An example of a precessional elliptical-type orbit for $e^2 = 0.25$ and $s = 0.2$ in Region I is shown in 3.

For the parabolic-type orbits ($e^2 = 1$), $e_3 = -1/12$, and $q_{\max} = \infty$. The orbits are unbounded. The particle is initially at infinity at $\phi = 0$ and initially moves counterclockwise in a direction perpendicular to the line joining it to the origin. The incoming trajectory coming from infinity at $\phi = 0$ goes around the origin counter-clockwise according to eq.(18) as ϕ increases from 0 and the outgoing trajectory makes an angle $\phi = 2K(k)/\gamma$ with the horizontal axis in going to infinity. A particle coming from infinity can go around the star or black hole many times as its polar angle ϕ increases from 0 to $2K(k)/\gamma$ before going off to infinity.

An example of a precessional parabolic-type orbit for $e^2 = 1$ and $s = 0.4$ in Region I is shown in 4.

For the hyperbolic-type orbits ($e^2 > 1$) [2,3], $e_3 < -1/12$, the initial point of the particle is not at $\phi = 0$ but is at infinity at a polar angle $\phi = \Psi_1$, where Ψ_1 is given by

$$sn(\gamma\Psi_1, k) = \sqrt{-\frac{\frac{1}{3} + 4e_3}{4(e_2 - e_3)}}, \quad (28)$$

or

$$\Psi_1 = \gamma^{-1} sn^{-1} \left(\sqrt{-\frac{\frac{1}{3} + 4e_3}{4(e_2 - e_3)}}, k \right), \quad (29)$$

and where γ and k are defined by eqs.(19) and (20). As ϕ increases from Ψ_1 ,

$$\Psi_2 \equiv \frac{2K(k)}{\gamma} - \Psi_1 \quad (30)$$

is the next value of ϕ for q to become infinite. Thus eq.(18) gives the hyperbolic-type orbit in Region I for

$$\Psi_1 \leq \phi \leq \Psi_2. \quad (31)$$

The orbit given by eq.(18) for $e^2 > 1$ describes a particle approaching the star from infinity along an incoming asymptote at an angle Ψ_1 to the horizontal axis, turning counter-clockwise about the star to its right on the horizontal axis, and leaving along an outgoing asymptote at an angle Ψ_2 . A particle approaching along the incoming asymptote can go around the star or black hole many times as its polar angle ϕ increases from Ψ_1 to Ψ_2 before going off to infinity along the outgoing asymptote. The x coordinates of the points where the two asymptotes intersect the horizontal axis relative to the origin are given by

$$\begin{aligned} x_{a1} &= -\frac{1}{2s^2\sqrt{e^2-1}} \frac{1}{\sin \Psi_1}, \\ x_{a2} &= \frac{1}{2s^2\sqrt{e^2-1}} \frac{1}{\sin \Psi_2}. \end{aligned} \quad (32)$$

A negative (positive) sign for the x_{ai} means that the corresponding asymptote intersects the horizontal axis to the left (right) of the origin. The minimum distance q_{\min} of the particle from the star or black hole is obtained from eq.(24) when the particle is at a polar angle $\phi = K(k)/\gamma$, where $dr/d\phi = 0$ at $q = q_{\min}$. A straight line through the origin O (where the star or black hole is located) that makes an angle

$$\chi = \frac{K(k)}{\gamma} \quad (33)$$

with the horizontal axis is the symmetry axis of the hyperbolic-type orbit. Let b be the impact parameter, i.e. the perpendicular distance from the origin (where the star or black hole is located) to the asymptote. The dimensionless impact parameter b/α , where α is the Schwarzschild radius, can be expressed as

$$\frac{b}{\alpha} = \frac{1}{2s^2\sqrt{e^2-1}}. \quad (34)$$

An example of a precessional hyperbolic-type orbit for $e^2 = 4$ and $s = 0.2$ in Region I is shown in 5.

The orbital trajectories that occur on the left and upper boundaries of Region I are special cases that deserve separate attention and will be discussed in Section 5.

We now present the second solution.

Solution (A2) For $\Delta \leq 0$, $U > e_1 > e_2 > e_3$ (Applicable in Region I).

We write the right-hand side of eq.(13) as $4(U - e_1)(U - e_2)(U - e_3)$. The equation for the orbital trajectory is

$$\frac{1}{q} = \frac{1}{3} + 4 \frac{e_1 - e_2 sn^2(\gamma\phi, k)}{cn^2(\gamma\phi, k)}, \quad (35)$$

where γ , k , e_1 , e_2 and e_3 are given by eqs.(19)-(21) as in the Solution (A1). This solution gives a terminating orbit. The point at $\phi = 0$ has been chosen to be given by

$$\frac{1}{q_1} = \frac{1}{3} + 4e_1. \quad (36)$$

The particle, starting from the polar angle $\phi = 0$ at a distance q_1 from the black hole, plunges into the center of the black hole [2] when its polar angle ϕ_1 is given by $cn(\gamma\phi_1, k) = 0$, i.e. when

$$\phi_1 = \frac{K(k)}{\gamma}. \quad (37)$$

Considering Solutions (A1) and (A2) together, each point (e^2, s) of the parameter space in Region I allows two distinct orbits, one of which is non-terminating (that consists of three types: elliptic, parabolic and hyperbolic) and the other terminating. At the same coordinate point, quantities that describe the two distinct orbits are related. For example, by noting $e_1 + e_2 + e_3 = 0$ and from eqs.(23), (24) and (36), q_1 can be expressed as

$$\frac{1}{q_1} = 1 - \left(\frac{1}{q_{\min}} + \frac{1}{q_{\max}} \right), \quad (38)$$

where q_{\min} and q_{\max} are the minimum and maximum distances for the non-terminating orbit at the same coordinate point (e^2, s^2) . It will be noted that q_1 is less than q_{\min} , i.e. for the terminating orbit the particle is assumed initially to be closer to the black hole than the q_{\min} for the associated non-terminating orbit, except at $k^2 = 1$ where $q_1 = q_{\min}$ and the particle has a circular instead of a terminating orbit that will be explained later. We note that q_1 is finite even for $e^2 \geq 1$.

Three examples of these terminating orbits in Region I for the same coordinate points of $s = 0.2$ and $e^2 = 0.25, 1$, and 4 are shown in 6, 7 and 8 (These were also the coordinate points used for 3, 4 and 5). Notice that the initial distances of the particle from the black hole given by q_1 are all finite and are less than q_{\min} for the non-terminating orbits. This corrects an erroneous statement made by us in ref. 3 after eq.(75).

We now present the third solution.

Solution (B) For $\Delta > 0$ (Applicable in Region II).

Define

$$\begin{aligned} A &= \frac{1}{2} \left(g_3 + \sqrt{\frac{\Delta}{27}} \right)^{1/3}, \\ B &= \frac{1}{2} \left(g_3 - \sqrt{\frac{\Delta}{27}} \right)^{1/3}, \end{aligned} \quad (39)$$

where g_3 and Δ are defined by eqs.(14) and (17). The real root of the cubic equation (16) is given by

$$a = A + B \quad (40)$$

and the two complex conjugate roots b and \bar{b} are $-(A+B)/2 \pm (A-B)\sqrt{3}i/2$. We further define

$$\gamma = [3(A^2 + AB + B^2)]^{1/4} \quad (41)$$

and

$$k^2 = \frac{1}{2} - \frac{3(A+B)}{4\sqrt{3(A^2+AB+B^2)}} = \frac{1}{2} - \frac{3a}{4\gamma^2}. \quad (42)$$

The curves of constant k^2 , the squared modulus of the elliptic functions that describe the orbital trajectories, radiate from the vertex point V whose coordinates are $(e^2, s^2) = (-1/3, 1/12)$ (see 2). In Region I, k^2 increases counter-clockwise as one goes from the curve $k^2 = 0$ for $s = s'_1$ to the curve $k^2 = 1$ for $s = s_1$, and as one keeps going counter-clockwise to Region II, k^2 decreases from $k^2 = 1$ and returns in value to $k^2 = 0$. The squared modulus k^2 is obtained from eq.(20) for Region I and from eq.(42) for Region II. Two $k^2 = \text{const.}$ curves in Region II are rather special: $k^2 = 1/2 + \sqrt{3}/4 = 0.933012$ is a horizontal line to the right of V and $k^2 = 1/2 - \sqrt{3}/4 = 0.0669872$ is a horizontal line to the left of V . The $k^2 = 1/2$ curve in Regions I and II has a simple analytic expression that will be given later.

Writing the right-hand side of eq.(13), with $U \geq a$, as $4(U-a)(U-b)(U-\bar{b})$, the equation for the orbital trajectory is

$$\begin{aligned} \frac{1}{q} &= \frac{1}{3} + 4a + 4\gamma^2 \frac{1 - \text{cn}(2\gamma\phi, k)}{1 + \text{cn}(2\gamma\phi, k)} \\ &= \frac{1}{3} + 4a + 4\gamma^2 \text{tn}^2(\gamma\phi, k) \text{dn}^2(\gamma\phi, k). \end{aligned} \quad (43)$$

This is a terminating orbit and thus Region II allows only terminating orbits.

For $e^2 < 1$, a is greater than $-1/12$, the initial distance q_2 of the particle at $\phi = 0$ (in a direction $dq/d\phi = 0$) is given by

$$\frac{1}{q_2} = \frac{1}{3} + 4a. \quad (44)$$

The particle plunges into the center of the black hole [2,3] when its polar angle $\phi = \phi_2$ is given by

$$\phi_2 = \frac{K(k)}{\gamma}, \quad (45)$$

where γ and k are given by eqs.(41) and (42).

An example of a terminating orbit for $e^2 = 0.25$ and $s = 0.3$ in Region II is shown in 9.

For $e^2 = 1$, $a = -1/12$, and the initial distance of the particle at $\phi = 0$ is at infinity (in a direction $dq/d\phi = 0$). An example of a terminating orbit for $e^2 = 1$ and $s = 0.3$ in Region II is shown in 10 in which the initial position of the particle coming from infinity is at $\phi = 0$.

For $e^2 > 1$, a is less than $-1/12$, the particle comes from infinity at the polar angle $\phi = \Phi_2$, where Φ_2 is given by

$$\text{cn}(2\gamma\Phi_2, k) = \frac{1-D}{1+D}, \quad (46)$$

where

$$D = -\frac{1}{\gamma^2} \left(\frac{1}{12} + a \right),$$

and where γ and k are given by eqs.(41) and (42). The orbit given by eq.(43) describes a particle coming from infinity along an incoming asymptote at an angle Φ_2 to the horizontal axis, and as ϕ increases, the orbit terminates at the center of the black hole [3] at a polar angle ϕ_2 given by eq.(45). There is thus only one asymptote, and the x coordinate of the point where the asymptote intersects the horizontal axis relative to the origin is given by

$$x_a = -\frac{1}{2s^2\sqrt{e^2-1}} \frac{1}{\sin \Phi_2}, \quad (47)$$

and the dimensionless impact parameter is given by eq.(34).

An example of a terminating orbit for $e^2 = 4$ and $s = 0.3$ in Region II is shown in 11 in which the particle comes from infinity along the asymptote shown by the dotted line.

We have given three examples of these terminating orbits in Region II which are shown in 9, 10 and 11 for the coordinate points for $e^2 = 0.25, 1$, and 4 and $s = 0.3$. They will be discussed in conjunction with the non-terminating orbits shown in 3, 4 and 5 and with the terminating orbits shown in 6, 7 and 8 in Region I when we discuss how the orbital trajectories change as we cross the upper boundary of Region I, s_1 , to Region II in Section 6. We shall also discuss in Section 6 how the orbital trajectories change as we cross the left boundary of Region I, s'_1 , to Region II, and for this purpose, we show an example of a terminating orbit in Region II to the left of s'_1 for $e^2 = -0.25$ and $s = 0.2$ in 12.

Thus Region II, with orbits given by eq.(43), allows only terminating orbits with a finite initial distance of the particle from the black hole given by eq.(44) for $e^2 < 1$, and with an infinite initial distance for $e^2 \geq 1$.

We now describe in greater details the boundaries for Regions I and II.

4 The Boundaries of Regions I and II

In this section, we present the boundary curves of Regions I and II, and it is instructive to see these curves in three different parameter spaces: (e^2, s^2) , (κ^2, s^2) and $(-g_3, -g_2)$.

I. The parameter space (e^2, s^2) or (e^2, s) (see 1 and 2)

There are four relevant boundaries for our universal map in the parameter space (e^2, s^2) for $-\infty \leq e^2 \leq +\infty$: (1) the bottom boundary $s^2 = 0$ of Region I and of Region II ($s^2 < 0$ is physically inadmissible), (2) the left boundary of Region I which we call $s = s'_1$, (3) the top boundary of Region I which we call $s = s_1$, and (4) the top boundary of Region II which we call $s = s_2$ (we note that $s > s_2$ corresponds to $\kappa^2 < 0$ and is physically inadmissible). A common equation that characterizes boundaries (1)-(3) is $\Delta = 0$.

(1) $\Delta = 0$, $s^2 = 0$ and $k^2 = 0$.

It is easily verified that setting $s^2 = 0$ gives $g_2 = 1/12$, $g_3 = 1/216$, $\theta = 0$, $e_1 = 1/6$, $e_2 = e_3 = -1/12$ from eqs.(14), (22) and (21), and thus $\Delta = 0$ from eq.(17), $k^2 = 0$ and $\gamma = 1/2$ from eqs.(20) and (19).

(2) $\Delta = 0$, $k^2 = 0$, and $s^2 = s_1'^2$ where $s_1'^2$ is given by

$$s_1'^2 = \frac{1 - 9e^2 - \sqrt{(1 + 3e^2)^3}}{27(1 - e^2)^2} \quad (48)$$

for $-1/3 \leq e^2 \leq 0$, which results in $1/12 \geq s_1'^2 \geq 0$. Eq.(48) can be inverted to give e^2 in terms of s^2 as

$$e^2 = \frac{1 - 18s^2 + 54s^4 - \sqrt{(1 - 12s^2)^3}}{54s^4}, \quad (49)$$

for $1/12 \geq s^2 \geq 0$, which results in $-1/3 \leq e^2 \leq 0$. We shall refer to $s^2 = s_1'^2$ as the left boundary of Region I. It can be verified that along this boundary, $\theta = 0$, $e_1 = (1 - 12s_1'^2)^{1/2}/6$, $e_2 = e_3 = -(1 - 12s_1'^2)^{1/2}/12$, $k^2 = 0$ and $\gamma = (1 - 12s_1'^2)^{1/4}/2$.

(3) $\Delta = 0$, $k^2 = 1$, and $s^2 = s_1^2$ where s_1^2 is given by

$$s_1^2 = \frac{1 - 9e^2 + \sqrt{(1 + 3e^2)^3}}{27(1 - e^2)^2} \quad (50)$$

for $-1/3 \leq e^2 \leq \infty$, which results in $1/12 \geq s_1^2 \geq 0$ (with a note that $s_1^2 = 1/16$ for $e = 1$). Eq.(50) can be inverted to give

$$e^2 = \frac{1 - 18s^2 + 54s^4 + \sqrt{(1 - 12s^2)^3}}{54s^4}, \quad (51)$$

for $1/12 \geq s^2 \geq 0$, which results in $-1/3 \leq e^2 \leq \infty$. We shall refer to $s^2 = s_1^2$ as the upper boundary of Region I. It can be verified that along this boundary, $\theta = \pi$, $e_1 = e_2 = (1 - 12s_1^2)^{1/2}/12$, $e_3 = -(1 - 12s_1^2)^{1/2}/6$, $k^2 = 1$ and $\gamma = (1 - 12s_1^2)^{1/4}/2$.

The intersection point V of s_1' and s_1 is the vertex point $(e^2, s^2) = (-1/3, 1/12)$ where the innermost stable circular orbit occurs and where all $k^2 = \text{const.}$ curves meet.

(4) $s^2 = s_2^2$, where s_2^2 is given by

$$s_2^2 = \frac{1}{1 - e^2}. \quad (52)$$

We shall refer to $s^2 = s_2^2$ as the top boundary of Region II. The physical requirement that $\kappa^2 \geq 0$, where κ is given by eq.(6), leads to the condition that $s^2 \leq 1/(1 - e^2)$. It can be shown that eq.(52) determines that q_2 , the initial position of the particle given by eq.(44), is equal to 1, and thus $s^2 > s_2^2$ implies that the initial position of the particle is inside the Schwarzschild horizon, i.e. the physically inadmissible case of $q_2 < 1$. We call the region $s^2 > s_2^2$ Region II'.

II. The Parameter Space (κ^2, s^2) (see 13)

This parameter space is equivalent to one used by Hagihara [9, Fig.13] but he did not clearly identify the physical significance of the two parameters.

There are four relevant boundaries in the parameter space (κ^2, s^2) for $\kappa^2 \geq 0$, $s^2 \geq 0$: (1) the bottom boundary $s^2 = 0$, (2) the left boundary of Region I which we call $s = s'_1$, (3) the top boundary of Region I which we call $s = s_1$, and (4) the left boundary of Region II defined by $\kappa^2 = 0$.

(1) $\Delta = 0$, $s^2 = 0$ and $k^2 = 0$. This is the lower boundary for Region I and for Region II.

(2) $\Delta = 0$, $k^2 = 0$, and $s^2 = s'^2_1$ where s'^2_1 is given by

$$s'^2_1 = \frac{-(27\kappa^4 - 36\kappa^2 + 8) - \sqrt{\kappa^2(9\kappa^2 - 8)^3}}{32}$$

for $8/9 \leq \kappa^2 \leq 1$, which results in $1/12 \geq s'^2_1 \geq 0$. It can be inverted to give κ^2 in terms of s^2 as

$$\kappa^2 = \frac{1 + 36s^2 - \sqrt{(1 - 12s^2)^3}}{54s^4},$$

for $1/12 \geq s^2 \geq 0$, which results in $8/9 \leq \kappa^2 \leq 1$. We shall refer to $s^2 = s'^2_1$ as the left boundary of Region I.

(3) $\Delta = 0$, $k^2 = 1$, and $s^2 = s^2_1$ where s^2_1 is given by

$$s^2_1 = \frac{-(27\kappa^4 - 36\kappa^2 + 8) + \sqrt{\kappa^2(9\kappa^2 - 8)^3}}{32}$$

for $8/9 \leq \kappa^2 \leq \infty$, which results in $1/12 \geq s^2_1 \geq 0$. It can be inverted to give

$$\kappa^2 = \frac{1 + 36s^2 + \sqrt{(1 - 12s^2)^3}}{54s^4},$$

for $1/12 \geq s^2 \geq 0$, which results in $8/9 \leq \kappa^2 \leq \infty$. We shall refer to $s^2 = s^2_1$ as the upper boundary of Region I.

The intersection point V of s'_1 and s_1 is the vertex point $(\kappa^2, s^2) = (8/9, 1/12)$. Two special $k^2 = \text{const.}$ curves, $k^2 = 1/2 \pm \sqrt{3}/4 = 0.933012$ and 0.0669872 , are shown as straight horizontal lines to right and left of V (see Section 7, 1d).

(4) $\kappa^2 = 0$.

This is the left boundary for Region II that is equivalent to the upper (and left) boundary s_2 for Region II in the (e^2, s^2) parameter space.

Fig.13 shows these four boundaries in the (κ^2, s^2) parameter space ($s^2 = 0$ and $\kappa^2 = 0$ are the coordinate axes) that are similar to those in the (e^2, s^2) parameter space. However, from eq.(15), we have

$$s^2 = \frac{1}{e^2 - 1}(\kappa^2 - 1),$$

and thus the constant e^2 curves are straight lines with slopes $1/(e^2 - 1)$ that originate from the same point $(\kappa^2, s^2) = (1, 0)$, compared to the parallel vertical lines in the (e^2, s^2) parameter space.

III. The Parameter Space $(-g_3, -g_2)$ (see 14).

The reason that we use the coordinates $(-g_3, -g_2)$ instead of (g_2, g_3) is that they can be more easily identified with the parameter spaces (κ^2, s^2) and (e^2, s^2) so that the horizontal axis $-g_3$ increasing to the right corresponds to κ^2 (or e^2) axis increasing to the right, and the vertical axis $-g_2$ increasing vertically up corresponds to the s^2 axis increasing upward.

There are four relevant boundaries for our universal map in the parameter space $(-g_3, -g_2)$ for $-\infty \leq -g_3 \leq +\infty$, $-g_2 \geq -1/12$: (1) the bottom boundary $-g_2 = -1/12$, (2) the left boundary of Region I which we call $s = s'_1$, (3) the right boundary of Region I which we call $s = s_1$, and (4) the left boundary of Region II, $g_3 = g_3^{(2)}$.

(1) $\Delta = 0$, $-g_2 = -1/12$ and $k^2 = 0$. This is the lower boundary for Region I and for Region II.

(2) $\Delta = 0$, $k^2 = 0$, and $-g_3 = -g_3^{(0)}$ where $g_3^{(0)}$ is given by

$$g_3^{(0)} = \left(\frac{g_2}{3}\right)^{3/2}, \quad (53)$$

for $-1/216 \leq -g_3 \leq 0$, $-1/12 \leq -g_2 \leq 0$. We shall refer to $-g_3 = -g_3^{(0)}$ as the left boundary of Region I, and is equivalent to $s^2 = s_1'^2$ for the (κ^2, s^2) or (e^2, s^2) parameter space.

(3) $\Delta = 0$, $k^2 = 1$, and $-g_3 = -g_3^{(1)}$ where $g_3^{(1)}$ is given by

$$g_3^{(1)} = -\left(\frac{g_2}{3}\right)^{3/2}, \quad (54)$$

for $0 \leq -g_3 \leq 1/216$, $-1/12 \leq -g_2 \leq 0$. We shall refer to $-g_3 = -g_3^{(1)}$ as the right boundary of Region I, and is equivalent to $s^2 = s_1^2$ for the (κ^2, s^2) or (e^2, s^2) parameter space.

The origin $(-g_3, -g_2) = (0, 0)$ is the vertex point V where ISCO occurs and where all $k^2 = \text{const.}$ curves meet. The vertical axis $g_3 = 0$ coincides with $k^2 = 0.5$; the horizontal axis to the right of the origin ($-g_3 > 0$) coincides with $k^2 = 0.933012$, and the horizontal axis to the left of the origin ($-g_3 < 0$) coincides with $k^2 = 0.0669872$ (see Section 7, 1d).

(4) $g_3 = g_3^{(2)}$ where $g_3^{(2)}$ is given by

$$g_3^{(2)} = \frac{1}{2 \cdot 3^3} - \frac{1}{2 \cdot 3} g_2. \quad (55)$$

This is the left boundary for Region II that is equivalent to $\kappa^2 = 0$ or $s^2 = s_2^2 = 1/(1 - e^2)$ for the (κ^2, s^2) or (e^2, s^2) parameter space.

The triangular region bounded by the three curves (1), (2) and (3) given above is Region I. The rest of the region above the straight lines given by (1) and (4) is Region II.

While the boundaries in the parameter space appear very symmetrical in the parameter space $(-g_3, -g_2)$ compared to those in the parameter space (e^2, s^2) , the $e^2 = \text{const.}$ curves are parabolas represented by the equation

$$g_3 = -\frac{1+3e^2}{2^6 \cdot 3^3} + \frac{1+e^2}{2^3 \cdot 3} g_2 + \frac{1-e^2}{2^2} g_2^2 \quad (56)$$

with the exception that $e^2 = 1$ is a straight line. These curves all originate from the point $(-g_3, -g_2) = (-1/216, -1/12)$.

The results which are described in the (e^2, s^2) [or (e^2, s)] parameter space can be easily translated into the (κ^2, s^2) and $(-g_3, -g_2)$ parameter spaces using eqs.(11), (14), (15) and the correspondences given in this section.

5 Orbital Trajectories on the Boundaries

The orbital trajectories on the boundaries of Regions I and II are important special cases. Consider the orbital trajectories given by the three solutions given by eqs.(18), (35) and (43) separately.

Solution (A1)

The left boundary $k^2 = 0$ given by $s_1'^2$ corresponds to $\theta = 0$ in eq.(22) and $\varepsilon = 0$ in eq.(26), and we have $e_1 = (1 - 12s_1'^2)^{1/2}/6 = -2e_2 = -2e_3$. The curve for $k^2 = 0$ and thus $s_1'^2$ extends from $e^2 = -1/3$, $s^2 = 1/12$ to $e^2 = 0$, $s^2 = 0$. The orbital trajectories given by eq.(18) on this boundary curve are circular orbits the radii q_c of which are given by

$$\frac{1}{q_c} = \frac{1}{3} \left\{ 1 - (1 - 12s_1'^2)^{1/2} \right\} = \frac{2 \left\{ 1 - 3e^2 - (1 + 3e^2)^{1/2} \right\}}{9(1 - e^2)}, \quad (57)$$

or

$$q_c = \frac{1}{4s_1'^2} \left\{ 1 + (1 - 12s_1'^2)^{1/2} \right\} = \frac{1}{2e^2} \left\{ -1 + 3e^2 - (1 + 3e^2)^{1/2} \right\}. \quad (58)$$

For the values of $s_1'^2$ that range from 0 to 1/12 (and $-1/3 \leq e^2 \leq 0$), the range of radii for these stable circular orbits is

$$3 \leq q_c \leq \infty, \quad (59)$$

or

$$\frac{6GM}{c^2} \leq r_c \leq \infty.$$

The circular orbit with the radius $q_c = 3$ (or $r_c = 6GM/c^2$) at the vertex V represented by the coordinates $(e^2, s^2) = (-1/3, 1/12)$ or $(\kappa^2, s^2) = (8/9, 1/12)$ is called the innermost stable circular orbit (ISCO).

Because every orbital trajectory given by Solution (A1) precesses according to eq.(27), these circular orbits also precess with a precession angle

$$\Delta\phi = 2\pi \left\{ (1 - 12s_1'^2)^{-1/4} - 1 \right\} \quad (60)$$

for $0 < s_1'^2 \leq 1/12$ even though this precession angle is not observable unless the orbit is slightly perturbed from its circular path [12]. In terms of the radius r_c of the circular orbit, the precession angle is given by

$$\Delta\phi = 2\pi \left\{ \left(1 - \frac{3\alpha}{r_c} \right)^{-1/2} - 1 \right\}. \quad (61)$$

Thus excluding the case of zero gravitational field $s_1' = 0$ for which the circular orbits have an infinite radius, all (perfectly) circular orbits have a non-zero precession angle. The precession angle for the innermost stable circular orbit (ISCO), which occurs at the vertex point V is infinite.

The upper boundary $k^2 = 1$ given by s_1^2 corresponds to $\theta = \pi$ in eq.(22), and we have $e_1 = e_2 = (1 - 12s_1^2)^{1/2}/12 = -e_3/2$. Substituting these into eqs.(23), (24) and (26) gives a useful relationship $(1 - 12s_1^2)^{1/2} = 2\varepsilon/(3 + \varepsilon)$. The curve for $k^2 = 1$ given by s_1^2 extends from $e^2 = -1/3$, $s^2 = 1/12$ to $e^2 = \infty$, $s^2 = 0$. Equation (18) on this boundary becomes

$$\frac{1}{q} = \frac{1}{3} + \frac{1}{3} \sqrt{1 - 12s_1^2} \left(\frac{1 - 5 \sec h(2\gamma\phi)}{1 + \sec h(2\gamma\phi)} \right), \quad (62)$$

where

$$\gamma = \frac{1}{2} (1 - 12s_1^2)^{1/4}. \quad (63)$$

For $-1/3 \leq e^2 < 1$ ($1/12 \geq s_1^2 > 1/16$), the particle starts from an initial position q_{\max} at $\phi = 0$ given by

$$\frac{1}{q_{\max}} = \frac{1}{3} - \frac{2}{3} (1 - 12s_1^2)^{1/2} = \frac{1 - \varepsilon}{3 + \varepsilon} \quad (64)$$

and ends up at $\phi = \infty$ circling the star or black hole with a radius that asymptotically approaches q_{\min} given by

$$\frac{1}{q_{\min}} = \frac{1}{3} + \frac{1}{3} (1 - 12s_1^2)^{1/2} = \frac{1 + \varepsilon}{3 + \varepsilon}. \quad (65)$$

For $e^2 = 1$, the particle starts at infinity at the polar angle $\phi = 0$, and for $e^2 > 1$ ($s_1^2 < 1/16$), the particle starts from infinity at the polar angle $\phi = \Psi_1$ given from eq.(32) by

$$\tanh^2(\gamma\Psi_1) = \frac{2}{3} - \frac{1}{3} (1 - 12s_1^2)^{-1/2}, \quad (66)$$

and ends up at $\phi = \infty$ circling the star or black hole with a radius that asymptotically approaches q_{\min} given by eq.(63). The angle Ψ_1 can range from 0 for $e^2 = 1$ (parabolic-type orbit) to $2 \tanh^{-1}(1/\sqrt{3}) = 1.31696 = 75.456^\circ$ for very large e^2 .

We refer to all these orbits given by eq.(62) as the asymptotic orbits.

Examples of asymptotic orbits for $e^2 = 0.25, 1$ and 4 are shown in 15, 16 and 17.

Solution (A2)

Substituting $k^2 = 0$ and $s^2 = s_1'^2$ into eq.(35) gives the equation for the orbital trajectories for Solution (A2) on the left boundary of Region I as

$$\frac{1}{q} = \frac{1}{3} \left[1 - (1 - 12s_1'^2)^{1/2} \right] + \frac{(1 - 12s_1'^2)^{1/2}}{\cos^2(\gamma\phi)}, \quad (67)$$

where

$$\gamma = \frac{1}{2} (1 - 12s_1'^2)^{1/4}. \quad (68)$$

Thus on the left boundary of Region I, the terminating orbit (inside Region I) given by Solution (A2) remains a terminating orbit. The particle, starting from the polar angle $\phi = 0$ at a distance q_1 given by $1/q_1 = 1/3 + 2(1 - 12s_1'^2)^{1/2}/3$ plunges into the center of the black hole when $\phi = \phi_1 = \pi/(1 - 12s_1'^2)^{1/4}$.

On the other hand, substituting $k^2 = 1$ and $s^2 = s_1^2$ into eq.(35) leads to $q = \text{const.}$ independent of ϕ (because $e_1 = e_2$ and the dependence on ϕ cancels out). Thus on the upper boundary of Region I the terminating orbit (inside Region I) given by solution (A2) becomes an unstable circular orbit of radius q_u given by

$$\frac{1}{q_u} = \frac{1}{3} + \frac{1}{3} (1 - 12s_1^2)^{1/2} = \frac{2 \{1 - 3e^2 + (1 + 3e^2)^{1/2}\}}{9(1 - e^2)} = \frac{1 + \varepsilon}{3 + \varepsilon}, \quad (69)$$

or

$$q_u = \frac{1}{4s_1^2} \left\{ 1 - (1 - 12s_1^2)^{1/2} \right\} = \frac{1}{2e^2} \left\{ -1 + 3e^2 + (1 + 3e^2)^{1/2} \right\}, \quad (70)$$

and

$$\varepsilon = \frac{3 - q_u}{q_u - 1}. \quad (71)$$

It is an unstable circle because its radius q_u is identical to the radius q_{\min} of the asymptotic circle given by eq.(65). For the values of s^2 that have a range $0 \leq s_1^2 \leq 1/12$ (and $\infty \geq e^2 \geq -1/3$), we have the range of values for the radii of these unstable circular orbits along the upper boundary $s^2 = s_1^2$ of Region I given by

$$1.5 \leq q_u < 3, \quad (72)$$

or

$$\frac{3GM}{c^2} \leq r_u < \frac{6GM}{c^2}.$$

Notice the similarity between the expressions given by eqs.(69) and (70) for the radii of the unstable circles on s_1 and those for the radii of the stable circles on s'_1 given by eqs.(57) and (58). Unlike the stable circles for which $\varepsilon = 0$, these unstable circular orbits do not have $\varepsilon = 0$ except when $q_u \rightarrow 3$ which is the radius of the innermost stable circular orbit (ISCO) at the vertex V .

Solution (B)

Substituting $k^2 = 0$ and $s^2 = s_1'^2$ into eq.(43) gives the equation for the terminating orbits for Solution (B) on the left boundary of Region I. This equation coincides with eq.(67) which is the expression that describes the terminating orbits for Solution (A2) on the same boundary, i.e. with q_2 of eq.(44) becoming q_1 of eq.(36) and with $a = e_1 = (1 - 12s_1'^2)/6$ on the boundary.

Substituting $k^2 = 1$ and $s^2 = s_1^2$ into eq.(43), the terminating orbits for Solution (B) on the lower boundary of Region II (which is the upper boundary of Region I) become the same asymptotic orbits given by eq.(62) which describes the non-terminating orbits of Solution (A1) on the same boundary. That is, on the boundary $s^2 = s_1^2$, q_2 of eq.(44) becomes q_{\max} of eq.(64) and with $a = e_3 = -(1 - 12s_1^2)/6$. The value of q_{\min} is given by eq.(65) for $-1/3 \leq e^2 < 1$. When $e^2 \geq 1$ the particle starts from infinity ($q_2 = \infty$) at a polar angle $\phi = \Psi_1$ that is given by eq.(66).

Thus for the orbits on the boundaries given by Solutions (A1), (A2) and (B), we have (1) on s'_1 , the stable circular orbits of radii q_c given by eq.(58) and the terminating orbits given by eq.(67), and (2) on s_1 , the unstable circular orbits of radii q_u given by eq.(70) and the asymptotic orbits given by eq.(62). Even though these results reproduce the conclusions obtained from the effective potential calculation, they place the orbits and their corresponding analytic expressions clearly on the boundary curves s'_1 and s_1 shown in 2.

6 Trajectory Changes Across the Boundaries

The left hand side of eq.(7) excluding the \dot{r}^2 term can be considered to be an effective potential. In a similar manner we define, from eq.(13), an "effective potential" W to be

$$W = -(4U^3 - g_2U - g_3).$$

Although only the condition that $W \leq 0$ is physically realizable, it is useful to see the entire curve W above and below the horizontal U axis and we shall examine it and its variation in this section.

We want to show the changes in the orbital trajectory in conjunction with the changes of this effective potential as we consider various coordinate points on a counterclockwise path in parameter space around the vertex point V in 2. We have chosen a specific path that generally represents the changes in the trajectories and in the effective potential as boundaries are crossed. The points where the W curve intersects the U axis are the real roots of eq.(16). Recall that Solution (A1) for Region I requires $e_1 \geq e_2 \geq U \geq e_3$, Solution (A2) for

Region I requires $U \geq e_1 \geq e_2 \geq e_3$, and Solution (B) for Region II requires $U \geq a$. For U defined by eq.(12), $U \rightarrow +\infty$ implies $r \rightarrow 0$.

We start by considering a coordinate point inside Region I for which $e^2 < 1$ that we choose to be $(e^2, s) = (0.25, 0.2)$ (see 2). We know from Section 3 that it allows a precessional elliptic-type orbit given by eq.(18) shown in 3, and a terminating orbit given by eq.(35) shown in Fig.6. Note that q_1 is less than q_{\min} and the two possible orbits describe two separate initial conditions. The corresponding W curve is shown in 18. Noting that $e_3 > -1/12$ for this example, the bowl-like "potential" below the U axis between $U = e_3$ and $U = e_2$ allows an elliptic-type orbit for a particle between $q = q_{\max}$ and $q = q_{\min}$ given by eqs. (23) and (24). On the other hand, the down-hill "potential" below the U axis for $U \geq e_1$ allows a terminating orbit for a particle that starts at $U = e_1$ and ends at $U = +\infty$ or from $q = q_1$ given by eq.(36) to $q = 0$. Thus the possible orbits shown in 3 and 6 are appropriately matched with the W curve.

Going counterclockwise around the vertex V (see 2), we choose the next coordinate point $(0.25, 0.26481)$ which is straight above the previous point but is on the boundary s_1 characterized by $k^2 = 1$. This point allows an asymptotic orbit given by eq.(62) and shown in 15 with q_{\max} and q_{\min} given by eqs. (64) and (65), and it also allows a circular orbit with a radius q_u given by eq.(69) with $q_u = q_{\min}$. The corresponding W curve is shown in 19 which indicates that $e_1 = e_2$. The bowl-like potential between $U = e_3$ and $U = e_1 = e_2$ allows a particle starting from $U = e_3$ or $q = q_{\max}$ to circle the black hole with a radius that asymptotically approaches $U = e_1 = e_2$ or $q = q_{\min}$. The down-hill potential for $U \geq e_1 = e_2$ allows the particle to remain (unstably) at $U = e_1 = e_2$ or for it to have a circular orbit of radius $q = q_u$. This circular orbit is clearly unstable because a small perturbation would make it into a terminating or an asymptotic orbit.

We next choose a point $(0.25, 0.3)$ in Region II which is again straight above the previous point. It allows only a terminating orbit given by eq.(43) and shown in 9. The corresponding W curve is shown in 20 with one real root at $U = a$. The transition from Region I to Region II across s_1 clearly shows that e_3 becomes a . Noting that $a > -1/12$, the down-hill potential for $U \geq a$ allows a particle that starts at a finite distance from the black hole at $U = a$ or $q = q_2$ given by eq.(44) and ends at $U = +\infty$ or $q = 0$. The asymptotic orbit shown in 15 becomes a terminating orbit shown in 9 as we go from the boundary s_1 to Region II. The unstable circular orbit on s_1 also becomes a terminating orbit (as the initial distance becomes less than q_u) which is part of the same terminating orbit in Region II arising from the asymptotic orbit on the boundary (see the transition of the W curve below the horizontal axis from 19 to 20). These examples show how Solutions (A1) and (A2) merge into Solution (B) across the boundary s_1 .

We choose the next coordinate point $(-0.5, 0.3)$ in Region II that is horizontally left to the previous point (see 2). The W curve is shown in 21 and indicates the one real root $U = a$ has increased in the positive direction, i.e. the initial distance q_2 of the particle from the black hole has decreased compared to the previous point. The terminating orbit is similar to 9 except that the initial

distance is smaller. If the chosen coordinate point were to be further left in 2 so that it fell on the left upper boundary s_2 of Region II (see 1), a would be equal to $1/6$ and the initial position of the particle would be on the Schwarzschild horizon corresponding to $q_2 = 1$.

We next select the coordinate point $(-0.25, 0.2)$ in Region II below the previous point but close to the left boundary s'_1 of Region I (see 2). The terminating orbit is shown in Fig.12. The W curve is shown in Fig.22 where the real root has become more positive while the left part of the curve is slightly above and almost touches the U axis. If the chosen coordinate point were to be further down in Fig.2 so that it fell on the lower boundary $s = 0$ of Region II (see Figs. 1 and 2), a would be equal to $1/6$ and the initial position of the particle would be on the Schwarzschild horizon corresponding to $q_2 = 1$.

We now go to the right and choose the next coordinate point $(e^2, s) = (-0.099275, 0.2)$ exactly on the boundary s'_1 characterized by $k^2 = 0$ (see 2). The W curve is shown in 23. It touches the U axis at $U = e_2 = e_3$ and allows a circular orbit with a radius q_c given by eq.(57). The down-hill potential given by $U \geq e_1$ gives a terminating orbit with q_1 given by eq.(36). The circular orbit is a stable one as a small perturbation that could change 23 into one similar to 18 clearly confines the perturbation to be bounded, and the possible terminating orbit solution is well separated from it as e_1 is greater than $e_2 = e_3$, or q_1 is less than q_c . The terminating orbit for this point is similar to the terminating orbit of the previous point except for a small difference in q_1 . The transition of the terminating orbit from Region II to Region I is a smooth and gradual one (with a becoming e_1). However, when we cross the boundary s'_1 , a stable circular orbit becomes possible on the boundary and it then becomes an elliptical orbit as the coordinate point moves into the interior of Region I. As we noted previously [see eqs. (60) and (61)], the circular orbits, like the elliptical orbits, precess.

We now return to our starting point $(0.25, 0.2)$ for which the W curve is shown in 18, and the possible trajectories are shown by 3 and 6.

In the plots for the "potential" curve W , it is useful to mark the U axis where $U \leq -1/12$ by a thick line for the following identification. As we have already noted, Solution (A1) gives orbits that are elliptic-type, parabolic-type and hyperbolic-type for $e_3 >, =$, and $< -1/12$ respectively, and Solution (B) gives terminating orbits for a particle that is initially at a distance q_2 from the black hole that is finite, infinite at $\phi = 0$, and infinite at $\Psi_2 > 0$ for $a >, =$ and $< -1/12$ respectively. The examples which illustrate the crossing of the s_1 boundary that are shown by 3, 15 and 9 for the orbital trajectories, and by 18, 19 and 20 for the W curves, are for the cases e_3 and a greater than $-1/12$ that are representative of $e^2 < 1$. If we chose to cross the s_1 boundary along a path on $e^2 = 1$, the W curve would have $e_3 = -1/12$ or $a = -1/12$, and the corresponding representative trajectories would be like those shown in Figs. 4, 16 and 10; and if we chose to cross the s_1 boundary along the path on $e^2 > 1$, the W curve would have $e_3 < -1/12$ or $a < -1/12$ (i.e. the left side of the W curve would cut the thick line representing $U \leq -1/12$) and the corresponding representative trajectories would be like those shown in 5, 17 and 11. As for the terminating orbits in Region I, they are not affected much by the values of

e^2 , as are shown by 6, 7 and 8, and when we cross the boundary s_1 , they all become unstable circular orbits on the boundary and then become parts of the terminating orbits in Region II.

We see that the shape of the W curve and whether or not it crosses the thick line that represents $U \leq -1/12$ can be used to foresee the possible type of orbits and trajectories and to relate them to the approximate location of the coordinate point on the map.

The W curve at the vertex V located at $(e^2, s) = (-1/3, 1/\sqrt{12})$ is given by $W = -4U^3$ and it has three real roots coinciding at $e_1 = e_2 = e_3 = 0$.

7 Analytic Expressions for Special Cases

The exact analytic orbit equations (18), (35) and (43), and their corresponding equations on the boundaries, eqs.(57), (62), (67) and (69), give us a clear picture of what these orbits look like and what their coordinates are on a map characterized by (e^2, s^2) and with boundaries of Regions I and II characterized by eqs.(48), (50), and (52). While generally we are required to start the numerical computation of the orbits with eq.(21) or (39), there are a number of special values of squared modulus k^2 and squared energy parameter e^2 that allow various exact relations that are very interesting and useful. We have exploited the theory of Jacobian elliptic functions to come up with many of these relationships. A few of these analytic relations have been presented in a previous paper [2], but it is convenient to collect all of them in one place and we present and summarize them in the following.

(I) Curves of $k^2 = \text{const.}$ and the Orbit Equations on These Curves.

(1a) For $k^2 = 0$, Sections 4 and 5 give many special results for this special k^2 value. In particular, we have eq.(48) [or (49)] that gives the coordinates (e^2, s_1^2) of this curve. The radii of the stable circular orbits from Solution (A1) are given by eqs.(57)-(59) and the precession angle is given by eq.(60) or (61). The terminating orbit equation from Solution (A2) is given by eq.(67).

(1b) For $k^2 = 1/2$, we have a simple analytic expression that relates the values of s^2 and e^2 on it:

$$s^2 = \frac{1}{6(1-e^2)} \left(1 - \sqrt{\frac{1+2e^2}{3}} \right) \quad (73)$$

for $e^2 \geq -1/2$, $0 \leq s^2 \leq 1/9$ (in Region I and part of Region II) and for which $s^2 = 1/18$ for $e^2 = 1$; and a simple expression

$$s^2 = \frac{1}{6(1-e^2)} \left(1 + \sqrt{\frac{1+2e^2}{3}} \right), \quad (74)$$

for $1 \geq e^2 \geq -1/2$, $s^2 \geq 1/9$ (in Region II). Equations (73) and (74) can be inverted to give

$$e^2 = 1 - \frac{18s^2 - 1}{54s^4}. \quad (75)$$

Equations (73) and (74) or eq.(75) are shown as a single continuous curve marked by $k^2 = 0.5$ in Fig.2. In the parameter space (κ^2, s^2) , the $k^2 = 0.5$ curve is given by

$$s^2 = \frac{1}{18(3\kappa^2 - 2)}.$$

In the parameter space $(-g_3, -g_2)$, the $k^2 = 0.5$ curve is simply the vertical axis $g_3 = 0$.

By noting that in Region I, $e_1 = -e_3 = \sqrt{g_2}/2$, $e_2 = 0$, $\gamma = \sqrt[4]{g_2}$, the orbit equation (18) becomes

$$\frac{1}{q} = \frac{1}{3} - 2\sqrt{g_2}cn^2(\gamma\phi, 1/\sqrt{2}), \quad (76)$$

where the values of s^2 in the range $1/12 \geq s^2 \geq 0$ for g_2 are given by eq.(73), and $q_{\min} = 3$ independent of e^2 . For the elliptic-type orbits corresponding to $-1/3 \leq e^2 < 1$, the initial distance q_{\max} at $\phi = 0$ of the particle from the star or black hole is given by

$$\frac{1}{q_{\max}} = \frac{1}{3} - 2\sqrt{g_2}. \quad (77)$$

For the parabolic-type orbit corresponding to $e^2 = 1$, $q_{\max} = \infty$ at $\phi = 0$. For the hyperbolic-type orbit corresponding to $e^2 > 1$, the particle approaches from infinity along an incoming asymptote at an angle Ψ_1 given by eq.(29) to the horizontal axis, goes around the star or black hole, and leaves along an outgoing asymptote at an angle Ψ_2 , where

$$\Psi_1 = \gamma^{-1}sn^{-1}\left(\sqrt{1 - \frac{1}{6\sqrt{g_2}}}, \frac{1}{\sqrt{2}}\right), \quad (78)$$

and

$$\Psi_2 = \frac{2K(1/\sqrt{2})}{\sqrt[4]{g_2}} - \Psi_1, \quad (79)$$

where $K(1/\sqrt{2}) = 1.85407$.

The terminating orbit equation (35) in Region I given by Solution (A2) becomes

$$\frac{1}{q} = \frac{1}{3} + \frac{2\sqrt{g_2}}{cn^2(\gamma\phi, 1/\sqrt{2})}. \quad (80)$$

The particle, starting from the initial distance q_1 given by

$$\frac{1}{q_1} = \frac{1}{3} + 2\sqrt{g_2} \quad (81)$$

plunges into the center of the black hole when its polar angle ϕ_1 is given by

$$\phi_1 = \frac{K(1/\sqrt{2})}{\sqrt[4]{g_2}}. \quad (82)$$

For the terminating equation (43) in Region II given by Solution (B), the values of s^2 are given by eq.(73) for the range $-1/3 \leq e^2 \leq -1/2$, $1/12 \leq s^2 \leq 1/9$, and are given by eq.(74) for the range $e^2 \geq -1/2$, $s^2 \geq 1/9$. By noting from eqs.(39)-(42) that $A = -B = \sqrt{12s^2 - 1}/12$, $a = 0$, $\gamma = [(12s^2 - 1)/3]^{1/4}/2$, the orbit equation becomes

$$\frac{1}{q} = \frac{1}{3} + 4\gamma^2 \left(\frac{1 - cn(2\gamma\phi, 1/\sqrt{2})}{1 - cn(2\gamma\phi, 1/\sqrt{2})} \right). \quad (83)$$

The $k^2 = 1/2$ curve in Region II is confined to $e^2 < 1$ as s^2 increases from $1/12$ to ∞ , and thus the initial distance q_2 of the particle from the black hole is always bounded. Indeed $q_2 = 3$ independent of e^2 . The particle, starting from this distance from the black hole, plunges into the center of the black hole when its polar angle ϕ_2 is given by

$$\phi_2 = \frac{K(1/\sqrt{2})}{\gamma}. \quad (84)$$

The above results supplement the results given in Appendix C of ref.[2] that have a gap in the range $-1/3 \leq e^2 < 0$.

(1c) For $k^2 = 1$, Sections 4 and 5 give many special results for this special k^2 value. In particular, we have eq.(50) [or (51)] that gives the coordinates (e^2, s_1^2) of this curve. The non-terminating orbit equation given by Solution (A1) becomes an asymptotic orbit eq.(62). The relevant quantities for $-1/3 \leq e^2 \leq 1$ are given by eqs.(64) and (65), and for $e^2 > 1$ are given by eq.(66) and the description after it. The terminating orbit given by Solution (A2) becomes an unstable circular orbit with the radius given by eq.(69) or (70) that has a range given by eq.(72). The terminating orbit in Region II given by Solution (B) becomes an asymptotic orbit given by eq.(62).

(1d) $k^2 = 1/2 \pm \sqrt{3}/4$ are special values because they correspond to $s^2 = 1/12$ or $g_2 = 0$. Substituting $s^2 = 1/12$ into g_3 and k^2 given by eqs.(14) and (42) show the following: $k^2 = 1/2 + \sqrt{3}/4 = 0.933012$ for all values of $g_3 > 0$ which holds when $\kappa^2 < 8/9$ or when $e^2 < -1/3$; and $k^2 = 1/2 - \sqrt{3}/4 = 0.0669872$ for all values of $g_3 < 0$ which holds when $\kappa^2 > 8/9$ or when $e^2 > -1/3$. Thus the $k^2 = 1/2 \pm \sqrt{3}/4$ curves are represented by a single horizontal straight line ($s^2 = 1/12$ or $g_2 = 0$) and passing through the vertex point V in all our three parameter spaces shown in 2, 13 and 14.

(II) Geometric Eccentricity ε Defined by Eq.(25) for $-1/3 \leq e^2 \leq 1$ in Region I.

(2a) $\varepsilon \rightarrow e$ as $s \rightarrow 0$ for $0 \leq \varepsilon < 1$; and $\varepsilon = 1$ when $e = 1$, i.e. $\varepsilon = e = 1$ for all values of s (see ref.[2]).

(2b) $\varepsilon = 0$ for $k^2 = 0$.

(2c) For $k^2 = 1/2$, the following equations relate the values of s^2 and e^2 on the curve given by eq.(73) to the value of ε defined by eq.(25) for non-terminating orbits in Region I in the range $-1/3 \leq e^2 \leq 1$.

$$e^2 = 1 - \frac{12(1+\varepsilon)^2(1-\varepsilon)(1+3\varepsilon)}{(3+6\varepsilon-\varepsilon^2)^2}, \quad (85)$$

or

$$\varepsilon = \frac{-3(1+e^2) + 2\sqrt{3(1+2e^2)} + 2\sqrt{1-e^2}\sqrt{-3(1+e^2) + 2\sqrt{3(1+2e^2)}}}{7-e^2-2\sqrt{3(1+2e^2)}}, \quad (86)$$

with $\varepsilon = 1$ when $e = 1$; and

$$s^2 = \frac{3+6\varepsilon-\varepsilon^2}{36(1+\varepsilon)^2}, \quad (87)$$

or

$$\varepsilon = \frac{3(1-12s^2) + 2\sqrt{3(1-12s^2)}}{1+36s^2}. \quad (88)$$

(2d) For $k^2 = 1$, the following equations relate the values of s^2 and e^2 on the curve given by eq.(50) or (51) to the value of ε defined by eq.(25) for non-terminating orbits in Region I in the range $-1/3 \leq e^2 \leq 1$.

$$e^2 = \frac{(1+\varepsilon)(-3+5\varepsilon)}{(3-\varepsilon)^2}, \quad (89)$$

or

$$\varepsilon = \frac{-(1+3e^2) + 4\sqrt{1+3e^2}}{5-e^2}, \quad (90)$$

and

$$s^2 = \frac{(3-\varepsilon)(1+\varepsilon)}{4(3+\varepsilon)^2}, \quad (91)$$

or

$$\varepsilon = \frac{1-12s^2 + 2\sqrt{1-12s^2}}{1+4s^2}. \quad (92)$$

(III) The Special Case of $e^2 = 1$.

(3a) For $0 \leq s^2 \leq 1/16$ in Region I. The k^2 and γ given by eqs.(20) and (19) for the non-terminating and terminating orbit equations (18) and (35) can be expressed simply in terms of s^2 by the following equations:

$$s^2 = \frac{k^2}{4(1+k^2)^2}, \quad (93)$$

or

$$k^2 = \frac{1 - 8s^2 - \sqrt{1 - 16s^2}}{8s^2}, \quad (94)$$

$$\gamma^2 = \frac{1}{4(1+k^2)} = \frac{2s^2}{1 - \sqrt{1 - 16s^2}}. \quad (95)$$

For the non-terminating orbits, $q_{\max} = \infty$, and

$$q_{\min} = \frac{1+k^2}{k^2}. \quad (96)$$

For the terminating orbits, the initial distance q_1 of the particle from the black hole is

$$q_1 = 1 + k^2, \quad (97)$$

and the particle plunges into the center of the black hole, for $0 \leq k^2 < 1$, when its polar angle ϕ is equal to ϕ_1 given by eq.(37). For the particular case of $k^2 = 1$, the terminating orbit becomes a circle of radius $q_c = q_1 = 2$.

(3b) For $s^2 > 1/16$ in Region II. The k^2 and γ given by eqs.(42) and (41) have the following simple expressions:

$$k^2 = \frac{1}{2} + \frac{1}{8s}, \quad (98)$$

$$\gamma^2 = \frac{s}{2}. \quad (99)$$

The particle, coming from infinity at $\phi = 0$, plunges into the center of the black hole at a polar angle $\phi = \phi_2$ given by eq.(45).

(IV) The Special Case of $e^2 = -1/3$. The γ , k^2 and q_2 given by eqs.(41), (42) and (44) for the terminating orbits in Region II have the following expressions:

$$\gamma^2 = \frac{1}{4\sqrt{3}} \left\{ (1 - 12s^2)^{2/3} [1 + (1 - 12s^2)^{1/3} + (1 - 12s^2)^{2/3}] \right\}^{1/2}, \quad (100)$$

$$k^2 = \frac{1}{2} - \frac{\sqrt{3}}{4} \frac{(1 - 12s^2)^{1/3}}{|(1 - 12s^2)^{1/3}|} \frac{1 + (1 - 12s^2)^{1/3}}{[1 + (1 - 12s^2)^{1/3} + (1 - 12s^2)^{2/3}]^{1/2}}, \quad (101)$$

and

$$\frac{1}{q_2} = \frac{1}{3} \left\{ 1 + (1 - 12s^2)^{1/3} + (1 - 12s^2)^{2/3} \right\}. \quad (102)$$

These expressions for γ^2 , k^2 and q_2 follow by substituting into eqs. (39)-(42) and (44) $\Delta = s^4(1 - 12s^2)^2/(2^4 \cdot 3)$ for $e^2 = -1/3$. The particle, initially at a distance q_2 from the black hole, terminates its orbit at the center of the black hole at a polar angle $\phi = \phi_2$ given by eq.(45).

(V) The Maximum Value of q_2 In Region II For A Given Value of $e^2 < 0$.

For any given value of $e^2 \leq -1/3$, as we increase s^2 from 0 to ∞ , q_2 in Region II given by eq.(44) increases from 1 at $s^2 = 0$ to a maximum value given by

$$q_{2\max} = \frac{1 - e^2}{-e^2} \quad (103)$$

which occurs at a value of s^2 given by

$$s^2 = \frac{-e^2}{2(1 - e^2)^2}, \quad (104)$$

and as s^2 increases beyond this value, q_2 decreases and becomes equal to 1 when $s^2 = s_2^2$ given by eq.(52), and q_2 continues to decrease to 0 as s^2 increases to ∞ . The same expressions for $q_{2\max}$ and the value of s^2 where $q_{2\max}$ occurs apply for $-1/3 < e^2 < 0$ except that we need to exclude the values of $s_1'^2 \leq s^2 \leq s_1^2$ in Region I for which q_2 is not defined. On the boundary of Region I and of II, the value of q_2 is given by $1/q_2 = 1/3 + 4a$, where $a = (1 - 12s_1'^2)/6$ on $s_1'^2$ and $a = -(1 - 12s_1^2)/6$ on s_1^2 .

Equations (103) and (104) can be proved as follows. We note that q_2 is given by eq.(44) and that a satisfies eq.(16), i.e. $4a^3 - g_2a - g_3 = 0$ from which setting $da/d(s^2) = 0$ gives $a = -1/12 + (1 - e^2)s^2/2$. Substituting this value of a into the cubic equation satisfied by a gives the expression for s^2 given by eq.(104) which in turn gives a simple expression for a and the simple expression for $q_{2\max}$ given by eq.(103).

The γ^2 and k^2 for the s^2 given by eq.(104) where $q_2 = q_{2\max}$ can be obtained from eqs.(41) and (42) and have the following expressions:

$$\gamma^2 = \frac{-e^2}{4(1 - e^2)}, \quad (105)$$

and

$$k^2 = \frac{1}{2} + \frac{1 + 2e^2}{4(-e^2)}, \quad (106)$$

from which the polar angle ϕ_2 with which the particle plunges into the center of the black hole can be calculated from eq.(45).

While the descriptions of the orbital trajectories in Regions I and II already provide a clear picture of what a particle's orbit would look like in different parts of the map (see 1 and 2), the various analytic formulas given in this section can be used to provide quantitative checks of the parameters associated with the orbits at various specific coordinate points of the map. We mention three examples: (i) the values of k^2 given by eq.(94) along $e^2 = 1$ in Region I

(from $s^2 = 0$ to $1/16$), and those given by eq.(98) in Region II (from $s^2 = 1/16$ to ∞) provide useful checks on how the various $k^2 = \text{const.}$ curves radiating from the special vertex point V cross the $e^2 = 1$ line, (ii) as can be checked from eqs.(103) and (104), the values of q_2 of eq.(44) increase from 1 to 4 along $e^2 = -1/3$ as s^2 increases from 0 to $3/32$, and decrease from 4 to 1 as s^2 increases from $3/32$ to $3/4$ (the upper boundary of Regions II), and (iii) the geometrical eccentricity ε given by eqs.(85)-(91) for the precessing elliptic-type orbits corresponding to the specific $k^2 = 1/2$ can be easily tracked as it varies from $\varepsilon = 1$ for $e^2 = 1$, $s^2 = 1/18$ to $\varepsilon = (2/\sqrt{-3 + 2\sqrt{3}} - 1)^{-1} = 0.516588$ for $e^2 = 0$, $s^2 = (3 - \sqrt{3})/18 = 0.0704416$.

8 Newtonian and Non-Newtonian Correspondences

We have used e^2 defined by eq.(15) as one of the two principal parameters for representing the orbit. In this section, we discuss the relation of this parameter to the corresponding Newtonian parameter. It will be seen that some relativistic bounded orbits do not have corresponding Newtonian orbits when appropriate limits are taken.

From eqs.(15) and (7), the squared energy parameter e^2 can be expressed as

$$e^2 = \left(\frac{r^2 \dot{\phi}}{GM} \right)^2 \left\{ \dot{r}^2 + \left(r\dot{\phi} - \frac{GM}{r^2 \dot{\phi}} \right)^2 - \frac{2GM}{c^2} r\dot{\phi}^2 \right\}. \quad (107)$$

We first show how in the Newtonian limit the non-terminating orbits in Region I given by eq.(18) become the Newtonian elliptical, parabolic or hyperbolic orbit and how the energy parameter e becomes the "eccentricity" of the Newtonian orbit.

In Newtonian mechanics, the energy E_0 of a particle of mass m in a gravitational field produced by a massive body of mass M is the sum of its kinetic and potential energies and is given by

$$E_0 = \frac{1}{2}m \left(\dot{r}^2 + r^2 \dot{\phi}^2 \right) - \frac{GmM}{r}, \quad (108)$$

where the derivative $\dot{}$ represents d/dt , t being the ordinary time. If we define the Newtonian eccentricity e_N to be

$$e_N = \left\{ 1 + \frac{2E_0 h^2}{m(GM)^2} \right\}^{1/2}, \quad (109)$$

the Newtonian equation of motion $\ddot{r} - r\dot{\phi}^2 = -GM/r^2$ obtained from eq.(108) can be integrated to give the equation for the orbit given by

$$\frac{1}{r} = \frac{GM}{h^2} (1 - e_N \cos \phi). \quad (110)$$

Equation (110) is used with the usual identification that $0 \leq e_N < 1$ gives an elliptic orbit, $e_N = 1$ gives a parabolic orbit, and $e_N > 1$ gives a hyperbolic orbit. Note that e_N is defined for the range of all positive values $0 \leq e_N \leq \infty$.

Before we discuss how eqs.(107) and (109) are related, and how eq.(110) is an approximation of eq.(18), it is useful to review briefly the curves of conic sections purely from the mathematical point of view. It is known that the equation in the polar coordinates (r, ϕ)

$$\frac{1}{r} = \frac{1}{p}(1 - \varepsilon_C \cos \phi) \quad (111)$$

represents a curve traced by a point, say P , about a focus, say F , on the x -axis, such that the ratio of the distance $r \equiv PF$ to the perpendicular distance PD to a directrix which is a line parallel to the y -axis, is a constant equal to ε_C , i.e. $\varepsilon_C \equiv PF/PD$, and ε_C is defined for all positive values and thus in the range $0 \leq \varepsilon_C \leq \infty$. The parameters ε_C and p characterize three types of curves. The curve is an ellipse for $0 \leq \varepsilon_C < 1$ and $p = a(1 - \varepsilon_C^2)$, a parabola for $\varepsilon_C = 1$ and $p = 2r_{\min}$, and a hyperbola for $\varepsilon_C > 1$ and $p = a(\varepsilon_C^2 - 1)$. For the elliptic curve, the parameters a and $b = a\sqrt{1 - \varepsilon_C^2}$ are associated with the semi-major and semi-minor axes, and ε_C can be shown to be related to r_{\min} and r_{\max} by $\varepsilon_C = (r_{\max} - r_{\min})/(r_{\max} + r_{\min})$. This expression for ε_C in terms of r_{\max} and r_{\min} is not valid for the hyperbolic curve. For the hyperbolic curve, the parameters a and $b = a\sqrt{\varepsilon_C^2 - 1}$ are used to characterize the angles with respect to the x -axis of the two asymptotes.

By identifying the equation of curves of the conic sections given by eq.(111) with the Newtonian orbit equation (110), we say that the Newtonian orbit is an elliptic, parabolic or hyperbolic curve depending on the value of e_N , and we identify e_N with ε_C for the entire range of positive values from 0 to ∞ , and by equating $GM/h^2 = 1/p$.

We now want to see what the Newtonian limit implies from our general relativistic orbit equation (18). First, from eqs.(108) and (109), the Newtonian eccentricity e_N can be expressed as

$$e_N^2 = \left(\frac{r^2 \dot{\phi}}{GM} \right)^2 \left\{ \dot{r}^2 + \left(r\dot{\phi} - \frac{GM}{r^2 \dot{\phi}} \right)^2 \right\}. \quad (112)$$

Comparing eqs.(107) and (112), it is seen that our energy parameter $e \rightarrow e_N$ in the Newtonian limit implies the approximation $\tau \rightarrow t$ and $c \rightarrow \infty$. However, since setting $c = \infty$ is not consistent with reality, we will proceed by stating that $e \rightarrow e_N$ if we take the approximation $\tau \rightarrow t$ and

$$\dot{r}^2 + \left(r\dot{\phi} - \frac{GM}{r^2 \dot{\phi}} \right)^2 \gg \frac{2GM}{c^2} r\dot{\phi}^2. \quad (113)$$

Next, we proceed from eq.(18) to eq.(110) in steps which, by noting eqs.(107) and (113), must be taken with care around the point $e^2 = 0$. For small s^2 ,

expanding the parameters and functions in eqs.(18)-(22) in power series in s , we find [3], for $e^2 > 0$,

$$\begin{aligned} e_1 &= \frac{1}{6} - s^2 - (e^2 + 3)s^4 + .. \\ e_2 &= -\frac{1}{12} + \frac{1}{2}(e + 1)s^2 + \frac{(e + 1)^3}{2e}s^4 + .. \\ e_3 &= -\frac{1}{12} - \frac{1}{2}(e - 1)s^2 + \frac{(e - 1)^3}{2e}s^4 + ... \end{aligned} \quad (114)$$

$$k^2 = 4es^2 \left(1 + \frac{1 + 9e^2 - 2e^3}{e^2}s^2 + .. \right), \quad (115)$$

$$\gamma = \frac{1}{2}[1 - (3 - e)s^2 + ..], \quad (116)$$

$$K(k) = \frac{\pi}{2}(1 + es^2 + ..), \quad (117)$$

and

$$sn(\gamma\phi, k) = \sin \frac{\phi}{2} + \left[\frac{1}{4}e \left(\sin \frac{\phi}{2} + \sin \frac{3\phi}{2} \right) - \frac{3\phi}{2} \cos \frac{\phi}{2} \right] s^2 + ...$$

Substituting the above approximations into eqs.(18), (26) and (27) gives, to the order of s^2 ,

$$\frac{1}{q} = 2s^2 \{1 - \varepsilon \cos[(1 - \delta)\phi]\},$$

which, in terms of r , is the approximate orbit equation

$$\frac{1}{r} = \frac{GM}{h^2} \{1 - \varepsilon \cos[(1 - \delta)\phi]\}, \quad (118)$$

where ε , to the order of s^2 , is given by

$$\varepsilon \simeq e + (e^{-1} - e^3)s^2, \quad (119)$$

and where δ , to the order of s^2 , is given by

$$\delta \simeq 3s^2. \quad (120)$$

δ is related to the precessional angle $\Delta\phi$ given in eq.(27) by $\Delta\phi \simeq 2\pi\delta \simeq 6\pi s^2 = 6\pi[GM/(hc)]^2$ and it is independent of e (to the order s^2) for $0 < e \leq \infty$. Thus if we ignore terms of order s^2 , we recover the Newtonian orbit equation given by

$$\frac{1}{r} = \frac{GM}{h^2}(1 - e \cos \phi). \quad (121)$$

The question that can be posed at this point is whether we can define the Newtonian limit by stating that it is the general relativistic result for small s if we ignore terms of order s^2 and higher.

To proceed, we note that the case $e = 0$ is excluded from the expansions given by eqs.(114)-(117) and it is also clear that $e^2 = 0$ does not satisfy the condition given by eq.(113) and must be treated separately.

For $e^2 = 0$, instead of eqs.(114)-(117), we find

$$\begin{aligned} e_1 &= \frac{1}{6} - s^2 - 3s^4 - 20s^6 + \dots \\ e_2 &= -\frac{1}{12} + \frac{1}{2}s^2 + \frac{\sqrt{2}}{2}s^3 + \frac{3}{2}s^4 + \frac{21\sqrt{2}}{8}s^5 + 10s^6 + \dots \\ e_3 &= -\frac{1}{12} + \frac{1}{2}s^2 - \frac{\sqrt{2}}{2}s^3 + \frac{3}{2}s^4 - \frac{21\sqrt{2}}{8}s^5 + 10s^6 + \dots \end{aligned} \quad (122)$$

$$k^2 = 4\sqrt{2}s^3 \left(1 + \frac{45}{4}s^2 + \dots \right), \quad (123)$$

$$\gamma = \frac{1}{2} - \frac{3}{2}s^2 + \frac{\sqrt{2}}{2}s^3 - \frac{27}{4}s^4 + \frac{33\sqrt{2}}{8}s^5 + \dots \quad (124)$$

$$K(k) = \frac{\pi}{2} \left(1 + \sqrt{2}s^3 + \dots \right), \quad (125)$$

and

$$sn(\gamma\phi, k) = \sin \frac{\phi}{2} - \frac{3\phi}{2}s^2 \cos \frac{\phi}{2} + \frac{\sqrt{2}}{4} \left(\sin \frac{\phi}{2} + \sin \frac{3\phi}{2} \right) s^3 + \dots$$

Substituting the above approximations into eqs.(18), (26) and (27) gives the orbit equation for $e^2 = 0$ in the form given by eq.(118) with the same δ given by eq.(120) but, instead of eq.(119), ε is now given by

$$\varepsilon = \sqrt{2}s \left(1 + \frac{9}{4}s^2 \right) \quad (126)$$

to the order of s^2 . Thus we have an elliptic orbit that precesses with the same angle δ given by eq.(120) but with an eccentricity equal to $\sqrt{2}s + 9\sqrt{2}s^3/4$ to the order s^3 . If we ignore terms of order s^2 , the orbit equation becomes

$$\frac{1}{r} = \frac{GM}{h^2} (1 - \sqrt{2}s \cos \phi), \quad (127)$$

which is a (non-precessing) elliptical orbit with a non-Newtonian eccentricity that is dependent on the speed of light. To the best of our knowledge, this general relativistic elliptical orbit with an eccentricity of the order s has not been noted by other authors. As an example, an elliptic orbit with eccentricity $\varepsilon = 0.079005$ could have resulted from the general relativistic orbit with $e = 0$

[remembering that e is defined by eq.(107) and not eq.(112)] and $s = 0.0554787$ for which the approximation formula (126) gives $\varepsilon \simeq 0.079002$ and the first term alone gives $\sqrt{2}s = 0.078459$, and eq.(120) gives $\delta \simeq 0.009234$. The orbit for $e = 0$ from general relativity becomes a Newtonian circular orbit if we ignore the first order term in s , i.e. ignoring the second order term s^2 and higher order terms is not sufficient to get a Newtonian limit for this case.

It is clear that the entire region characterized by $e^2 \leq 0$ or

$$\dot{r}^2 + \left(r\dot{\phi} - \frac{GM}{r^2\dot{\phi}} \right)^2 \leq \frac{2GM}{c^2} r\dot{\phi}^2 \quad (128)$$

is non-Newtonian in character. This includes all bound orbits in Region I in the range $-1/3 \leq e^2 \leq 0$, and all circular orbits that occur on the curve $s_1'^2$ from the vertex V to the origin O for which $k^2 = 0$ and $\varepsilon = 0$. All circular orbits precess even though the precession angle is not observable [12], and the precession angle is given by eq.(61) which is non-zero unless the radius of the circle is infinite which occurs on $s_1' = 0$ for zero gravitational field. For small s , the precession angle is given approximately by

$$\Delta\phi \simeq 6\pi s^2 \simeq 6\pi \frac{GM}{c^2 r_c},$$

where $r_c \simeq h^2/(GM)$ is the radius of the circular orbit. For small $s_1'^2$, the values of e^2 along the s_1' curve where the circular orbits occur are given by

$$e^2 \simeq -2s_1'^2.$$

For small s_1' and for s just above s_1' inside Region I given by $s^2 = s_1'^2 + (\Delta s)^2$, it can be shown that to the order Δs we have an elliptic orbit similar to eq.(127) given by

$$\frac{1}{r} = \frac{GM}{h^2} [1 - \sqrt{2}(\Delta s) \cos \phi]. \quad (129)$$

To summarize the above results, for small values of s , the general relativistic correction to the Newtonian elliptic orbit is second order in s for $e^2 > 0$ for which the correction appears in the angle of precession, but is first order in s or Δs for $e^2 \leq 0$ for which the correction appears in the eccentricity of the orbit. This division gives a new meaning and significance to the parameter e^2 . The new feature of this result is that if we ignore terms of order s^2 and higher but not terms of order s , then there exist non-Newtonian elliptic orbits of eccentricity $\sqrt{2}s$ given by eq.(127).

For the hyperbolic-type orbit ($e^2 > 1$), in the Newtonian limit for small s^2 , eq.(28) becomes

$$\sin^2 \frac{\Psi_1}{2} \simeq \frac{1}{2} - \frac{1}{2e}, \quad (130)$$

from which we find

$$\Psi_1 \simeq \cos^{-1}\left(\frac{1}{e}\right) \equiv \phi_0, \quad (131)$$

and the complementary angle $\Psi'_1 \equiv 2\pi - \Psi_2$, where Ψ_2 is given by eq.(30), becomes $\Psi'_1 \simeq \phi_0$ also. The Newtonian hyperbolic equation is thus given by eq.(110) or (121) with $e_N = e > 1$ where $\cos^{-1}(1/e) \leq \phi \leq 2\pi - \cos^{-1}(1/e)$. If we define

$$\Theta_{GR} \equiv \Psi_1 + \Psi'_1 \quad (132)$$

and

$$\Theta_{Newton} = 2\phi_0, \quad (133)$$

the difference $\Delta\phi \equiv \Theta_{Newton} - \Theta_{GR}$ can be taken to be an analog of the precession angle given by eq.(27) for a hyperbolic orbit, and for small s^2 , it was shown [3] to be given by

$$\Delta\phi \simeq \left[6\pi - 6\phi_0 + 2(2 + e^{-2})\sqrt{e^2 - 1}\right] s^2. \quad (134)$$

This result is different from the approximation used by Longuski et al. [13]. As discussed in ref.13, an experimental test can be carried out to check this result.

We see that our parameter e^2 defined by eq.(15) or (107) not only has the advantage of being directly associated with the total energy but is also directly related with e_N^2 defined by eq.(109) or (112) in the Newtonian limit for the range $0 < e^2 \leq \infty$. The region characterized by $e^2 \leq 0$ alerted us that there is a region other than the high gravitational field ($s^2 \gg 0$) region in which the orbits are non-Newtonian in character; these include all those orbits for which $e^2 \leq 0$, and all stable circular orbits along s'_1 for all values of s . In particular, for small s and to the order s , a non-Newtonian elliptic orbit given by eq.(127) or (129) for $e^2 \leq 0$ does not have a corresponding counterpart for $e^2 > 0$ [see eq.(121)].

Thus Newtonian mechanics is recovered from general relativity if we ignore terms of order s^2 and higher for $e^2 > 0$, and if we ignore terms of order s and higher for $e^2 \leq 0$, and not from setting $s = 0$. If we set $s = 0$, then eq.(18) from Solution (A1) [for $0 \leq e^2 \leq \infty$] gives $q = \infty$ that can be interpreted as an orbit of infinite radius, and eq.(35) from Solution (A2) [for $0 \leq e^2 \leq \infty$] and eq.(43) from Solution (B) [for $-\infty \leq e^2 \leq 0$] both give the same terminating orbit $q = \cos(\phi/2)$ for which the particle starts from the Schwarzschild horizon $q = 1$ and terminates at the center of the black hole. While these orbits may not mean much by themselves, they are the proper limits of the corresponding orbits as $s^2 \rightarrow 0$. The small s region for the terminating orbits given by Solutions (A2) and (B) is non-Newtonian because the initial position of the particle is very close to the black hole.

One can raise the question of whether, instead of using the energy parameter e and eqs.(18), (35) and (43) for the orbital trajectories, it is more convenient

to start with an orbit equation analogous to the Newtonian orbit equation with an eccentricity ε appropriately defined. This is the approach used by Darwin and extended by Chandrasekhar that we shall discuss and compare with our analysis in the next section.

9 The Analyses of Darwin and Chandrasekhar

Chandrasekhar [5] extended Darwin's work [6] and classified the orbits from the solutions of eq.(8) into three types: (a) The radial geodesics (b) The bound orbits ($\kappa^2 < 1$) and (c) The unbound orbits ($\kappa^2 \geq 1$). The bound and unbound orbits are divided according to three categories (i), (ii) and (iii) which he called orbits of the first and second kind, and orbits with imaginary eccentricities, respectively. Then there are various special cases within each category. Chandrasekhar used various relations and inequalities for characterizing each type of orbit. While all possible orbits (albeit expressed in completely different expressions from ours) are in indeed in place, they are not clearly located on a "map" with coordinates that can be easily identified with the commonly used physical parameters. By briefly describing Chandrasekhar's work and analysis of these orbits and comparing them with ours, we intend to clarify this point in this section.

We do not discuss the radial geodesics (of zero angular momentum) which is a simple special case. For the purpose of comparing Chandrasekhar's work with ours, it is easier to group the orbits according to the three categories (i), (ii) and (iii) which can be identified to those corresponding to what we call Solutions (A1), (A2) and (B).

We first describe the orbits of the first kind which, as we shall see, correspond to the non-terminating orbits in Region I (solution A1) given by eq.(18) in our case. For convenience of comparison, we use our notations to describe Chandrasekhar's solution and parameters. To make it resemble the equation for the Newtonian orbit, his solution of eq.(8) is expressed as

$$u = \frac{1}{\ell}(1 + \varepsilon \cos \chi), \quad (135)$$

where ℓ is the (generalized) "latus rectum" and ε is the (generalized) "eccentricity" that are defined from the three real roots u_1, u_2, u_3 of the cubic equation under the condition $\Delta \leq 0$ with $u_1 \leq u_2 \leq u_3$ as

$$\begin{aligned} u_1 &= \frac{1}{\ell}(1 - \varepsilon), \\ u_2 &= \frac{1}{\ell}(1 + \varepsilon), \\ u_3 &= \frac{c^2}{2GM} - \frac{2}{\ell}. \end{aligned} \quad (136)$$

The "polar angle" χ in eq.(135) is related to the polar angle ϕ of the spherical coordinate used in eqs.(3)-(5) by

$$\phi = \frac{2}{(1 - 6\mu + 2\mu\varepsilon)^{1/2}} F\left(\frac{\pi}{2} - \frac{\chi}{2}, k\right), \quad (137)$$

where

$$\mu = \frac{GM}{c^2\ell}, \quad (138)$$

and $F(\theta, k)$ is the incomplete elliptic integral of the first kind with modulus k given by

$$k^2 = \frac{4\mu\varepsilon}{1 - 6\mu + 2\mu\varepsilon}. \quad (139)$$

The three roots of the cubic equation

$$\alpha u^3 - u^2 + (2GM/h^2)u + c^2(\kappa^2 - 1)/h^2 = 0 \quad (140)$$

given by eq.(136) are related to our three roots of the cubic equation (16) by

$$\begin{aligned} \alpha u_3 &= 1 - 4\mu = \frac{1}{3} + 4e_1, \\ \alpha u_2 &= 2\mu(1 + \varepsilon) = \frac{1}{3} + 4e_2, \\ \alpha u_1 &= 2\mu(1 - \varepsilon) = \frac{1}{3} + 4e_3, \end{aligned} \quad (141)$$

where the dimensionless parameter μ is related to largest root e_1 given in eq.(21) in our formulation by

$$\mu = \frac{1}{6} - e_1, \quad (142)$$

and where the geometrical eccentricity ε is related to e_2 and e_3 in our formulation by eq.(26). However, Chandrasekhar not only extended the range of values of ε to beyond 1 but also used it for the orbits of the second kind. It should be noted that for orbits of the first kind, ε has a simple geometrical meaning only when $0 \leq \varepsilon \leq 1$. For orbits of the second kind, ε has no geometrical meaning for any value of ε .

Indeed characterizing the orbits of the first and second kinds according to (μ, ε) is equivalent to characterizing these orbits according to (e_1, e_2) since $e_3 = -(e_1 + e_2)$. The relationships of the parameters μ, ε and our parameters e^2, s^2 can be shown to be given by the following equations:

$$s^2 = \mu[1 - \mu(3 + \varepsilon^2)], \quad (143)$$

and

$$1 - e^2 = \frac{(1 - 4\mu)(1 - \varepsilon^2)}{[1 - \mu(3 + \varepsilon^2)]^2}. \quad (144)$$

It is clear from these two equations that rather complicated combinations of the parameters μ and ε are required to express the parameters s^2 and e^2 which are related simply to the angular momentum and total energy of a particle in a gravitational field. These dimensionless energy and field parameters e^2 and s^2 arise naturally in the analytic solutions of eq.(13). A large part of Chandrasekhar's work includes expressing the constraints on μ and ε that are required for different types of orbits. An inequality which is repeatedly stated that must hold for the orbits of the first and second kinds, bound or unbound, is $1 - \mu(3 + \varepsilon^2) \geq 0$, which, as can be seen from eq.(143), is simply a requirement that $s^2 \geq 0$. Another required inequality for the orbits of the first and second kinds, bound or unbound, is $1 - 6\mu - 2\mu\varepsilon \geq 0$, which can be shown to be simply $e_1 \geq e_2$. Other required inequalities such as $\mu < 1/4$, $0 \leq \varepsilon^2 < 1$ for the bound orbits, and $\mu < 1/4$, $\varepsilon^2 \geq 1$ for the unbound orbits, for the first and second kinds, are clearly associated with the identifications $0 \leq e^2 < 1$ and $e^2 \geq 1$ respectively. We again mention that while ε has a simple physical meaning of geometrical eccentricity for the orbits of the first kind in the range $0 \leq \varepsilon < 1$, it does not have any simple physical meaning for the other two kinds of orbits for any value of ε ; whereas our parameter e^2 defined by eq.(15) not only has a simple physical meaning for all values in the range $-\infty \leq e^2 \leq +\infty$ and for all orbits, it also has a well-defined Newtonian limit as $e \rightarrow e_N$ given by eq.(109) in the limit of very small s values for the range $0 < e \leq \infty$. Other relationships such as $\varepsilon = 0$ implies $k^2 = 0$, and $2\mu(3 + \varepsilon) = 1$ implies $k^2 = 1$ can be seen easily from eq.(139).

For the case of stable circular orbits arising from the orbits of the first kind for which $\varepsilon = 0$, we have $\mu = (2q_c)^{-1}$, where $3 \leq q_c \leq \infty$ is given by eq.(58), and

$$\kappa^2 = \frac{\left(1 - \frac{1}{q_c}\right)^2}{1 - \frac{3}{2q_c}}. \quad (145)$$

In terms of our parameter $s_1'^2$, we have

$$s_1'^2 = \frac{1 - \frac{3}{2q_c}}{2q_c}, \quad (146)$$

and the corresponding value of e^2 is

$$e^2 = \frac{\frac{9}{4} - q_c}{\left(\frac{3}{2} - q_c\right)^2}. \quad (147)$$

The parameter μ can be expressed in terms of $s_1'^2$ and the corresponding e^2 as

$$\mu = \frac{1}{6} \left\{ 1 - (1 - 12s_1'^2)^{1/2} \right\} = \frac{1 - 3e^2 - (1 + 3e^2)^{1/2}}{9(1 - e^2)}. \quad (148)$$

For ISCO (the innermost stable circular orbit), $q_c = 3$, $\mu = 1/6$, $\kappa^2 = 8/9$, $e^2 = -1/3$ and $s^2 = 1/12$.

For the orbits of the second kind which correspond to the terminating orbits in Region I (Solution A2) in our case, the roots of the cubic equation (140) are still given by the same eq.(141), and the parameters μ and ε are still defined or related to our formulation by eqs.(142) and (26), but the orbit equation is given by

$$u = \left(\frac{c^2}{2GM} - \frac{2}{\ell} \right) + \left(\frac{c^2}{2GM} - \frac{3+\varepsilon}{\ell} \right) \tan^2 \frac{\xi}{2}, \quad (149)$$

where ξ is related to the polar angle ϕ by

$$\phi = \frac{2}{(1-6\mu+2\mu\varepsilon)^{1/2}} F\left(\frac{\xi}{2}, k\right), \quad (150)$$

where the modulus of the incomplete elliptic integral of the first kind $F(\theta, k)$ is given by the same expression (139). Equations (143), (144), and the statements made following eq.(144) all hold for the orbits of the second kind. Remember that the orbit equation (149) for the special case $\varepsilon = 0$ and hence $k^2 = 0$ still gives, not a circular orbit, but a terminating orbit given by eq.(67). On the other hand, the orbit equation (149) for the special case $2\mu(3+\varepsilon) = 1$ and hence $k^2 = 1$ gives an unstable circular orbit with a radius given by eq.(69), and μ can be expressed in terms of the radius of this circle by $\mu = (q_u - 1)/(4q_u)$ or $1/4 - 1/(4q_u)$, where $1.5 \leq q_u < 3$. The expressions for κ^2 , s_1^2 and e_1^2 in terms of q_u are remarkably similar to those in eqs.(145)-(147), and they are given by

$$\kappa^2 = \frac{\left(1 - \frac{1}{q_u}\right)^2}{1 - \frac{3}{2q_u}}, \quad (151)$$

$$s_1^2 = \frac{1 - \frac{3}{2q_u}}{2q_u}, \quad (152)$$

and

$$e_1^2 = \frac{\frac{9}{4} - q_u}{\left(\frac{3}{2} - q_u\right)^2}, \quad (153)$$

while the expression for μ in terms of s_1^2 and the corresponding e^2 is

$$\mu = \frac{1}{4} - \frac{1}{12} \left\{ 1 + (1 - 12s_1^2)^{1/2} \right\} = \frac{1}{4} - \frac{1 - 3e^2 + (1 + 3e^2)^{1/2}}{18(1 - e^2)}. \quad (154)$$

We also have the following expression for κ^2 in terms of ε :

$$1 - \kappa^2 = \frac{1 - \varepsilon^2}{9 - \varepsilon^2}, \quad (155)$$

and the expressions for s_1^2 and the corresponding e^2 in terms of ε are given in eqs.(91) and (89).

As we pointed out in eqs.(64) and (65) in our discussion of Solution (A1) for $k^2 = 1$, the geometrical eccentricity ε has a physical meaning expressed by eq.(25) for q_{\max} and q_{\min} of the orbit of the first kind (Solution A1) for $0 \leq \varepsilon \leq 1$ or $-1/3 \leq e^2 \leq 1$. We have used the same ε defined by eq.(26) for the orbit of Solution (A2) to express q_u which is also the radius of the asymptotic circle given by eq.(65) or (69). In Section 6, we described the relationship between q_u given by eq.(69) and q_{\min} given by eq.(65) and the continuations of the orbits across the boundary from Region I to II.

For both orbits of the first and second kinds for the special case of $2\mu(3+\varepsilon) = 1$, e^2 and s^2 are related to ε defined by eq.(26) by eqs.(89) and (91) which show that $e^2 \rightarrow \infty$ and $s^2 \rightarrow 0$ as $\varepsilon \rightarrow 3$ and thus the values of ε are restricted to < 3 for the special case $2\mu(3+\varepsilon) = 1$. The inequality given by eq.(72) implies $0 \leq \varepsilon \leq 3$ from eq.(71).

For the orbits with imaginary eccentricities which correspond to the terminating orbits in Region II in our case, the roots of the cubic equation (140) consist of one real root and two complex conjugate roots and are related to the roots in our formulation by

$$\begin{aligned}\alpha u_1 &= 1 - 4\mu = \frac{1}{3} + 4a, \\ \alpha u_2 &= 2\mu(1 + i\varepsilon) = \frac{1}{3} + 4b, \\ \alpha u_2 &= 2\mu(1 - i\varepsilon) = \frac{1}{3} + 4\bar{b},\end{aligned}\tag{156}$$

where a , b and \bar{b} are defined by eq.(40) and the line below it. The parameters μ and ε are related to a , b and \bar{b} and to A and B of eqs.(39) and (40) by

$$\mu = \frac{1}{6} - a = \frac{1}{6} - (A + B),\tag{157}$$

and

$$\varepsilon = -i \frac{6(b - \bar{b})}{1 - 6a} = \frac{6\sqrt{3}(A - B)}{1 - 6(A + B)}.\tag{158}$$

As in the case $\varepsilon > 1$ for Solution (A1) and for all values of ε defined by eq.(26) for Solution (A2), the ε here defined by eq.(158) for Solution B has no simple physical meaning at all. The orbit equation is expressed in the form

$$u = \frac{1}{\ell} \left(1 + \varepsilon \tan \frac{\xi}{2} \right),\tag{159}$$

where ξ is related to the polar angle ϕ by an elliptic integral, and the squared modulus k^2 of the elliptic integral is related to ε and μ in a somewhat more complicated way through several equations (see [5] p.112). The relationships

of the parameters μ, ε and our parameters e^2, s^2 are given by the following equations:

$$s^2 = \mu[1 - \mu(3 - \varepsilon^2)], \quad (160)$$

and

$$1 - e^2 = \frac{(1 - 4\mu)(1 + \varepsilon^2)}{[1 - \mu(3 - \varepsilon^2)]^2}. \quad (161)$$

The bound orbits for orbits with imaginary eccentricities are specified by $\mu < 1/4$ and the unbound orbits by $\mu \geq 1/4$ and $1 - \mu(3 - \varepsilon^2) > 0$, and there is no upper limit for ε^2 for either bound or unbound orbits. The parameter ε is related to the three roots a , b , and \bar{b} of the cubic equation (16) by eq.(158). The bound and unbound orbits are specified simply in our case by $e^2 < 1$ (which ensures that $a > -1/12$ for eq.(43)) and $e^2 \geq 1$ (which ensures that $a \leq -1/12$).

The motivation of Darwin's and Chandrasekhar's analyses is to express the orbit equation (135) in a way which resembles the Newtonian orbit equation with the introduction of the "latus rectum" ℓ (and thus μ) and "eccentricity" ε . However, this is done at the expense that not only the "polar angle" χ or ξ is not easily related to the polar angle ϕ of the spherical coordinate, but also that ℓ and ε (that can become imaginary) do not have simple physical meanings for most of these orbits. The two parameters ℓ and ε in essence represent roots of the cubic equation (140), and the entirety of all possible orbits cannot be conveniently placed in a parameter space that is directly related to the commonly used physical quantities.

Incidentally, for the unbound orbits of the first kind (Solution A1 for $e^2 > 1$) and the unbound terminating orbits in Region II (solution B for $e^2 > 1$), an impact parameter b can be defined. Chandrasekhar gave this impact parameter incorrectly as (see [5], p.114)

$$b = \frac{h\kappa/c}{\sqrt{\kappa^2 - 1}}. \quad (162)$$

The correct impact parameter is [3]

$$b = \frac{h/c}{\sqrt{\kappa^2 - 1}}, \quad (163)$$

where h and κ are defined by eqs.(5) and (6). In terms of e^2 and s^2 , the dimensionless impact parameter is given by eq.(34). The possible cause of error in eq.(162) is the following oversight: When a particle of rest mass m_0 initially very far away from the star or black hole has an initial velocity v_∞ and an impact parameter b from the star or black hole, the angular momentum h per unit rest mass of the particle is not $h = v_\infty b$, but should be $h = mv_\infty b/m_0$, where $m = m_0/\sqrt{1 - v_\infty^2/c^2}$.

10 Summary and Commentary

We have presented three possible analytic solutions for the orbit of a particle in the Schwarzschild geometry in explicitly simple forms by eqs.(18), (35) and (43), and we have presented a universal map with coordinates (e^2, s) [as in 1 and 2] on which all possible orbits arising from these three solutions can be placed, where the two dimensionless parameters e^2 and s^2 [defined by eqs.(15) and (11)] which we call the energy and field parameters respectively, are in the ranges $-\infty \leq e^2 \leq \infty$ and $0 \leq s \leq \infty$. We have presented but not used two other maps with coordinates (κ^2, s^2) (13) and $(-g_3, -g_2)$ (14) that could be interesting alternatives where κ , g_2 and g_3 are defined by eqs.(6) and (14). The non-terminating orbit solution (18) and the terminating orbit solution (35) occur in Region I ($\Delta \leq 0$), and the other terminating orbit solution (43) occurs in Region II ($\Delta > 0$), where Δ is defined by eq.(17). In contrast to the analyses of other authors that used various mathematical inequalities for separating and discussing the different regions, Region I is explicitly shown (in 1) to be bounded on the left by $s = s'_1$ given by eq.(48) that is obtained from setting $\Delta = 0$ and $k^2 = 0$ [see eqs.(20) and (42)], and it is bounded on the top by $s = s_1$ given by eq.(50) that is obtained from setting $\Delta = 0$ and $k^2 = 1$, and Region II is bounded on the top for $e^2 \leq 1$ by $s = s_2$ given by eq.(52).

The use of e^2 and s^2 for characterizing an orbit is seen to arise naturally from eq.(10) or (13), and the advantage of this characterization is enhanced by the fact that the non-terminating orbits inside Region I (excluding its boundaries) can be conveniently classified into three types: the elliptic-type for $-1/3 \leq e^2 < 1$ (3), the parabolic-type for $e^2 = 1$ (4), and the hyperbolic-type for $e^2 > 1$ (5). With the star or black hole at the origin, the elliptic-type orbit is a bound precessing elliptic orbit with the precessional angle $\Delta\phi$ given by eq.(27) and with q_{\max} and q_{\min} given by eqs.(23) and (24). The parabolic-type orbit is an unbound orbit in which a particle approaches from infinity at $\phi = 0$ and can, in general, go around the star or black hole a number of times as its polar angle increases from 0 to $2K(k)/\gamma$ before going off to infinity. The hyperbolic-type orbit is also an unbound orbit in which a particle approaches from infinity along an incoming asymptote at an angle Ψ_1 given by eq.(29) to the horizontal axis, turning counter-clockwise about the star to its right on the horizontal axis, and leaving along an outgoing asymptote at an angle Ψ_2 given by eq.(30). The x coordinates of the points where the two asymptotes intersect the horizontal axis relative to the origin are given by eq.(32), a straight line through the origin that makes an angle χ with the horizontal axis given by eq.(33) is the symmetry axis of the hyperbolic-type orbit, and the impact parameter or the perpendicular distance from the origin to the asymptote is given by eq.(34). As for the terminating orbits inside Region I, a particle initially at a distance q_1 given by eq.(36) from the black hole at $\phi = 0$ plunges into the center of the black hole when the polar angle $\phi = \phi_1$ given by eq.(37), and q_1 is finite for all values of e^2 (6, 7 and 8). Region II allows only terminating orbits. The initial distance q_2 of the particle from the black hole is finite and is given by eq.(44) for $-\infty \leq e^2 < 1$ (9 and 12), it is infinite at $\phi = 0$ for $e^2 = 1$ (10), and it is

infinite at $\phi = \Psi_2$ given by eq.(46) for $e^2 > 1$ (11). The particle plunges into the center of the black hole when its polar angle $\phi = \phi_2$ given by eq.(45).

Two types of orbits occur on the boundary s'_1 : stable circular orbits of radii q_c given by eq.(57) and terminating orbits given by eq.(67). Two types of orbits occur on the boundary s_1 : unstable circular orbits of radii q_u given by eq.(69), and asymptotic orbits given by eq.(62) with the particle starting from $q = q_{\max}$ for $-1/3 \leq e^2 < 1$ (15), or with the particle starting from infinity at the polar angle $\phi = \Psi_1$ given by eq.(66) for $e^2 \geq 1$ (16 and 17). The asymptotic orbits end up circling the star or black hole with a radius that asymptotically approaches q_{\min} given by eq.(65). As the boundary s_1 is crossed from Region I to Region II, the non-terminating orbit of Region I becomes an asymptotic orbit on s_1 and then becomes the terminating orbit of Region II, while the terminating orbit of Region I becomes an unstable circular orbit on s_1 and becomes part of the terminating orbit in Region II. On the other hand, as the boundary s'_1 is crossed from Region II to Region I, the terminating orbit of Region II becomes a terminating orbit on s'_1 and then becomes the terminating orbit of Region I, while a stable circular orbit becomes possible on s'_1 and then becomes an elliptical orbit in Region I. These transitions are illustrated by pictures of the corresponding changes in the "effective potential" curve W (18-23). All these observations could not have been so clearly presented without the help of the two curves that clearly mark the boundaries s'_1 and s_1 between Regions I and II on a universal map (1 and 2). We consider the presentation of all these clearly identifiable transitions of orbits from Region I to Region II to be one of the distinctive results of this paper.

The use of e^2 for characterizing the orbits is also related to the fact that in the weak field limit and for $e^2 \geq 0$, e becomes the Newtonian eccentricity e_N that describes the classical Newtonian orbit given by eq.(110) or (121), as can be seen from eqs.(107)-(109) and (112). Thus the usual division of the Newtonian orbit into elliptic for $0 \leq e_N < 1$, parabolic for $e_N = 1$, and hyperbolic for $e_N > 1$ is seen to be a special case of the division for the general relativistic non-terminating orbits in Region I. We showed that in Region I close to s'_1 , there exist elliptic orbits with a non-Newtonian eccentricity as shown in eqs. (127) and (129). For the hyperbolic-type orbits in the Newtonian limit, an approximate analytic expression [eq.(134)] has been presented that gives the difference between the general relativistic and the Newtonian calculations for the angle between the two asymptotes and this expression is different from the one given by other authors [13].

The power of our analytic expressions for the orbits in the Schwarzschild geometry is further illustrated by the numerous analytic simple expressions for many quantities that are presented for various special cases in Section 7. These examples include the cases of $k^2 = 0$, $1/2$, and 1 , and of $e^2 = 1$ and $-1/3$, and the expressions include those for ε , the geometrical eccentricity defined by eq.(25), q_1 and q_2 discussed above, and also $q_{2\max}$ in the region $e^2 < 0$. Every expression from Eq.(73) to Eq.(106) has been used to check the extensive numerical data for various orbits that were presented in refs.[2] and [3], and we consider these simple relationships to be a bonus of our analytic formulation of

the problem.

To better appreciate our presentation and characterization of all possible orbits in the Schwarzschild geometry, we described in Section 9 the analysis of Chandrasekhar [5] in terms of our notations for the purpose of comparisons. Equations (135), (149) and (159) are, respectively, mathematically equivalent to our eqs.(18), (35) and (43). Instead of using the parameters e^2 and s as we adopted, Chandrasekhar's formulation essentially used the parameters ε defined by eqs.(26) and (158), and μ defined by eq.(138), for characterizing the orbits, but he often had to refer to the total energy [E of eq.(6)] and total angular momentum L [which is a constant multiple of h of eq.(5)] of the particle and the effective potential energy curve when discussing certain features of the orbits. Although the orbit equations appear to involve only simple trigonometric functions, the "polar angles" χ and ξ are not the actual physical polar angle ϕ but are complicated implicit functions of ϕ [see eqs.(137), (150), and the quote after eq.(159)]. The two important physical quantities, E and h , are not only complicated functions of ε and μ , but the relations are different for different types of orbits [see eqs.(143), (144), (160), and (161)]. The parameter ε can be real or purely imaginary, but it has a physical meaning given by eq.(25) only in the range of real values between 0 and 1. The boundaries between different regions for different types of orbits are expressed as certain equations that relate ε and μ . Chandrasekhar's formalism does not present all possible orbits on a single universal map. The numerous equations in Section 9, however, provide the connections of Chandrasekhar's formulation to ours that would be helpful to many readers who are familiar with the former. Equation (163) or (34) also corrects an erroneous expression (162) given by Chandrasekhar.

Acknowledgements

We are very grateful to Dr. J.L. Martin for his many comments and for drawing our attention to his work on the circular orbits, and to Christopher Berry for his helpful comments and interest.

References

*Electronic address: fhioe@sjfc.edu

- [1] F.T. Hioe, Phys. Lett. A 373, 1506 (2009).
- [2] F.T. Hioe and D. Kuebel, Phys. Rev. D 81, 084017 (2010).
- [3] F.T. Hioe and D. Kuebel, arXiv:1008.1964 v1 (2010).
- [4] F.T. Hioe and D. Kuebel, arXiv:1010.0996 v2 (2010).
- [5] S. Chandrasekhar: The Mathematical Theory of Black Holes, Oxford University Press, 1983, Chapter 3.
- [6] C. Darwin, Proc. Roy. Soc. Lond. A249, 180 (1958), *ibid.* A263, 39 (1961).
- [7] A.R. Forsyth, Proc. Roy. Soc. Lond. A97, 145 (1920).
- [8] E.T. Whittaker: A Treatise on the Analytical Dynamics of Particles and Rigid Bodies, 4th Edition, Dover, New York, 1944, Chapter XV.
- [9] Y. Hagihara, Japanese Journal of Astronomy and Geophysics VIII, 67 (1931).

- [10] M.P. Hobson, G. Efstathiou and A.N. Lasenby: General Relativity, Cambridge University Press, 2006, Chapters 9 and 10.
- [11] P.F. Byrd and M.D. Friedman: Handbook of Elliptic Integrals for Engineers and Scientists, 2nd Edition, Springer-Verlag, New York, 1971.
- [12] J.L. Martin: General Relativity, Revised Edition, Prentice Hall, New York 1996, Chapter 4, and private communication.
- [13] J.M. Longuski, E. Fischbach, and D.J. Scheeres, Phys. Rev. Lett. 86, 2942 (2001), J.M. Longuski, E. Fischbach, D.J. Scheeres, G. Giampieri, and R.S. Park, Phys. Rev. D 69, 042001 (2004).

TEX

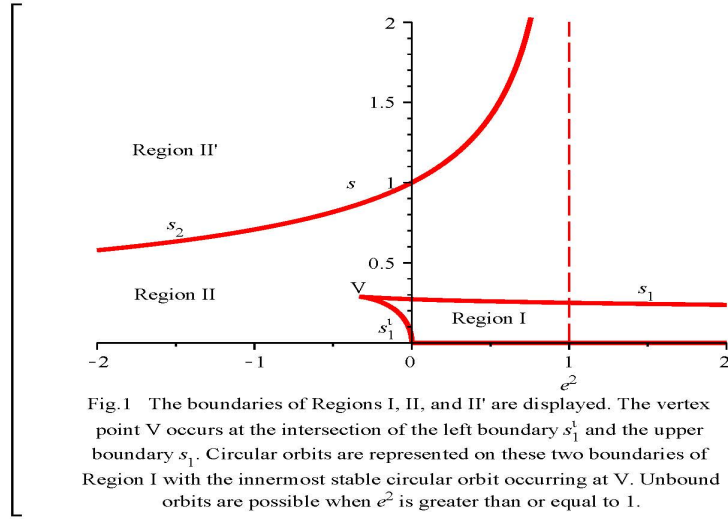


Figure 1: The boundaries of Regions I, II and II' are displayed. The vertex point V occurs at the intersection of the left boundary s'_1 and the upper boundary s_1 .

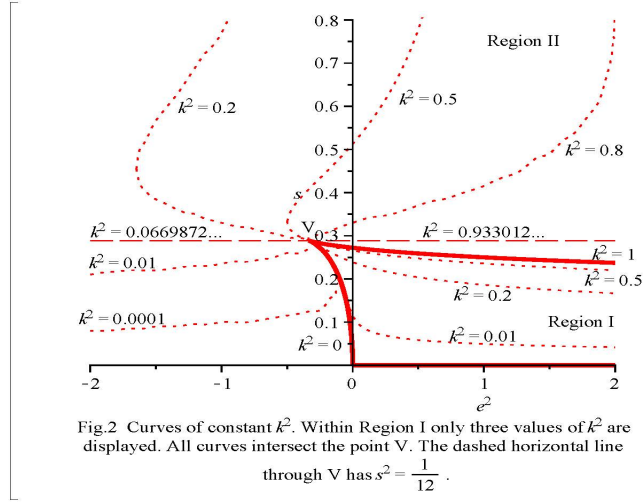


Figure 2: Curves of constant k^2 . Within Region I only three values of k^2 are displayed. All curves intersect the point V. The dashed horizontal line through V has $s^2 = 1/12$.

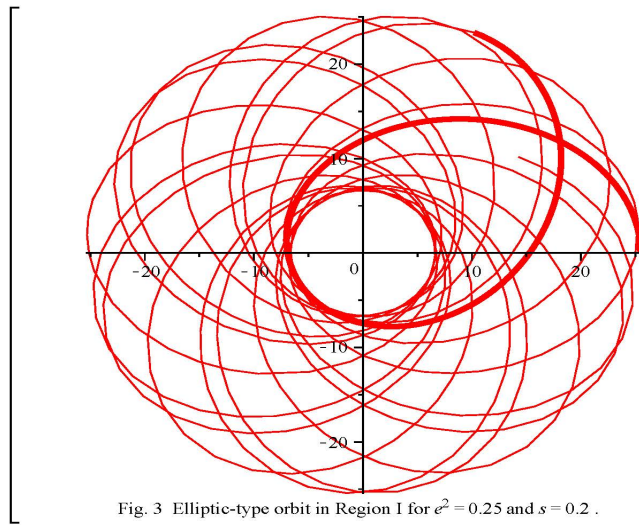


Figure 3: Elliptic-type orbit in Region I for $e^2 = 0.25$ and $s = 0.2$.

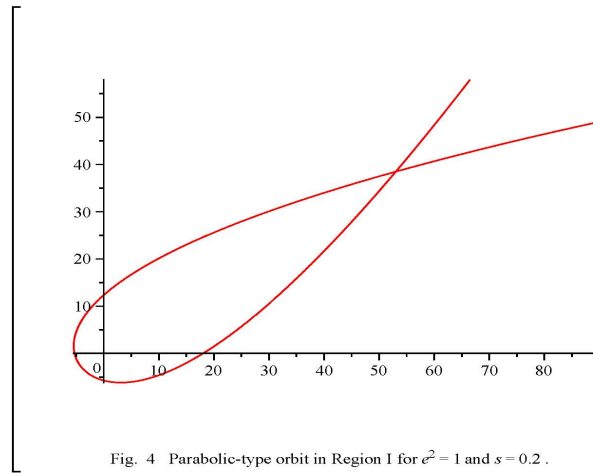


Fig. 4 Parabolic-type orbit in Region I for $e^2 = 1$ and $s = 0.2$.

Figure 4: Parabolic-type orbit in Region I for $e^2 = 1$ and $s = 0.2$.

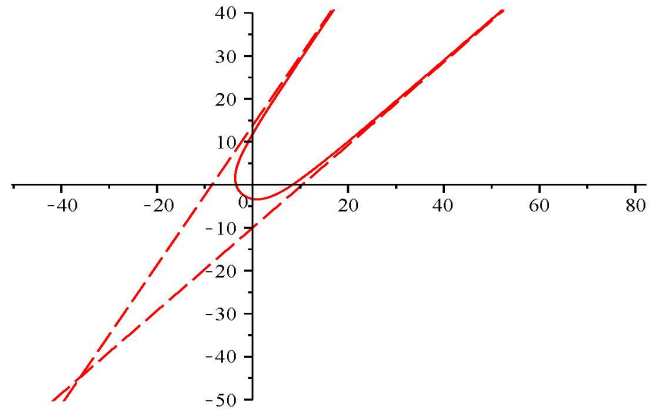


Fig. 5 Hyperbolic orbit in Region I for $e^2 = 4$ and $s = 0.2$. The asymptotes to the orbit are also displayed.

Figure 5: Hyperbolic-type orbit in Region I for $e^2 = 4$ and $s = 0.2$. The asymptotes to the orbit are also displayed.

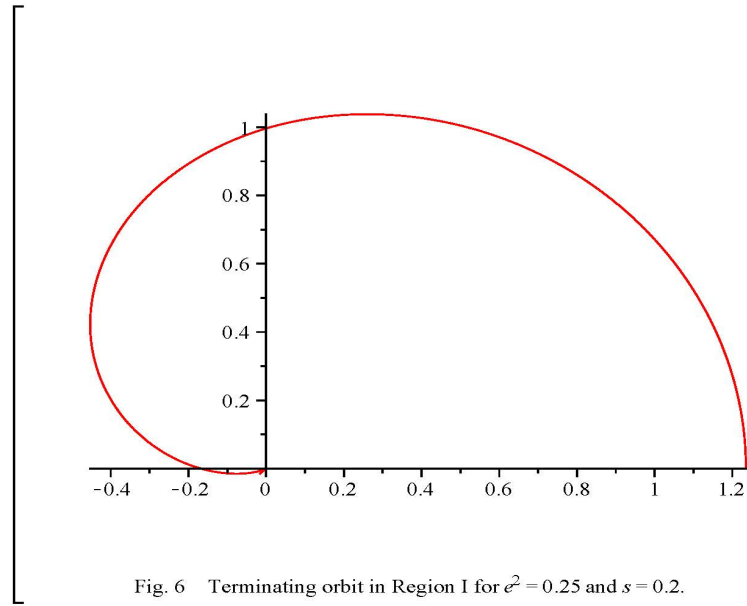


Fig. 6 Terminating orbit in Region I for $e^2 = 0.25$ and $s = 0.2$.

Figure 6: Terminating orbit in Region I for $e^2 = 0.25$ and $s = 0.2$.

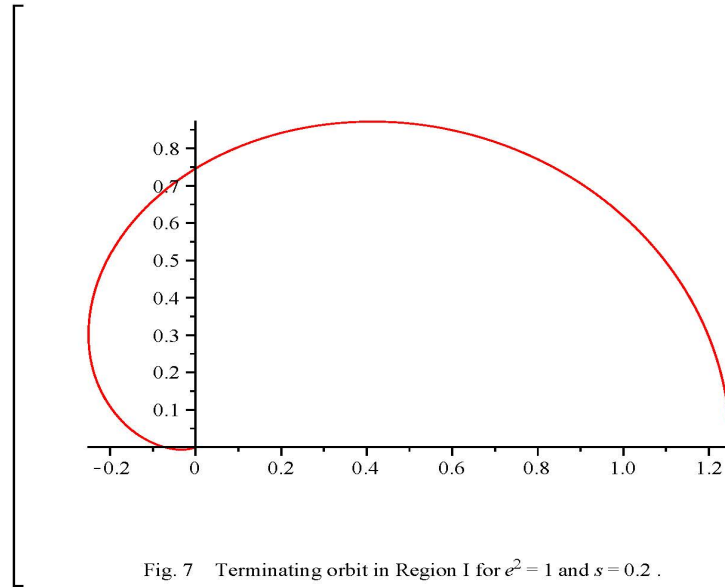


Fig. 7 Terminating orbit in Region I for $e^2 = 1$ and $s = 0.2$.

Figure 7: Terminating orbit in Region I for $e^2 = 1$ and $s = 0.2$.

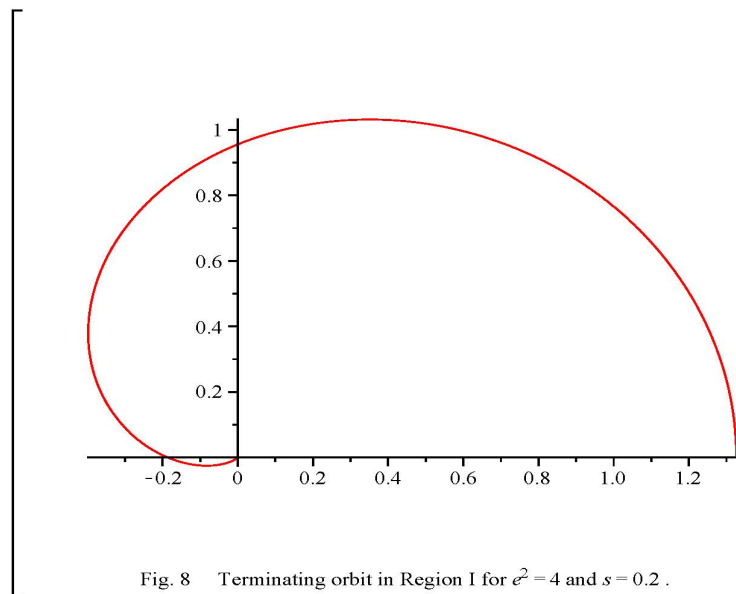


Figure 8: Terminating orbit in Region I for $e^2 = 4$ and $s = 0.2$.

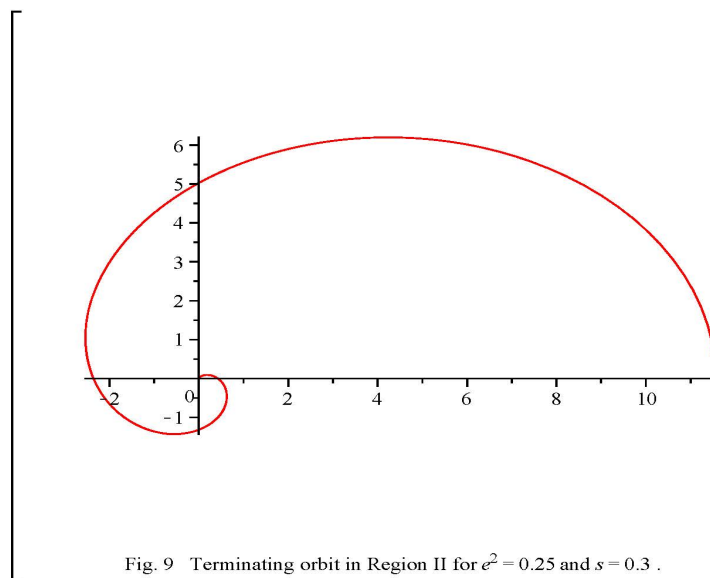


Figure 9: Terminating orbit in Region II for $e^2 = 0.25$ and $s = 0.3$.

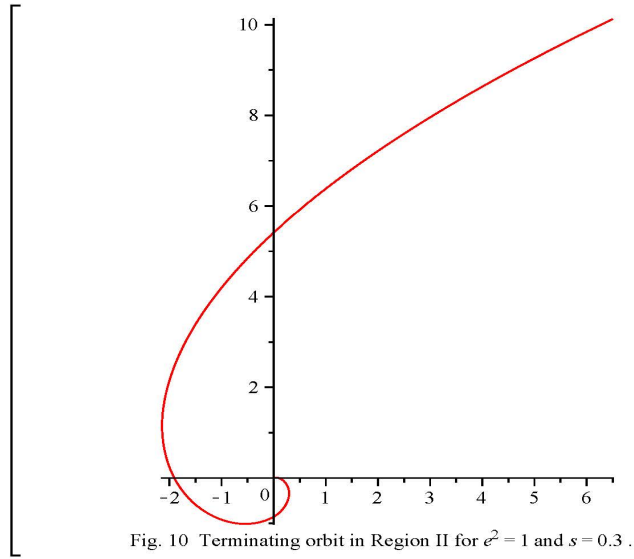


Fig. 10 Terminating orbit in Region II for $e^2 = 1$ and $s = 0.3$.

Figure 10: Terminating orbit in Region II for $e^2 = 1$ and $s = 0.3$.

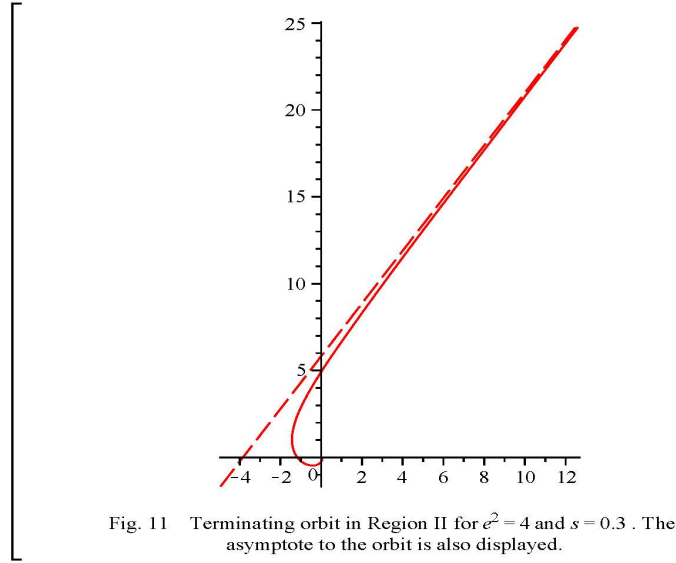


Figure 11: Terminating orbit in Region II for $e^2 = 4$ and $s = 0.3$. The asymptote to the orbit is also displayed.

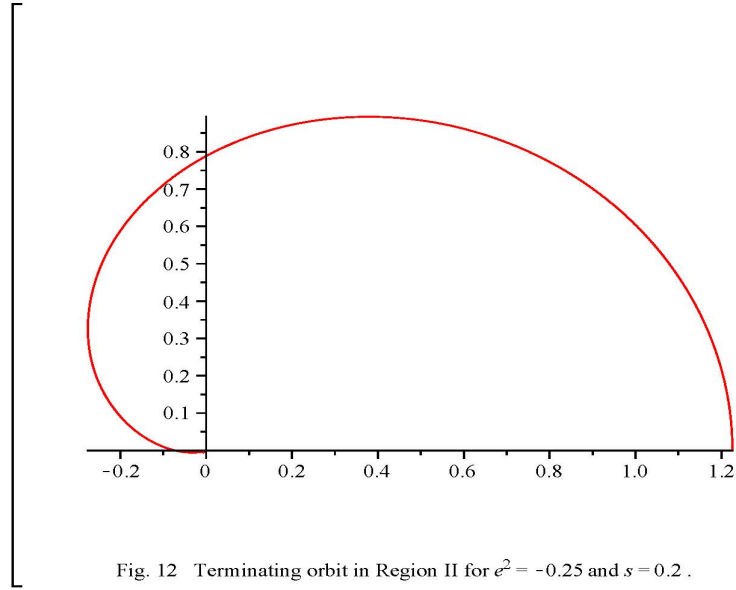


Fig. 12 Terminating orbit in Region II for $e^2 = -0.25$ and $s = 0.2$.

Figure 12: Terminating orbit in Region II for $e^2 = -0.25$ and $s = 0.2$.

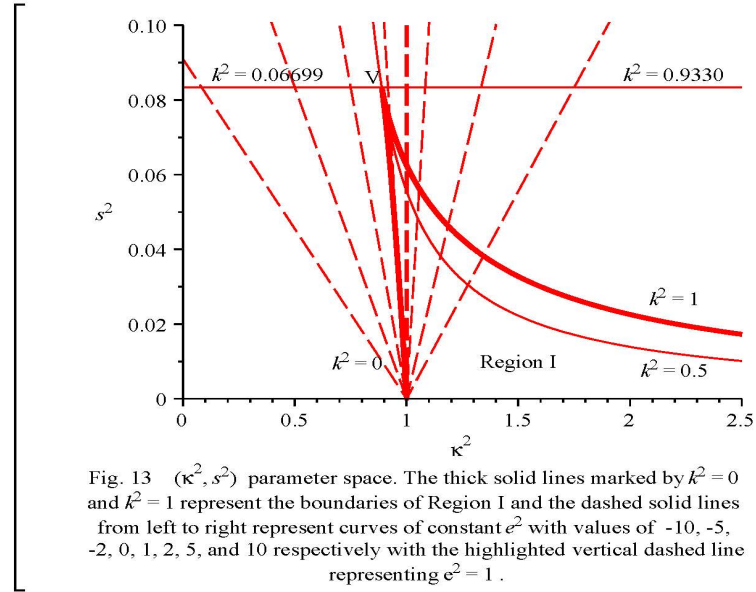


Figure 13: (κ^2, s^2) parameter space. The thick lines marked by $k^2 = 0$ and $k^2 = 1$ represent the boundaries of Region I and the dashed solid lines represent curves of constant e^2 with values of, from left to right, -10, -5, -2, 0, 1, 2, 5, and 10 respectively with the highlighted vertical dashed line representing $e^2 = 1$.

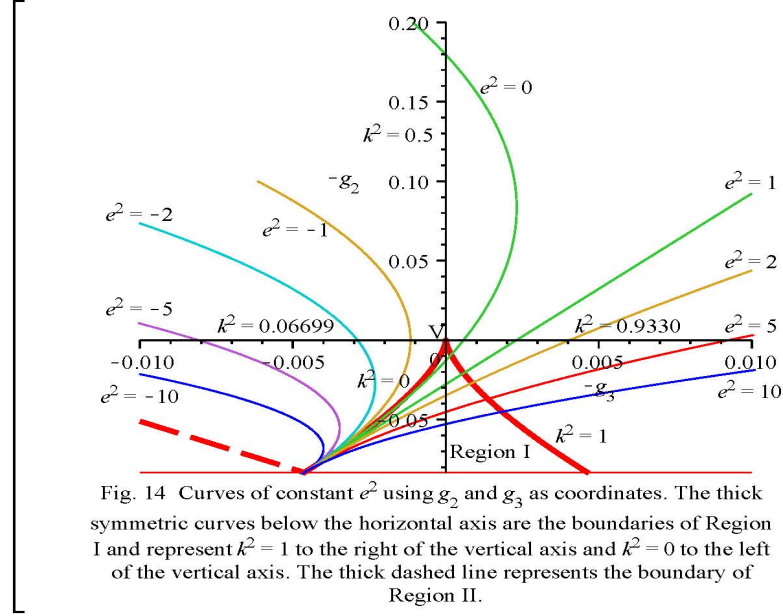


Figure 14: Curves of constant e^2 using g_2 and g_3 as coordinates. The thick symmetric curves below the horizontal axis are the boundaries of Region I and represent $k^2 = 1$ to the right of the vertical axis and $k^2 = 0$ to the left of the vertical axis. The thick dashed line represents the boundary of Region II.

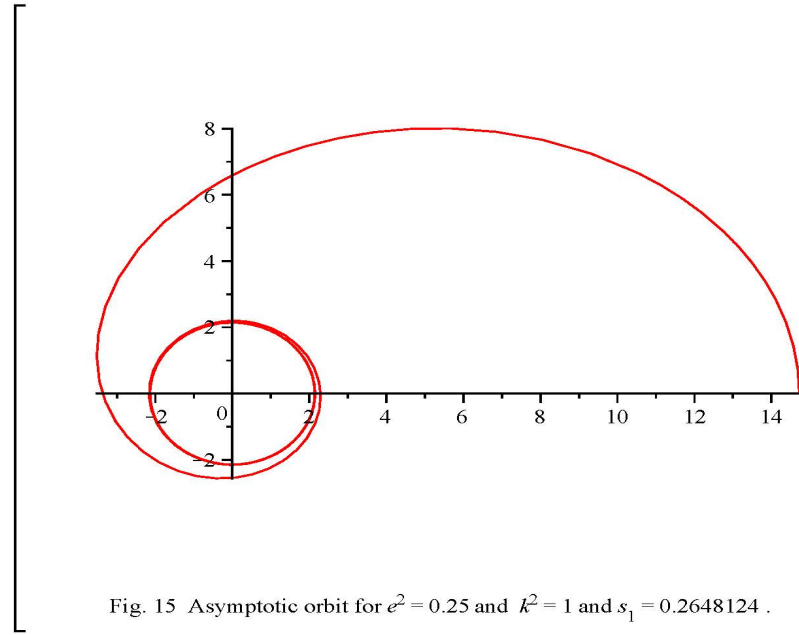


Figure 15: Asymptotic orbit for $e^2 = 0.25$ and $k^2 = 1$ and $s_1 = 0.2648124$.

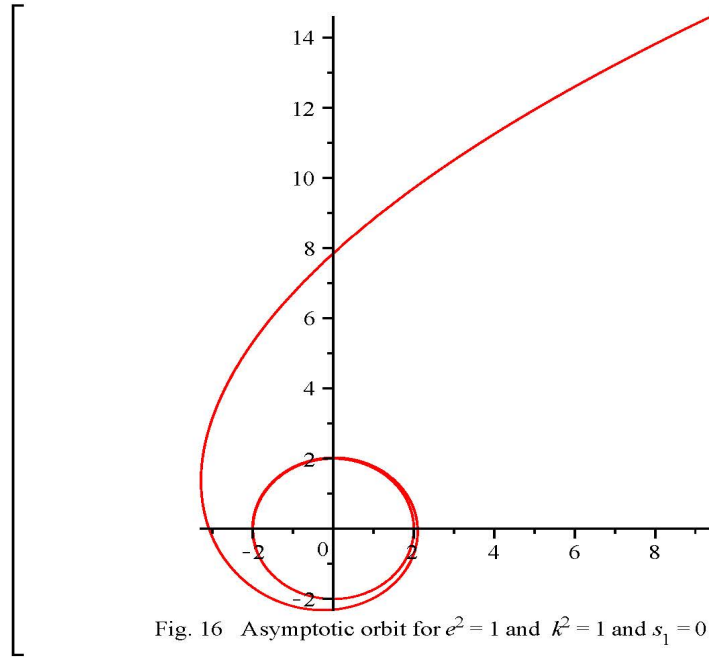


Fig. 16 Asymptotic orbit for $e^2 = 1$ and $k^2 = 1$ and $s_1 = 0.25$.

Figure 16: Asymptotic orbit for $e^2 = 1$ and $k^2 = 1$ and $s_1 = 0.25$.

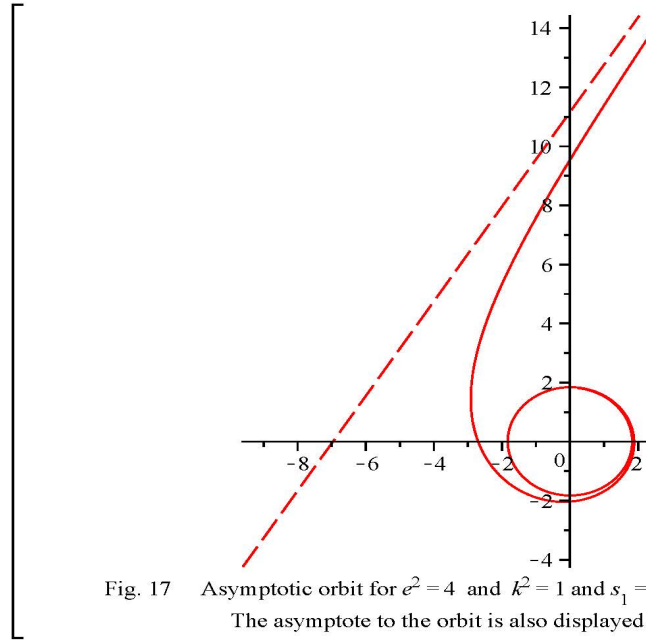


Figure 17: Asymptotic orbit for $e^2 = 4$ and $k^2 = 1$ and $s_1 = 0.2210354$. The asymptote to the orbit is also displayed.

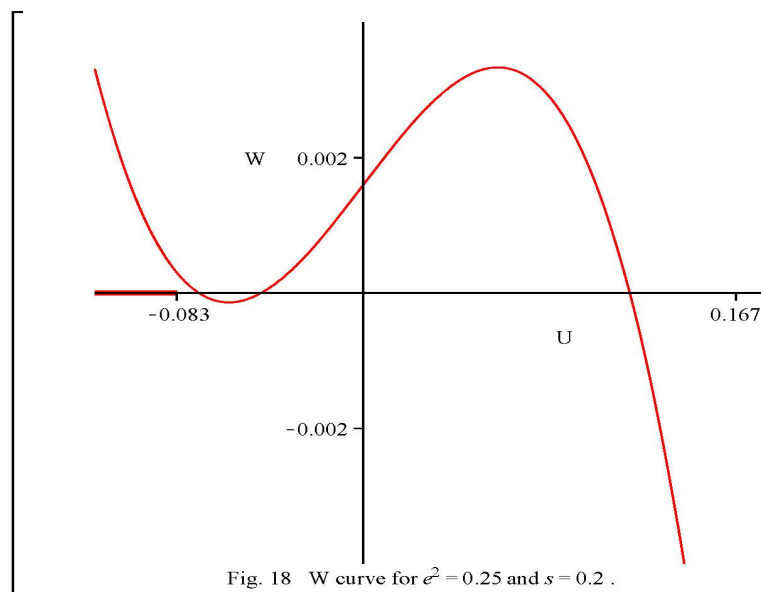


Figure 18: W curve for $e^2 = 0.25$ and $s = 0.2$.

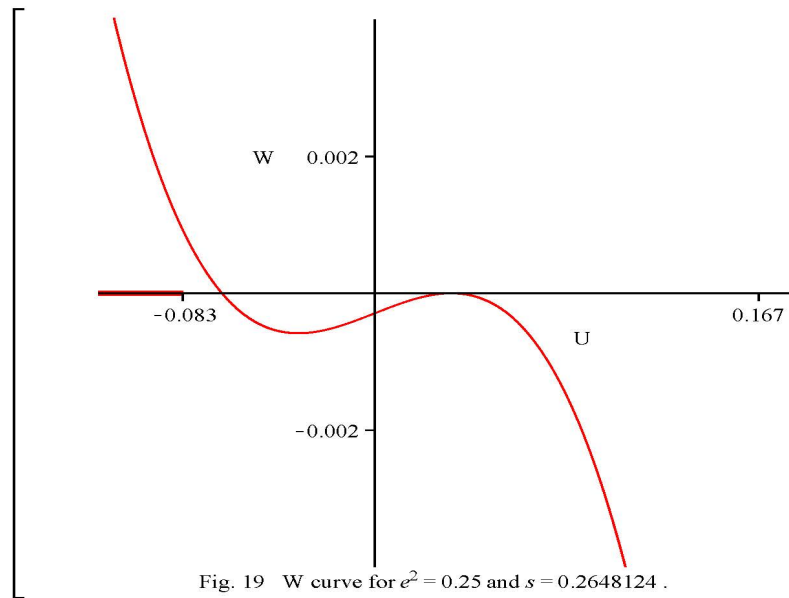


Figure 19: W curve for $e^2 = 0.25$ and $s = 0.2648124$.

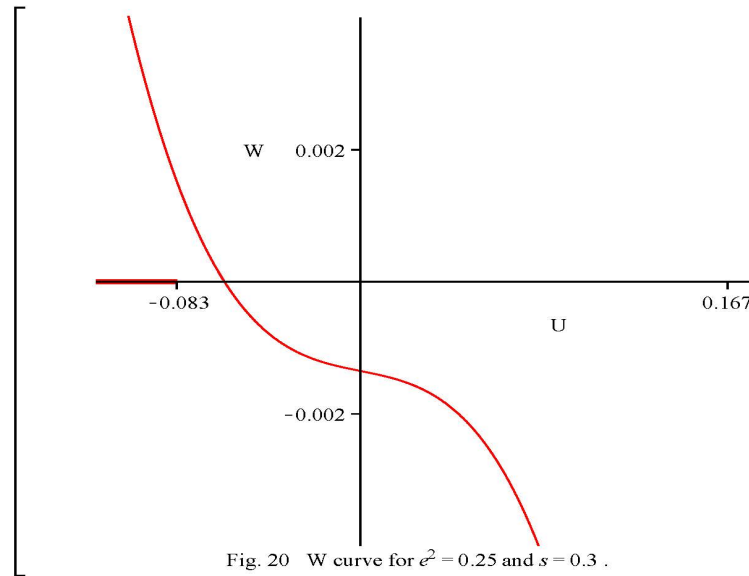


Figure 20: W curve for $e^2 = 0.25$ and $s = 0.3$.

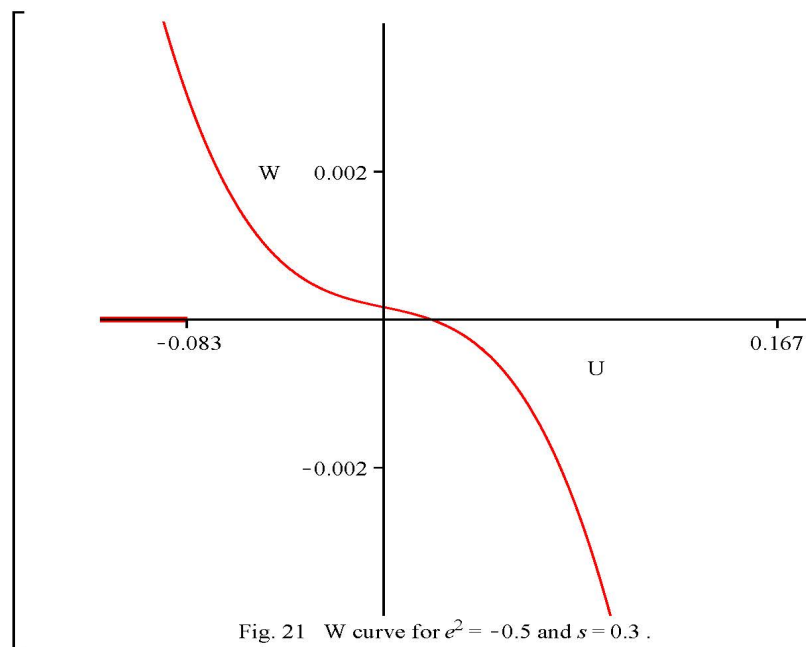


Figure 21: W curve for $e^2 = -0.5$ and $s = 0.3$.

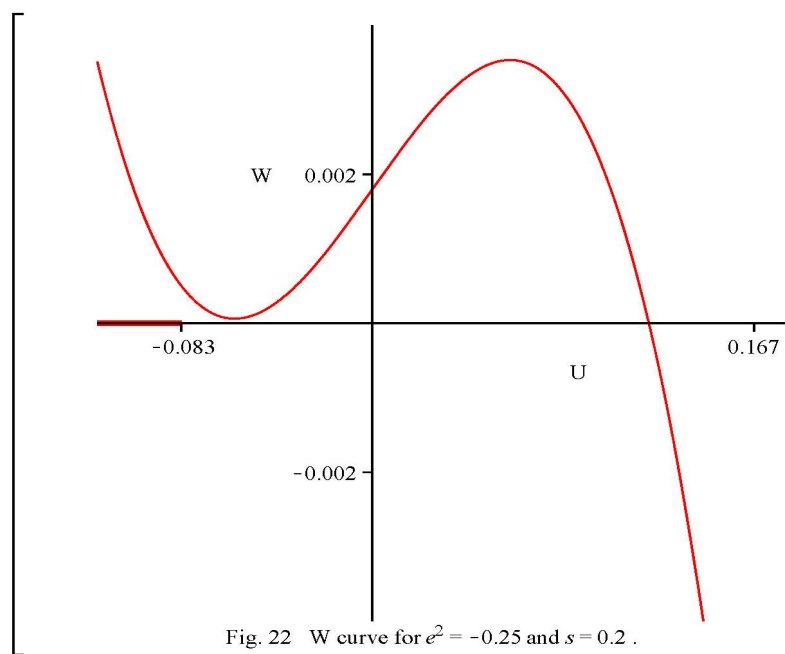


Figure 22: W curve for $e^2 = -0.25$ and $s = 0.2$.

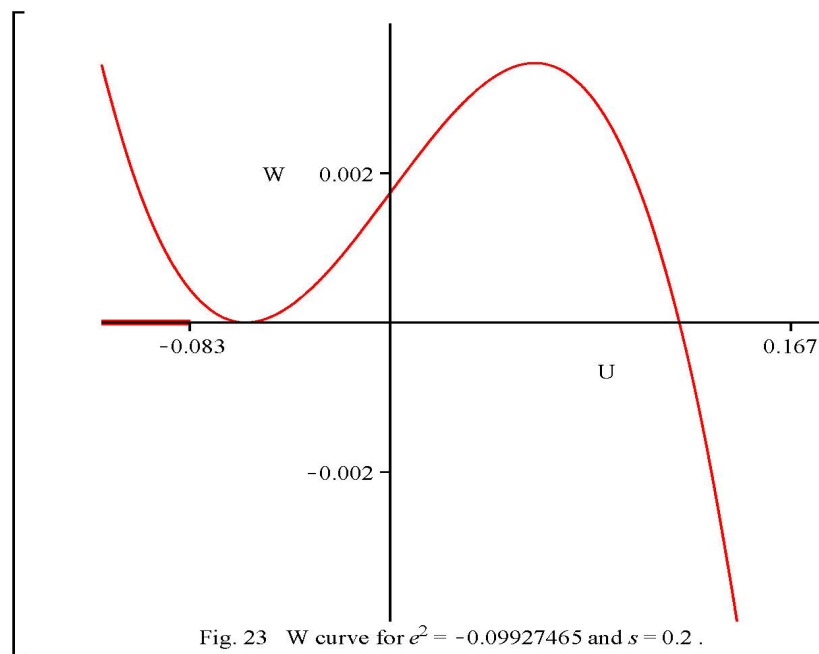


Fig. 23 W curve for $e^2 = -0.09927465$ and $s = 0.2$.

Figure 23: W curve for $e^2 = -0.09927465$ and $s = 0.2$.