

Multi-Band Exotic Superconductivity in the New Superconductor $Bi_4O_4S_3$

Sheng Li, Huan Yang, Jian Tao, Xiixin Ding, and Hai-Hu Wen*

Center for Superconducting Physics and Materials,

National Laboratory of Solid State Microstructures and Department of Physics, Nanjing University, Nanjing 210093, China

Resistivity, Hall effect and magnetization have been investigated on the new superconductor $Bi_4O_4S_3$. A weak insulating behavior has been induced in the normal state when the superconductivity is suppressed. Hall effect measurements illustrate clearly a multiband feature dominated by electron charge carriers, which is further supported by the magnetoresistance data. Interestingly, a kink appears on the temperature dependence of resistivity at about 4 K at all high magnetic fields when the bulk superconductivity is completely suppressed. This kink can be well traced back to the upper critical field $H_{c2}(T)$ in the low field region, and is explained as the possible evidence of residual Cooper pairs on the one dimensional chains.

PACS numbers: 74.70.Dd, 74.20.Mn, 74.25.Dw, 74.25.fc

Superconductivity is induced by the quantum condensation of large number of paired electrons. The original proposal about the pairing by the electron-phonon coupling is gradually replaced by the more exotic pairing mechanism, such as through exchanging the magnetic spin fluctuations, and the superconducting transition temperature can be increased to a higher level. The superconducting (SC) pairing mechanism of the cuprates[1] and the iron pnictides[2], although not yet settled down completely, should have a close relationship with the electron correlations of the electrons from the 3d orbits.[3-5] In the heavy Fermion systems[6] and organic materials[7], a similar conclusion may be achieved. In this regard, it is natural to explore new superconductors with possible higher transition temperatures in the compounds with transition metal elements. The electrons in the p-orbital, especially those from the 5p or 6p orbits, are normally assumed to have weak repulsive potential U and quite wide band width w , and hence have very weak correlation effect. It would be surprising to find out superconductivity with exotic feature in the p-orbital based compounds. Very recently, Mizuguchi et al.[8] discovered superconductivity with $T_c^{onset} = 8.6$ K and $T_c^{zero} = 4.5$ K in the so-called BiS_2 based compound $Bi_4O_4S_3$. This compound has a layered structure with the space group of $I4/mmm$ or $I-42m$. After just three days, the same group reported superconductivity at about 10.6 K in another system $LaO_{1-x}F_xBiS_2$ by doping electrons into the material through substituting oxygen with fluorine.[9] Recalling that the same doping technique was used by Kamihara et al.[2] in the discovery of superconductivity in the FeAs-based superconductor $LaO_{1-x}F_xFeAs$. Quickly followed is the theoretical work based on the first principles band structure calculations,[10] which predicts that the dominating bands for the electron conduction as well as for the superconductivity are derived from the Bi $6p_x$ and $6p_y$ orbits. In this Letter, we present the first set of data for an intensive study on the transport and magnetic properties of the new superconductor $Bi_4O_4S_3$. Our results clearly

illustrate the multi-band, strong fluctuation and some unexpected anomalous properties of superconductivity, putting this interesting superconductor as an exotic one.

The polycrystalline samples were synthesized by using a two-step solid state reaction method. First, the starting materials Bi powder (purity 99.5%, Alfa Aesar) and sulfa powders (purity 99.99%, Alfa Aesar) were mixed in 2:3 ratio, ground and pressed into a pellet shape. Then it was sealed in an evacuated quartz tube and followed by annealing at 500°C for 10 hours. The resultant pellet was smashed and ground together with the Bi_2O_3 powder (purity 99.5%, Alfa Aesar) and sulfa powder, in stoichiometry as the formula $Bi_4O_4S_3$. Again it was pressed into a pellet and sealed in an evacuated quartz tube and burned at 510°C for 10 hours. Then it was cooled down slowly to room temperature. The second step was repeated in achieving good homogeneity. The resultant sample looks black and very hard. We cut the sample and obtained a specimen with a rectangular shape (length 4.2 mm, width 2.0 mm and thickness of 0.125 mm). Since it is very hard, we can polish the sample with very fine sand paper and obtained shiny and mirror like surface. The crystallinity of the sample was checked by using the x-ray diffraction (XRD) with the Brook Advanced D8 diffractometer with Cu K_α radiation. The analysis of XRD data was done with the softwares Powder-X, Fullprof and Topas. The XRD pattern looks very similar to that reported by Mizuguchi et al.[8]. The Rietveld fitting was done with the GSAS program, yielding a 90% volume of $Bi_4O_4S_3$ with 10% of impurities which are mainly Bi_2S_3 . The resistivity, Hall effect were measured with Quantum Design instrument PPMS-16T and PPMS-9T, and the magnetization was detected by the Quantum Design instrument SQUID-VSM with a resolution of about 5×10^{-8} emu. The six-lead method was used in the transport measurement on the longitudinal and the transverse resistivity at the same time. The resistance and Hall effect was measured by either sweeping magnetic field at a fixed temperature or sweeping temperature at a fixed field, both set of data coincide very well. The tempera-

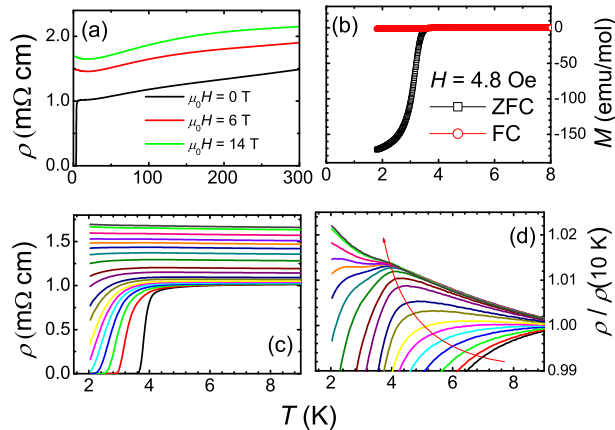


FIG. 1: (color online) (a) Temperature dependence of resistivity at three magnetic fields: $\mu_0 H = 0, 6$ and 14 T. It is clear that, beside a moderate magnetoresistance effect, a weak insulating behavior is induced by the magnetic field. (b) The temperature dependence of magnetization near the superconducting transition measured with $H = 4.8$ Oe in the field-cooled (FC) and zero-field-cooled processes (ZFC). (c) An enlarged view for the temperature dependence of resistivity at magnetic fields of (from bottom to top) $0, 0.1$ to 0.8 T with increments of 0.1 T; $1, 1.5, 2$ to 7 with increments of 1 T; and $9, 12, 14$ T. It is found that the bulk superconductivity can be quickly suppressed by the magnetic field, while the onset transition temperature changes slightly, indicating a strong fluctuation effect. (d) Temperature dependence of the resistivity (as shown in c) normalized at 10 K. A kink can be clearly seen at about 4 K when the magnetic field is high and the bulk superconductivity is suppressed completely. The red arrowed line traces out the evolution from the superconducting onset transition in the low field region to a kink at high magnetic fields.

ture stabilization was better than 0.1% and the resolution of the voltmeter was better than 10 nV.

In Fig. 1(a) we present the temperature dependence of resistivity measured at three magnetic fields: $\mu_0 H = 0, 6$ and 14 T. In addition to the moderate magnetoresistance, one can see that a weak insulating behavior is induced by the magnetic field. This is of course anti-intuitive for a normal state with Fermi liquid characteristic. A simple explanation would be that the insulating feature is given by an adjacent competing order here, once the superconductivity is suppressed, the latter is promoted. However, we should mention that the insulating behavior starts actually at 25 K (at 6 and 14 T) which is far beyond the superconducting transition temperature here. Another possibility is that the conduction band has a very shallow band edge, as illustrated by the band structure calculations.[10] When a magnetic field is applied, the density of states (DOS) of the spin-up and spin-down electrons will become asymmetric given

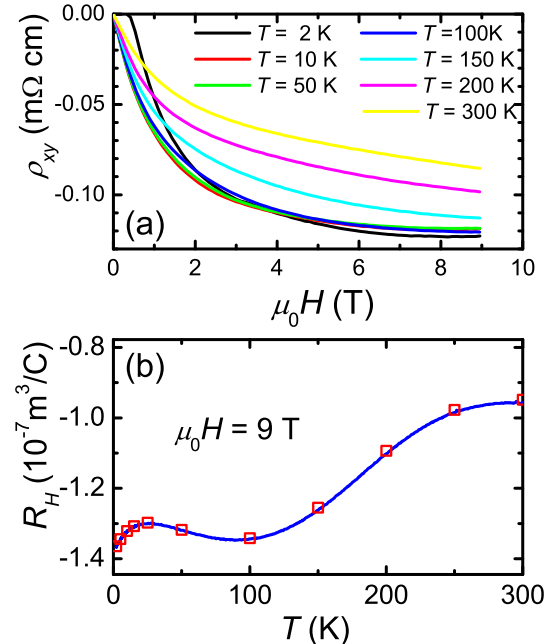


FIG. 2: (color online)(a) The transverse resistivity ρ_{xy} versus the magnetic field $\mu_0 H$ at different temperatures. The curves are extremely curved, indicating a very strong multi-band effect and/or the shallow band edge effect. (a) The Hall coefficient R_H calculated at 9 T, a clear temperature dependence can be seen here, again supporting the multi-band effect. The symbols represent the data measured by sweeping the magnetic field at fixed temperatures. The solid line shows the data measured at -9 T and 9 T by sweeping temperature. Both set of data coincide very well.

by the Zeeman effect. Therefore we have some polarized electrons which induce the weak insulating behavior. In Fig. 1(b) we present the magnetization data measured in the zero-field-cooled (ZFC) and the field-cooled mode (FC). The superconducting magnetic transition starts at about 3.6 K, far below the onset transition temperature which is about 10 K (determined by the deviating from the normal state background of resistivity) and 4.6 K (determined in using the crossing point of the normal state line and the extrapolation of the steep transition line). Therefore strong superconducting fluctuation is clearly present in this sample. This is actually expected by the band structure calculations which predict a low dimensionality of the electronic structure, and can be corroborated by the quickly broadened transition under magnetic fields, as shown in Fig. 1(c). One can see that the bulk superconductivity can be suppressed above 2 K by a magnetic field as low as 0.9 T. However, even the bulk superconductivity can be easily suppressed, a kink appears on the ρ vs T curve. If following the onset transition of the resistivity, as shown in Fig. 1(d), we can clearly see

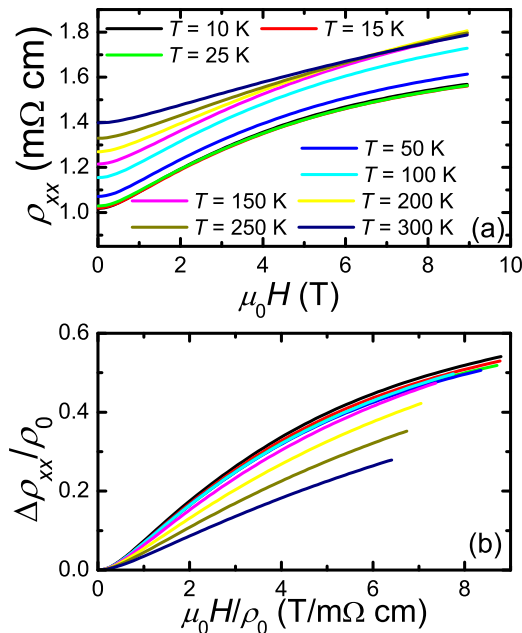


FIG. 3: (color online)(a) Field dependence of magnetoresistance $\Delta\rho/\rho(0)$ at different temperatures. One can see that the MR does decrease when the temperature is increased as expected by an electron-scattering. (b) Kohler plot for the sample at different temperatures, and the Kohler's rule is not obeyed.

that the kink can be traced back very well with the upper critical field $H_{c2}(T)$ in the low field region. Surprisingly, this kink stays at about 4 K even with a magnetic field of 14 T. We interpret this kink as the residual Cooper pairs existing in the system even the bulk superconductivity is completely suppressed. Following the tendency of this kink, a very high critical field can be expected in the zero temperature limit, which certainly exceeds the Pauli limit given by $\mu_0 H_p = 1.84T_c$ (T) (where T_c is in unit of Kelvin).[11]

In order to elucidate the normal state transport properties, we did the Hall effect measurement. As shown in Fig. 2 (a), the transverse resistivity remains negative at all temperatures, indicating the electron like charge carriers as the dominating one. It is remarkable that the field dependence of ρ_{xy} exhibits an extremely curved feature at all temperatures, prohibiting any single band description of Fermi liquid. Since the plot ρ_{xy} vs. H is extremely curved, it is not possible to use the slope of $d\rho_{xy}/dT$ to determine the Hall coefficient, we thus determine the Hall coefficient R_H by using the formula $R_H = \rho_{xy}/H$ at a fixed magnetic field, here 9T. The data is shown in Fig. 2 (b). A clear temperature dependence of the Hall coefficient R_H can be seen. One can see that the temperature dependence of the Hall coefficient R_H is non-monotonic. An enhancement of R_H is observed

below 25 K, which coincides very well with the starting point of the insulating behavior as seen from the resistivity data. Taking the value at 2 K, and using a single band assumption, we get the charge carrier density of $4.5 \times 10^{19}/cm^3$. This indicates that the superconductor, as the cuprates and the iron pnictides, has a very low superfluid density.

In the study of the Hall effect of clean MgB_2 superconductors, our group has also observed a curved ρ_{xy} vs. H and a strong temperature dependence of R_H , this was explained very well by the multiband scattering effect.[12] As explained in that paper, a natural consequence of the multiband effect is that one should see a strong magnetoresistance effect. It is well known that the magnetoresistance is a very powerful tool to investigate the electronic scattering process and the message of the Fermi surface. As mentioned above, in MgB_2 , a large magnetoresistance (MR) was found which is closely related to the multiband property.[12, 13] For the present new superconductor, we also measured and found a moderate MR, as shown in Fig. 1(a) and (c). In Fig. 3 (a) we present the field dependence of the longitudinal resistivity. Clearly a 40% to 50% increase of resistivity can be observed at a magnetic field of 9 T. In Fig. 3(b) we present the MR ratio, i.e., $\Delta\rho/\rho_0$, where ρ_{xx} is the resistivity and ρ_0 is the resistivity at zero field. One can see that the MR is about 52% at 10 K and 9 T. This MR ratio is significant and difficult to be understood with a single band picture of the Fermi liquid. Considering that the sample is a polycrystalline sample, the MR effect may be weakened by mixing the transport components with the magnetic field along different directions of the crystallographic axes. For a single band metal with a symmetric Fermi surface, the Kohler's law is normally obeyed. Kohler's law[14] shows that the magnetoresistance $\Delta\rho_{xx}/\rho_0$ measured at different temperatures should be scalable with the variable H/ρ_0 . For MgB_2 , the Kohler's law is not obeyed because of the multiband property.[13] We also do the scaling based on the Kohler's law for this sample, the result is shown in Fig. 3 (b). Clearly, the data measured at different temperatures do not overlap and the Kohler's law is seriously violated for this material. This discrepancy indicates that in this new superconductor there is clear multiband effect, as expected by the theoretical calculations.[10] However, the MR in this sample do show some specialty. For two-band or multiband materials with weak MR, the MR ratios could be well described by the expression $\Delta\rho/\rho_0 \propto H^2$ in the low field region. This is because the contribution of the higher order even terms of $\mu_0 H$ could be omitted at a low field (the odd terms are absent here according to the Boltzmann equation for electronic transport). But for the present material, the MR ratio exhibits a roughly linear feature in the low field region, deviating from the expectation. This effect is also found in $NbSe_2$ which has a complex Fermi surface structure.[15] In this sense, the

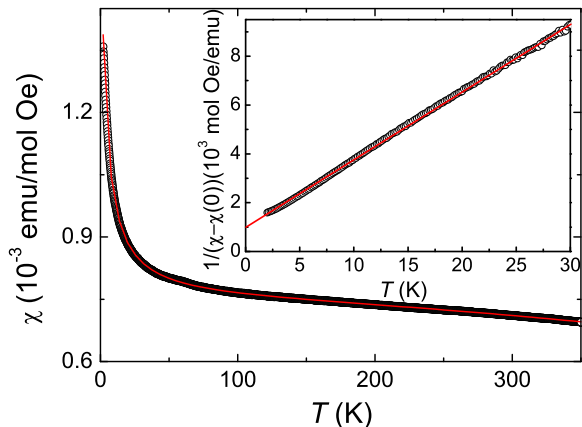


FIG. 4: (color online) Main panel: Temperature dependence of the magnetic susceptibility measured at 3 T. The solid line is a fit to the theoretical expression (see text). The inset gives a fit to the data in low temperature region.

anomalies mentioned above in the present new superconductor may also be induced by multiband effect together with complex Fermi surfaces.

Next we have a look at whether there is a sizable local magnetic moment. For a system with the magnetic fluctuation given by the local moments, the magnetization have two major origins: Pauli susceptibility and the ionic (orbital and the nuclei) contribution. Assuming the total magnetic susceptibility is given by $\chi(T) = \chi(0)[1 - (T/T_E)^2] + C/(T + T_0)$. The first term comes from the Pauli susceptibility corrected with a temperature dependence of the DOS at the Fermi energy. The T_E is a parameter proportional to the Fermi energy. The second term is related to the magnetism arising probably from the contributions of the local moments. In Fig. 4 we show the temperature dependence of the magnetic susceptibility measured at a field of 3 Tesla. One can see a plateau of the magnetic susceptibility above 100 K, which is mainly contributed by the conduction electrons (the Pauli susceptibility). In the low temperature region, one can clearly see a divergence of the susceptibility. By fitting the data to above equation, we get $\chi(0) = 0.000736 \text{ emu/molOe}$, $T_E = 1335 \text{ K}$, $C = 0.0034 \text{ emuK/molOe}$ and $T_0 = 3.32 \text{ K}$. Once C is determined, we can get the magnetic moment given by each Bi atom. It turns out that $\mu_{eff}/\text{Bi} = 0.096\mu_B$. This indicates that the local moment of the Bi atom is very weak although with a finite value.

Finally we present a phase diagram based on our transport and magnetization measurement and give discussions on the possible mechanism of superconductivity. As shown in Fig. 5, the onset superconducting transition point giving rise to the upper critical field H_{c2} deter-

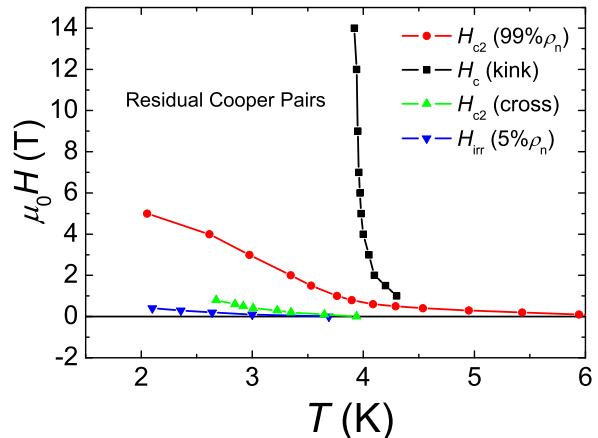


FIG. 5: (color online) Phase diagram derived from the resistive transition curves. The onset transition point gives rise to the upper critical field H_{c2} shown by the red filled circles, the bulk superconductivity is established in a very small area covered by the curve name $H_{irr}(T)$ (blue down triangles). The large area between them indicates a strong superconducting phase fluctuation. The curve marked with H_{c2} (cross) marks the upper critical field determined using the usual crossing point of the normal state background and the extrapolated line of the steep resistive transition part. The curve H_c (kink) shows the point determined from the kinky point of the resistive data shown in Fig. 1(d).

mined by 99% ρ_n is shown by the red filled circles. The bulk superconductivity is established in a very small area covered by the irreversibility line $H_{irr}(T)$ (blue down triangles). The large area between them indicates a strong superconducting phase fluctuation. This is actually consistent with the theoretical expectation because the electronic system has an one dimensional feature. The curve marked with H_{2c} (cross) gives the upper critical field determined using the usual crossing point of the normal state background and the extrapolated line of the steep resistive transition part. The most puzzling point is the kink appearing in the ρ vs. T data at a high magnetic field. The curve marked with H_c (kink) shows the critical field determined from the kinky point of the resistive data shown in Fig. 1(d), by following the trace of the arrowed red line there. Since this line traces very well to the onset transition point marked by $H_{c2}(99\%\rho_n)$ in the low field region, we naturally attribute it to the existence of residual Cooper pairs. If this kink can be interpreted as the onset for the pairing, that would indicate a very strong pairing strength. In a simple BCS argument, we have $H_{c2} = (\pi\Phi_0)/2\hbar v_F^2 \Delta_{sc}^2$, where Φ_0 is the flux quanta, v_F is the Fermi velocity. Such a strong pairing needs certainly a reasonable cause, which exceeds the limit of the simple phonon mediated picture. Taking account of the

weak correlation effect in the Bi 6p electrons, some other novel mechanism, such as the valence fluctuation of the Bi^{2+} and Bi^{3+} , may play an important role in this new superconductor.

In summary, resistivity, Hall effect and magnetization have been intensively investigated on the new superconductor $\text{Bi}_4\text{O}_4\text{S}_3$. A weak insulating behavior is induced in the normal state when a high magnetic field is applied. This can be induced either by an adjacent competing order, or the very shallow p_x and p_y band and small Fermi energy. Both the strong non-linear Hall effect and the magnetoresistance indicate the multiband feature. A kink appears on the temperature dependence of resistivity at all high magnetic fields when the bulk superconductivity is completely suppressed. This kink can be well traced back to the upper critical field $H_{c2}(T)$ in the low field region. We argue that the superconducting pairing, for some reason, could be very strong and occur first in the one dimensional chains, then the bulk superconductivity is established through the Josephson coupling between them.

We appreciate the useful discussions with Qianghua Wang and Jianxin Li. This work is supported by the NSF of China, the Ministry of Science and Technology of China (973 projects: 2011CBA00102), and Chinese Academy of Sciences.

* hhwen@nju.edu.cn

-
- [1] J. G. Bednorz and K. A. Muller, Z. Physik **B 64**, 189 (1986).
 - [2] Y. Kamihara *et al.*, J. Am. Chem. Soc. **130**, 3296 (2008).
 - [3] P. W. Anderson *et al.*, J. Phys. Condens. Matter **16**, R755 (2004).
 - [4] D. J. Scalapino, Phys. Rep. **250**, 329 (1995). T. Moriya and K. Ueda, Rep. Prog. Phys. **66**, 1299(2003). P. Monthoux, D. Pines and G. Longarich, Nature **450**, 20 (2007).
 - [5] N. Ni *et al.*, Phys. Rev. **B 78**, 214515 (2008).
 - [6] Q. M. Si and F. Steglich, Science **329**, 1161 (2010).
 - [7] M. Dressel *et al.*, J. Phys. Cond. matt. **23**, 293201 (2011).
 - [8] Yoshikazu Mizuguchi, *et al.*, arXiv 1207.3145.
 - [9] Yoshikazu Mizuguchi, *et al.*, arXiv 1207.3558.
 - [10] Hidetomo Usui, Katsuhiro Suzuki, Kazuhiko Kuroki, arXiv 1207.3888.
 - [11] A. M. Clogston, Phys. Rev. Lett. **9**, 266 (1962).
 - [12] Huan Yang, *et al.*, Phys. Rev. Lett. **101**, 067001(2008).
 - [13] Qi Li, *et al.*, Phys. Rev. Lett. **96**, 167003(2006).
 - [14] J. M. Zinman, *Electrons and Phonons*, Classics Series, Oxford University Press, New York(2001).
 - [15] R. Corcoran,*et al.*, J. Phys.: Condens. Matter. **6**, 4479(1994).