

The Algorithmic Origins of Life

Sara Imari Walker^{1,2,3} and Paul C.W. Davies²

¹NASA Astrobiology Institute

²BEYOND: Center for Fundamental Concepts in Science
Arizona State University, Tempe, AZ

³Blue Marble Space Institute of Science, Seattle, WA

Abstract

Although it has been notoriously difficult to pin down precisely what it is that makes life so distinctive and remarkable, there is general agreement that its informational aspect is one key property, perhaps the key property. The unique informational narrative of living systems suggests that life may be characterized by context-dependent causal influences, and in particular, that top-down (or downward) causation – where higher-levels influence and constrain the dynamics of lower-levels in organizational hierarchies – may be a major contributor to the hierarchal structure of living systems [1, 2, 3, 4]. Here we propose that the origin of life may correspond to a physical transition associated with a fundamental shift in causal structure. The origin of life may therefore be characterized by a transition from bottom-up to top-down causation, mediated by a reversal in the dominant direction of the flow of information from lower to higher levels of organization (bottom-up), to that from higher to lower levels of organization (top-down). Such a transition may be akin to a thermodynamic phase transition, with the crucial distinction that determining which phase (nonlife or life) a given system is in requires *dynamical* information and therefore can only be inferred by identifying causal relationships. We discuss one potential measure of such a transition, which is amenable to laboratory study, and how the proposed mechanism corresponds to the onset of the unique mode of (algorithmic) information processing characteristic of living systems.

1 Introduction

A landmark event in the history of science was the publication in 1859 by Charles Darwin of his book *On the Origin of Species* [5], affording for the first time in history, a scientific framework unifying all life on Earth under a common descriptive paradigm. However, while Darwin’s theory gives a convincing explanation of how life has evolved incrementally over billions of years from simple microbes to the richness of the biosphere we observe today, Darwin pointedly left out an account of how life got started in the

first place, “One might as well speculate about the origin of matter”, he quipped. A century and a half later – although the origin of matter has been fairly well worked out – scientists still remain largely in the dark about life’s origins. It would not be an exaggeration to say that the origin of life is one of the greatest unanswered questions in science.

The origin of life in fact constitutes three related but distinct questions: when did it happen; where it happen; and how did it happen? Progress toward understanding the first two of these questions has been markedly more successful than addressing the third. The “when” question is perhaps the best understood. There is good evidence that life on Earth was well established as early as 3.5 billion years ago [6], and possibly as early as 3.8 billion years ago [7]. Finding still earlier traces of biological activity presents a considerable challenge, but astrobiologists generally agree that conditions – at least on Earth’s surface – were hostile to life prior to about 4 billion years ago [8] (however the Earth’s interior may have been habitable even earlier [9]), leaving an estimated window for life’s emergence on Earth of just a few hundred million years. As far as where life began, a number of plausible settings have been suggested, including hydrothermal vent systems [10, 11], drying lagoons or tidal shores [12, 13], deserts [14], mineral surfaces [15, 16, 17], the eutectic phase of ice [18, 19], and deep underground [20]. Since any traces of life’s origin have been obscured by the several billion years of ensuing evolutionary history (both of the geosphere and the biosphere), it may prove impossible to identify a precise setting [21]. In fact, it is not even clear that life began on Earth. A plausible scenario is that it started on Mars (which may have been somewhat more favorable than Earth for life prior to 3.8 billion years ago [22]), and came to Earth inside impact ejecta [23]. Other extraterrestrial biogenesis scenarios have also been suggested.

Here we sidestep the when and where issues, and address the hardest of the three origins questions: how did life begin? Of the many open questions surrounding how life emerges from non-life, perhaps the most challenging is the vast gulf between very complex chemistry and the most simple biology: even the simplest known biological organisms seem immeasurably more complex than any chemical reaction network we might engineer in the laboratory with current technology. The chemist George Whitesides, for example, has stated, “How remarkable is life? The answer is: very. Those of us who deal in networks of chemical reactions know of nothing like it.” The heart of the issue is that we do not know whether the living state is “just” very complex chemistry, or if there something fundamentally distinct about living matter. Right at the outset we therefore face a deep conceptual problem, asked long ago by the physicist Erwin Schrödinger [24], namely, *What is Life?* Without a definition for life, the problem of how life began is not well posed.

Given the immense challenge presented by addressing the problem head-on, the issue of defining life is typically averted by applying the Darwinian criterion and assuming that if one can build a simple chemical system capable of Darwinian evolution the rest will follow suit and the question of the origin of life will be solved [25, 26, 27]. Thus, although few are likely to be willing to accept a molecular self-replicator as living, the assumption is that Darwinian evolution will invariably lead to some-

thing everyone would agree is “alive” [28]. Darwinian evolution applies to everything from simple software programs, molecular replicators, and memes, to systems as complex as multicellular life and even potentially the human brain [29] – therefore spanning a gamut of phenomena ranging from artificial systems, to simple chemistry, to highly complex biology. The power of the Darwinian paradigm is precisely its capacity to unify such diverse phenomena, particularly across the tree of life – all that is required are the well-defined processes of replication, heritable variation and selection. However, this is also the greatest weakness of the Darwinian paradigm as applied to the origin of life – it is too general and therefore provides no means for distinguishing “complex” from “simple”, let alone life from non-life. Hence Darwin’s own trepidation in speculating on life’s origin.

Therefore, to make progress in understanding the origin of life, a key, and frequently understated, distinction must be made between the evolutionary processes which potentially enable life to emerge and the mechanism(s) underlying the physical transition itself. Although it is notoriously hard to identify precisely what it is that makes life so distinctive and remarkable [30, 31, 32], there is general agreement that its informational aspect is one key property, perhaps the key property [33, 34, 35, 36]. If life is more than just complex chemistry, its unique informational aspects may be the crucial indicator of this distinction. The manner in which information flows through and between cells and sub-cellular structures is quite unlike anything else observed in nature. The catch is that the unique way information is processed in biology is not easily characterized [34, 37]. While standard information-theoretic measures, such as Shannon information¹, have proved useful and relevant in many areas of biology, particularly in the burgeoning field of bioinformatics, much of the usage of informational language in biology seems to make use of a richer and more problematic concept than that tackled by Shannon [38]. The archetypal example is provided by DNA. A misleading, but commonly held viewpoint is that DNA provides the blueprint for an organism. A blueprint has a one-to-one correspondence between the symbolic representation and the actual object it describes. In reality, DNA is not a blueprint *per se* but rather provides a set of algorithmic instructions for building a cell, which is fundamentally different from a blueprint. The algorithm stored in DNA may be executed only within the contextual framework provided by the cellular environment. This “contextual” – or “functional” – aspect of biological information sets it apart from a collection of arbitrary bits as characterized by its Shannon information. In this respect, biological information shares some common ground with the philosophical definition of semantic information (which is more commonly – and rigorously – applied in the arena of “high-level” phenomena such as language, perception and cognition) [37]. Obviously one cannot quantify the semantic content of a DNA sequence in terms of local variables alone, because contextuality is a global property, and this makes it difficult to develop a

¹The Shannon Entropy (information) of a random variable X is given by $H(X) = -\sum_{x \in \mathcal{X}} p(x) \log p(x)$ where \mathcal{X} is the set of all possible states X and quantifies the number of bits of information in a given string.

mathematical model of contextual information. Without such a model, however, the problem of how contextual information emerged in the first place from “mere bits” is formidable. Nevertheless, we consider that it is this transition that is the key defining characteristic of what is implicitly referred to when one speaks of the “emergence of life”, amounting to the emergence of context-dependent causal influences. In this paper, we identify the transition from non-life to life with a fundamental shift in causal structure, where a high-level entity (*i.e.* contextual information) gains direct, and context-dependent, causal efficacy over matter.

The paper is organized as follows. We first introduce the key challenges in identifying the unique mode of information processing in living systems and review historical approaches to information and the origin of life. Based on this discussion we then reframe the origin of life as a transition in how information is dynamically processed leading to the onset of context dependent causal influences, and introduce the conceptual framework of self-referential dynamics – a key facet of context-dependent causation. Using the implementation of self-reference in physical and artificial systems, we outline how the von Neumann paradigm for self-replicating automata elucidates key features of information flow in biological organization. We also discuss implications for evaluating the status of a RNA world as living or nonliving. Next we introduce the conceptual framework of top-down causation and illustrate how a transition from bottom-up to top-down information flow is correlated with the emergence of collective behavior in a toy-model system describing replicative systems. We then outline the central claim of this paper discussing how a transition in causal structure may have driven the emergence of life. We conclude with some suggestions about possible methods via which our hypothesis might be tested as well as applications to experimental systems.

2 Life and Information

Over the past several decades the concept of information has gained a prominent role in many areas of biology. We routinely use terminology such as “signaling”, “quorum sensing” and “reading” and “writing” genetic information, while genes are described as being “transcribed”, “translated”, and “edited”, all implying that the informational narrative is aptly applied in the biological context. Despite this widespread use of informational terminology, the precise nature of biological information remains infamously difficult to define (see *e.g.* [38] for a detailed discussion). The challenge primarily stems from the semantic or contextually-dependent nature of biological information, leading to a unique mode of information processing in biological systems that differs from that of non-living dynamical systems (*i.e.* anything that is not biological or derivative of a biological process) such as a computer.

All dynamical systems process information in a trivial sense. The physical state of a system at time t_1 is mapped into the state at a later time t_2 in accordance with the laws of physics and the imposed boundary conditions. This mapping can be viewed as an algorithm describing the time evolution of the system. Thus, for example, Newtonian mechanics

provides the algorithm that maps the state of the solar system today onto its state tomorrow by specifying a trajectory through phase space. One may describe this input-output mapping using Shannon’s definition of information combined with some form of course graining. However, this is not the canonical description of such dynamics since the informational narrative, introduced only within the last century, typically does not hold much utility above and beyond more traditional descriptions – the algorithm is fixed such that the information content of a given state does not actively influence the laws of dynamical evolution. This state of affairs is characteristic when information plays a *passive* role.

The situation is fundamentally different in biology. Biological information possesses an additional *active* quality that may roughly be called functionality [34, 36, 37]. Consider as an example the nature of DNA as discussed in the introduction. On the one hand it is a physical structure, but on the other hand it is a digital information repository. A given DNA strand may contain special sequences called genes, or it may contain what is commonly referred to (perhaps misleadingly) as “junk” DNA. A key property of a gene is that it is a set of instructions – an algorithm – for the translational machinery to make a protein, whereas the “junk” – better described as sequences of “non-coding” DNA – is not. To say that information is “instructional” (or algorithmic) and “coded” represents a crucial conceptual leap – separating the biological from the non-biological realm – implying that a gene is “for” something. A gene has a function, and the processing of genetic information specifically implements that functionality, thereby bestowing upon life its distinctive “lifelike” quality (as opposed to an inert or arbitrarily changing complex system). But coded instructions are useless unless there is a system that can decode, interpret and act on those instructions. A gene that is silenced (*e.g.* by methylation) has the same information content, but it is stranded, unable to do anything biologically functional. An arbitrary sequence (even if unmethylated) inserted into DNA would very likely not possess functionality either, but at the molecular level a functional gene and an arbitrary base-pair sequence are physically indistinguishable. Without prior knowledge one could not tell, based on purely local structure and sequence information, whether a given sequence is part of a gene (*i.e.* functional) or not.

Biologically functional information is not an additional quality, like electric charge, painted onto matter and passed on like a token. A gene is meaningful, or biologically functional, only within the context of the cell, where a suite of molecular hardware collaborate in decoding and executing the encoded instruction (*e.g.* to make a protein). As such, biological information is an abstract global systemic entity, carrying meaning only within the context of an entire living system. It is of course imprinted in biochemical structures, but one cannot point to any *specific* structure in isolation and say “Aha! Biological information is here!”: even the information in genes is only efficacious and manifested in a relational sense (*i.e.* it must be decoded by the appropriate cellular machinery). The implication of identifying information as algorithmic or “coded” represents a major conceptual leap, separating the biological realm from the non-biological. One might say that information is delocalized in biological

systems. This leads to a very different story than the trivial information processing encountered in traditional approaches to dynamics as outlined above. In biology *information* appears to have causal efficacy [39, 40] - it is the information that determines the state and hence the dynamics. The causal efficacy of information is made possible due to the separation of information and its physical representation. It is the efficacy of information - *i.e.* being “for” something - leads to a convolution of dynamical laws and states, where the state determines the dynamics and the dynamics determine the state, thus standing in stark contrast to traditional reductionist descriptors of physical phenomena developed over the last 300 years where the dynamical laws have always remained fixed [41].

This state of affairs is perhaps most evident for the case of the genome-proteome systems, in which the expressed set of algorithmic instructions - *i.e.* the relative level of gene expression - depends on the state of the system - *e.g.* the composition of the proteome, environmental factors, *etc.* - that in turn regulate the switching on and off of individual genes. Therefore, life is characterized by a situation where the dynamics are coupled to the information content of biological states such that the dynamics of the system change with the states and vice versa [41, 42]. Biological (functional) information is therefore inherently nonlocal with the result is that the update rules change with time in a manner which is both a function of the current state and the history of the organism (perhaps suggesting that even the concept of evolution itself may be in need of revision see *e.g.* Goldenfeld and Woese [42, 43] for an engaging discussion). Here casting the problem in the context of an informational narrative is crucial - the algorithm describing the evolution of a biological system changes with the information encoded in the current state and vice versa. This feature of “dynamical laws changing with states” [41], as far as we know, seems to be unique to biological organization and is a direct result of the peculiar nature of biological information and therefore serves as a contender for defining life (although speculative examples from cosmology have also been discussed, see *e.g.* [44]).

3 Information and the Origin of Life: Traditional Approaches

The widespread use of the informational narrative in biology suggests that understanding the origin of biological information is essential to our understanding of the origin of life [33, 34, 35]. Much research on the origin of life has therefore focused on how information was generated and integrated into the first living systems [23, 25, 33, 45, 46, 47, 48, 49, 50, 51]. In particular, a longstanding debate in studies of the origin of life - often dubbed the chicken or the egg problem - is which came first, genetic heredity or metabolism [21, 52]. A conundrum arises because neither can operate without the other in contemporary life, where the duality is manifested via the genome/proteome systems. The origin of life community has therefore tended to split into two camps, loosely labeled as “genetics-first” and “metabolism-first.” In informational language, genetics and

metabolism may be unified under a common conceptual framework by regarding metabolism as a form of analog information processing (to be explained below), to be contrasted to the digital information of genetics. In modern life, the proteome functions mostly as an analog computer, where the tasks to be executed are defined by protein expression (*i.e.* the protein composition of the cell at a given time)². However, the information is stable over geological timescales because DNA provides a stable digital repository, subject to error correction, allowing information to be propagated from generation to generation digitally. Yet, even in modern life DNA alone does not capture the full information content of a cell: the full package of a cell complete with ribosomal translation machinery (digital to analog conversion) must also be passed on for inherited DNA to mean anything at all. The chicken-or-egg problem as traditionally posed thus amounts to a debate of whether analog or digital information processing came first.

In approaching this debate, a common source of confusion stems from the fact that molecules play three fundamentally distinct roles: structural, informational and chemical. To use computer language, in living systems chemistry corresponds to hardware and genetic information to software [23]. DNA molecules are undeniably a form of hardware, but the information they instantiate is software. As we outline below, almost all discussion about genetics-first versus metabolism-first scenarios for the origin of life concentrates on the chemistry, *i.e.* the hardware aspect. Such efforts have therefore primarily focused on passive (trivial) information processing, thereby leaving out what is arguably the most distinctive feature of biological information - its unique mode of active (nontrivial or algorithmic) information processing. As we have stressed, life does not simply accumulate and store information: it actively processes it. Biological information is not always passive: it includes instructions capable of implementing physical and chemical changes in the cell and beyond (*e.g.* by directing which structures are built and when through a series of nested feedback loops). It is this “active” or instructional quality of biological information that sets living systems apart from their nonliving counterparts.

3.1 A Digital Origin for Life

The genetics first paradigm, identifying a digital information repository as the most essential feature of the first living systems, is favored by biological approaches to the origin of life, which extrapolate backward in time from the properties of modern organisms. As described above, in modern cellular hardware, DNA is used for information storage, and proteins execute the myriad of functions necessary to maintain living organisms. The perplexing duality of genotype (*i.e.* DNA sequence) and phenotype (*i.e.* translated protein) has long been a source of puzzlement in studies of the origin of life. A commonly accepted resolution is that the modern “DNA-protein” world evolved from simpler precursor system involving

²An exception is provided by the “histone code”, where the tails of histone proteins are tagged with methyl groups (or other species) amounting to a digital binary on/off switch [53].

only one major molecular species playing a dual role of information carrier and enzymatic catalyst. In modern organisms, RNA plays the part of biochemical mediator, enabling the translation of DNA to protein, and is unique in that it can fill both roles. This dual role of RNA, acting as both a genetic polymer and biochemical catalyst, has led to the popular “RNA world” hypothesis, which suggests that RNA was the major component of the very first living systems prior to the advent of DNA and protein [54, 55, 56, 57, 58].

Despite the conceptual elegance of a putative RNA world, the hypothesis faces problems, primarily due to the immense challenge of synthesizing RNA nucleotides under plausible prebiotic conditions and the susceptibility of RNA oligomers to degradation via hydrolysis [59, 60, 61]. Some of the chemical difficulties are alleviated if RNA was preceded by an alternative genetic polymer such as peptide nucleic acid (PNA) [62] or threose nucleic acid (TNA) [63] (for other examples of candidate primitive genetic polymers see e.g. [64, 65, 66]). In genetics-first origin of life scenarios, it has therefore been suggested that early-life may have undergone a “hardware upgrade” transitioning from a proto-RNA genetic polymer (or even an inorganic substrate) into a RNA-based biochemistry at a latter stage in its evolutionary history. This system would then have undergone further hardware upgrades or “genetic takeovers” to arrive at the DNA–protein world we observe today [48, 67].

Beyond the chemical difficulties associated with RNA world scenarios, lies deeper conceptual challenge within the “digital–first” picture. As remarked above, the proteome – and in fact nearly *any* biochemical reactions in the cell – process information in an analog format. In example, information digitally stored in DNA must be first transcribed and then translated before it becomes algorithmically meaningful in the context of the cell where it is then processed as analog information through protein interaction networks. Focusing strictly on digital storage therefore neglects this critical aspect of how biological information is *processed*. As we discuss below, due to the structure of systems capable of processing algorithmic (instructional) information, it is not even clear that a monomolecular system – where a single polymer plays the role of catalyst and informational carrier – is logically consistent with the organization of information in living systems: there is no possibility of separating information storage from information processing. As such, digital–first systems are regulated to the realm of trivial information processing only and may therefore *not* be a contender for the first *living* systems (although they may be an immediate predecessor).

3.2 An Analog Origin for Life

In contrast to models suggesting a digital origin for life which rely on extrapolating backward from extant biology, approaches that move forward from simple prebiotic chemistries typically favor an analog format for the first living systems, where the information is contained in the composition of an assembly of molecules rather than in a digital string of bits. Metabolism first scenarios for the origin of life fall within this analog framework, positing that early life was based on autocatalytic metabolic

cycles that would have been constructed in a manner akin to how analog computer systems are cabled together to execute a specific problem-solving task [68, 69]. The appeal of such metabolism-first scenarios is that the chemical building blocks - ranging from lipids [70], to peptides [15, 71, 72], to iron-sulfide complexes [16, 73] - are usually much easier to synthesize under abiotic conditions than any known candidate genetic polymer and would have therefore been much more abundant on the prebiotic Earth. As such, metabolic models represent a prebiotic approach to biogenesis based on starting with realistic mixtures of abiotically derived chemical building blocks. The heritable information in this case typically consists of the compositional ratios of the molecules in the organized assemblies. Although it has been suggested that such “composomes” might provide a primitive inheritance mechanism [74, 75], it is not clear that they are evolvable, since compositional information tends to degrade over successive generations and may lack the capacity for evolution via standard Darwinian means [76] (see [77] for a recent discussion of how such systems could be evolvable if possessing excess mutual catalysis). Therefore informational inheritance is not nearly as clear cut here as it is in the digital picture (which incidentally may be more clear-cut precisely because the hereditary mechanism is modeled after that observed in modern life and is thus well-studied).

Additionally, in the analog-first picture there exists a deeper issue of (re)programmability. Analog computers fell out of favor in the mid-20th century due to issues of universality - no analog device, regardless of its structure, is capable of being sufficiently general to solve any arbitrary category of problem (see *e.g.* [78]). As we discuss below, all known life achieves universality (at least in a limited sense) through the implementation of a universal constructor by utilizing the *digital* sequence structure of informational polymers. Such universality would be exceedingly difficult to engineer in an analog-only system given the challenges associated with building reaction networks where each (programmed) reaction is chemically orthogonal to all other reactions (*i.e.* non-interacting and thus non-interfering), whereas orthogonality is, by comparison, relatively easy to achieve with digital polymer sequences [79]. An added challenge is that information cannot be stored indefinitely on analog devices. Analog-only systems are therefore not capable of adaptation in the same way as living systems are, where a digital memory enables switching between different analog processors (*i.e.* biochemical network) and therefore adaptability to changing environmental conditions with the same basic toolkit (a feature facilitated by the capacity for nontrivial processing). This is another way of stating - in informational terms - that analog systems are not as versatile or as stable as digital systems and as such likely have very limited evolutionary capacity.

4 Redefining the Problem: An Algorithmic Origin for Life

By the above considerations, it seems that digital alone or analog alone is insufficient to provide a satisfactory account of the origin of life – not just on technical grounds, but for deep conceptual reasons. The former suffers from difficulties of prebiotic synthesis and due to fundamental limitations on how information can be processed in such scenarios (being trivial rather than nontrivial); whereas the latter suffers from issues of reprogrammability and long-term evolvability. This dilemma forms the crux of the chicken-or-egg problem cited above and suggests that focusing on the hardware aspect alone may be limiting progress. Hoyle for instance has equated the chance of life emerging from a prebiotic soup containing all the right hardware to the chance that “a tornado sweeping through a junk-yard might assemble a Boeing 747 from the materials therein” [80]. A key insight provided by Hoyle’s analogy is that Boeing 747’s are built based on well-defined instructional blueprints that guide the assembly of all that hardware, just as modern life is. Just looking at the hardware without this additional information won’t get you very far. Including this informational aspect is therefore necessary to understanding how an arrangement as complex as a Boeing 747 or the modern cell arises.

Therefore, in our view the primary challenge inhibiting progress is that both the digital-first and analog-first perspectives (as currently posed) typically fall within a traditionally reductionist view of the origin of life, based on the mantra “all life is chemistry” [42, 81]: both approaches focus on the hardware aspects rather than the software (plus hardware). This traditional viewpoint assumes that if we can just determine the hardware from which life first arose – be it digital or analog – the problem of the origin of life will be solved. However, as noted in the introduction, due to the literally billions of years of evolution intervening between us and our ancestral chemistry, we may never know the exact chemical hardware from which life first arose (if it was in fact hardware, see *e.g.* [51] for a “software-first” hypothesis). Additionally, if life arose more than once – either on Earth or elsewhere – it is entirely possible it may have very different chemistry [82, 83, 84, 85]. Focusing solely on the hardware aspect can therefore only take us so far in elucidating any mechanism(s) which may be universally characteristic of the transition from non-life to life and that may be independent of the specific hardware. Perhaps most importantly, such approaches do not *explain* how life emerges, thus leaving it up to a tornado (or Darwinian evolution) to perform the magic and assemble the requisite hardware. This framework is equivalent to identifying all of the pieces in a game of chess without outlining any of the rules for how to play the game, thus leaving it up random chance that a rule set will emerge which makes sense. The trick is of course that the rules and the pieces must co-evolve - you may not end up with the same game every time, but you will at least end up with one where the rules make sense with respect to the pieces on the board. This becomes critically important in addressing the origin of life because of the unique way in which living systems process information where the rules are dynamically coupled to

the states (and as such must co-evolve).

In contrast to this picture, an implicit assumption of traditional approaches to the origin of life has been that, while information may be manifested in particular chemical structures (digital or analog), it has no autonomy. As such, information – although acknowledged as likely playing a central role in life’s emergence – has traditionally played a passive role in studies of the life’s origins. Instead, hardware has always been at the forefront of the discussion. However, as stressed above, the truly unique feature of biological systems is that the software and hardware are *dynamically* coupled. Due to the distributed (*i.e.* contextual, nonlocal) nature of biological information, life is characterized by a situation where the update rules change with time in a manner which is both a function of the current state and its history. Both the traditional digital-first and analog-first viewpoints neglect this *active* (algorithmic or instructional) quality of biological information. Yet, arguably it is this feature – that the algorithm evolves in time (*e.g.* as a response to the state of the system) – that gives life its distinctive “lifelike” qualities. A full picture of the origin of life must therefore account for *both* the software and hardware aspects and explain how active (nontrivial) information processing emerges from systems which process information only passively (trivially).

We consider that it is this transition that is the central defining property of what is implicitly referred to when one speaks of the emergence of life. Thus the origin of life is not a chicken-or-egg problem, which engages a debate about this or that specific hardware, but instead is something fundamentally different – and perhaps more universal – corresponding to a transition whereby the entire way of doing business is changed. Adopting this view, the problem of life’s origin boils down to determining how a collective contextual information processing system emerged in which the information became distinct from the matter it operates on. Such a transition enables the emergence of nontrivial information processing with context dependent causal influences. It is this viewpoint which we explore for the remainder of this paper.

5 The Challenge of Self-Reference

One of the earliest treatments of the algorithmic, or instructional, nature of biological information was provided by von Neumann in his formulation of self-replicating automata [86]. Von Neumann set out approaching the more general problem of whether it was possible to build a machine that could perform any physical task – including constructing itself. Seeing the parallels between biological systems – such as the human nervous system – and computers, and drawing inspiration from Turing’s work on universal computation, he sought a formalism that would include both natural and artificial systems [87]. Turing had shown that it was possible to build a relatively simple computer which, given enough time, could output any computable function [88]. By analogy with such a “universal Turing machine”, von Neumann devised an abstraction called a universal-constructor (UC), a machine capable of taking materials from its host environment to build any possible physical structure (consistent with the

available resources and the laws of physics) including itself. An important feature of UCs is that they operate on universality classes, where here we define a universality class as the set of all possible constructions that can be made from a given set of building blocks. In principle, a UC is capable of constructing any object within a given universality class (including itself if it is a member of the relevant class). An example of such a universality class relevant to biological systems is the set of all possible sequences composed of the natural set of twenty amino acids found in proteins. The relevant UC in this case is the translation machinery of modern life, including the ribosome and associated tRNAs along with an array of protein assistants.³ This system can, in principle, construct any possible peptide sequence composed of the coded amino acids (with minor variations across the tree of life as to what constitutes a coded amino acid [89]).

The UC forms the foundation of von Neumann's theory on self-replicating automata. However, a UC is a mindless robot, and must be told very specifically exactly what to do in order build the correct object(s). A UC must therefore be *programmed* to construct specific things, and as such it must be provided with a blueprint of itself in order to replicate.⁴ However, as von Neumann recognized, implicit in this seemingly innocuous statement is a deep conceptual difficulty concerning the well-known paradoxes of self-reference [90, 91]. To avoid an infinite regress, in which the blueprint of a self-replicating UC contains the blueprint which contains the blueprint . . . *ad infinitum*, von Neumann proposed that the blueprint must play a dual role: it should contain instructions - *an algorithm* - to make a certain kind of machine (*e.g.* the UC) but should also be blindly copied as a mere physical structure, *without reference to the instructions it contains*, and thus reference itself only indirectly. This dual role is familiar from that played by DNA in modern life, where genes act both passively, as hereditary structures to be copied, and actively, as a source of algorithmic instructions. To implement this dualistic role, von Neumann appended a "supervisory unit" to his automata whose task is to supervise which of these two roles the blueprint must play at a given time, thereby ensuring that the blueprint is treated both as an algorithm to be read-out and as a structure to be copied depending on the context. In this manner, the logical structure of a von Neumann automaton ensures that instructions and their physical representation are distinct - thus satisfying the hallmark feature of nontrivial information processing as outlined above, while simultaneously providing a mechanism for instantiating indirect, self-referential dynamics. To be functional over successive generations, a complete self-replicating automaton must therefore consist of three components: a UC, an (instructional) blueprint, and a supervisory unit.

All known life contains these three components, which is particularly remarkable, given that von Neumann formulated his ideas before the discoveries of modern molecular biology including the structure of DNA and

³In is important to note that the mapping between extant life and a von Neumann automata is not precise - it is not at all clear that DNA contains the algorithm for building an entire cell - other factors such as epigenetic and environmental ones, influence the final outcome.

⁴Likewise a UC can construct *any* other object within its universality class if fed the appropriate instruction to do so.

the ribosome. From the insights provided by molecular biology over the past 50 years, we can now identify that, at least to a rough approximation, all known life functions as a von Neumann automata⁵, where DNA provides the blueprint, ribosomes act as the core of the universal constructor and DNA polymerases along with a suite of other molecular machinery play the role of supervisory unit⁶ [91, 92]. However, the more important insight provided by von Neumann’s work may not lie in the association of specific automata components with specific biochemical structures (which is not an exact mapping), but instead in how they inform our understanding of the logical structure of information processing and information flow in living systems. In particular, the foregoing theory for so-called nontrivial self-replicating automata, which appears to fit the logical organization of known biology very well, must be contrasted with trivial replication of the sort displayed by crystals. Being the regime where these two domains intersect, this distinction becomes increasingly important in discussions of life’s origin, a discussion to which we now turn.

5.1 Trivial versus Nontrivial Self-Replication

Nontrivial replicators of the sort devised by von Neumann – including known life – are distinct from trivial replicators such as viruses, nonenzymatic template replicators, lipid composomes, crystals, computer viruses, and Penrose blocks [93]. Cast in the language of the discussion in the previous section, trivial replicators are systems capable of self-replication, but which process information strictly in the passive sense. Typically, trivial replicators are characterized by building blocks which are not much simpler than the assembled object. Schrödinger recognized this key distinction in his take on *What is Life?* when he postulated that the genetic material of life must be an “aperiodic crystal” [24]. Algorithmic information theory can make this statement precise. The algorithmic information of a system or structure is defined to be the Shannon information contained in the shortest algorithm that can specify the system or structure as the output of the algorithm [94, 95, 96]. A periodic crystal, for example, has very low algorithmic information because it may be specified by a compact instruction set of the form, “Add another atom at distance x and repeat N times.” Structures that contain patterns contain redundancy, and as such can be specified by algorithms with low-information content. On the other hand, random structures are algorithmically incompressible: they cannot be specified as the output of algorithms much simpler than themselves. Gene sequences are random in this respect, *i.e.* genes typically contain no patterns or redundancy.⁷ Thus a trivial replicator like a crystal is one that may be specified by an algorithm containing

⁵A ribosome is fed an instruction to make a protein, but does not directly produce itself. This feature however is crucial to the evolutionary capacity of living systems - if the UC directly constructed itself, any reprogramming might destroy the functionality of the UC and therefore restrict the automata from evolving by natural selection.

⁶An important note is that the all-important dual role cited above is clearly implemented: DNA polymerases are oblivious to the instructions that DNA contains and will blindly copy both coding and noncoding sequences.

⁷Occasionally genes get duplicated, but within a gene the sequence is random.

far fewer bits than the system it describes, whereas a non-trivial replicator is algorithmically incompressible and requires an algorithm, or instruction set, of complexity comparable to the system it describes (or creates).

An even greater logical divide between trivial and nontrivial replicators exists because the former is not explicitly programmed, but rather relies on the implicit physics (and chemistry) of the current environment to support replication and therefore only a limited set of objects within a given universality class are constructible. In other words, trivial self-replicating systems can only access one instructional mode – the one which the system is currently operating in – and as such are capable of only passive information handling. This stands in stark contrast to the case for non-trivial replicators, where *any* possible object within a given universality class (as defined above) – *including the UC* – can be constructed if the UC is provided with an appropriate instruction. Nontrivial replicators may therefore be explicitly programmed to construct specific objects, and do so in some sense *independent* of direction by the implicit physics and chemistry (although of course adhering to the constraints imposed by physical law). As such, only nontrivial replicators process information in an active sense, enabling the possibility for the state to change in response to the dynamics and vice versa. Because of this fundamental distinction in how information is handled and processed, nontrivial and trivial replication are two logically and organizationally distinct possibilities for self-replicating physical systems, which are distinct in much the same manner as systems which actively process information are distinct from those that do so only passively.

5.2 Algorithmic Takeover

Although modern life is clearly representative of the class of nontrivial self-replicators, the majority of work on the origin of life has focused on the conceptually simpler case of trivial self-replication. This not without good reason: the origin of translation – mediating what is known of the transition from trivial to nontrivial – is notoriously difficult to pin down, amounting to an algorithmic takeover of information stored in one molecular species that becomes operable over another. To enact such a feat, life as we know it requires two complementary sets of very different molecules, nucleic acids and peptides – it is therefore “bimolecular”. The division of labor implicit in bimolecular life bestows one very obvious and distinctive advantage; it enables the instructions to be physically separated and stored from the hardware that instantiates them. The encoded transactions between the two sets of molecules takes place via messengers and bilingual agents⁸ that identify, and are read by a system that can decode the instructions. Thus the software, or algorithm, inhabits one molecular universe and its products inhabit another. This arrangement is familiar from human technology. The software controlling a robot arm, for example, need not be located in the arm, and the substrate containing the software is not made out of the physical material that constitutes

⁸ “Bilingual” here means tRNA molecules that recognize both the four-letter alphabet of nucleic acids and the twenty-letter alphabet of amino acids.

the arm. Or to take another example, the instructions to operate a radio controlled plane are located far from the plane and relayed via coded electromagnetic pulses. The software is located on a chip in the transmitter and not made out of plane components. Contrast this with a kite, which is much more cumbersome because its controlling elements (wires) are coupled directly to the kite and made of the same sort of stuff. In the case of the radio control plane, the operator and plane are decoupled and the operator may, for example, run in one direction and send the plane in another. This is not true for the kite, which is always physically connected to its operator and therefore subject to direct manipulation by his or her relative physical motion.

Often, algorithmic takeover (*e.g.* epitomized in the origin of translation) – mediated via the separation of information from its physical representation – is implicitly considered to be much later than the origin of life itself, even while it is simultaneously agreed that without a proper definition for life, identifying precisely when in the evolutionary process life emerges from non-life is not feasible. The justification for such an approach is rooted in the Darwinian criterion (replication plus heritable variation), which assumes that a simple Darwinian system is *all* that is necessary to get the process started – from there, as discussed in the introduction, the line or reasoning then follows that natural selection will provide a sufficient driver of complexification toward the living state. As such, the problem of the origin of life has effectively become synonymous with solving the conceptually simpler problem of the origin of Darwinian evolution [25, 26, 27, 97], thereby skirting the issue of identifying precisely what we mean by the “emergence” of life in the first place. More specifically, this approach neglects the distinction between trivial and nontrivial replicators, treating them on equal footing given that both can, in principle, evolve through Darwinian means.

For example, classic RNA world models, including the “holy grail” of RNA world chemistry – the RNA self-replicator [57, 98, 99, 100, 101, 102] – and more diverse models including RNA quasispecies [46, 103] and hypercycles [47], nearly universally represent examples of trivial self-replication, since these systems can, at least in principle, make more of themselves, or nearby mutants in sequence space, but cannot be programmed to make *any* possible construction in their particular universality class (*e.g.* any possible RNA sequence). Instead, such systems must rely on the environment to be suitably prepared to support replication with just the right mixture of chemical building blocks. If the environment changes, the system will “evolve” such that a new fitness peak is achieved and a new distribution of the most efficiently replicating RNAs found. However, this type of evolution does not solve the problem of universal construction or, even more critically, provide a means for instantiating self-referential dynamics – characterized by a convolution of dynamical laws and states – that are a hallmark of living systems (and perhaps the *hallmark* as outlined here). Therefore, although a hypothetical RNA world may store and propagate information in an analogous fashion to modern life and satisfy the minimal requirements for Darwinian evolution (hence the appeal), it does not allow the possibility for (universal) information processing in the same way that all known life-forms do. The RNA world – or any other

strictly "digital-first" paradigm – is thus separated from known life by a logical and organizational chasm that cannot be crossed by mere complexification. In the case of the RNA world as currently understood, we see a clear example of systems considered to have Darwinian potential, but falling short of being truly living – such scenarios do not possess any of the information processing capabilities that are truly a hallmark of life: all RNA world scenarios so far proposed lack non-trivial self-referential instructional dynamics. Instead these (and most other origin of life scenarios – digital *or* analog) fall in the class of systems that can only passively process information in a trivial sense.

What, then, would it take for a RNA world, for example, to transition from trivial to nontrivial information processing? If we assume explicitly encoded instructional information is essential – as it is in modern life – the solution requires a UC that acts on the universality class of all RNA sequences. The ribosome is not it. Although ribosomes are partly composed of RNA, the universality class they act on is not RNA, but proteins. Discovering an RNA world equivalent of a UC might provide a pathway to true RNA life in the von Neumann sense. We might call this "monomolecular life". Monomolecular life, complete with its own UC, might be a necessary stepping stone on the way to the bimolecular arrangement observed today, or it may be that a RNA-only UC was not required for a transition to the RNA-protein world. Discovering which scenario played out in the history of life on Earth would shed tremendous light on how the first instructional biological language may have emerged, thereby mediating the transition of algorithmic takeover. However, if primitive "life" was in fact a monomolecular, it would operate more like a kite than a radio controlled plane – there would be no way to physically decouple the instructions from the hardware. Thus, while a monomolecular system might satisfy a primitive definition of life, it would be very inefficient and cumbersome to evolve. Of course, we are familiar with the fact that digital information processing and control are superior to analog systems when it comes to modern technology. Somehow life "went digital" billions of years ago, presumably at the point where hardware and software became separated. Since the logical structure of a UC is independent of the materials from which it is constructed, this raises the interesting question of whether alternative instantiations of UCs might be possible in extraterrestrial life, and whether or not all life requires a logically similar translational apparatus to enable nontrivial information processing. However, it is hard to see how this question can be answered without a better understanding of how universal construction arose on Earth.

6 The Origin of Life: A Transition in Causal Structure

The most important insight from the forgoing discussion is that algorithmic takeover mediates a well-defined transition (even if not well-understood) whereby the informational narrative is freed up to be almost independent

of the material one. Thus one may sensibly discuss cell-cell signaling say, or sense data flowing along nerves to the brain, without specific reference to the underlying activity of electrons, protons, atoms and molecules. One might say that the emergence of contextual information was the step that effectively separated information from matter in biology. Of course all information requires a material substrate of some sort, but life cannot be understood in substrate terms alone, as the vitalists once thought. Thus it would be absurd to say that an atom in a strand of DNA is alive, yet the organism as a whole is alive; in short, “aliveness” is an emergent global property [81, 104].

Since von Neumann’s formalism may be equally well applied to both natural and artificial automata, by the above considerations it would seem that a self-replicating computer program should be considered living if it possesses a UC. However there is a key difference in how algorithmic information is processed in the natural and artificial arena, a distinction that may provide clues into narrowing the definition of what the living state actually is. On a computer, self-replicating automata (*i.e.* self-replicating software programs) execute replication by creating a new copy of their software program and storing the newly generated data in an already established and immutable hardware. In biology, information is copied and algorithmic instructions executed as mutable hardware is manipulated, created, and destroyed through biochemical interactions. In essence, *biological systems are unique because the information manipulates the matter it is instantiated in*. In biology, there is no firm distinction between hardware and software or between program and data – the program is the data and the data is the program [42]. This leads to a very different causal narrative than that observed in nonliving systems: life is characterized by a situation where almost all causal factors are context-dependent. The efficacy of information therefore permits multidirectional causality with causal influences running both up and down the hierarchy of structure of biological systems (*e.g.* both from state to dynamics and dynamics to state).

Therefore, just as software engineering is a discipline that can proceed with design features and improvements with little reference back to the silicon world that supports it, so life may control its environment, interact with other life and evolve, via the modification and flow of information. A striking illustration of the foregoing property is the creation of mycoplasma laboratorium, in which the software of mycoplasma genitalium was re-programmed by designing new software, inserting it into a cell, and booting up the new program [105]. Because the operating system is the same for all known life, modifying the information content of the cell was relatively easy. Expressed differently, the two organisms – donor and recipient – belong to the same universality class. The versatility that this straightforward experimental procedure exemplifies is in marked contrast to the prospect of designing a new cell from scratch, an almost impossible task far beyond current technology. What matters here is not the physical stuff that gets from one organism to another, but the functional information content; *it is the information transfer that counts, not the specific material substrate that encodes it*. It then becomes possible to describe biological activity in purely informational terms, including constructing

causal narratives about information flow, without needing to refer back to the material substrate itself, or its own causal narrative. The information literally takes on “a life of its own”.

The liberation of the informational narrative from the material one therefore elicits a well-defined transition which may be the key step in the origin of life. To achieve this, the von Neumann formalism requires algorithmic information to be explicitly encoded. However, it is an open question whether such explicitly encoded algorithmic information is a strict requirement for this kind of informational and causal narrative. A more relaxed condition for the emergence of life may be decoupling of information and matter due to delocalization of information corresponding to a delocalization of causal influences – features which may be more generically characteristic of self-referential dynamics. Such a transition requires the abstraction of information from its physical representation, and may therefore be a necessary precondition to algorithmic takeover which requires a strict separation of software (information) from hardware (matter) mediated by an explicit encoding scheme. The most critical question in addressing the origin of life may therefore be: when does a chemical system operating more like a kite, start to behave more like the radio controlled airplane? Such a transition should be marked by a shift in causal structure, where information (a “high-level” systemic entity) gains causal efficacy over the matter it is instantiated in. The origin of life may therefore be characterized by a well-defined transition mediated by a reversal in the dominant direction of information flow from lower to higher levels of organization (bottom-up), to that from higher to lower levels of organization (top-down) which corresponds to a fundamental transition in causal structure.

6.1 Top-Down Causation and Informational Efficacy

Given the hierarchy of structure and causation of living systems, a full explanatory framework for biological processes should include both bottom-up causation (Figure 1a) – such as when a gene is read-out to make a protein that affects cellular behavior – and top-down causation (Figure 1b) – as occurs when changes in the environment initiate an organismal response that permeates all the way down to the level of individual genes [41]. Bottom-up causation has been the status-quo throughout the history of science, whereas top-down causation is less familiar and more difficult to quantify. Top-down (or downward) causation may be unique to the biological realm in the sense we are using it, and has been suggested to occur at all scales of biological organization as a mechanism for explaining informational and causal hierarchies in living systems [1, 2, 3, 4, 39, 40, 41]. Generally, top-down causation is characterized by a ‘higher’ level influencing a ‘lower’ level by setting a context (for example, by changing some physical constraints) by which the lower level actions take place [3, 39, 40]. In other words, top-down causation is characteristic of systems where almost all causal factors are context-dependent and therefore depend on information stored in the current state of the system (*e.g.* in a set of

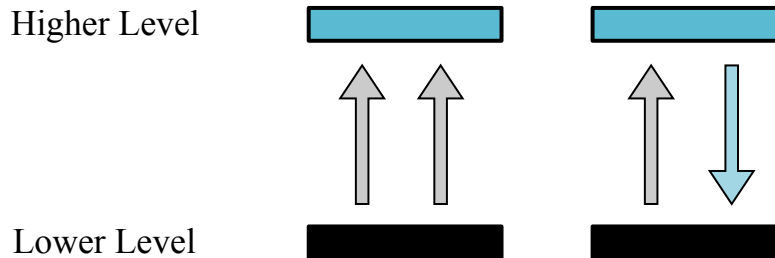


Figure 1: Bottom-up and top-down modes of causation. (a) The standard (reductionist) view suggests everything in the universe is directed by bottom-up action only, such that causation flows strictly from lower to higher levels. (b) Biological organization suggests an alternative causal structure whereby bottom-up modes of causation emanating from lower-levels provide a space of possibilities, and higher-levels of organization modify the causal relations below via top-down causation. Figure adapted from Auletta, Ellis and Jaeger [39].

context-dependent constraints which dictate the dynamics).

A classic example of top-down causation is provided by natural selection in evolution [1, 2, 106], where higher level processes (*e.g.* environmental factors and organismal phenotype) constrain and influence what happens at lower levels (*e.g.* biochemistry). This is particularly evident for cases of convergent evolution [107], of which there are many examples including wings, eyes, and the nonhomologous families of sugar kinases [108]. A very recent example of convergent evolution is the discovery of the independent origins of striated muscles in cnidarians and bilaterians [109]. In each case of evolutionary convergence, the commonality of form derived from independent origins is attributable to physical (environmental) constraints, which manifests a particular phenotypic trait in the organism (*i.e.* a wing, an eye, a muscle-type or a particular enzymatic functionality). However, the effect is also a local physical one. For example, the biochemical interactions – dictated in part by both genetic and epigenetic programming – that govern the morphological development of something as complex as a wing, an eye, or a muscle, are inherently local. Likewise the function of kinase enzymes is dependent on the larger context of the network of protein interactions within which they are embedded, but their proper folding is dependent on purely local effects. As such, natural selection provides a well-known example of how higher level processes (*e.g.* environmental selection) constrain and influence what happens at lower levels (*e.g.* biochemistry).⁹

⁹Although it is normal for biologists to discuss causal narratives in informational terms (*e.g.* cells “signal” each other, and “recruit molecules” to “express instructions” ...) a determined reductionist would argue that, in principle, this narrative would parallel an, albeit vastly more

The top-down causal efficacy of information relies on the notion of equivalence classes, where a given higher-level state leads to the same high-level outcome, independent of which lower-level state instantiates it [40]. In biology a function defines an equivalence class: operations are considered (functionally) equivalent (*i.e.* in the same equivalence class) if they produce the same outcome for some associated functional purpose. This is evident in the examples of convergent evolution cited above, in each case convergence occurs because the selected structures fit a functionally-equivalent role. Auletta *et al.* present a more rigorously studied example of this particular concept with RNase P enzymes [39]. Type A RNase P is found in *E. coli* whereas type B is found in *B. subtilis*. The two enzymes have very different three-dimensional structures, with different properties *in vitro*; however *in vivo* these two very different enzymes perform the same functional role and can in fact replace one another without loss of functionality [110] – that is to say that the two molecules, although structurally different, are functionally equivalent. The notion of functional equivalence is closely related to that of biological modularity, where a module is a separable functional unit within a biological network [111, 112]. Modules may be replaced by other members of their functional equivalence class without affecting the overall network structure (*e.g.* one may replace a node within a network and preserve the overall network structure so long as all the edges – *i.e.* the functional interactions – are left intact). The functional (semantic information) is therefore decoupled from the local physics and chemistry – any local structure will do so long as the overall network structure – characterized by information stored in the state of the system – is maintained. Functional equivalence among lower level states therefore enables higher-level processes to have autonomy from, and therefore top-down causal efficacy over, lower-levels, permitting the unique feature that the informational narrative is freed up from the material one.

6.2 Biological Hierarchies and Causality

The foregoing discussion indicates that top-down causation – mediated by informational efficacy – plays an important role in dictating the dynamics of living systems, where causal influences run both up and down modularly organized structural hierarchies. At the very least it provides a productive phenomenological framework for addressing the outstanding problem of how new-levels of biological organization emerge. Walker, Cisneros and Davies (WCD) have recently proposed that many of the major evolutionary transitions – ranging from the origin of life, to the origins of multicellularity and eusociality – might be characterized by transitions in causal structure, mediated by information gaining causal efficacy over increasingly higher levels of organization [113]. In many of the major evolutionary transitions, new higher-level entities emerge from the collective and coordinated behavior of lower-level entities, eventually transitioning

complicated, account in terms of molecular interactions alone, in which only material objects enjoy true causal efficacy. In this paper we remain agnostic on the question of such “promissory reduction” because our principal claims remain valid even if the informational-causal narrative is accepted as a mere *façon de parler*.

to a state of organization where the lower-level entities no longer have reproductive autonomy [45, 50, 114, 115]. During such transitions, the dynamics of lower level entities come under the direction of an emergent high-level entity. This, coupled with the multidirectional causal influences in biological organization, suggests that evolutionary transitions that incorporate new, higher levels of organization into a biological system should be characterized by a transition from bottom-up to top-down causation, mediated by a reversal in the dominant direction of information flow. Therefore, major shifts in biological complexity – from lower level entities to the emergence of new, higher level entities – may be associated with a physical transition (possibly akin to a thermodynamic phase transition), and this physical transition is in turn associated with a shift in causal structure.

In the present paper we hypothesize that the forgoing reversal of information flow is associated with the most critical transition of all, namely, that from non-life to life. To demonstrate such a reversal as a generic feature of many of the major evolutionary transitions, WCD presented a toy model investigating the emergence of non-trivial collective behavior in a globally coupled chaotic map lattice composed of logistic maps [116, 117]. The logistic growth model was chosen for its connection to the replicative growth of biological populations [118], thereby enabling an analogy with the transition from independent replicators to collective reproducers, cited as a hallmark feature of several of the major evolutionary transitions [45]. The model provides a clear example of how a reversal in information flow – from bottom-up to top-down – can describe a transition from a group of independent low-level entities to the emergence of a new higher-level (collective) entity.

The model system of WCD is defined as

$$x_{i,n+1} = (1 - \epsilon)f_i(x_{i,n}) + \epsilon m_n \quad ; \quad (i = 1, 2, \dots N) \quad (1)$$

where the function $f_i(x_{i,n})$ specifies the local dynamics of element i , N is the total number of elements, n is the current time-step (generation), and ϵ is the global coupling strength to the instantaneous dynamics of the mean-field, m_n , defined below in eq. 4. In analogy with biological populations, the element index i may be associated with a specific phenotype within a given population, and ϵ marks the strength of the global informational control over the local dynamics of each such element. The local dynamics of each element i is defined by the discrete logistic growth law

$$f_i(x_{i,n}) = r_i x_{i,n} \left(1 - \frac{x_{i,n}}{K}\right) \quad (2)$$

where r_i is the reproductive fitness of population i , and K is the carrying capacity (set to $K = 100$ for all i in WCD). The instantaneous state of the entire system at time step n is specified as an average over all local states by the instantaneous mean-field M_n ,

$$M_n = \frac{1}{N} \sum_{j=1}^N x_{j,n} \quad (3)$$

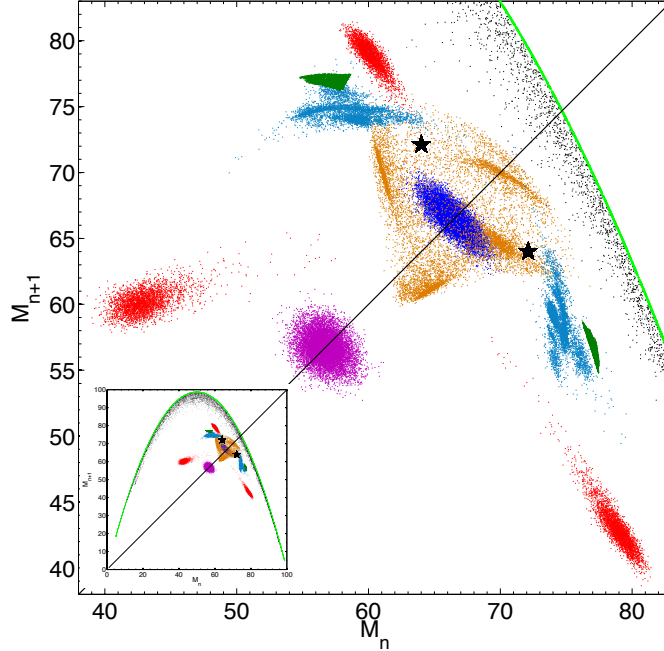


Figure 2: Return map for varying values of the global coupling strength ϵ . Shown are return maps for $\epsilon = 0$ (magenta), $\epsilon = 0.075$ (red), $\epsilon = 0.1$ (blue), $\epsilon = 0.2$ (orange), $\epsilon = 0.225$ (aqua), $\epsilon = 0.25$ (dark green), $\epsilon = 0.3$ (stars), and $\epsilon = 0.4$ (black). Also shown is the return map for a single logistic map (bright green). The inset shows an expanded view. Return maps for $\epsilon = 0.2$ (orange), $\epsilon = 0.225$ (aqua), $\epsilon = 0.25$ (dark green) demonstrate the spontaneous emergence of collective behavior coincident with a dominance of top-down causal information transfer (shown in Figure 3). Figure adopted from Walker, Cisneros and Davies [113].

The instantaneous dynamics of the mean-field, defined as

$$m_n = \frac{1}{N} \sum_{j=1}^N f_j(x_{j,n}) \quad (4)$$

is a global systemic entity (*i.e.* it cannot be identified with any specific local attribute), which has direct impact on the dynamics of local elements i in the model system. The influence of this abstract global entity is dictated by the global coupling strength ϵ .

Following the dynamics of a set of $N = 1000$ coupled logistic maps, WCD generated a time series of both the instantaneous states of the local elements, $x_{i,n}$, and of the mean-field, M_n from which causal directionality and the associated flow of information were determined. In general, the trends observed indicate that each time a collective state emerges, causal

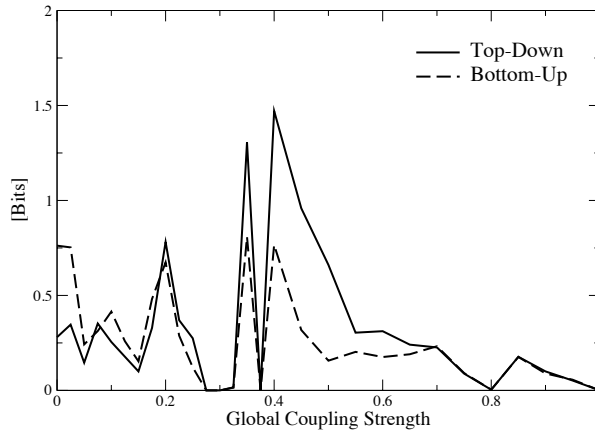


Figure 3: Top-down, $T_{M \rightarrow X}$ (solid), and bottom-up $T_{X \rightarrow M}$ (dashed), causal information transfer for varying global coupling strength ϵ for a coupled chaotic logistic map lattice. Figure adopted from Walker, Cisneros and Davies [113].

information transfer is dominated by information flow from global to local scales (see Figures 2 and 3). Particularly interesting is that top-down causation dominates for collective states in regimes with $0.2 < \epsilon < 0.7$, where the contribution from the global dynamics is not necessarily the dominant contribution in eq. (1) (*i.e.* for $0.2 < \epsilon < 0.5$). In this regime, although the weight of the contribution from the global scale may be less than the contribution from the local scale in dictating the local dynamics, collective states self-organize which are driven by top-down causal information transfer from the mean-field. The results presented for this toy model system indicate that a transition from a population of independent replicators, to a collective representing a higher-level of organization, can be mediated by a physical transition from bottom-up to top-down information flow, where non-trivial collective behavior is associated with the degree to which local elements receive information from the global network.

The results presented for the toy model system indicate that a transition from a population of independent replicators, to a collective representing a higher-level of organization, could be mediated by a physical transition from bottom-up to top-down information flow. The dynamical system investigated was designed to parallel transitory dynamics believed to be a hallmark feature of many major evolutionary transitions – *i.e.* those characterized by the emergence of higher-level reproducers from previously autonomous lower-level units [45]. Here, new high-level entities would be expected to emerge as $\epsilon \rightarrow 1$ (although non-trivial collective behavior is observed to emerge in intermediate regimes, as discussed above). Examples of major evolutionary transitions where similar dynamics are expected to have played out include the origin of life, the origin

of eukaryotes, the origin of multicellularity, and the origin of eusociality. For a more detailed discussion, see Walker, Cisneros, and Davies [113]. Importantly, the origin of life may be associated with the most important and fundamental of these transitions, being the first level of organization where such a reversal of information flow might be observed.

6.3 Quantifying the transition from Non-Life to Life

Given that when life as we know it first emerged, it was surely characterized by the same distinctive hierarchical and causal structure as all known life, the critical step in the origin of life may be associated with a physical transition (perhaps akin to a thermodynamic phase transition as noted above), and this physical transition is in turn associated with a fundamental change in causal structure (schematically illustrated in Fig. 2). The origin of life thus is unified with, but distinct from, the “higher-level” evolutionary transitions noted above in that it marks the first appearance of this reversal in causal structure, thus making it a unique transition in the physical realm (marking the transition from trivial to nontrivial information processing). The utility of this approach is that it provides a useful criterion for measuring the “emergence” of life, with a clear definition of one should look for – the origin of life should be characterized by a transition from bottom-up to top-down causation, mediated by a reversal in the dominant direction of the flow of information from lower to higher levels of organization (bottom-up), to that from higher to lower levels of organization (top-down), as observed for the toy model described above.

Therefore, to quantify the transition from nonlife to life, a measure of causal information transfer is necessary. Standard measures of information, such as Shannon or mutual information, rely on static probabilities. In other words, they can only be used to characterize passive (trivial) information processing, but fail to capture the causal efficacy of context that distinguishes living systems. A measure of causal information transfer is therefore necessary to attempt to capture this aspect of context-dependent causation. In order to infer causal information transfer (*i.e.* from higher to lower levels versus from lower to higher levels of organization, or as in the example of the previous section, from the mean-field to local elements versus from local elements to the mean-field), a measure that can capture *dynamical structure* by means of transition probabilities rather than static probabilities is required.

In Figure 3, a measure of causal information transfer was implemented which is able to effectively distinguish driving and responding elements and to detect asymmetry in interactions between systems [119]. The dynamical character of the interactions is extracted by introducing a time lag in order to compute the relevant transition probabilities. As an example, one may consider a Markov process of order k . The traditional conditional probability $p(x_{n+1}|x_n, \dots, x_{n-k+1}) = p(x_{n+1}|x_n, \dots, x_{n-k+1}, x_{n-k})$ describes a transition probability whereby each state x_{n+1} of the process is dependent (conditional) on the last k -states but is independent of the state x_{n-k} and all previous states. This conditional relationship can be

extended to any k -dimensional dynamical system as prescribed by Takens embedding theorem [120]. To simplify notation, an embedded state may be defined as $x_n^{(k)} = (x_n, \dots, x_{n-k+1})$, which describes a state in the k -dimensional phase space, such that the series of vectors $\{x_n^{(k)}\}$ contains all of the information necessary to characterize the trajectory of the dynamical variable x . Using this definition, the dynamical information shared between two processes, x and y , may then be quantified by the transfer entropy [119]:

$$T_{Y \rightarrow X}^{(k)} = \sum_n p(x_{n+1}, x_n^{(k)}, y_n^{(k)}) \log \left[\frac{p(x_{n+1} | x_n^{(k)}, y_n^{(k)})}{p(x_{n+1} | x_n^{(k)})} \right] \quad (5)$$

This measure incorporates causal relationships by relating delayed (embedded) states, $x_n^{(k)}$ and $y_n^{(k)}$, to the state x_{n+1} , and quantifies the incorrectness of assuming independence between the two processes x and y . In short, the transfer entropy provides information about the deviation from the expected entropy of two completely independent processes. This particular measure was implemented in toy model of Walker, Cisneros and Davies (see Figure 3), using the time evolution of the global “mean-field” and one local element as the two dynamical time series to be correlated.

We cite this measure of causal information transfer here as a specific example of the kind of information measure that is needed to infer causal relationships. However, any measure which captures the dynamical relationships dictating the directionality of information flow would likewise provide a useful measure of transitions in causal structure. Additional measures which infer causal directionality [121] or measure the emergence of causal states [122, 123], *i.e.* delocalization information and as such of causal influences, would likewise contribute to a deeper understanding of the transition from nonliving to living matter. An important feature of this formalism is that one need not characterize being alive or dead in a binary fashion, but might also observe classes of “almost life”. A relatively unappreciated challenge in research on the origin of life is that even if we adopt a particular working definition of life, we still need a definition of “almost life” to characterize systems which may embark on the pathway toward life but never reach the requisite complexity (if it indeed turns out that we can define a minimal complexity for life, perhaps by measuring a minimal complexity to support informational efficacy as described here). It makes sense to try to explain life’s origin only if it resulted from processes of moderately high probability, so that we can reasonably expect to explain it in terms of known science. Thus the origin of life field is based on the assumption that although we have only a vague idea what actually took place, whatever happened was not exceedingly improbable. In this paper we have subscribed to this currently popular but far-from-proven assumption (see Carter [124] for a discussion of the consistency of a single observed biosphere with post-selection of a set of exceedingly rare processes). Proceeding then on the assumption that the origin of life is not exceedingly improbable, it follows from simple statistics that there will have been a large ensemble of systems proceeding down the pathway toward life, and no obvious reason why only one member successfully completed the journey. Ideally then, there should be a parameter, or more

Property	Necessary to Known Life	Necessary to All Life
Digital Information Storage	Yes, required for heredity in extant life	Maybe, likely necessary for longevity and instructional orthogonality but may not be essential to defining life
Analog Information Processing	Yes, biochemistry processes information through analog biochemical reaction networks	Maybe, but analog alone will exhibit limited evolutionary capacity (analog life may not have staying power)
Explicitly Encoded Information	Yes, genetic encoding is mediated by ‘bilingual’ molecules	Maybe, requisite of abstraction and digitization of information, but it is at present unclear if this is requisite of the delocalization of cause
Delocalization of Causal Influences / Context Dependent Causation	Yes, characterized by separation of information from its physical representation	Yes, may be a defining characteristic of all life
Dynamical Laws Change with States (Nontrivial Information Processing)	Yes, characterized by convolution of dynamical laws and states (state determines the dynamics and the dynamics determine the state)	Yes, may be a defining characteristic of all life

Table 1: The hallmarks of life.

likely a set of parameters, to quantify progress toward life. Such a constructive measure of how close chemical systems are to the living state has been notoriously absent in almost all discussions of the origin of life. With the formalism presented here, this gradation of states of “almost life” may be quantified by adopting a variant of the transfer entropy and applying it to the relevant chemical kinetics. The most challenging aspect of using this approach is in identifying which dynamical time series are relevant and useful for determining the causal structure of a particular system. Applications of this approach to the relevant chemical kinetics might include analyzing time series or reaction rates or the concentrations of monomers, polymers, or even functional moieties. This may provide new avenues of research into the origin of life by directing efforts toward understanding how chemical systems come under direction of the global context rather than focusing strictly on the evolutionary processes that might enable a transition to the living state but do not necessitate it.

7 Conclusions

We have presented a framework for understanding the origin of life as a transition in causal structure whereby information (stored in the state of a *system*) gains causal efficacy over the matter it is instantiated in. The hallmarks of living systems based on this approach as discussed in this paper are summarized in Table 1. The advantage of this perspective is that it provides a foundation for identifying the origin of life as a well-defined transition. How this transition occurs remains an open question. While we have stressed that Darwinian evolution lacks a capacity to elu-

cidate the physical mechanisms underlying the transition from non-life to life or to distinguish nonliving from living, evolution must still drive this transition (even if it does not define it). It is likely that nontrivial information processing systems with delocalized information are more evolutionarily robust given that information can be preserved in the face of changing environmental conditions due the separation of instructions and their physical representation. Analog life-forms could have existed in the past (or could exist now as part of a shadow biosphere [85]) but are not likely to survive over geological timescales without explicitly digitized encoding of information. Therefore life-forms that “go digital” may be the only systems that survive in the long-run and are thus the only remaining artifact of the processes that led to life which survived to the present epoch. As such, the onset of Darwinian evolution in a chemical system was likely not *the* critical step in the emergence of life as is typified by analog and digital perspectives which focus solely on the storage and propagation of information. As we have seen, trivially self-replicating systems can accomplish this. Instead, the *emergence* of life was likely marked by a transition in *information processing* capabilities. This transition should be marked by a reversal in the causal flow of information from bottom-up to top-down. This criteria is more robust than the Darwinian one, in that it provides a measure for determining precisely when the origin of life occurs in a given system, rather than merely identifying systems with the capacity to potentially evolve to a living state. It therefore provides new avenues for understanding how such a transition might occur.

A distinguishing feature of the shift in causal structure associated with the origin of life – which sets it apart from more traditional phase transitions – is that one must take into account causal relations to infer which state (*e.g.* living or non-living) a given system is in. Therefore, the transitory dynamics and state (alive or not) of a particular system can only be determined by analyzing a time series of data characterizing the systems dynamical evolution. You cannot look at the system at any one instant in time and identify as alive or not - life is a dynamical and emergent systemic property, thus the oft-repeated point that “no single atom in a cell is alive, but the cell as a whole is living”. Thus, for example, a desiccated organism might have all the requisite hardware of a living organism, but one cannot generically identify it as such (*i.e.* with any of the typical identifiers such as metabolic activity or reproduction) unless it is actively processing information under hydration (in this case a necessary facet of the context). Characterizing the origin of life as a shift in causal structure marks it as a unique transition in the physical realm - distinguishing nonliving dynamical systems, which display trivial information processing only, from living systems (and the complex systems derivative of biological systems) which display nontrivial information processing as two logically and organizationally distinct kinds of dynamical systems (note this does not preclude that their may be a gradation of states which are “almost” life mentioned above). Our usual causal narrative, consisting of bottom-up action only, may therefore be only a subset of a broader class of phenomena – including life – which are characterized by their causal structure.

Acknowledgments

SIW gratefully acknowledges support from the NASA Astrobiology Institute through the NASA Postdoctoral Fellowship Program. We thank Andrew Briggs, Luis Cisneros, and George Ellis for stimulating conversations.

References

- [1] D.T. Campbell. Downward causation in hierarchically organised biological systems. In F. J. Ayala and T. Dobzhansky, editors, *Studies in the Philosophy of Biology: Reduction and Related Problems*, pages 179–186. Macmillan, London, UK, 1974.
- [2] D.T. Campbell. Levels of organization, downward causation, and the selection-theory approach to evolutionary epistemology. In G. Greenber and E. Tobach, editors, *Theories of the Evolution of Knowing*, pages 1–15. T.C. Schneirla Conference Series, 1990.
- [3] P. C. W. Davies. The physics of downward causation. In P. Clayton and P. C. W. Davies, editors, *The Re-emergence of Emergence*, pages 35–52. Oxford University Press, Oxford, UK, 2006.
- [4] G. F. R. Ellis, D. Noble, and T. O’Connor. Top-down causation: an integrating theme within and across the sciences? *J. R. Soc. Interface*, 2:1–3, 2011.
- [5] C. Darwin. *On the Origin of Species*. John Murray, London, UK, 1859.
- [6] J. W. Schopf. Microfossils of the early archean apex chert: new evidence of the antiquity of life. *Science*, 260:640, 1993.
- [7] S.J. Mojzsis, G. Arrhenius, K.D. McKeegan, T.M. Harrison, A.P. Nutman, and C.R. Friend. Evidence for life on Earth before 3,800 million years ago. *Nature*, 384(6604):55–59, November 1996.
- [8] R Gomes, H. F. Levison, K Tsiganis, and A Morbidelli. Origin of the cataclysmic Late Heavy Bombardment period of the terrestrial planets. *Nature*, 435(7041):466–469, 2005.
- [9] O. Abramov and S.J. Mojzsis. Microbial habitability of the Hadean Earth during the late heavy bombardment. *Nature*, 459(7245):419–422, 2009.
- [10] J. B. Corliss, J. A. Baross, and S. E. Hoffman. A hypothesis concerning the relationship between submarine hot springs and the origin of life on earth. *Oceanologica Acta Supp.*, 4:59–69, 1981.
- [11] M.J. Russell, A.J. Hall, A.G. Cairns-Smith, and P.S. Braterman. Submarine hot springs and the origin of life. *Nature*, 336:117, 1988.
- [12] M.P. Robertson and S.L. Miller. An efficient prebiotic synthesis of cytosine and uracil. *Nature*, 375(6534):772–774, June 1995.
- [13] A. Commeyras and *et al.* Prebiotic synthesis of sequential peptides on the Hadean beach by a molecular engine working with nitrogen oxides as energy sources. *Polym. Int.*, 665:661–665, 2002.

- [14] N.V. Hud and F.L. Anet. Intercalation-mediated synthesis and replication: A new approach to the origin of life. *J. Theor. Biol.*, 205 (4):543–562, 2000.
- [15] C. Huber and G. Wächtershäuser. Peptides by activation of amino acids with CO on (Ni,Fe)S surfaces: Implications for the origin of life. *Science*, 281(5377):670–672, 1998.
- [16] G. Wächtershäuser. Groundworks for an evolutionary biochemistry: the iron-sulphur world. *Prog. Biophys. Mol. Bio.*, 58:85 – 201, 1992.
- [17] R. M. Hazen and D.A. Sverjensky. Mineral surfaces, geochemical complexities, and the origins of life. In *Cold Spring Harbor Perspectives in Biology: The Origin of Life*. Cold Spring Harbor Press, 2010.
- [18] R. Stribling and S.L. Miller. Template-directed synthesis of oligonucleotides under eutectic conditions. *J. Mol. Evol.*, 32:289–295, 1991.
- [19] P. A. Monnard and H. Ziock. Eutectic phase in water-ice: A self-assembled environment conducive to metal-catalyzed non-enzymatic rna polymerization. *Chem. Biodivers.*, 5:1521–1539, 2008.
- [20] K. Pedersen. Exploration of deep intraterrestrial microbial life: current perspectives. *FEMS Microbiology Letters*, 185:9 – 16, 2000.
- [21] L. E. Orgel. The origin of life a review of facts and speculations. *Trends Biochem. Sci.*, 23:491 – 495, 1998.
- [22] C. McKay. An origin of life on mars. In *Cold Spring Harbor Perspectives in Biology: The Origin of Life*. Cold Spring Harbor Press, 2010.
- [23] P. C. W. Davies. *The Fifth Miracle: The Search for the Origin and Meaning of Life*. Simon and Schuster, New York, USA, 1999.
- [24] E. Schrödinger. *What is Life?* Cambridge University Press, Cambridge, 1944.
- [25] G. Joyce. Booting up life. *Nature*, 410:278–279, 2002.
- [26] M. Nowak and H. Ohtsuki. Prevolutionary dynamics and the origin of evolution. *Proc. Natl. Acad. Sci. USA*, 105(39):14924–7, 2008.
- [27] A. Pross. Towards a general theory of evolution: Extending darwinian theory to inanimate matter. *J. Sys Chem.*, 2:1, 2011.
- [28] G. Joyce. Bit by bit: The Darwinian Basis of Life. *PLoS Biol.*, 418: 214 – 221, 2012.
- [29] C. Fernando, E. Szathmáry, and P. Husbands. Selectionist and evolutionary approaches to brain function: a critical appraisal. *Front. Compt. Neurosci.*, 6:1 – 28, 2012.
- [30] C.E. Cleland and C.F. Chyba. Defining life. *Orig. Life Evol. Biosph.*, 32:387–393, 2002.
- [31] S. Tirard, M. Morange, and A. Lazcano. The definition of life: A brief history of an elusive scientific endeavor. *Astrobio.*, 10:1003 – 1009, 2010.
- [32] S. Benner. Defining life. *Astrobio.*, 10:1021 – 1030, 2010.

- [33] E. Szathmáry. The integration of the earliest genetic information. *Tree*, 4:200 – 204, 1989.
- [34] B. O. Küppers. *Information and the Origin of Life*. MIT Press, Cambridge, MA, 1990.
- [35] H. Yockey. *Information Theory, Evolution, and The Origin of Life*. Cambridge University Press, Cambridge, 2005.
- [36] R.M. Hazen, P. Griffin, J. M. Carothers, and J. W. Szostak. Functional information and the emergence of biocomplexity. *Proc. Natl. Acad. Sci. USA*, 104:8574–8581, 2007.
- [37] J. Maynard Smith. The concept of information in biology. *Phil. Sci.*, 67(2):177–194, 2000.
- [38] P. Godfrey-Smith and K. Sterelny. Biological information. In Edward N. Zalta, editor, *The Stanford Encyclopedia of Philosophy*. Fall 2008 edition, 2008.
- [39] G. Auletta, G.F.R. Ellis, and L. Jaeger. Top-down causation by information control: from a philosophical problem to a scientific research programme. *J. R. Soc. Interface*, 5:1159–72, 2008.
- [40] G. F. R. Ellis. Top-down causation and emergence: some comments on mechanisms. *J. R. Soc. Interface*, 2(1):126–140, 2012.
- [41] P. C. W. Davies. The epigenome and top-down causation. *J. R. Soc. Interface*, 2(1):42–48, 2012.
- [42] N. Goldenfeld and C. Woese. Life is Physics: Evolution as a Collective Phenomenon Far From Equilibrium. *Ann. Rev. Cond. Matt. Phys.*, 2(1):375–399, 2011.
- [43] N. Goldenfeld and C. Woese. Biology’s next revolution. *Nature*, 445:369, 2007.
- [44] P. C. W. Davies. *The Goldilocks Enigma*. Penguin Books, New York, 2006.
- [45] E. Szathmáry and J. Maynard Smith. The major evolutionary transitions. *Nature*, 374:227–232, 1995.
- [46] M. Eigen. Self-organization of matter and evolution of biological macromolecules. *Die Naturwissenschaften*, 58:465, 1971.
- [47] M. Eigen and P. Schuster. The hypercycle: A principle of natural self-organization. *Die Naturwissenschaften*, 64:541 – 565, 1977.
- [48] A. G. Cairns-Smith. *Genetic Takeover and the Mineral Origins of Life*. Cambridge University Press, Cambridge, 1982.
- [49] E. Jablonka and E. Szathmáry. The evolution of information storage and heredity. *Trends Ecol. Evol.*, 10(5):206 – 211, 1995.
- [50] E. Jablonka and M.J. Lamb. The evolution of information in the major transitions. *J. Theor. Biol.*, 239:236–46, 2006.
- [51] P. C. W. Davies. Does quantum mechanics play a non-trivial role in life? *Biosystems*, 78:69–79, 2004.

- [52] A. Lazcano and S. Miller. The origin and early evolution of life: prebiotic chemistry, the pre-RNA world, and time. *Cell*, 85:793 – 798, 1996.
- [53] T. Jenuwein and C.D. Allis. Translating the histone code. *Science*, 293(5532):1074–1080, 2001.
- [54] W. Gilbert. Origin of life: The RNA world. *Nature*, 319:618, 1986.
- [55] T. Cech. The efficiency and versatility of catalytic RNA: implications for an RNA world. *Gene*, 135:33 – 36, 1993.
- [56] G. Joyce. The Antiquity of RNA-based evolution. *Nature*, 418:214 – 221, 2002.
- [57] M.P. Robertson and G. Joyce. The Origins of the RNA World. *Cold Spring Harbor Perspectives in Biology*, pages 1–22, 2010.
- [58] R.F. Gesteland and J. F. Atkins, editors. *The RNA World*. Cold Spring Harbor Lab. Press, Massachusetts, 1993.
- [59] M. Levy and S.L. Miller. The stability of the RNA bases: Implications for the origin of life. *Proc. Natl. Acad. Sci. USA*, 95(14): 7933–7938, 1998.
- [60] R. Shaprio. A replicator was not involved in the origin of life. *Life*, 49:173 – 176, 2000.
- [61] J.D. Sutherland. Ribonucleotides. *Cold Spring Harbor Perspectives in Biology*, 2(4), 2010.
- [62] D. B. Cline, editor. *Peptide nucleic acid (PNA). Implications for the origin of the genetic material and homochirality of life*. American Institute of Physics, New York, 1996.
- [63] L. E. Orgel. A simpler nucleic acid. *Science*, 290(5495):1306–1307, 2000.
- [64] A. Eschenmoser. The search for the chemistry of life’s origin. *Tetrahedron*, 63:12821 – 12843, 2007.
- [65] N. V. Hud and *et al.* Addressing the problems of base pairing and strand cyclization in template-directed synthesis - a case for the utility and necessity of “molecular midwives” and reversible backbone linkages for the origin of proto-RNA. *Chem. Biodivers.*, 4:768–783, 2007.
- [66] A. Engelhart and N. V. Hud. Primitive genetic polymers. In *Cold Spring Harbor Perspectives in Biology: The Origin of Life*. Cold Spring Harbor Press, 2010.
- [67] K. Leu and *et al.* The prebiotic evolutionary advantage of transferring genetic information from RNA to DNA. *Nuc. Acids Res.*, pages 1–13, 2011.
- [68] F. J. Dyson. A model for the origin of life. *J. Mol. Evolution*, 18: 344–350, 1982.
- [69] S. Kauffman. *The Origins of Order: Self-organization and Selection in Evolution*. Oxford University Press, Oxford, 1993.

- [70] D. Segré, D. Ben-Eli, D. Deamer, and D. Lancet. The lipid world. *Orig.Life Evol. Biosph.*, 31:119–145, 2001.
- [71] D. H. Lee and *et al.* A self-replicating peptide. *Nature*, 382:525–528, 1996.
- [72] S.W. Childers, R. Ni, A.K. Mehta, and D.G. Lynn. Peptide membranes in chemical evolution. *Curr. Op. Chem. Biol.*, 13:652–9, 2009.
- [73] M.J. Russell and A.J. Hall. The emergence of life from iron monosulphide bubbles at a submarine hydrothermal redox and ph front. *J. Geo. Soc.*, 154:377 – 402, 1997.
- [74] D. Segré and D. Lancet. A statistical chemistry approach to the origin of life. *Biochem and Mol. Biol.*, 12:382–397, 1999.
- [75] D. Segré and D. Lancet. Composing life. *EMBO Reports*, 1(3): 217–222, 2000.
- [76] V. Vasas, E. Szathmáry, and M. Santos. Lack of evolvability in self-sustaining autocatalytic networks constraints metabolism-first scenarios for the origin of life. *Proc. Natl. Acad. Sci. USA*, 107(4): 1470–1475, 2010.
- [77] O. Markovitch and D. Lancet. Excess Mutual Catalysis Is Required for Effective Evolvability. *Artificial Life*, pages 1–23, 2012.
- [78] L.A. Rubel. Some mathematical limitations of the general-purpose analog computer. *Adv.Appl. Math.*, 9(1):22 – 34, 1988.
- [79] P.B. Allen, X. Chen, Z.B. Simpson, and A. Ellington. Modeling scalable pattern generation in dna reaction networks. *Proceedings of Artificial Life XIII*, pages 441–448, 2012.
- [80] F. Hoyle. *The Intelligent Universe*. Michael Joseph, London, 1983.
- [81] P.W. Anderson. More is Different. *Science*, 177:393–396, 1972.
- [82] W. Bains. Many chemistries could be used to build living systems. *Astrobio.*, 4(2):137–167, 2004.
- [83] S. Benner, A. Ricardo, and M.A. Carrigan. Is there a common chemical model for life in the universe? *Curr. Opin. Chem. Biol.*, 8:672 – 689, 2004.
- [84] P.D. Ward and S. Benner. Alien biochemistries. In W. Sullivan and J.A. Baross, editors, *Planets and Life: The Emerging Science of Astrobiology*. Cambridge University Press, Cambridge, 2007.
- [85] P. C. W. Davies, S.A. Benner, C.H. Lineweaver C.E. Cleland, C.P. McKay, and F. Wolfe-Simon. Signatures of a shadow biosphere. *Astrobio.*, 9:241 – 249, 2009.
- [86] J. von Neumann. *Theory of Self-Reproducing Automata*. University of Illinois, 1966.
- [87] J. von Neumann. *The Computer and the Brain*. Yale University Press, 1958.
- [88] A. Turing. On computable numbers, with an application to the entscheidungsproblem. *Proc. Lond. Math. Soc.*, 42:230 – 265, 1937.

- [89] R.D. Knight, S.J. Freeland, and L. Landweber. Rewiring the keyboard: Evolvability of the genetic code. *Nat. Rev. Genetics*, 2:49–58, 2001.
- [90] D. Hofstadter. *Godel, Escher, Bach: An Eternal Golden Braid*. Basic Books, Inc., New York, 1979.
- [91] W. Poundstone. *The Recursive Universe: Cosmic Complexity and the Limits of Scientific Knowledge*. William Morrow and Company Inc., New York, 1985.
- [92] D. Mange and M. Sipper. Von Neumann’s Quintessential Message: Genotype + Ribotype = Phenotype. *Artificial Life*, 4:225–227, 1998.
- [93] L.S. Penrose and R. Penrose. A self-reproducing analogue. *Nature*, 179:1183, 1957.
- [94] A.N. Kolmogorov. Three approaches to the quantitative definition of information. *Problems Inform. Transmission*, 1:1–7, 1965.
- [95] G. J. Chaitin. On the simplicity and speed of programs for computing infinite sets of natural numbers. *J. ACM*, 16:407, 1969.
- [96] G. J. Chaitin. *Algorithmic Information Theory*. Cambridge University Press, Cambridge, 1987.
- [97] A. Pross. On the emergence of biological complexity: Life as a kinetic state of matter. *Orig. Life Evol. Biosph.*, 35:151–166, 2005.
- [98] W. K. Johnston, P.J. Unrau, M.S. Lawrence, M.E. Glasner, and D.P. Bartel. RNA-catalyzed RNA polymerization: Accurate and general RNA-templated Primer Extension. *Science*, 71:1319, 2005.
- [99] M. Levy and A. D. Ellington. The descent of polymerization. *Nature structural biology*, 8:580–2, 2001.
- [100] T. Lincoln and G. Joyce. Self-Sustained Replication of an RNA Enzyme. *Science*, 10:e1001323, 2012.
- [101] E. Szathmary and J. Maynard Smith. From replicators to reproducers: the first major transitions leading to life. *J. Theo. Biol.*, 187: 555 – 571, 1997.
- [102] E. Szathmary. The evolution of replicators. *Phil. Trans. R. Soc. Lond. B*, 355:1669 – 1676, 2000.
- [103] M. Eigen, J. McCaskill, and P. Schuster. Molecular quasi-species. *J. Phys. Chem*, 92:6881 – 6891, 1988.
- [104] P.W. Anderson and D. L. Stein. Broken symmetry, emergent properties, dissipative structures, life: Are they related. In F. E. Yates, editor, *Self-Organizing Systems: The Emergence of Order*. Plenum Press, New York, 1987.
- [105] D. G. Gibson and *et al.* Creation of a bacterial cell controlled by a chemically synthesized genome. *Science*, 329(5987):52–56, 2010.
- [106] S. Okasha. Emergence, hierarchy and top-down causation in evolutionary biology. *J. R. Soc. Interface*, 2(1):49–54, 2012.
- [107] S. Conway Morris. *Life’s Solution: Inevitable Humans in a Lonely Universe*. Cambridge University Press, Cambridge, UK, 2005.

- [108] P. Bork, C. Sander, and A. Valencia. Convergent evolution of similar enzymatic function on different protein folds: The hexokinase, ribokinase, and galactokinase families of sugar kinases. *Protein Sci.*, 2:31–40, 2008.
- [109] P. Steinmetz and *et al.* Independent evolution of striated muscles in cnidarians and bilaterians. *Nature*, 487(7406):231–234, 2012.
- [110] B. Wegscheid, C. Condon, and R. K. Hartmann. Type A and B RNase P RNAs are interchangeable in vivo despite substantial biophysical differences. *EMBO Rep.*, 7:411417, 2006.
- [111] E. Ravasz, A. L. Somera, D. A. Mongru, Z. N. Oltvai, and A.-L. Barabási. Hierarchical organization of modularity in metabolic networks. *Science*, 297(5586):1551–1555, 2002.
- [112] J. Han and *et al.* Evidence for dynamically organized modularity in the yeast protein-protein interaction network. *Nature*, 430(6995): 88–93, 2004.
- [113] S. I. Walker, L. Cisneros, and Paul C. W. Davies. Evolutionary transitions and top-down causation. *Proceedings of Artificial Life XIII*, pages 283–290, 2012.
- [114] L.W. Buss. *The Evolution of Individuality*. Princeton University Press, Princeton, NJ USA, 1987.
- [115] E. Jablonka. Inheritance systems and the evolution of new levels of individuality. *J. Theor. Biol.*, 170(3):301 – 309, 1994.
- [116] L. Cisneros, J. Jiménez, M. G. Cosenza, and A. Parravano. Information transfer and nontrivial collective behavior in chaotic coupled map networks. *Phys. Rev. E*, 65:045204, 2002.
- [117] M.-C. Ho and F.-C. Shin. Information flow and nontrivial collective behavior in chaotic-coupled-map lattices. *Phys. Rev. E*, 67:056214, 2003.
- [118] J. D. Murray. *Mathematical Biology*. Springer-Verlag, Berlin, 1989.
- [119] T. Schreiber. Measuring information transfer. *Phys. Rev. Lett.*, 85: 461, 2007.
- [120] F. Takens. Detecting strange attractors in turbulence. *Dynamical Systems and Turbulence*, 898:366, 1980.
- [121] J. Pearl. *Causality*. Cambridge University Press, Cambridge, UK, 2000.
- [122] J.P. Crutchfield. The calculi of emergence: computation, dynamics and induction. *Physica D*, 75:11 – 54, 1994.
- [123] C.R. Shalizi and J.P. Crutchfield. Computational mechanics: Pattern and prediction, structure and simplicity. *J. Stat. Phys.*, 104: 817–879, 2001.
- [124] B. Carter. The anthropic principle and its implications for biological evolution. *Phil. Trans. R. Soc. Lond. A*, 310:347 – 363, 1983.