

On the origin of long-range correlations in texts

Eduardo G. Altmann,¹ Giampaolo Cristadoro,² and Mirko Degli Esposti²

¹*Max Planck Institute for the Physics of Complex Systems, 01187 Dresden, Germany*

²*Dipartimento di Matematica, Università di Bologna, 40126 Bologna, Italy*

The complexity of human interactions with social and natural phenomena is mirrored in the way we describe our experiences through natural language. In order to retain and convey such a high dimensional information, the statistical properties of our linguistic output has to be highly correlated in time. An example are the robust observations, still largely not understood, of correlations on arbitrary long scales in literary texts. In this paper we explain how long-range correlations flow from highly structured linguistic levels down to the building blocks of a text (words, letters, etc.). By combining calculations and data analysis we show that correlations take form of a bursty sequence of events once we approach the semantically relevant topics of the text. The mechanisms we identify are fairly general and can be equally applied to other hierarchical settings.

Published as: Proc. Nat. Acad. Sci. USA (2012) doi: 10.1073/pnas.1117723109

Literary texts are an expression of the natural language ability to project complex and high-dimensional phenomena into a one-dimensional, semantically meaningful sequence of symbols. For this projection to be successful, such sequences have to encode the information in form of structured patterns, such as correlations on arbitrarily long scales [1, 2]. Understanding how language processes long-range correlations, an ubiquitous signature of complexity present in human activities [3–7] and in the natural world [8–11], is an important task towards comprehending how natural language works and evolves. This understanding is also crucial to improve the increasingly important applications of information theory and statistical natural language processing, which are mostly based on short-range-correlations methods [12–15].

Take your favorite novel and consider the binary sequence obtained by mapping each vowel into a 1 and all other symbols into a 0. One can easily detect structures on neighboring bits, and we certainly expect some repetition patterns on the size of words. But one should certainly be surprised and intrigued when discovering that there are structures (or memory) after several pages or even on arbitrary large scales of this binary sequence. In the last twenty years, similar observations of long-range correlations in texts have been related to large scales characteristics of the novels such as the story being told, the style of the book, the author, and the language [1, 2, 6, 8, 16, 19, 20, 22]. However, the mechanisms explaining these connections are still missing (see Ref. [2] for a recent proposal). Without such mechanisms, many fundamental questions cannot be answered. For instance, why all previous investigations observed long-range correlations despite their radically different approaches? How and which correlations can flow from the high-level semantic structures down to the crude symbolic sequence in the presence of so many arbitrary influences? What information is gained on the large structures by looking at smaller ones? Finally, what is the origin of the long-range correlations?

In this paper we provide answers to these questions by approaching the problem through a novel theoretical framework. This framework uses the hierarchical organi-

zation of natural language to identify a mechanism that links the correlations at different linguistic levels. As schematically depicted in Fig. 1, a topic is linked to several words that are used to describe it in the novel. At the lower level, words are connected to the letters they are formed, and so on. We calculate how correlations are transported through these different levels and compare the results with a detailed statistical analysis in ten different novels. Our results reveal that while approaching semantically relevant high-level structures, correlations unfold in form of a bursty signal. Moving down in levels, we show that correlations (but not burstiness) are preserved, explaining the ubiquitous appearance of long-range correlations in texts.

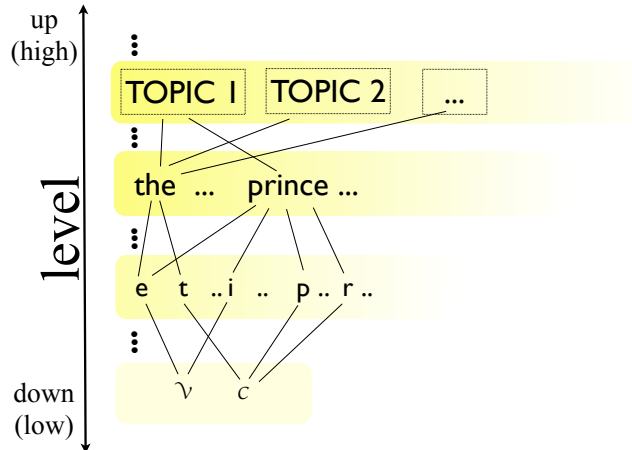


FIG. 1: Hierarchy of levels at which literary texts can be analyzed. Depicted are the levels vowels/consonants (\mathcal{V}/\mathcal{C}), letters (a-z), words, and topics.

I. THEORETICAL FRAMEWORK

A. The importance of the observable

In line with information theory, we treat a literary text as the output of a stationary and ergodic source that takes values in a finite alphabet and we look for information about the source through a statistical analysis of the text [23]. Here we focus on correlations functions, which are defined after specifying an observable and a product over functions. In particular, given a symbolic sequence \mathbf{s} (the text), we denote by s_k the symbol in the k -th position and by s_n^m ($m \geq n$) the substring $(s_n, s_{n+1}, \dots, s_m)$. As observables, we consider functions f that map symbolic sequences \mathbf{s} into a sequence \mathbf{x} of numbers (e.g., 0's and 1's). We restrict to local mappings, namely $x_k = f(s_k^{k+r})$ for any k and a finite constant $r \geq 0$. Its autocorrelation function is defined as:

$$C_f(t) := \langle f(s_i^{i+r})f(s_{i+t}^{i+t+r}) \rangle - \langle f(s_i^{i+r}) \rangle \langle f(s_{i+t}^{i+t+r}) \rangle, \quad (1)$$

where t plays the role of time (counted in number of symbols) and $\langle \cdot \rangle$ denotes an average over sliding windows, see Supporting Information (SI) Sec. I for details.

The choice of the observable f is crucial in determining whether and which “memory” of the source is being quantified. Only once a class of observables sharing the same properties is shown to have the same asymptotic autocorrelation, it is possible to think about long-range correlations of the text as a whole. In the past, different kinds of observables and encodings (which also correspond to particular choices of f) were used, from the Huffman code [25], to attributing to each symbol an arbitrary binary sequence (ASCII, unicode, 6-bit tables, dividing letters in groups, etc.) [1, 16, 20, 26, 27], to the use of the frequency-rank [7] or parts of speech [19] on the level of words. While the observation of long-range correlations in all cases points towards a fundamental source, it remains unclear which common properties these observables share. This is essential to determine whether they share a common root (conjectured in Ref. [1]) and to understand the meaning of quantitative changes in the correlations for different encodings (reported in Ref. [16]). In order to clarify these points we use mappings f that avoid the introduction of spurious correlations. Inspired by Voss [11] and Ebeling *et al.* [6, 8][40] we use f_α 's that transform the text into binary sequences \mathbf{x} by assigning $x_k = 1$ if and only if a local matching condition α is satisfied at the k -th symbol, and $x_k = 0$ otherwise (e.g., $\alpha = k$ -th symbol is a vowel). See SI-Sec. II for specific examples.

B. Correlations and burstiness

Once equipped with the binary sequence \mathbf{x} associated with the chosen condition α we can investigate the asymptotic trend of its $C_{\mathbf{x}}(t)$. We are particularly inter-

ested in the long-range correlated case

$$C_{\mathbf{x}}(t) := \langle x_j x_{j+t} \rangle - \langle x_j \rangle \langle x_{j+t} \rangle \simeq t^{-\beta}, \quad 0 < \beta < 1, \quad (2)$$

for which $\sum_{t=0}^{\infty} C(t)$ diverges. In this case the associated random walker $X(t) := \sum_{j=0}^t x_j$ spreads superdiffusively as [11, 29]

$$\sigma_X^2(t) := \langle X(t)^2 \rangle - \langle X(t) \rangle^2 \simeq t^\gamma, \quad \gamma = 2 - \beta. \quad (3)$$

In the following we investigate correlations of the binary sequence \mathbf{x} using Eq. (3) because integrated indicators lead to more robust numerical estimations of asymptotic quantities [1, 8, 10, 11]. We are mostly interested in the distinction between short- ($\beta > 1, \gamma = 1$) and long- ($0 < \beta < 1, 1 < \gamma < 2$) range correlations. We use normal (anomalous) diffusion of X interchangeably with short- (long-) range correlations of \mathbf{x} .

An insightful view on the possible origins of the long-range correlations can be achieved by exploring the relation between the power spectrum $S(\omega)$ at $\omega = 0$ and the statistics of the sequence of inter-event times τ_i 's (i.e., one plus the lengths of the cluster of 0's between consecutive 1's). For the short-range correlated case, $S(0)$ is finite and given by [30, 31]:

$$S(0) = \frac{\sigma_\tau^2}{\langle \tau \rangle^3} \left(1 + 2 \sum_k C_\tau(k) \right). \quad (4)$$

For the long-range correlated case, $S(0) \rightarrow \infty$ and Eq. (4) identifies two different origins: (i) *burstiness* measured as the broad tail of the distribution of inter-event times $p(\tau)$ (divergent σ_τ); or (ii) long-range correlations of the sequence of τ_i 's (not summable $C_\tau(k)$). In the next section we show how these two terms give different contributions at different linguistic levels of the hierarchy.

C. Hierarchy of levels

Building blocks of the hierarchy depicted in Fig. 1 are binary sequences (organized in levels) and links between them. Levels are established from sets of semantically or syntactically similar conditions α 's (e.g., vowels/consonants, different letters, different words, different topics)[41]. Each binary sequence \mathbf{x} is obtained by mapping the text using a given f_α , and will be denoted by the relevant condition in α . For instance, **prince** denotes the sequence \mathbf{x} obtained from the matching condition $\alpha : s_k^{k+7} = \text{“prince”}$. A sequence \mathbf{z} is linked to \mathbf{x} if for all j 's such that $x_j = 1$ we have $z_{j+r'} = 1$, for a fixed constant r' . If this condition is fulfilled we say that \mathbf{x} is *on top of* \mathbf{z} and that \mathbf{x} belongs to a higher level than \mathbf{z} . By definition, there are no direct links between sequences at the same level. A sequence at a given level is on top of all the sequences in lower levels to which there is a direct path. For instance, **prince** is on top of **e** which is on top of **vowel**. As will be clear later from our

results, the definition of link can be extended to have a probabilistic meaning, suited for generalizations to high levels (e.g., “prince” is more probable to appear while writing about a topic connected to war).

D. Moving in the hierarchy

We now show how correlations flow through two linked binary sequences. Without loss of generality we denote \mathbf{x} a sequence on top of \mathbf{z} and \mathbf{y} the unique sequence on top of \mathbf{z} such that $\mathbf{z} = \mathbf{x} + \mathbf{y}$ (sum and other operations are performed on each symbol: $z_i = x_i + y_i$ for all i). The spreading of the walker Z associated with \mathbf{z} is given by

$$\sigma_Z^2(t) = \sigma_X^2(t) + \sigma_Y^2(t) + 2C(X(t), Y(t)), \quad (5)$$

where $C(A, B) = \langle AB \rangle - \langle A \rangle \langle B \rangle$ is the cross-correlation. Using the Cauchy-Schwarz inequality $|C(X(t), Y(t))| \leq \sigma_X(t)\sigma_Y(t)$ we obtain

$$\sigma_Z(t) \leq \sigma_X(t) + \sigma_Y(t). \quad (6)$$

Define $\bar{\mathbf{x}}$, as the sequence obtained reverting $0 \leftrightarrow 1$ on each of its elements $\bar{x}_i = 1 - x_i$. It is easy to see that if $\mathbf{z} = \mathbf{x} + \mathbf{y}$ then $\bar{\mathbf{x}} = \bar{\mathbf{z}} + \mathbf{y}$. Applying the same arguments above, and using that $\sigma_X = \sigma_{\bar{X}}$ for any \mathbf{x} , we obtain $\sigma_X(t) \leq \sigma_Z(t) + \sigma_Y(t)$ and similarly $\sigma_Y(t) \leq \sigma_Z(t) + \sigma_X(t)$. Suppose now that $\sigma_i^2 \simeq t^{\gamma_i}$ with $i \in \{X, Y, Z\}$. In order to satisfy simultaneously the three inequalities above, at least two out of the three γ_i have to be equal to the largest value $\max_i \{\gamma_i\}$. Next we discuss the implications of this restriction to the flow of correlations up and down in our hierarchy of levels.

Up. Suppose that at a given level we have a binary sequence \mathbf{z} with long-range correlations $\gamma_Z > 1$. From our restriction we know that at least one sequence \mathbf{x} on top of \mathbf{z} , has long-range correlations with $\gamma_X \geq \gamma_Z$. This implies, in particular, that if we observe long-range correlations in the binary sequence associated with a given letter then we can argue that its anomaly originates from the anomaly of at least one word where this letter appears, higher in the hierarchy[42].

Down. Suppose \mathbf{x} is long-range correlated $\gamma_X > 1$. From Eq. (10) we see that a fine tuning cancellation with cross-correlation must appear in order for their lower-level sequence \mathbf{z} (down in the hierarchy) to have $\gamma_Z < \gamma_X$. From the restriction derived above we know that this is possible only if $\gamma_X = \gamma_Y$, which is unlikely in the typical case of sequences \mathbf{z} receiving contributions from different sources (e.g., a letter receives contribution from different words). Typically, \mathbf{z} is composed by n sequences $\mathbf{x}^{(j)}$, with $\gamma_{X^{(1)}} \neq \gamma_{X^{(2)}} \neq \dots \neq \gamma_{X^{(n)}}$, in which case $\gamma_Z = \max_j \{\gamma_{X^{(j)}}\}$. Correlations typically flow down in our hierarchy of levels.

Finite-time effects. While the results above are valid asymptotically (infinitely long sequences), in the case of any real text we can only have a finite-time estimate $\hat{\gamma}$ of the correlations γ . Already from Eq. (10) we see that the

addition of sequences with different $\gamma_{X^{(j)}}$, the mechanism for moving down in the hierarchy, leads to $\hat{\gamma}_Z < \gamma_Z$ if $\hat{\gamma}_Z$ is computed at a time when the asymptotic regime is still not dominating. This will play a crucial role in our understanding of long-range correlations in real books. In order to give quantitative estimates, we consider the case of \mathbf{z} being the sum of the most long-range correlated sequence \mathbf{x} (the one with $\gamma_X = \max_j \{\gamma_{X^{(j)}}\}$) and many other independent non-overlapping[43] sequences whose combined contribution is written as $\mathbf{y} = \xi(1 - \mathbf{x})$, with ξ_i an independent identically distributed binary random variable. This corresponds to the random addition of 1's with probability $\langle \xi \rangle$ to the 0's of \mathbf{x} . In this case σ_Z^2 shows a transition from normal $\hat{\gamma}_Z = 1$ to anomalous $\hat{\gamma}_Z = \gamma_X$ diffusion. The asymptotic regime of \mathbf{z} starts after a time

$$t_T \geq \left(\frac{\langle \xi \rangle}{1 - \langle \xi \rangle} \frac{1}{g\langle x \rangle} \right)^{1/(\gamma_X - 1)}, \quad (7)$$

where $0 < g \leq 1$ and $\gamma_X > 1$ are obtained from σ_X^2 which asymptotically goes as $g\langle x \rangle(1 - x)t^{\gamma_X}$. Note that the power-law sets at $t = 1$ only if $g = 1$. A similar relation is obtained moving up in the hierarchy, in which case a sequence \mathbf{x} in a higher level is built by random subtracting 1's from the lower-level sequence \mathbf{z} as $\mathbf{x} = \xi\mathbf{z}$ (see SI-Sec. III-A for all calculations).

Burstiness. In contrast to correlations, burstiness due to the tails of the inter-event time distribution $p(\tau)$ is not always preserved when moving up and down in the hierarchy of levels. Consider first going down by adding sequences with different tails of $p(\tau)$. The tail of the combined sequence will be constrained to the shortest tail of the individual sequences. In the random addition example, $\mathbf{z} = \mathbf{x} + \xi(1 - \mathbf{x})$ with \mathbf{x} having a broad tail in $p(\tau)$, the large τ asymptotic of \mathbf{z} has short-tails because the cluster of zeros in \mathbf{x} is cut randomly by ξ [32]. Going up in the hierarchy, we take a sequence on top of a given bursty binary sequence, e.g., using the random subtraction $\mathbf{x} = \xi\mathbf{z}$ mentioned above. The probability of finding a large inter-event time τ in \mathbf{z} is enhanced by the number of times the random deletion merges two or more clusters of 0's in \mathbf{x} , and diminished by the number of times the deletion destroys a previously existent inter-event time τ . Even accounting for the change in $\langle \tau \rangle$, this moves cannot lead to a short-ranged $p(\tau)$ for \mathbf{x} if $p(\tau)$ of \mathbf{z} has a long tail (see SI-Sec. III-B). Altogether, we expect burstiness to be preserved moving up, and destroyed moving down in the hierarchy of levels.

Summary. From Eq. (4) the origin of long-range correlations $\gamma > 1$ can be traced back to two different sources: the tail of $p(\tau)$ (burstiness) and the tail of $C_\tau(k)$. The computations above reveal their different role at different levels in the hierarchy: γ is preserved moving down, but there is a transfer of *information* from $p(\tau)$ to $C_\tau(k)$. This is better understood by considering the following simplified set-up: suppose at a given level we observe a sequence \mathbf{x} coming from a renewal process with

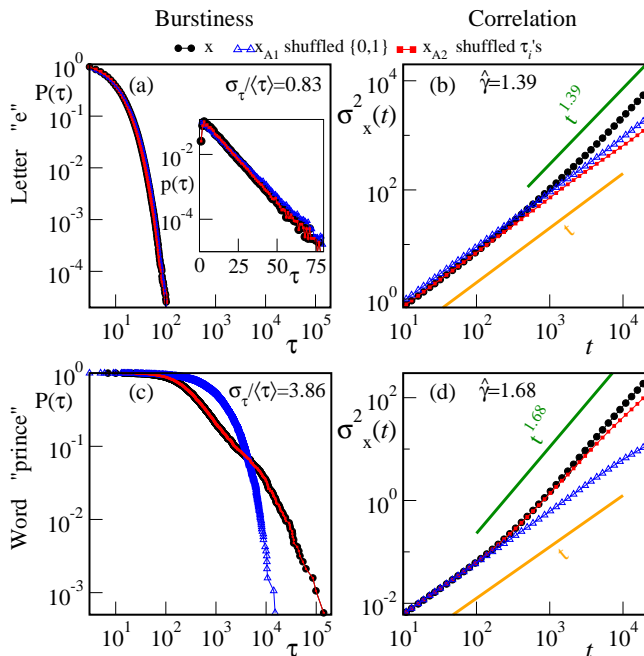


FIG. 2: Burstiness and long-range correlation on different linguistic levels. The binary sequences of the letter “e” (a,b) and of the word “prince” (c,d) in the book “War and Peace” are shown. (a,c) The cumulative inter-event time distribution $P(\tau) \equiv \int_0^\tau p(t')dt'$. (b,d) Transport $\sigma_x^2(t)$ defined in Eq. (3). The numerical results show: (a) exponential decay of $P(\tau)$ with $\sigma_\tau/\langle\tau\rangle = 0.83$ Inset: $p(\tau)$ in log-linear scales; (b) $\hat{\gamma} = 1.39 \pm 0.05$; (c) non-exponential decay of $P(\tau)$ with $\sigma_\tau/\langle\tau\rangle = 3.86$; and (d) $\hat{\gamma} = 1.68 \pm 0.05$. All panels show results for the the original and A_1, A_2 -shuffled sequences, see legend.

broad tails in the inter-event times

$$p(\tau) \sim \tau^{-\mu} \text{ and } C_\tau(k) = \delta(k), \quad (8)$$

with $2 < \mu < 3$ leading to $\gamma_X = 4 - \mu$ [19]. Let us now consider what is observed in \mathbf{z} , at a level below, obtained by adding to \mathbf{x} other independent sequences. The long τ 's (a long sequence of 0's) in Eq. (8) will be split in two long sequences introducing at the same time a cut-off τ_c in $p(\tau)$ and non-trivial correlations $C_\tau(k) \neq 0$ for large k . In this case, asymptotically the long-range correlations ($\gamma_Z = \max\{\gamma_X, \gamma_Y\} > 1$) is solely due to $C_\tau(k) \neq 0$. Burstiness affects only $\hat{\gamma}$ estimated for times $t < \tau_c$. A similar picture is expected in the generic case of a starting sequence \mathbf{x} with broad tails in both $p(\tau)$ and $C_\tau(k)$.

II. DATA ANALYSIS OF LITERARY TEXTS

Equipped with previous section's theoretical framework, here we interpret observations in real texts. We use ten English versions of international novels (see SI-Sec. IV for the list and for the pre-processing applied to the texts). For each book 41 binary sequences were analyzed separately: vowel/consonants, 20 at the letter level

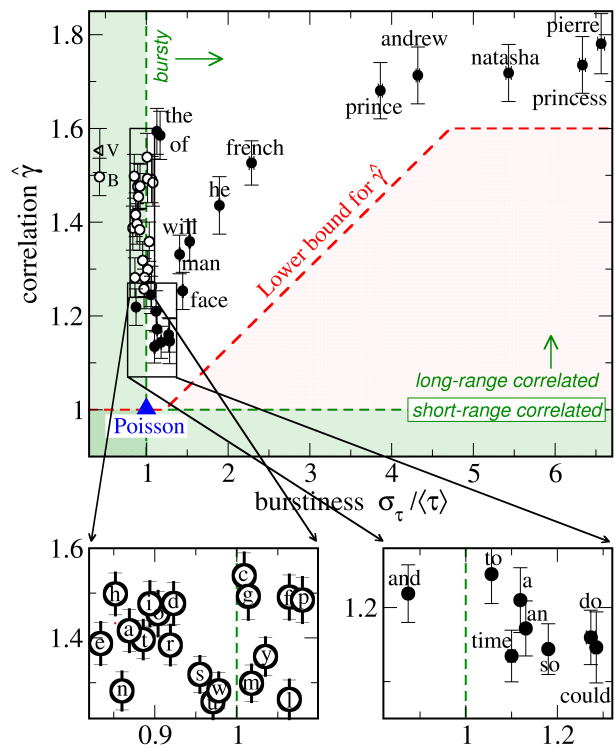


FIG. 3: Burstiness-correlation diagram for sequences at different levels. $\sigma_\tau/\langle\tau\rangle$ is an indicator of the burstiness of the distribution $p(\tau)$. $\hat{\gamma}$ is a finite time estimator of the global indicator of long-range correlation γ . A Poisson process has $(\sigma_\tau/\langle\tau\rangle, \gamma) = (1, 1)$. The twenty most frequent symbols (white circles) and twenty frequent words (black circles) of wrnpc are shown (see SI-Tables for all books). V indicates the case of **vowels** and B of **blank space**. The red dashed-line is a lower-bound estimate of $\hat{\gamma}$ due to burstiness (see SI-Sec. VI). This diagram is a generalization for long-range correlated sequences of the diagrams in Ref. [33].

(blank space and the 19 most frequent letters), and 20 at the word level (6 most frequent words, 7 most frequent nouns, and 7 words with frequency matched to the frequency of the nouns). The finite-time estimator of the long-range correlations $\hat{\gamma}$ was computed fitting Eq. (3) in a broad range of large $t \in [t_{s'}, t_s]$ (time lag of correlations) up to $t_s = 1\%$ of the book size. This range was obtained using a conservative procedure designed to robustly distinguish between short and long-range correlations (see SI-Sec. V). We illustrate the results in our longest novel, “War and Peace” by L. Tolstoy (wrnpc, in short, see SI-Tables for the results in all books).

A. Data analysis of correlations and burstiness

One of the main goals of our measurements is to distinguish, at different hierarchy levels, between the two possible sources of long-range correlations in Eq. (4) –

burstiness corresponding to $p(\tau)$ with diverging σ_τ or diverging $\sum C_\tau(k)$. To this end we compare the results with two null-model binary sequences $\mathbf{x}_{A1}, \mathbf{x}_{A2}$ obtained by applying to \mathbf{x} the following procedures:

- A1: shuffle the sequence of $\{0, 1\}$'s. Destroys all correlations.
- A2: shuffle the sequence of inter-event times τ_i 's. Destroys correlations due to $C_\tau(k)$ but preserves those due to $p(\tau)$.

Starting from the lowest level of the hierarchy depicted in Fig. 1, we obtain $\hat{\gamma} = 1.55 \pm 0.05$ for the sequence of vowels in wrnpc and $\hat{\gamma}$ between 1.18 and 1.61 in the other 9 books (see SI-Fig. S1). The values for \mathbf{x}_{A1} and \mathbf{x}_{A2} were compatible (two error bars) with the expected value $\gamma = 1.0$ in all books. Figures 2ab show the computations for the case of the letter “e”: while $p(\tau)$ decays exponentially in all cases (Fig. 2a), long-range correlations are present in the original sequence **e** but absent from the A2 shuffled version of **e** (Fig. 2b). This means that burstiness is absent from **e** and does not contribute to its long-range correlations. In contrast, for the word “prince” Fig. 2c shows a non-exponential $p(\tau)$ and Fig. 2d shows that the original sequence **prince** and the A2 shuffled sequence show similar long-range correlations (black and red curves, respectively). This means that the origin of the long-range correlations of **prince** are mainly due to burstiness – tails of $p(\tau)$ – and not to correlations in the sequence of τ_i 's – $C_\tau(k)$.

In Fig. 3 we plot for different sequences the summary quantities $\hat{\gamma}$ and $\sigma_\tau/\langle\tau\rangle$ – a measure of the burstiness proportional to the relative width of $p(\tau)$ [33, 34]. A Poisson process has $\gamma = \sigma_\tau/\langle\tau\rangle = 1$. All letters have $\sigma_\tau/\langle\tau\rangle \approx 1$, but clear long-range correlations $\hat{\gamma} > 1.1$ (left box magnified in Fig. 3). This means that correlations come from $C_\tau(k)$ and not from $p(\tau)$, as shown in Fig. 2(a,b) for the letter “e”. The situation is more interesting in the higher-level case of *words*. The most frequent words and the words selected to match the nouns mostly show $\sigma_\tau/\langle\tau\rangle \approx 1$ so that the same conclusions we drew about letters apply to these words. In contrast to this group of function words are the most frequent *nouns* that have large $\sigma_\tau/\langle\tau\rangle$ [19, 21, 34, 35] and large $\hat{\gamma}$, appearing as outliers at the upper right corner of Fig. 3. The case of “prince” shown in Fig. 2(c,d) is representative of these words, for which burstiness contributes to the long-range correlations. In order to confirm the generality of Fig. 3 in the 10 books of our database, we performed a pairwise comparison of $\hat{\gamma}$ and $\sigma_\tau/\langle\tau\rangle$ between the 7 nouns and their frequency matched words. Overall, the nouns had a larger $\hat{\gamma}$ in 56 and a larger $\sigma_\tau/\langle\tau\rangle$ in 55 out of the 70 cases (P-value $< 10^{-6}$, assuming equal probability). In every single book at least 4 out of 7 comparisons show larger values of $\hat{\gamma}$ and $\sigma_\tau/\langle\tau\rangle$ for the nouns.

We now explain a striking feature of the data shown in Fig. 3: the absence of sequences with low $\hat{\gamma}$ and high $\sigma_\tau/\langle\tau\rangle$ (lower-right corner). This is an evidence of correlation between these two indicators and motivates us

to estimate a $\sigma_\tau/\langle\tau\rangle$ -dependent lower bound for $\hat{\gamma}$, as shown in Fig. 3. Note that high values of burstiness are responsible for long-range correlations estimate $\hat{\gamma} > 1$, as discussed after Eq. (8). For instance, the slow decay of $p(\tau)$ for intermediate τ in **prince** (Fig. 2c) leads to $\sigma_\tau/\langle\tau\rangle \gg 1$ and an estimate $\hat{\gamma} > 1$ at intermediate times. Burstiness contribution to $\hat{\gamma}$ (which gets also contributions from long-range correlations in the τ_i 's) is measured by $\hat{\gamma}_{A2}$, which is usually a lower bound for the total long-range correlations: $\hat{\gamma} \geq \hat{\gamma}_{A2}$. More quantitatively, consider an A2-shuffled sequence with power-law $p(\tau)$ – as in Eq. (8) – with an exponential cut-off for $\tau > \tau_c$. By increasing τ_c we have that $\sigma_\tau/\langle\tau\rangle$ monotonously increases [it can be computed directly from $p(\tau)$]. In terms of $\hat{\gamma}_{A2}$, if the fitting interval $t \in [t_{s'}, t_s]$ used to compute the finite time $\hat{\gamma}_{A2}$ is all below τ_c (i.e. $t_s < \tau_c$) we have $\hat{\gamma}_{A2} = 4 - \mu > 1$ (see Eq. (8)) while if the fitting interval is all beyond the cutoff (i.e. $\tau_c < t_{s'}$) we have $\hat{\gamma}_{A2} = 1$. Interpolating linearly between these two values and using $\mu = 2.4$ we obtain the lower bound for $\hat{\gamma}$ in Fig. 3. It strongly restricts the range of possible $(\sigma_\tau/\langle\tau\rangle, \hat{\gamma})$ in agreement with the observations and also with $\hat{\gamma}$ obtained for the A2-shuffled sequences (see SI-Sec. VI for further details).

B. Data analysis of finite-time effects

The pre-asymptotic normal diffusion – anticipated in Sec. **Finite-time effects** – is clearly seen in Fig. 4. Our theoretical model explains also other specific observations:

1. Key-words reach higher values of $\hat{\gamma}$ than letters ($\hat{\gamma}_e < \hat{\gamma}_{\text{prince}}$). This observation contradicts our expectation for asymptotic long times: **prince** is on top of **e** and the reasoning after Eq. (10) implies $\gamma_e \geq \gamma_{\text{prince}}$. This seeming contradiction is solved by our estimate (17) of the transition time t_T needed for the finite-time estimate $\hat{\gamma}$ to reach the asymptotic γ . This is done imagining a surrogate sequence with the same frequency of “e” composed by **prince** and randomly added 1's. Using the fitting values of g, γ for **prince** in Eq. (17) we obtain $t_T \geq 6 \cdot 10^5$, which is larger than the maximum time t_s used to obtain $\hat{\gamma}$. Conversely, for a sequence with the same frequency of “prince” built as a random sequence on top of **e** we obtain $t_T \geq 7 \cdot 10^8$. These calculations not only explain $\hat{\gamma}_e < \hat{\gamma}_{\text{prince}}$, they show that **prince** is a particularly meaningful (not random) sequence on top of **e**, and that **e** is necessarily composed by other sequences with $1 < \gamma < \hat{\gamma}_{\text{prince}}$ that dominate for shorter times. More generally, the *observation* of long-range correlations at low levels is due to widespread correlations on higher levels.

2. The sharper transition for keywords. The addition of many sequences with $\gamma > 1$ explains the slow increase in $\hat{\gamma}(t)$ for letters because sequences with increasingly larger γ dominate for increasingly longer times. The same reasoning explains the positive correlation between $\hat{\gamma}_e$ and

the length of the book (Pearson Correlation $r = 0.44$, similar results for other letters). The sequence **so** also shows slow transition and small $\hat{\gamma}$, consistent with the interpretation that it is connected to many topics on upper levels. In contrast, the sharp transition for **prince** indicates the existence of fewer independent contributions on higher levels, consistent with the observation of the onset of burstiness $\sigma_\tau/\langle\tau\rangle > 1$. Altogether, this strongly supports our model of hierarchy of levels with keywords (but not function words) strongly connected to specific topics which are the actual correlation carriers. The sharp transition for the keywords appears systematically roughly at the scale of a paragraph ($10^2 - 10^3$ symbols), in agreement with similar observation in Refs. [2, 20, 22, 36].

C. Data analysis of shuffled texts

Additional insights on long-range correlations are obtained by investigating whether they are robust under different manipulations of the text [2, 6]. Here we focus on two non-trivial shuffling methods (see SI-Sec. VII for simpler cases for which our theory leads to analytic results). Consider generating new same-length texts by applying to the original texts the following procedures

- M1 Keep the position of all blank spaces fixed and place each word-token randomly in a gap of the size of the word.
- M2 Recode each word-type by an equal length random sequence of letters and replace consistently all its tokens.

Note that M1 preserve structures (e.g., words and letter frequencies) destroyed by M2. In terms of our hierarchy, M1 destroys the links to levels above word level while M2 shuffles the links from word- to letter-levels. Since according to our picture correlations originate from high level structures, we predict that M1 destroys and M2 preserves long-range correlations. Indeed simulations unequivocally show that long-range correlations present in the original texts (average $\hat{\gamma}$ of letters in wrnpc 1.40 ± 0.09 and in all books 1.26 ± 0.11) are mostly destroyed by M1 (1.10 ± 0.08 and 1.07 ± 0.08) and preserved by M2 (1.33 ± 0.08 and 1.20 ± 0.09 (see SI-Tables for all data)). At this point it is interesting to draw a connection to the *principle of the arbitrariness of the sign*, according to which the association between a given sign (e.g., a word) and the referent (e.g., the object in the real world) is arbitrary [37]. As confirmed by the M2 shuffling, the long-range correlations of literary texts are invariant under this principle because they are connected to the semantic of the text. Our theory is consistent with this principle.

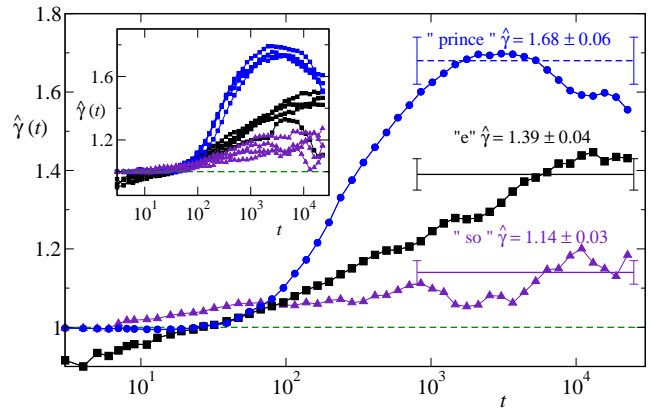


FIG. 4: Transition from normal to anomalous behavior. The time dependent exponent is computed as $\hat{\gamma}(t) \equiv \Delta \log \sigma_x^2(t) / \Delta \log t$ (local derivative of the transport curve in Fig. 2bd). Results for three sequences in wrnpc are shown (from top to bottom): the noun “prince”, the most frequent letter “e”, and the word “so” (same frequency of “prince”). The horizontal lines indicate the $\hat{\gamma}$, the error bars, and the fitting range. Inset (from top to bottom): the 4 other nouns appearing as outliers in Fig. 3, the 4 most frequent letters after “e”, and the 4 words matching the frequency of the outlier-nouns.

III. DISCUSSION

From an information theory viewpoint, long-range correlations in a symbolic sequence have two different and concurrent sources: the broad distribution of the distances between successive occurrences of the same symbol (burstiness) and the correlations of these distances. We found that the contribution of these two sources is very different for observables of a literary text at different linguist levels. In particular, our theoretical framework provides a robust mechanism explaining our extensive observations that on relevant semantic levels the text is high-dimensional and bursty while on lower levels successive projections destroy burstiness while preserving the long-range correlations of the encoded text via a flow of information from burstiness to correlations.

The mechanism explaining how correlations cascade from high- to low-levels is generic and extends to levels higher than word-level in the hierarchy in Fig. 1. The construction of such levels could be based, e.g., on techniques devised to extract information on a “concept space” [2, 22, 36]. While long-range correlations have been observed at the concept level [2], further studies are required to connect to observations made at lower levels and to distinguish between the two sources of correlations. Our results showing that correlation is preserved after random additions/subtractions of 1’s help this connection because they show that words can be linked to concepts even if they are not used every single time the concept appears (a high probability suffices). For instance, in Ref. [2] a topic can be associated to an axis

of the concept space and be linked to the words used to build it. In this case, when the text is referring to a topic there is a higher probability of using the words linked to it and therefore our results show that correlations will flow from the topic to the word level. In further higher levels, it is insightful to consider as a limit picture the renewal case – Eq. (8) – for which long-range correlations originate only due to burstiness. This *limit case* is the simplest toy model compatible with our results. Our theory predicts that correlations take form of a bursty sequence of events once we approach the semantically relevant topics of the text. Our observations show that some highly topical words already show long-range correlations mostly due to burstiness, as expected by observing that topical words are connected to less concepts than function words [35]. This renewal limit case is the desired outcome of successful analysis of anomalous diffusion in dynamical systems and has been speculated to appear in various fields [19, 32]. Using this limit case as a guideline we can think of an algorithm able to automatically detect the relevant structures in the hierarchy by pushing recursively the long-range correlations into a renewal sequence.

Next we discuss how our results improve previous analyses and open new possibilities of applications. Previous methods either worked below the letter level [1, 25–27] or combined the correlations of different letters in such a way that asymptotically the most long-range correlated sequence dominates [6, 8, 11]. Only through our results it is possible to understand that indeed a single asymptotic exponent γ should be expected in all these cases. However, and more importantly, γ is usually beyond observational range and an interesting range of finite-time $\hat{\gamma}$ is obtained depending on the observable or encoding. On the letter level, our analysis (Figs. 2 and 3) revealed that all of them are long-range correlated with no burstiness (exponentially distributed inter-event times). This lack of burstiness can be wrongly interpreted as an indication that letters [33] and most parts of speech [38] are well described by a Poisson processes. Our results explain that

the non-Poissonian (and thus information rich) character of the text is preserved in the form of long-range correlations ($\gamma > 1$), which is observed also for all frequent words (even in the most frequent word “ the ”). These observations violate not only the strict assumption of a Poisson process, they are incompatible with any finite-state Markov chain model. These models are the basis for numerous applications of automatic semantic information extraction, such as keywords extraction, authorship attribution, plagiarism detection, and automatic summarization [12–15]. All these applications can potentially benefit from our deeper understanding of the mechanisms leading to long-range correlations in texts.

Apart from these applications, more fundamental extensions of our results should: (i) consider the mutual information and similar entropy-related quantities, which have been widely used to quantify long-range correlations [6, 9] (see [24] for a comparison to correlations); (ii) go beyond the simplest case of the two point autocorrelation function and consider multi-point correlations or higher order entropies [6], which are necessary for the complete characterization of the correlations of a sequence; and (iii) consider the effect of non-stationarity on higher levels, which could cascade to lower levels and affect correlations properties. Finally, we believe that our approach may help to understand long-range correlations in any complex system for which a hierarchy of levels can be identified, such as human activities [6] and DNA sequences [9–11, 39].

Acknowledgments

We thank B. Lindner for insightful suggestions and S. Graffi for the careful reading of the manuscript. G.C. acknowledges partial support by the FIRB-project RBF08UH60 (MIUR, Italy). M. D. E. acknowledges partial support by the PRIN project 2008Y4W3CY (MIUR, Italy).

-
- [1] Schenkel A, Zhang J, Zhang Y (1993) Long range correlation in human writings. *Fractals* 1:47-55.
 - [2] Alvarez-Lacalle E, Dorow B, Eckmann JP, Moses E, (2006) Hierarchical structures induce long-range dynamical correlations in written texts. *Proc Natl Acad Sci USA* 103:7956-7961.
 - [3] Voss R, Clarke J (1975) ‘1/f noise’ in music and speech. *Nature* 258:317-318.
 - [4] Gildea D, Thornton T, Mallon M (1995) 1/f noise in human cognition. *Science* 267:1837-1839.
 - [5] Muchnik L, Havlin S, Bunde A, Stanley HE (2005) Scaling and memory in volatility return intervals in financial markets. *Proc Natl Acad Sci USA* 102:9424-9428.
 - [6] Rybski D, Buldyrev SV, Havlin S, Liljeros F, Makse HA (2009) Scaling laws of human interaction activity. *Proc Natl Acad Sci* 106:12640-12645.
 - [7] Kello CT, Brown GDA, Ferrer-i-Cancho R, Holden JG, Linkenkaer-Hansen K, Rhodes T, Van Orden GC (2010) Scaling laws in cognitive sciences. *Trends Cogn Sci* 14:223-232
 - [8] Press WH (1978) Flicker Noises in Astronomy and Elsewhere. *Comments on Astrophysics* 7:103
 - [9] Li W, Kaneko K (1992) Long-range correlation and partial $1/f^\alpha$ spectrum in a noncoding DNA sequence. *Europhys Lett* 17:655-660.
 - [10] Peng CK, Buldyrev S, Goldberger A, Havlin S, Sciortino F, Simons M, and Stanley HE (1992) Long-Range Correlations in Nucleotide Sequences. *Nature* 356: 168-171.
 - [11] Voss RF (1992) Evolution of long-range fractal correlations and $1/f$ noise in DNA base sequences. *Phys Rev Lett* 68:3805-3808.
 - [12] C.D. Manning, H. Schütze (1999) *Foundations of Statis-*

- tical Natural Language Processing*, (The MIT Press, Cambridge, Massachusetts, USA).
- [13] Stamatas E (2009) A survey of modern authorship attribution methods. *Journal of the American Society for Information Science and Technology* 60:538-556.
- [14] Oberlander J and Brew C (2000) Stochastic text generation. *Phil Trans R Soc Lond A* 358:1373-1387.
- [15] O Usatenko, V Yampolskii (2003) Binary N-Step Markov Chains and Long-Range Correlated Systems. *Phys Rev Lett* 90:110601.
- [16] Amit M, Shmerler Y, Eisenberg E, Abraham M, Shnerb N (1994) Language and codification dependence of long-range correlations in texts. *Fractals* 2:7-13
- [17] Ebeling W, Neiman A (1995) Long-range correlations between letters and sentences in texts. *Physica A* 215:233-241.
- [18] Ebeling W, Pöschel T (1994) Entropy and long-range correlations in literary English. *Europhys Lett* 26:241-246.
- [19] Allegrini P, Grigolini P, Palatella L (2004) Intermittency and scale-free networks: a dynamical model for human language complexity. *Chaos, Solitons and Fractals* 20:95-105.
- [20] Melnyk SS, Usatenko OV, and Yampolskii VA (2005) Competition between two kinds of correlations in literary texts. *Phys Rev E* 72:026140.
- [21] Herrera JP, Pury PA (2008) Statistical keyword detection in literary corpora. *Eur Phys J B* 63:135-146.
- [22] Montemurro MA, Zanette D (2010) Towards the quantification of the semantic information encoded in written language. *Adv Comp Syst* 13:135-153.
- [23] Cover TM, Thomas JA (2006) *Elements of Information Theory* (Wiley Series in Telecommunications and Signal Processing)
- [24] Herzel H, Große I (1995) Measuring correlations in symbol sequences. *Physica A: Statistical Mechanics and its Applications*, 216:518-542
- [25] Grassberger P (1989) Estimating the information content of symbol sequences and efficient codes. *IEEE Transactions on Information Theory*, 35:669-675.
- [26] Kokol P, Podgorelec V (2000) Complexity And Human Writings . *Complexity* 7:1-6.
- [27] Kanter I, Kessler DA (1995) Markov processes: linguistics and Zipf's Law. *Phys Rev Lett* 74:4559-4562.
- [28] Montemurro MA, Pury PA (2002) Long-range fractal correlations in literary corpora. *Fractals* 10:451-461.
- [29] Trefán G, Floriani E, West BJ and Grigolini P, (1994) Dynamical approach to anomalous diffusion: response of Levy processes to a perturbation. *Phys Rev E* 50:2564-2579.
- [30] Cox DR, Lewis PAW (1978) *The statistical analysis of series of events* (Chapman and Hall, London).
- [31] B. Lindner (2006) Superposition of many independent spike trains is generally not a Poisson process. *Phys Rev E* 73:022901.
- [32] Allegrini P, Menicucci D, Bedini R, Gemignani A, Paradisi P (2010) Complex intermittency blurred by noise: Theory and application to neural dynamics. *Phys Rev E* 82:015103.
- [33] Goh K-I, Barabasi A-L, Burstiness and memory in complex systems. *Europhys Lett* 81: 48002.
- [34] Ortuno M, Carpena P, Bernaola-Galvan P, Munoz E, Somoza AM (2002) Keyword detection in natural languages and DNA. *Europhys Lett* 57:759-764.
- [35] Altmann EG, Pierrehumbert JB, Motter AE (2009) Beyond word frequency: Bursts, lulls, and scaling in the temporal distributions of words. *PLoS ONE* 4:e7678.
- [36] Doxas I, Dennis S, Oliver WL (2009) The dimensionality of discourse. *Proc Natl Acad Science USA* 107:4866-4871.
- [37] Saussure F de (1983) Course in General Linguistics, Eds. Charles Bally and Albert Sechehaye. (Trans. Roy Harris. La Salle, Illinois)
- [38] Badalamenti AF (2001) Speech Parts as Poisson Processes. *Journal of Psycholinguistic Research* 30:31.
- [39] Schmitt AO, Ebeling W, Herzel H (1996) The modular structure of informational sequences. *Biosystems* 37:199210.
- [40] Our approach is slightly different from Refs. [6, 8, 11] because instead of performing an average over different symbols we investigate each symbol separately.
- [41] Note that our hierarchy of levels is different from the one used in Ref. [2], which is based on increasingly large adjacent pieces of texts.
- [42] A sequence \mathbf{x} of a word containing the given letter is on top of the sequence \mathbf{z} of that letter. If \mathbf{z} is long range correlated (lrc) then either \mathbf{x} is lrc or \mathbf{y} is lrc. Being finite the number of words with a given letter, we can recursively apply the argument to \mathbf{y} and identify at least one lrc word.
- [43] Sequences \mathbf{x} and \mathbf{y} are non-overlapping if for all i for which $x_i = 1$ we have $y_i = 0$.

SUPPORTING INFORMATION

I. AVERAGE PROCEDURE IN BINARY SEQUENCES

Given an ergodic and stationary stochastic process, correlation functions are defined as

$$\text{Corr}(j, t) := E(x_j x_{j+t}) - E(x_j)E(x_{j+t}). \quad (9)$$

where $E(\cdot)$ denotes an average over different realizations \mathbf{x} of the process. Stationarity guarantees that $\text{Corr}(j, t)$ depends on the time lag t only. In practice, one typically has no access to different realizations of the process but only to a single finite sequence. In our case, any binary sequence \mathbf{x} is obtained from a single text of length N through a given mapping. In such cases it is possible to use the assumption of ergodicity to approximate the correlation function (9) by

$$C_x(t) := \langle x_j x_{j+t} \rangle - \langle x_j \rangle \langle x_{j+t} \rangle,$$

where $\langle \cdot \rangle$ means averaging, for each fixed t , over all pairs x_j and x_{j+t} for $j = 1, 2, \dots, (N - t)$ as

$$\langle \cdot \rangle \equiv \frac{1}{N-t} \sum_{j=1}^{N-t} \cdot$$

II. MAPPING EXAMPLES

Consider the sentence “This paper is a paper of mine”. By choosing the condition α to be *the k -th symbol is a vowel* the projection f_α maps the sentence into the sequence $\{001000101001001001001001000101\}$. If α is *the k -th symbol is equal to ‘e’* than we get: $\{0000000010000000100001000000001\}$. Generally, we can treat any n -gram of letters in the same way, as for example by choosing the condition α to be *the 2-gram starting at the k -th symbol is equal to ‘er’*, that projects using a sliding window the sentence to: $\{00000000100000000001000000000\}$. Words are encoded using their corresponding n -gram, for example α could be *the 7-gram starting at the k -th symbol is equal to ‘paper’ (blank spaces included)* that gives: $\{00001000000000000010000000\}$. It is possible to generalize these procedures to more *semantic conditions* α that associate 1 to either all or part of the symbols that appears in a sentence that is attached to a specified topic. These topics can be quantitatively constructed from the frequency of words using methods such as latent semantic analysis [1] or the procedures to determine the so-called *concept space* [2].

III. SIMPLE OPERATIONS ON BINARY SEQUENCE AND THEIR EFFECTS ON LONG-RANGE CORRELATIONS AND BURSTINESS

We describe two simple procedures to construct two binary sequences \mathbf{x} and \mathbf{z} such that \mathbf{x} is *on top of* \mathbf{z} . These procedures will be based either on the “addition” of 1’s to \mathbf{x} or on the “subtraction” of 1’s of \mathbf{z} . In the simplest cases of *random* addition and subtraction, we explicitly compute how long-range correlations flow from \mathbf{x} to \mathbf{z} (corresponding to a flow from upper to lower levels of the hierarchy) and how burstiness is preserved when extracting \mathbf{x} from \mathbf{z} (moving from lower to upper levels in the hierarchy).

Recall that a sequence \mathbf{x} is *on top of* \mathbf{z} if for all j such that $x_j = 1$ we have $z_{j+r} = 1$, for a fixed constant r . Without loss of generality in the following calculations we fix for simplicity $r = 0$. We now define simple operations that map two binary sequences into a third binary sequence:

- Given two generic binary sequences \mathbf{z} and ξ we define their multiplication $\mathbf{y} = \xi \mathbf{z}$ as $y_i = \xi_i z_i, \forall i$. By construction \mathbf{y} is on top of \mathbf{z} .
- Given two non-overlapping sequences \mathbf{x} and \mathbf{y} we define their sum $\mathbf{z} = \mathbf{x} + \mathbf{y}$ as $z_i = x_i + y_i, \forall i$. By construction \mathbf{x} and \mathbf{y} are on top of \mathbf{z} . We say that sequences \mathbf{x} and \mathbf{y} are non-overlapping if for all i for which $x_i = 1$ we have $y_i = 0$.

In general, two independent binary sequences \mathbf{x} and ξ will overlap. A sequence \mathbf{y} which is non-overlapping with \mathbf{x} can be constructed from ξ as $\mathbf{y} = \xi(\mathbf{1} - \mathbf{x})$, where $\mathbf{1}$ denotes the trivial sequence with all 1’s. In this case, we say that $\mathbf{z} = \mathbf{x} + \mathbf{y}$, with $\mathbf{y} = \xi(\mathbf{1} - \mathbf{x})$ is a sequence lower than \mathbf{x} in the hierarchy that is constructed by a *random addition* (of 1’s) to \mathbf{x} . Similarly, if ζ is independent of \mathbf{z} , the sequence $\zeta \mathbf{z}$ is a *random subtraction* (of 1’s) of \mathbf{z} .

A. Transition time from normal to anomalous diffusion

Consider a sequence \mathbf{z} constructed as a random addition of 1’s to a given long-range correlated sequence \mathbf{x} : $\mathbf{z} = \mathbf{x} + \mathbf{y}$, with $\mathbf{y} = \xi(\mathbf{1} - \mathbf{x})$ and ξ a sequence of *i.i.d.* binary random variables. The associated random walker Z spreads anomalously with the same exponent of X . This asymptotic regime is masked at short times by a pre-asymptotic normal behavior. Here we first compute explicitly the spreading of Z in terms of that of X and Y and then we compute a bound for the transition time t_T to the asymptotic anomalous diffusion of Z .

As written in Eq. (5) of the main text we have and

$$\sigma_Z^2(t) = \sigma_X^2(t) + \sigma_Y^2(t) + 2C(X(t), Y(t)). \quad (10)$$

For our particular case we obtain

$$\langle Y(t) \rangle = \langle \xi \rangle t (1 - \langle x \rangle). \quad (11)$$

$$\begin{aligned} \langle Y(t)^2 \rangle &= \left\langle \sum_{i,j=1}^t (\bar{x}_i \xi_i) (\bar{x}_j \xi_j) \right\rangle \\ &= \left\langle \sum_{i=1}^t (\bar{x}_i^2 \xi_i^2) \right\rangle + \left\langle \sum_{i,j=1, i \neq j}^t (\bar{x}_i \xi_i) (\bar{x}_j \xi_j) \right\rangle \\ &= \sum_{i=1}^t \langle \bar{x}_i^2 \rangle \langle \xi^2 \rangle + \sum_{i,j=1, i \neq j}^t \langle \bar{x}_i \bar{x}_j \rangle \langle \xi \rangle^2 \\ &= \sum_{i=1}^t \langle \bar{x}_i^2 \rangle \langle \xi^2 \rangle - \sum_{i=1}^t \langle \bar{x}_i^2 \rangle \langle \xi \rangle^2 + \sum_{i=1}^t \langle \bar{x}_i^2 \rangle \langle \xi \rangle^2 + \sum_{i,j=1, i \neq j}^t \langle \bar{x}_i \bar{x}_j \rangle \langle \xi \rangle^2 \\ &= \langle \xi \rangle^2 \langle X(t)^2 \rangle + \sigma^2(\xi) \sum_{i=1}^t \langle \bar{x}_i^2 \rangle. \end{aligned} \quad (12)$$

From Eqs. (11) and (12) – and noting that $\sum_{i=1}^t \langle \bar{x}_i^2 \rangle = \sum_{i=1}^t \langle \bar{x}_i \rangle = t(1 - \langle x \rangle)$ and $\sigma_X^2(t) = \sigma_X^2(t)$ – we obtain

$$\sigma_Y^2(t) \equiv \langle Y^2(t) \rangle - \langle Y(t) \rangle^2 = \langle \xi \rangle^2 \sigma_X^2(t) + t \sigma_\xi^2 (1 - \langle x \rangle) \quad (13)$$

The correlation term in Eq. (10) can also be obtained through direct calculations:

$$\begin{aligned} C(X(t), Y(t)) &= \langle X(t)Y(t) \rangle - \langle X(t) \rangle \langle Y(t) \rangle \\ &= \left\langle \sum_{i,j=1}^t x_i (1 - x_j) \xi_j \right\rangle - \langle X \rangle \left\langle \sum_{j=1}^t (1 - x_j) \xi_j \right\rangle \\ &= \langle X(t) \rangle \langle \xi \rangle t - \langle X^2(t) \rangle \langle \xi \rangle - \langle X(t) \rangle \left[\langle \xi \rangle t - \langle X(t) \rangle \langle \xi \rangle \right] \\ &= - \langle \xi \rangle \sigma_X^2(t). \end{aligned} \quad (14)$$

Finally, inserting Eqs. (13) and (14) into Eq. (10) we have

$$\begin{aligned} \sigma_Z^2(t) &= \sigma_X^2(t) + \sigma_Y^2(t) + 2C(X(t), Y(t)) \\ &= \sigma_X^2(t) + \langle \xi \rangle^2 \sigma_X^2(t) + t \sigma_\xi^2 (1 - \langle x \rangle) - 2 \langle \xi \rangle \sigma_X^2(t) \\ &= t \sigma_\xi^2 (1 - \langle x \rangle) + \sigma_X^2(t) (1 - \langle \xi \rangle)^2 \\ &= \langle \xi \rangle (1 - \langle \xi \rangle) (1 - \langle x \rangle) t + (1 - \langle \xi \rangle)^2 \sigma_X^2(t) \end{aligned} \quad (15)$$

As X superdiffuses so it will Z and they both have the same asymptotic behavior. On the other hand the asymptotic regime is masked at short times by a pre-asymptotic normal behavior, given by the linear term in t . We stress that, even if the non-overlapping condition for \mathbf{y} forces both $\sigma_Y^2(t)$ and $C(X(t), Y(t))$ to have the same asymptotic behavior of $\sigma_X^2(t)$, their

cumulative contributions does not cancel out unless we trivially have $\langle \xi \rangle = 1$.

We now give a bound on the transition time t_T to the asymptotic anomalous diffusion of Eq. (15). Without loss of generality consider the case in which even the asymptotic anomalous behavior of X is masked by generic pre-asymptotic $A(t)$ such that

$$\sigma_X^2(t) = \langle x \rangle (1 - \langle x \rangle) [(1 - g)A(t) + gt^{\gamma_X}]$$

with $0 < g \leq 1$ and $A(t)$ increasing and such that $A(t)/t^{\gamma_X} \rightarrow 0$ for $t \rightarrow \infty$ (to guarantee that the asymptotic behavior is dominated by t^{γ_X}) and $A(1) = 1$ (as $\sigma_X^2(1) = \langle x \rangle (1 - \langle x \rangle)$). The asymptotic behavior $\sigma_Z^2(t) \sim t^{\gamma_X}$ in Eq.(15) dominates only after a time t_T

such that:

$$\frac{\langle \xi \rangle t_T + (1-g)\langle x \rangle (1-\langle \xi \rangle) A(t_T)}{g(1-\langle \xi \rangle)\langle x \rangle} = t_T^{\gamma_X} \quad (16)$$

Using the fact that the term $(1-g)\langle x \rangle (1-\langle \xi \rangle) A(t)$ is positive and that t^γ is monotonically increasing we finally have

$$t_T \geq t_T^* = \left(\frac{\langle \xi \rangle}{1-\langle \xi \rangle} \frac{1}{g\langle x \rangle} \right)^{1/(\gamma_X-1)}, \quad (17)$$

which corresponds to Eq. (7) of the main text. In practice, any finite-time estimate $\hat{\gamma}_X$ is close to the asymptotic γ_X only if the estimate is performed for $t \gg t_T$, otherwise $\hat{\gamma}_X < \gamma_X$ ($\hat{\gamma}_X = 1$ if $t \ll t_T$).

As noted in the main text, if $\mathbf{z} = \mathbf{x} + \mathbf{y}$ then $\bar{\mathbf{x}} = \bar{\mathbf{z}} + \mathbf{y}$. Applying to this relation the same arguments above, similar pre-asymptotic normal diffusion and transition time appear in the case of random subtraction, moving up in the hierarchy. More specifically, starting from a sequence \mathbf{z} such that asymptotically $\sigma_Z^2(t) \simeq g\langle z \rangle (1-\langle z \rangle) t^{\gamma_Z}$ and constructing $\mathbf{x} = \zeta \mathbf{z}$, with ζ independent of \mathbf{z} , we obtain a transition time t_T for \mathbf{x} given by:

$$t_T \geq t_T^* = \left(\frac{1-\langle \zeta \rangle}{\langle \zeta \rangle} \frac{1}{g(1-\langle z \rangle)} \right)^{1/(\gamma_Z-1)}, \quad (18)$$

which corresponds to Eq. (17) above after properly replacing $\langle x \rangle \rightarrow (1-\langle z \rangle)$, $\langle \xi \rangle \rightarrow (1-\langle \zeta \rangle)$ and $\gamma_X \rightarrow \gamma_Z$.

B. Random subtraction preserves burstiness

We consider the case of sequences as in Eq. (8) of the main text: \mathbf{z} is a sequence emerging from a renewal process with algebraically decaying inter-event times, i.e. $p(\tau) = \tau^{-\mu}$ and $C_\tau(k) = \delta(k)$. Given now a fixed $0 \leq \langle \xi \rangle \leq 1$, we consider the random subtraction $\mathbf{x} = \xi \mathbf{z}$ where each $z_j = 1$ is eventually set to $z_j = 0$ with probability $\langle \xi \rangle$. It is easy to see that the inter-event times of the new process will be distributed as:

$$\tilde{p}(\tau) = (1-\langle \xi \rangle)p(\tau) + \sum_{k \geq 1} (\langle \xi \rangle)^k \sum_{t_1+t_2+\dots+t_k=\tau} \prod_{j=1}^k p(t_j).$$

Asymptotically $\tilde{p}(\tau)$ is dominated by the long tails of $(1-\langle \xi \rangle)p(\tau)$: given a large τ , fix $\bar{k} > 0$ eventually diverging with $\tau \rightarrow \infty$ and split accordingly the sum over k in the second term of the right hand side. The term corresponding to the sum $k > \bar{k}$ is exponentially dominated by $\xi^{\bar{k}}$ and arbitrary small, while the remaining finite sum over $k \leq \bar{k}$ is controlled again by the tail of $p(\tau)$.

IV. DATA

In our investigations we considered the English version of the 10 popular novels listed in SI-Tab. Books. The texts were obtained through the Gutenberg project (<http://www.gutenberg.org>). We implement a very mild pre-processing of the text that reduces the number of different symbols and simplifies our analysis: we consider as valid symbols the letters “a-z”, numbers “0-9”, the apostrophe “’” and the blank space “ ”. Capitalization, punctuations and other markers were removed. A string of symbols between two consecutive blank spaces is considered to be a word. No lemmatization was applied to them so that plurals and singular forms are considered to be different words.

V. CONFIDENCE INTERVAL FOR DETERMINING LONG-RANGE CORRELATION

As described in the main text, the distinction between long-range and short-range correlation requires a finite-time estimate $\hat{\gamma}$ of the asymptotic diffusion exponent γ of the random-walkers associated to a binary sequence. In practice, this corresponds to estimate the tails of the $\sigma^2 \simeq t^\gamma$ relation and it is therefore essential to estimate the upper limit in t , denoted as t_s , for which we have enough accuracy to provide a reasonable estimate $\hat{\gamma}$. We adopt the following procedure to estimate t_s . We consider a surrogate binary sequence with the same length N and fraction of symbols (1’s), but with the symbols randomly placed in the sequence. For this sequence we know that $\gamma = 1$. We then consider instants of time t_i equally spaced in a logarithmic scale of t (in practice we consider $t_{i+1}/t_i = 1.2$, with i integer and $t_0 = 1$). We then estimate the local exponent as $\hat{\gamma}_{\text{local}}(t_i) = [\log_{10} \Delta \sigma^2(t_{i+1}) - \log_{10} \Delta \sigma^2(t_i)] / \log_{10}(1.2)$. For small t , $\hat{\gamma}_{\text{local}} = 1$ but for larger t statistical fluctuations arise due to the finiteness of N , as illustrated in Fig. S2(a). We choose t_s as the smallest t_i for which $\{\hat{\gamma}_{\text{local}}(t_{i+1}), \hat{\gamma}_{\text{local}}(t_{i+2}), \hat{\gamma}_{\text{local}}(t_{i+3})\}$ are all outside $[0.9, 1.1]$ (see Fig. S2a). We recall that our primary interest in the distinction between $\gamma = 1$ and $\gamma \neq 1$. The procedure described above is particularly suited for this distinction and an exponent $\hat{\gamma} > 1.1$ obtained for large $t \lesssim t_s$ can be confidently regarded as a signature of super diffusion (long-range correlation). In Fig. S2 we verify that t_s show no strong dependence on the fraction of 1’s in the binary sequence (inset) and that it scales linearly with N . Based on these results, a good estimate of t_s is $t_s = N/100$, i.e. the safe interval for determining long-range correlation ends two decades before the size of the text. This phenomenological rule was adopted in the estimate of $\hat{\gamma}$ for all cases. The t_s is only the upper limit and the estimate $\hat{\gamma}$ is performed through a least-squared fit in the time interval $t_{s'} < t < t_s = N/100$, where $t_{s'} \approx t_s/100$. In practice, we select 10 different values of t_i around $t_s/100$ and report the mean and vari-

ance over the different fittings as $\hat{\gamma}$ and its uncertainty, respectively.

VI. LOWER BOUND FOR $\hat{\gamma}$ DUE TO BURSTINESS

We start clarifying the validity of the inequality

$$\hat{\gamma} \geq \hat{\gamma}_{A2}, \quad (19)$$

where $\hat{\gamma}$ is the finite-time estimate of the total long-range correlation γ of a binary sequence \mathbf{x} and γ_{A2} is the estimate for the correlation due to the burstiness (which can be quantified by shuffling \mathbf{x} using the procedure A2 of the main text). Equation (4) of the main text shows that both burstiness $\sigma_\tau/\langle\tau\rangle \rightarrow \infty$ and long-range correlations in the sequence of τ_i 's contribute to the long-range correlations of a binary sequence \mathbf{x} . While the $\sigma_\tau/\langle\tau\rangle$ contribution is always positive, the contribution from the correlation in τ_i 's can be positive or negative. In principle, a negative contribution could precisely cancel the contribution of $\sigma_\tau/\langle\tau\rangle$ and violates the inequality (19). Conversely, this inequality is guaranteed to hold if the asymptotic contribution of the correlation in τ_i 's of \mathbf{x} to σ_X^2 is positive. We now show that this is the case for the sequences we have argued to provide a good account of our observations. Consider high in the hierarchy a renewal sequence \mathbf{x} with a given $\gamma > 1$ and broad tail in $p(\tau)$ (diverging $\sigma_\tau/\langle\tau\rangle$). Adding many independent non-overlapping sequences, we construct a lower level sequence that still has long range correlation, with the same exponent γ (see Sec. III above). For this sequence we know that the broad tail in $p(\tau)$ has a cutoff τ_c and thus burstiness gives no contribution to γ . Instead, $\gamma > 1$ results solely from the correlations in the τ 's, which are therefore necessarily positive. It is natural to expect that this positiveness of the asymptotic correlation extends to finite times, in which case the (finite time) inequality (19) holds. Indeed, for small $\tau < \tau_c$, the distribution $p(\tau)$ is not strongly affected by the independent additions and thus for $t < \tau_c$ a finite time estimate $\hat{\gamma}$ will receive contributions from both burstiness and τ 's correlations. Finally, we have directly tested the validity of Eq. (19) by comparing $\hat{\gamma}$ of different sequences \mathbf{x} to the $\hat{\gamma}_{A2}$ obtained from the corresponding \mathbf{x}_{A2} (A2-shuffled sequences of \mathbf{x} , see main text). The inequality (19) was confirmed for every single sequence we have analyzed, as shown by the fact that $\hat{\gamma}_{A2}$ (red symbols) in Fig. S3 are systematically below their corresponding $\hat{\gamma}_X$ (black circles).

We now obtain a quantitative lower bound for $\hat{\gamma}$ using Eq. (19). We consider a renewal sequence (in which case $\hat{\gamma} = \hat{\gamma}_{A2}$) with an inter-event time distribution given by

$$p(\tau) = C\tau^{-(4-\gamma_{A2})}e^{-\frac{\tau}{\tau_c}}, \quad \tau > \tau_{min}, \quad (20)$$

where τ_c is the cut-off time, γ_{A2} is the anomalous diffusion exponent for a renewal sequence with no cutoff

$\tau_c \rightarrow \infty$, τ_{min} is a lower cut-off (we fixed it at $\tau_{min} = 10$), and C is a normalization constant. We obtain the lower bound for $\hat{\gamma}$ as a function of $\sigma_\tau/\langle\tau\rangle$ by considering how $\hat{\gamma}_{A2}$ and $\sigma_\tau/\langle\tau\rangle$ change with τ_c in the model above. For short times ($t \ll \tau_c$) the corresponding walkers have not seen the cutoff and their diffusion will be anomalous with exponent $\hat{\gamma}_{A2} = \gamma_{A2}$. At longer time ($t \gg \tau_c$ [3–5]) the diffusion becomes normal $\hat{\gamma}_{A2} = 1$. Correspondingly, if the fitting interval $t \in [t'_s, t_s]$ used to compute the finite time $\hat{\gamma}_{A2}$ (see Sec. V) is all below τ_c (i.e. $t_s < \tau_c$) we have $\hat{\gamma}_{A2} = \gamma_{A2}$ while if the fitting interval is all beyond the cutoff (i.e. $\tau_c < t_{s'}$) we have $\hat{\gamma}_{A2} = 1$. When τ_c is inside the fitting interval we approximate $\hat{\gamma}_{A2}$ by linearly interpolating between γ_{A2} and 1. Finally, we can compute $\sigma_\tau/\langle\tau\rangle$ by directly calculating the first and second moments of the distribution (20). Particularly important are the values s_1 and s_2 obtained evaluating $\sigma_\tau/\langle\tau\rangle$ at the critical values of the cutoff $\tau_c = t_{s'}$ and $\tau_c = t_s$, respectively. Using the fact that $\sigma_\tau/\langle\tau\rangle$ is a monotonic increasing function of τ_c we can obtain explicitly the $\hat{\gamma}$ dependency on $\sigma_\tau/\langle\tau\rangle$. The $\hat{\gamma}_{A2}$ for the case of a binary sequence with distribution (20) is given by

$$\begin{aligned} \hat{\gamma}_{A2} &= 1 && \text{if } \sigma_\tau/\langle\tau\rangle < s_1, \\ \hat{\gamma}_{A2} &= (\sigma_\tau/\langle\tau\rangle - s_1) \frac{(\gamma_{A2}-1)}{(s_2-s_1)} + 1 && \text{if } \sigma_\tau/\langle\tau\rangle \in [s_1, s_2], \\ \hat{\gamma}_{A2} &= \gamma_{A2} && \text{if } \sigma_\tau/\langle\tau\rangle > s_2. \end{aligned}$$

The red dashed line in Fig. S3 (Fig. 3 of the main text) was computed using the fitting range corresponding to the book wrnpc $t_{s'} = 3 \cdot 10^2$, $t_s = 3 \cdot 10^4$ (see Sec. V), and $\gamma_{A2} = 1.6$ (compatible with $\hat{\gamma}$ observed for words with large $\sigma_\tau/\langle\tau\rangle$).

VII. ADDITIONAL SHUFFLING METHODS

In addition to the shuffling methods presented in the main text, we discuss here briefly two cases:

- **Shuffle words**

Mixing words order kills correlations for scales larger than the maximum word length [6, 7]. Even the blank space sequence \mathbf{B} becomes uncorrelated because its original correlations originate (as in the case of all letters) from the correlation in τ_i and not from tails in $p(\tau)$.

- **Keep all blank spaces** in their original positions and fill the empty space between them with:

- 1- two letters a, b , placed randomly with probabilities $p_a = p$ and $p_b = 1 - p$.
- 2- the same letters of the book, placed in random positions.

By construction, correlation for blank space is trivially preserved. What do we expect for the

other letters? The following simple reasoning indicates that long-range correlation should be expected asymptotically in both cases: any letter sequence \mathbf{x} is on top of the reverted blank space sequence $\bar{\mathbf{B}}$; the results in Sec. III above show that either the selected sequence \mathbf{x} or its complement \mathbf{y} (such that $\mathbf{x} + \mathbf{y} = \bar{\mathbf{B}}$) has $\gamma = \gamma_B$; and Eq. (15) above shows that any randomly chosen \mathbf{x} on top of $\bar{\mathbf{B}}$ has $\gamma = \gamma_B$. In practice these exponents are relevant only if the subsequence is dense enough in order for t_T in Eq. (18) above to be inside the observation range. For the first shuffling method and for our longest book (wrnpc), we obtain that only if $p > 95.8\%$ one finds $t_T < t_s = 1\%$ book size.

Since the most frequent letter in a book has much smaller frequency (around 10%), we conclude that in practice all sequences obtained using the second shuffling method have $\hat{\gamma} = 1$ for all books of size smaller than $100 \times t_T \approx 10^{11}$ symbols ($\approx 10^7$ pages).

These simple calculations show that $\gamma_B > 1$ does not explain the correlations observed in the letters of the original text, as has been speculated in Ref. [8]. Their origin are the long-range correlations on higher levels.

-
- [1] Landauer TK, Foltz P, Laham D (1998) Introduction to latent semantic analysis. *Discourse Process* 25:259-284.
- [2] Alvarez-Lacalle E, Dorow B, Eckmann JP, Moses E, (2006) Hierarchical structures induce long-range dynamical correlations in written texts. *Proc Natl Acad Sci USA* 103:7956-7961.
- [3] Mantegna RN and Stanley EH (1994) Stochastic Process with Ultraslow Convergence to a Gaussian: The Truncated Lévy Flight *Phys. Rev. Lett* 73:29462949.
- [4] Shlesinger MF (1995) Comment on Stochastic Process with Ultraslow Convergence to a Gaussian: The Truncated Lévy Flight *Phys. Rev. Lett.* 74: 49594959
- [5] del-Castillo-Negrete D (2009) Truncation effects in superdiffusive front propagation with Lévy flights *Phys. Rev. E* 79: 031120.
- [6] Ebeling W, Pöschel T (1994) Entropy and long-range correlations in literary English. *Europhys Lett* 26:241-246.
- [7] Montemurro MA, Pury PA (2002) Long-range fractal correlations in literary corpora. *Fractals* 10:451-461.
- [8] Ebeling W, Neiman A (1995) Long-range correlations between letters and sentences in texts. *Physica A* 215:233-241.

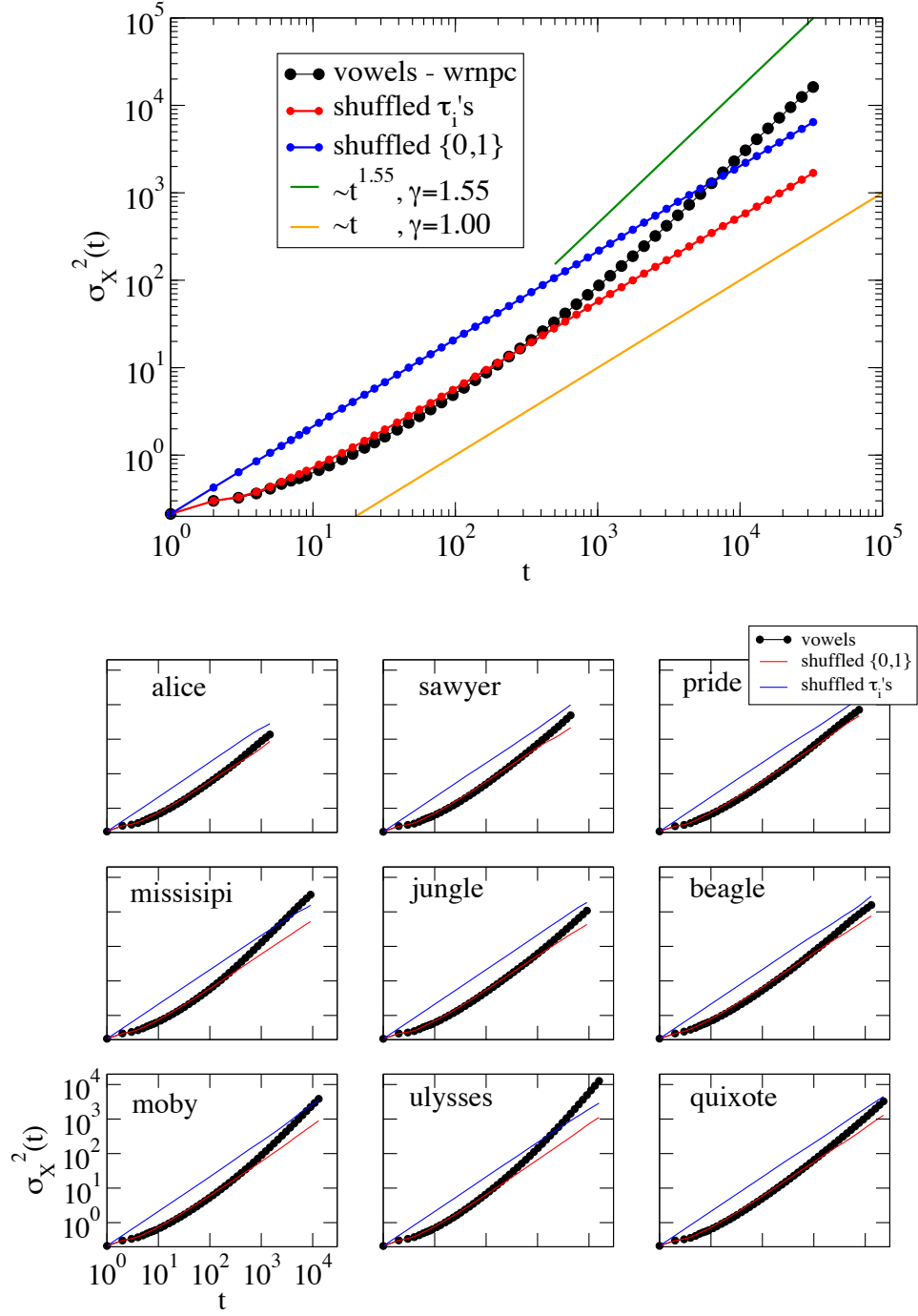


Fig. S1: Long-range correlation in texts encoded as vowels. Upper plot: detailed analysis in the book wrnpc with exponent $\hat{\gamma} = 1.55 \pm 0.05$ (wrnpc). Lower plots: analysis of the remaining 9 books with the following exponents $\hat{\gamma}$: 1.55 ± 0.05 (wrnpc), 1.18 ± 0.05 (alice), 1.23 ± 0.04 (sawyer), 1.20 ± 0.03 (pride), 1.48 ± 0.05 (missisipi), 1.26 ± 0.05 (jungle), 1.25 ± 0.04 (beagle), 1.45 ± 0.05 (moby), 1.61 ± 0.06 (ulysses), 1.26 ± 0.04 (quixote)

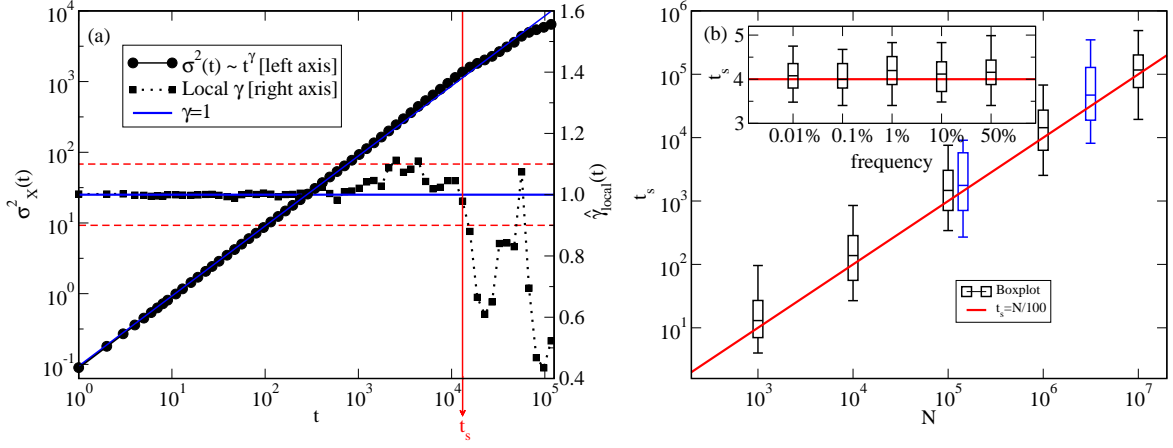


Fig. S2: (Color online) Determination of the time interval for the estimate of the long-range correlation exponent $\hat{\gamma}$. (a) The dispersion $\Delta\sigma^2$ as a function of time t is shown as \bullet for a random binary sequence of size $N = 10^6$ and 10% of 1's. The local derivative is shown as \blacksquare and agrees with the theoretical exponent $\gamma = 1$ until fluctuations start for long t (axis on the right). The time t_s denotes the end of the interval of safe determination of γ , as explained in the text. (b) Dependence of t_s on the size of the binary sequence N . The boxplots show the 5%, 25%, 50% (median), 75%, and 95% quantiles over M different realizations of a random binary sequence. Black boxplots: $M = 300$ ($M = 44$ for $N = 10^7$) realizations equally divided between frequency = 1%, 10%, 50%. Blue boxplots: $M = 35$ realizations equally divided between the frequencies of the three most frequent letters (“_”, “e”, “t”) and two most frequent words (“_the_”, “_and_”) of the shortest (Alice, $N = 143,488$) and longest (War and Peace, $N = 3,147,284$) books. Inset: boxplots of t_s for different frequencies and fixed sequence length $N = 10^6$ and $M = 100$, showing no strong dependence on frequency.

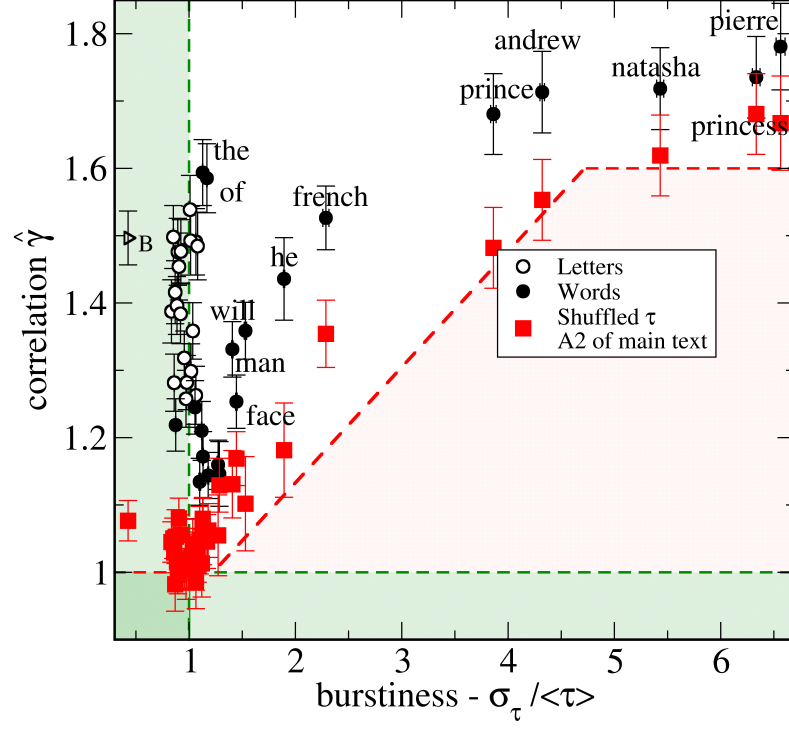


Fig. S3: This figure corresponds to Fig. 3 of the main paper with the addition (red squares) of the estimated $\hat{\gamma}$ for sequences \mathbf{x}_{A2} obtained shuffling each one of the original sequences. The shuffling does not change the $\sigma_\tau / \langle \tau \rangle$ and therefore the original and shuffled sequences appear always on the same vertical line. The fact that the results for \mathbf{x}_{A2} are systematically *below* their corresponding \mathbf{x} is a strong evidence of the validity of the inequality (19).

Short name	N - Number of Symbols	Title	Author	Translator and Information from Project Gutenberg
alice	134,847	Alice's Adventures in Wonderland	Lewis Carroll	Released: 2009-05-19
sawyer	369,222	The Adventures of Tom Sawyer	Mark Twain	Released: 2006-08-20
pride	659,408	Pride and Prejudice	Jane Austen	Updated: 2010-09-05; Released: June, 1998
missisipi	772,391	Life On The Mississippi	Mark Twain	Released: 2004-08-20
jungle	783,014	The Jungle	Upton Sinclair	Release Date: 2006-03-11
beagle	1,153,638	The Voyage Of The Beagle	Charles Darwin	Released: February 2003; Reprint from: June 1913
moby	1,169,850	Moby Dick; or The Whale	Herman Melville	Updated: 2009-01-03; Released: June 2003
ulysses	1,453,586	Ulysses	James Joyce	Released: July, 2003
quixote	2,080,431	Don Quixote	Miguel de Cervantes Saavedra	Translator: John Ormsby Released: 2004-07-27
wrmpc	3,082,079	War and Peace	Leo Tolstoy	Translator: Louise and Aylmer Maude Updated: 2007-05-07; Released: April 2001

Table S1: List of books considered in our investigations. The texts were retrieved from the Project Gutenberg www.gutenberg.org on 21-09-2010

Table S2: Correlation $\hat{\gamma}$ and burstiness $\sigma_\tau/\langle\tau\rangle$ obtained for the different binary sequences in the indicated book.

Book: alice; N=134,847									
		Original data				Shuffling M1		Shuffling M2	
sequence	N_i	$\sigma_\tau/\langle\tau\rangle$	error	$\hat{\gamma}$	error	$\hat{\gamma}$	error	$\hat{\gamma}$	error
vowels	41414	0.440	0.020	1.18	0.05				
-	26666	0.379	0.011	1.13	0.06	1.13	0.06	1.13	0.06
e	13545	0.812	0.003	1.20	0.04	1.11	0.04	1.01	0.04
t	10667	0.858	0.003	1.17	0.05	1.05	0.03	1.05	0.03
a	8772	0.838	0.003	1.14	0.05	1.07	0.03	0.98	0.04
o	8128	0.920	0.002	1.25	0.05	1.13	0.04	0.99	0.04
i	7500	0.887	0.002	1.20	0.04	1.10	0.03	1.03	0.03
h	7379	0.848	0.003	1.15	0.04	1.11	0.04	1.04	0.03
n	7001	0.895	0.002	1.09	0.03	1.13	0.04	1.02	0.03
s	6497	0.925	0.002	1.11	0.04	1.09	0.03	1.07	0.03
r	5418	0.905	0.002	1.15	0.04	1.15	0.04	1.04	0.03
d	4928	0.878	0.003	1.06	0.03	1.10	0.04	0.97	0.04
l	4704	1.081	0.003	1.20	0.06	1.12	0.04	1.00	0.03
u	3469	0.901	0.004	1.15	0.04	1.15	0.04	1.07	0.03
w	2681	0.966	0.003	1.11	0.04	1.23	0.05	0.99	0.04
g	2529	0.986	0.003	1.13	0.04	1.16	0.05	0.97	0.05
c	2397	0.980	0.005	1.15	0.05	1.11	0.04	1.00	0.03
y	2259	1.070	0.004	1.23	0.04	1.05	0.03	1.00	0.04
m	2103	1.030	0.005	1.16	0.04	1.24	0.05	0.98	0.03
f	1988	1.089	0.006	1.17	0.05	1.14	0.04	1.02	0.04
p	1514	1.143	0.006	1.17	0.04	1.13	0.04	1.05	0.03
the	1635	0.971	0.005	1.29	0.07				
and	868	0.973	0.008	1.08	0.04				
to	734	1.013	0.006	1.08	0.04				
a	624	1.057	0.007	1.08	0.03				
she	542	1.548	0.012	1.34	0.06				
it	530	1.172	0.008	1.22	0.04				
alice	386	0.885	0.008	1.01	0.05				
in	367	0.959	0.008	1.04	0.03				
way	57	1.098	0.021	1.21	0.04				
turtle	57	4.066	0.039	1.47	0.12				
hatter	55	4.978	0.050	1.46	0.12				
gryphon	55	3.541	0.038	1.43	0.10				
quite	55	1.290	0.025	1.16	0.04				
mock	55	3.919	0.045	1.45	0.12				
are	54	1.250	0.024	1.10	0.03				
think	52	1.268	0.039	1.09	0.04				
more	49	1.040	0.023	1.11	0.04				
head	49	1.230	0.024	1.07	0.03				
never	48	1.083	0.049	1.09	0.05				
voice	47	1.359	0.054	1.07	0.03				

Table S3: Correlation $\hat{\gamma}$ and burstiness $\sigma_\tau/\langle\tau\rangle$ obtained for the different binary sequences in the indicated book.

Book: beagle; N=1,153,638									
		Original data				Shuffling M1		Shuffling M2	
sequence	N_i	$\sigma_\tau/\langle\tau\rangle$	error	$\hat{\gamma}$	error	$\hat{\gamma}$	error	$\hat{\gamma}$	error
vowels	358397	0.454	0.020	1.25	0.04				
-	208375	0.434	0.009	1.34	0.04	1.34	0.04	1.34	0.04
e	123056	0.817	0.002	1.18	0.04	1.22	0.05	0.96	0.05
t	86576	0.836	0.002	1.18	0.04	1.15	0.04	0.98	0.04
a	78914	0.847	0.002	1.11	0.04	1.11	0.04	1.03	0.03
o	67896	0.885	0.001	1.20	0.04	1.24	0.04	0.96	0.05
n	64597	0.865	0.002	1.13	0.04	1.18	0.04	1.02	0.04
i	63755	0.889	0.001	1.22	0.04	1.15	0.04	1.07	0.03
s	62383	0.909	0.001	1.21	0.04	1.20	0.04	1.05	0.03
r	59027	0.870	0.001	1.17	0.04	1.09	0.04	1.05	0.03
h	54880	0.861	0.002	1.23	0.04	1.07	0.05	1.09	0.03
l	38467	1.033	0.001	1.28	0.05	1.10	0.04	1.03	0.03
d	37051	0.923	0.001	1.24	0.04	1.19	0.04	1.01	0.03
c	27687	0.978	0.001	1.28	0.04	1.17	0.04	1.11	0.03
u	24776	0.957	0.001	1.15	0.04	1.12	0.04	1.04	0.03
f	24052	0.955	0.001	1.18	0.04	1.12	0.04	1.08	0.03
m	21509	0.987	0.001	1.20	0.04	1.20	0.04	1.03	0.04
w	19172	1.010	0.001	1.36	0.05	1.21	0.04	1.07	0.03
g	18284	0.962	0.001	1.20	0.04	1.09	0.05	0.99	0.03
p	16742	1.040	0.001	1.24	0.04	1.10	0.03	1.04	0.03
y	15700	0.993	0.002	1.26	0.04	1.15	0.04	1.03	0.04
.the_	16882	0.924	0.002	1.21	0.04				
.of_	9414	0.970	0.002	1.25	0.04				
.and_	5765	0.897	0.003	1.10	0.04				
.a_	5326	1.097	0.003	1.19	0.04				
.in_	4287	1.022	0.003	1.14	0.04				
.to_	4080	1.051	0.003	1.20	0.04				
.water_	417	1.509	0.011	1.26	0.04				
.little_	412	1.117	0.011	1.08	0.03				
.where_	349	1.086	0.011	1.06	0.03				
.sea_	348	1.534	0.015	1.29	0.04				
.much_	338	1.112	0.010	1.08	0.04				
.country_	337	1.519	0.011	1.28	0.05				
.land_	318	1.387	0.012	1.25	0.04				
.must_	317	1.290	0.009	1.12	0.04				
.feet_	312	1.391	0.013	1.23	0.04				
.may_	311	1.118	0.010	1.09	0.03				
.species_	303	2.459	0.022	1.55	0.05				
.found_	303	1.217	0.010	1.16	0.04				
.me_	301	1.206	0.012	1.07	0.04				
.day_	301	1.375	0.007	1.12	0.03				

Table S4: Correlation $\hat{\gamma}$ and burstiness $\sigma_\tau/\langle\tau\rangle$ obtained for the different binary sequences in the indicated book.

Book: jungle; N=783,014									
sequence	N_i	Original data				Shuffling M1		Shuffling M2	
		$\sigma_\tau/\langle\tau\rangle$	error	$\hat{\gamma}$	error	$\hat{\gamma}$	error	$\hat{\gamma}$	error
vowels	237050	0.420	0.020	1.26	0.05				
-	151300	0.404	0.010	1.53	0.05	1.53	0.05	1.53	0.05
e	78161	0.843	0.002	1.16	0.04	1.09	0.04	1.04	0.04
t	58475	0.873	0.002	1.32	0.05	1.19	0.04	1.04	0.03
a	53663	0.854	0.002	1.21	0.04	1.17	0.04	1.08	0.03
o	47726	0.896	0.001	1.18	0.04	1.24	0.04	0.97	0.04
n	44497	0.874	0.002	1.14	0.04	1.18	0.04	1.12	0.03
h	44473	0.832	0.002	1.37	0.05	1.27	0.04	1.17	0.05
i	40025	0.906	0.001	1.34	0.05	1.23	0.05	1.13	0.04
s	37500	0.941	0.001	1.32	0.05	1.37	0.04	1.07	0.03
r	34514	0.888	0.002	1.19	0.04	1.19	0.04	1.09	0.04
d	30491	0.929	0.001	1.31	0.06	1.22	0.04	1.00	0.04
l	24876	1.059	0.001	1.20	0.04	1.10	0.04	1.07	0.03
u	17475	0.943	0.001	1.16	0.04	1.22	0.04	0.99	0.05
w	17213	0.948	0.002	1.36	0.06	1.30	0.05	1.06	0.03
m	14754	0.977	0.001	1.18	0.04	1.24	0.04	1.04	0.03
c	14148	1.006	0.001	1.37	0.05	1.18	0.04	1.10	0.04
g	14069	0.994	0.002	1.28	0.06	1.27	0.04	1.06	0.03
f	13862	1.016	0.002	1.25	0.04	1.21	0.04	1.09	0.04
y	10868	1.068	0.002	1.29	0.05	1.16	0.04	0.95	0.05
p	9940	1.074	0.002	1.24	0.05	1.24	0.04	1.06	0.04
the	8930	1.018	0.003	1.34	0.04				
and	7280	0.958	0.002	1.27	0.04				
of	4365	1.113	0.003	1.42	0.07				
to	4190	1.077	0.003	1.20	0.04				
a	4158	1.152	0.004	1.22	0.04				
he	3311	2.158	0.011	1.60	0.05				
him	1184	2.009	0.013	1.42	0.05				
jurgis	1098	2.077	0.010	1.48	0.07				
i	485	6.141	0.275	1.54	0.06				
man	463	1.301	0.013	1.27	0.04				
said	367	1.975	0.019	1.38	0.04				
time	356	1.209	0.013	1.15	0.04				
men	329	1.768	0.011	1.33	0.05				
now	325	1.077	0.009	1.11	0.03				
day	280	1.378	0.021	1.15	0.04				
other	279	1.244	0.014	1.16	0.04				
place	263	1.227	0.013	1.17	0.04				
only	261	1.042	0.010	1.03	0.04				
before	235	1.117	0.010	1.09	0.03				
home	229	1.759	0.012	1.23	0.04				

Table S5: Correlation $\hat{\gamma}$ and burstiness $\sigma_\tau/\langle\tau\rangle$ obtained for the different binary sequences in the indicated book.

Book: missisipi; N=772,391									
sequence	N_i	Original data				Shuffling M1		Shuffling M2	
		$\sigma_\tau/\langle\tau\rangle$	error	$\hat{\gamma}$	error	$\hat{\gamma}$	error	$\hat{\gamma}$	error
vowels	235370	0.445	0.020	1.48	0.05				
-	146786	0.429	0.009	1.65	0.05	1.65	0.05	1.65	0.05
e	76483	0.850	0.002	1.40	0.05	1.11	0.04	1.10	0.03
t	59660	0.858	0.002	1.24	0.04	1.18	0.04	1.02	0.04
a	51642	0.859	0.002	1.23	0.04	1.18	0.04	1.11	0.04
o	47123	0.890	0.002	1.23	0.04	1.22	0.04	1.05	0.04
n	44064	0.869	0.002	1.24	0.04	1.24	0.04	1.08	0.03
i	42750	0.920	0.001	1.30	0.04	1.19	0.04	1.11	0.03
s	38995	0.940	0.001	1.34	0.06	1.23	0.04	1.20	0.04
h	36904	0.859	0.002	1.40	0.05	1.13	0.04	1.20	0.04
r	35465	0.912	0.001	1.34	0.05	1.19	0.04	1.16	0.04
d	27682	0.974	0.001	1.40	0.06	1.24	0.04	1.05	0.03
l	24910	1.055	0.001	1.20	0.04	1.12	0.04	1.06	0.03
u	17372	0.947	0.002	1.20	0.04	1.17	0.04	1.07	0.03
w	15554	0.996	0.002	1.30	0.04	1.25	0.04	1.10	0.03
m	14940	1.006	0.002	1.29	0.04	1.27	0.04	1.09	0.04
c	14884	1.042	0.001	1.35	0.05	1.21	0.04	1.21	0.06
f	14234	1.006	0.001	1.24	0.05	1.14	0.04	1.04	0.03
g	12890	1.044	0.001	1.26	0.04	1.17	0.04	1.09	0.03
y	11994	1.022	0.002	1.34	0.04	1.14	0.04	1.02	0.03
p	11087	1.093	0.002	1.30	0.05	1.17	0.04	1.16	0.05
the	9091	1.043	0.003	1.38	0.04				
and	5898	0.995	0.003	1.34	0.05				
of	4380	1.033	0.003	1.32	0.05				
a	4057	1.098	0.003	1.22	0.04				
to	3545	1.095	0.004	1.24	0.04				
in	2555	1.031	0.004	1.14	0.04				
would	480	1.552	0.012	1.26	0.04				
river	478	2.176	0.014	1.43	0.06				
water	242	1.899	0.015	1.38	0.05				
she	239	2.055	0.022	1.44	0.06				
boat	212	1.921	0.028	1.32	0.05				
here	210	1.508	0.015	1.24	0.04				
night	177	1.609	0.012	1.30	0.05				
can	177	1.392	0.015	1.13	0.04				
go	176	1.275	0.010	1.16	0.04				
head	175	1.612	0.017	1.41	0.06				
pilot	172	2.652	0.047	1.40	0.05				
long	172	1.246	0.013	1.06	0.03				
first	164	1.132	0.018	1.11	0.04				
miles	162	1.816	0.030	1.49	0.05				

Table S6: Correlation $\hat{\gamma}$ and burstiness $\sigma_\tau/\langle\tau\rangle$ obtained for the different binary sequences in the indicated book.

Book: moby; N=1,169,850									
sequence	N_i	Original data				Shuffling M1		Shuffling M2	
		$\sigma_\tau/\langle\tau\rangle$	error	$\hat{\gamma}$	error	$\hat{\gamma}$	error	$\hat{\gamma}$	error
vowels	356037	0.441	0.020	1.45	0.05				
-	215939	0.424	0.009	1.54	0.05	1.54	0.05	1.54	0.05
e	116938	0.859	0.002	1.29	0.04	1.12	0.04	1.05	0.03
t	87882	0.860	0.002	1.23	0.04	1.25	0.04	1.00	0.03
a	77820	0.851	0.002	1.24	0.04	1.22	0.05	1.05	0.03
o	69258	0.900	0.001	1.27	0.04	1.16	0.04	1.09	0.03
n	65552	0.886	0.001	1.20	0.04	1.20	0.04	1.07	0.03
i	65349	0.905	0.001	1.28	0.04	1.11	0.04	1.09	0.03
s	64148	0.917	0.001	1.34	0.05	1.31	0.04	1.15	0.04
h	62824	0.856	0.002	1.32	0.04	1.38	0.06	1.21	0.04
r	52073	0.900	0.002	1.32	0.04	1.19	0.04	1.14	0.04
l	42733	1.051	0.001	1.22	0.04	1.20	0.04	0.99	0.03
d	38192	0.969	0.001	1.42	0.05	1.19	0.04	1.05	0.03
u	26672	0.968	0.001	1.23	0.04	1.09	0.03	1.02	0.03
m	23243	0.998	0.001	1.22	0.04	1.16	0.04	0.96	0.04
c	22482	1.031	0.001	1.32	0.04	1.30	0.04	1.15	0.04
w	22193	0.957	0.001	1.24	0.04	1.23	0.04	1.06	0.03
f	20812	0.997	0.001	1.33	0.05	1.20	0.04	1.01	0.04
g	20801	1.009	0.001	1.32	0.04	1.11	0.03	1.07	0.04
p	17233	1.057	0.001	1.23	0.04	1.13	0.04	1.12	0.03
y	16852	1.037	0.001	1.25	0.05	1.22	0.04	0.98	0.04
the	14404	1.033	0.002	1.40	0.04				
of	6600	1.073	0.003	1.47	0.06				
and	6428	0.962	0.002	1.23	0.04				
a	4722	1.137	0.003	1.34	0.05				
to	4619	1.023	0.003	1.15	0.04				
in	4166	1.021	0.003	1.30	0.05				
whale	1096	2.162	0.018	1.57	0.07				
from	1085	1.143	0.006	1.15	0.04				
man	476	1.252	0.007	1.21	0.04				
them	474	1.214	0.012	1.16	0.04				
sea	453	1.311	0.009	1.24	0.04				
old	450	1.507	0.012	1.33	0.04				
we	445	1.646	0.011	1.28	0.05				
ship	438	1.522	0.012	1.31	0.04				
ahab	436	3.056	0.021	1.53	0.06				
ye	431	2.680	0.018	1.43	0.04				
who	344	1.136	0.012	1.22	0.04				
head	342	1.346	0.012	1.35	0.05				
time	333	1.086	0.014	1.08	0.04				
long	333	1.092	0.009	1.07	0.03				

Table S7: Correlation $\hat{\gamma}$ and burstiness $\sigma_\tau/\langle\tau\rangle$ obtained for the different binary sequences in the indicated book.

Book: pride; N=659,408									
		Original data				Shuffling M1		Shuffling M2	
sequence	N_i	$\sigma_\tau/\langle\tau\rangle$	error	$\hat{\gamma}$	error	$\hat{\gamma}$	error	$\hat{\gamma}$	error
vowels	203916	0.437	0.020	1.20	0.04				
_	122194	0.450	0.008	1.41	0.05	1.41	0.05	1.41	0.05
e	69370	0.828	0.002	1.19	0.04	1.12	0.04	1.08	0.04
t	46645	0.872	0.002	1.10	0.05	1.09	0.04	1.02	0.03
a	41688	0.849	0.002	1.11	0.03	1.18	0.04	1.04	0.04
o	40041	0.891	0.001	1.18	0.04	1.09	0.03	1.00	0.04
i	37830	0.870	0.002	1.16	0.04	1.31	0.04	1.09	0.04
n	37689	0.884	0.001	1.13	0.04	1.16	0.04	1.09	0.03
h	34067	0.869	0.002	1.31	0.04	1.04	0.04	1.10	0.03
s	33114	0.956	0.001	1.06	0.03	1.11	0.03	1.06	0.03
r	32299	0.882	0.001	1.18	0.04	1.09	0.04	1.06	0.04
d	22303	0.917	0.002	1.15	0.04	1.11	0.03	1.05	0.03
l	21594	1.036	0.001	1.19	0.05	1.10	0.04	1.03	0.04
u	14987	0.971	0.002	1.26	0.04	1.17	0.04	1.03	0.03
m	14764	0.963	0.002	1.17	0.04	1.17	0.04	1.02	0.03
c	13461	1.005	0.002	1.27	0.06	1.20	0.04	1.04	0.04
y	12706	0.992	0.002	1.37	0.05	1.20	0.05	1.04	0.03
w	12305	0.949	0.002	1.23	0.04	1.14	0.04	1.06	0.04
f	11998	0.988	0.002	1.23	0.04	1.05	0.03	1.05	0.03
g	10031	0.949	0.002	1.06	0.04	1.17	0.04	1.03	0.03
b	9088	0.943	0.002	1.19	0.05	1.08	0.03	0.99	0.04
the	4331	1.083	0.003	1.24	0.04				
to	4163	0.945	0.003	1.11	0.03				
of	3609	0.974	0.003	1.21	0.04				
and	3585	0.859	0.003	1.18	0.04				
her	2225	1.592	0.015	1.31	0.04				
i	2068	2.915	0.014	1.46	0.05				
at	788	1.071	0.006	1.10	0.04				
mr	786	1.218	0.007	1.32	0.06				
they	601	1.459	0.010	1.26	0.04				
elizabeth	597	1.192	0.027	1.17	0.06				
or	300	1.026	0.010	1.00	0.03				
bennet	294	2.047	0.034	1.37	0.07				
who	284	1.148	0.010	1.06	0.03				
miss	283	1.536	0.015	1.35	0.07				
one	268	1.066	0.009	1.06	0.04				
jane	264	1.741	0.016	1.29	0.06				
bingley	257	3.166	0.019	1.45	0.08				
we	253	1.546	0.013	1.26	0.04				
own	183	1.078	0.015	1.06	0.04				
lady	183	1.924	0.023	1.38	0.06				

Table S8: Correlation $\hat{\gamma}$ and burstiness $\sigma_\tau/\langle\tau\rangle$ obtained for the different binary sequences in the indicated book.

Book: quixote; N=2,080,431									
sequence	N_i	Original data				Shuffling M1		Shuffling M2	
		$\sigma_\tau/\langle\tau\rangle$	error	$\hat{\gamma}$	error	$\hat{\gamma}$	error	$\hat{\gamma}$	error
vowels	638882	0.430	0.020	1.26	0.04				
-	402964	0.415	0.009	1.34	0.05	1.34	0.05	1.34	0.05
e	204300	0.840	0.002	1.25	0.04	1.25	0.04	1.03	0.03
t	157193	0.867	0.002	1.26	0.04	1.25	0.04	1.03	0.03
a	138706	0.841	0.002	1.25	0.04	1.28	0.04	1.09	0.03
o	136541	0.881	0.001	1.24	0.04	1.29	0.04	1.03	0.03
h	117821	0.852	0.002	1.23	0.04	1.10	0.04	1.06	0.03
n	115898	0.866	0.002	1.23	0.04	1.17	0.04	1.05	0.04
i	112746	0.881	0.001	1.26	0.04	1.19	0.04	1.04	0.03
s	106979	0.935	0.001	1.28	0.05	1.27	0.04	1.06	0.03
r	92501	0.910	0.001	1.27	0.04	1.28	0.04	1.06	0.03
d	76655	0.929	0.001	1.34	0.04	1.22	0.04	1.03	0.03
l	62107	1.108	0.002	1.24	0.04	1.28	0.05	1.01	0.03
u	46589	0.949	0.001	1.23	0.04	1.17	0.04	1.00	0.04
m	42945	0.992	0.001	1.21	0.04	1.25	0.04	1.04	0.05
f	38552	0.977	0.001	1.24	0.04	1.24	0.04	1.05	0.03
w	38209	0.986	0.001	1.29	0.04	1.21	0.04	1.05	0.03
c	37602	0.984	0.001	1.21	0.04	1.26	0.04	1.08	0.03
g	31927	0.988	0.001	1.22	0.04	1.23	0.04	1.03	0.03
y	31053	1.048	0.001	1.25	0.04	1.26	0.04	1.05	0.04
p	23880	1.069	0.001	1.23	0.04	1.26	0.04	1.11	0.03
the	20652	1.050	0.002	1.36	0.04				
and	16835	0.908	0.002	1.22	0.05				
to	13184	1.031	0.002	1.26	0.04				
of	12173	1.033	0.002	1.26	0.04				
that	7515	1.023	0.002	1.21	0.04				
in	6716	1.023	0.002	1.11	0.03				
by	2069	1.042	0.004	1.09	0.03				
sancho	2063	3.762	0.025	1.63	0.05				
or	2048	1.154	0.004	1.15	0.04				
quixote	2002	3.214	0.016	1.55	0.06				
other	609	1.072	0.008	1.11	0.04				
knight	606	2.175	0.016	1.43	0.05				
take	546	1.195	0.008	1.14	0.04				
master	545	1.720	0.013	1.38	0.04				
thy	510	2.252	0.017	1.35	0.05				
senor	509	1.632	0.009	1.28	0.04				
worship	470	2.337	0.012	1.37	0.04				
here	467	1.237	0.007	1.14	0.04				
god	467	1.169	0.011	1.12	0.04				
way	466	1.056	0.006	1.07	0.04				

Table S9: Correlation $\hat{\gamma}$ and burstiness $\sigma_\tau/\langle\tau\rangle$ obtained for the different binary sequences in the indicated book.

Book: sawyer; N=369,222									
sequence	N_i	Original data				Shuffling M1		Shuffling M2	
		$\sigma_\tau/\langle\tau\rangle$	error	$\hat{\gamma}$	error	$\hat{\gamma}$	error	$\hat{\gamma}$	error
vowels	110026	0.432	0.020	1.23	0.04				
-	71180	0.402	0.010	1.50	0.05	1.50	0.05	1.50	0.05
e	35603	0.864	0.002	1.30	0.04	1.05	0.05	0.99	0.04
t	28825	0.858	0.002	1.16	0.04	1.23	0.04	0.99	0.04
a	23478	0.858	0.002	1.17	0.04	1.03	0.03	1.13	0.04
o	23192	0.898	0.001	1.22	0.04	1.06	0.03	0.98	0.04
n	20146	0.866	0.002	1.12	0.04	1.23	0.04	1.07	0.03
h	19565	0.861	0.002	1.18	0.04	1.11	0.04	1.07	0.04
i	18811	0.910	0.002	1.16	0.05	1.23	0.04	1.05	0.03
s	17716	0.951	0.001	1.19	0.04	1.13	0.04	1.08	0.03
r	15247	0.917	0.002	1.30	0.05	1.13	0.04	1.10	0.05
d	14850	0.950	0.002	1.20	0.04	1.20	0.04	1.01	0.03
l	12136	1.086	0.002	1.17	0.04	1.14	0.04	1.06	0.03
u	8942	0.949	0.002	1.18	0.04	1.07	0.04	1.06	0.03
w	8042	0.949	0.002	1.13	0.03	1.18	0.04	1.12	0.04
m	7135	0.977	0.002	1.22	0.04	1.18	0.04	1.02	0.03
y	6725	1.043	0.002	1.36	0.04	1.04	0.03	1.00	0.04
g	6606	1.041	0.002	1.16	0.04	1.15	0.05	1.06	0.03
c	6497	1.030	0.003	1.23	0.05	1.09	0.05	1.16	0.04
f	6004	1.047	0.003	1.22	0.04	1.11	0.03	1.02	0.03
b	4958	0.959	0.003	1.10	0.04	1.25	0.04	1.02	0.03
the	3703	1.154	0.004	1.35	0.04				
and	3105	1.008	0.003	1.21	0.04				
a	1863	1.085	0.005	1.20	0.04				
to	1727	1.054	0.004	1.14	0.03				
of	1436	1.127	0.005	1.21	0.04				
he	1197	1.770	0.015	1.40	0.04				
tom	689	1.740	0.014	1.39	0.06				
with	647	1.068	0.008	1.15	0.04				
if	237	1.404	0.011	1.23	0.04				
huck	223	3.228	0.024	1.46	0.07				
boys	155	1.767	0.019	1.24	0.06				
did	150	1.336	0.018	1.22	0.04				
joe	133	2.248	0.051	1.38	0.06				
never	131	1.185	0.017	1.14	0.04				
boy	122	1.788	0.054	1.29	0.06				
back	121	0.968	0.015	1.04	0.03				
off	99	1.335	0.019	1.12	0.04				
night	98	2.025	0.057	1.29	0.04				
other	96	1.145	0.019	1.12	0.03				
becky	96	2.701	0.036	1.55	0.10				

Table S10: Correlation $\hat{\gamma}$ and burstiness $\sigma_\tau/\langle\tau\rangle$ obtained for the different binary sequences in the indicated book.

Book: ulysses; N=1,453,586									
sequence	N_i	Original data				Shuffling M1		Shuffling M2	
		$\sigma_\tau/\langle\tau\rangle$	error	$\hat{\gamma}$	error	$\hat{\gamma}$	error	$\hat{\gamma}$	error
vowels	440676	0.456	0.020	1.61	0.06				
-	265304	0.436	0.009	1.78	0.06	1.78	0.06	1.78	0.06
e	141465	0.855	0.002	1.28	0.04	1.30	0.06	1.11	0.03
t	100183	0.904	0.001	1.54	0.07	1.37	0.06	1.05	0.03
a	93129	0.877	0.001	1.32	0.05	1.25	0.06	1.06	0.03
o	91403	0.930	0.001	1.19	0.04	1.35	0.05	1.10	0.04
i	81407	0.914	0.001	1.44	0.07	1.33	0.06	1.21	0.05
n	80138	0.897	0.001	1.34	0.05	1.27	0.04	1.26	0.06
s	76915	0.950	0.001	1.40	0.06	1.31	0.06	1.23	0.06
h	72550	0.906	0.002	1.61	0.06	1.23	0.05	1.44	0.08
r	69852	0.918	0.001	1.49	0.06	1.22	0.04	1.30	0.06
l	55052	1.074	0.001	1.41	0.06	1.39	0.06	1.19	0.05
d	49093	0.980	0.001	1.44	0.05	1.17	0.04	1.04	0.04
u	33272	0.982	0.001	1.25	0.04	1.36	0.06	1.16	0.04
m	31535	1.025	0.001	1.29	0.05	1.35	0.05	1.05	0.03
c	29894	1.072	0.001	1.62	0.07	1.31	0.04	1.36	0.07
g	27791	1.031	0.001	1.36	0.06	1.24	0.05	1.19	0.04
f	26638	1.025	0.001	1.30	0.05	1.22	0.04	1.12	0.03
w	26164	1.056	0.001	1.53	0.07	1.32	0.05	1.31	0.06
y	24251	1.032	0.001	1.36	0.05	1.15	0.03	1.01	0.03
p	22440	1.124	0.002	1.46	0.06	1.27	0.05	1.25	0.05
the	14952	1.071	0.002	1.44	0.06				
of	8141	1.121	0.003	1.63	0.07				
and	7217	1.167	0.003	1.53	0.05				
a	6518	1.144	0.003	1.24	0.04				
to	4963	1.157	0.003	1.38	0.07				
in	4946	1.002	0.002	1.16	0.04				
were	510	1.461	0.013	1.27	0.04				
stephen	505	4.955	0.099	1.64	0.06				
we	425	2.427	0.085	1.25	0.04				
man	415	1.388	0.019	1.16	0.04				
into	330	1.179	0.011	1.14	0.04				
eyes	329	1.921	0.013	1.21	0.04				
where	310	1.214	0.014	1.11	0.03				
hand	308	1.295	0.017	1.18	0.04				
street	293	1.394	0.013	1.21	0.04				
our	291	1.556	0.018	1.23	0.04				
first	278	1.306	0.011	1.19	0.04				
father	277	1.631	0.013	1.62	0.05				
day	250	1.131	0.012	1.10	0.03				
just	249	2.014	0.012	1.20	0.04				

Table S11: Correlation $\hat{\gamma}$ and burstiness $\sigma_\tau/\langle\tau\rangle$ obtained for the different binary sequences in the indicated book.

Book: wrnpc; N=3,082,079									
sequence	N_i	Original data				Shuffling M1		Shuffling M2	
		$\sigma_\tau/\langle\tau\rangle$	error	$\hat{\gamma}$	error	$\hat{\gamma}$	error	$\hat{\gamma}$	error
vowels	945097	0.430	0.020	1.55	0.05				
-	565161	0.426	0.009	1.50	0.05	1.50	0.05	1.50	0.05
e	312626	0.834	0.002	1.39	0.05	1.35	0.04	1.05	0.03
t	224180	0.886	0.001	1.40	0.04	1.27	0.04	1.09	0.03
a	204154	0.869	0.002	1.42	0.05	1.18	0.04	1.05	0.03
o	191126	0.904	0.001	1.45	0.05	1.40	0.04	1.04	0.04
n	182910	0.860	0.002	1.28	0.04	1.43	0.05	1.17	0.04
i	172403	0.894	0.001	1.48	0.05	1.46	0.05	1.21	0.04
h	166290	0.852	0.002	1.50	0.05	1.26	0.04	1.28	0.05
s	161889	0.955	0.001	1.32	0.04	1.47	0.05	1.04	0.03
r	146667	0.919	0.001	1.38	0.04	1.34	0.04	1.10	0.03
d	117632	0.923	0.001	1.48	0.05	1.33	0.04	1.05	0.03
l	95888	1.064	0.001	1.26	0.04	1.30	0.04	1.04	0.04
u	64788	0.971	0.001	1.26	0.04	1.26	0.04	1.04	0.03
m	61162	1.018	0.001	1.30	0.04	1.26	0.04	0.98	0.04
c	60576	1.009	0.001	1.54	0.05	1.39	0.04	1.17	0.04
w	58852	0.978	0.001	1.28	0.04	1.29	0.04	1.24	0.05
f	54419	1.064	0.001	1.49	0.05	1.23	0.04	1.05	0.03
g	50819	1.014	0.001	1.49	0.05	1.37	0.04	1.08	0.04
y	45847	1.035	0.001	1.36	0.04	1.34	0.04	1.01	0.04
p	44680	1.080	0.001	1.48	0.05	1.34	0.04	1.12	0.03
the	34495	1.128	0.002	1.59	0.05				
and	22217	0.874	0.002	1.22	0.04				
to	16640	1.056	0.001	1.24	0.04				
of	14864	1.168	0.002	1.59	0.05				
a	10525	1.119	0.002	1.21	0.04				
he	9860	1.893	0.006	1.44	0.06				
so	1900	1.180	0.005	1.14	0.03				
prince	1890	3.862	0.026	1.68	0.06				
pierre	1796	6.563	0.042	1.78	0.06				
an	1625	1.131	0.004	1.17	0.04				
could	1115	1.285	0.005	1.15	0.05				
natasha	1098	6.334	0.036	1.74	0.06				
man	1081	1.407	0.007	1.33	0.04				
will	1066	1.530	0.011	1.36	0.04				
andrew	1047	4.321	0.021	1.71	0.06				
do	1037	1.273	0.010	1.16	0.04				
time	926	1.100	0.008	1.13	0.03				
princess	915	5.431	0.033	1.72	0.06				
face	893	1.445	0.007	1.25	0.04				
french	879	2.287	0.029	1.53	0.05				