

Angular Correlation of the CMB in the $R_h = ct$ Universe

F. Melia*

*Department of Physics, The Applied Math Program,
and Department of Astronomy, The University of Arizona, AZ 85721, USA*

Abstract

The emergence of several large-scale anomalies in the cosmic microwave background (CMB) has pointed to possible deficiencies in the standard model, or perhaps new physics driving the origin of density fluctuations in the early Universe and their evolution into the large-scale structure we see today. In this paper, we focus our attention on the observed absence of angular correlation of the CMB anisotropies at angles larger than $\sim 60^\circ$, and consider whether this feature may be understood in the context of the $R_h = ct$ Universe. We find that the significant disparity between the predictions of Λ CDM and the WMAP sky (at a confidence level of greater than 99.9%) may be directly traced to inflation. The classic horizon problem does not exist in the $R_h = ct$ Universe, so a period of exponential growth was not necessary in this cosmology in order to account for the general uniformity of the CMB (save for the aforementioned tiny fluctuations of 1 part in 100,000 in the WMAP relic signal). We show that the $R_h = ct$ Universe without inflation is a significantly better fit to the CMB angular correlation function than Λ CDM, providing additional motivation for pursuing this cosmology as a viable description of nature.

PACS numbers: 04.20.Ex, 95.36.+x, 98.80.-k, 98.80.Jk

*John Woodruff Simpson Fellow; Electronic address: fmelia@email.arizona.edu

I. INTRODUCTION

The high signal-to-noise maps of the cosmic microwave background (CMB) anisotropies, particularly those produced by the Wilkinson Microwave Anisotropy Probe (WMAP), have revolutionized our ability to probe the Universe on its largest scales [1, 2]. In the near future, even higher resolution temperature maps and high-resolution polarization maps, perhaps also tomographic 21-cm observations, will extend our knowledge of the Universe's spacetime and its fluctuations to a deeper level, possibly probing beyond the surface of last scattering.

Yet the emergence of greater detail in these all-sky maps has revealed several large-scale anomalies, some of which were first reported by the Cosmic Background Explorer (COBE) Differential Microwave Radiometer (DMR) collaboration [3]. These include the mutual alignment of the largest modes of CMB anisotropy, as well as unusually low angular correlations on the largest scales.

These anomalies are interesting for several reasons. Chief among them is the widely held view that the large-scale structure in the present Universe developed via the process of gravitational instability from tiny primordial fluctuations in energy density. The temperature fluctuations in the CMB, emerging several hundred thousand years after the big bang, are thought to be associated with the high-redshift precursors of the fluctuations that generated the galaxies and clusters we see today. Therefore, the unexpected absence of correlations in the CMB anisotropies hint at required modifications to the standard model (Λ CDM), or possibly even new physics, each of which may alter our view of how the Universe came into existence and how it evolved from its earliest moments to the present state.

Our focus in this paper will be the observed absence of angular correlation in the CMB at angles larger than $\sim 60^\circ$. This feature is anomalous because it disagrees with the predictions of Λ CDM at a very high level of confidence. Worse, the absence of any angular correlation at the largest scales is completely at odds with any inflationary scenario [4, 5]. But without inflation, Λ CDM simply could not account for the apparent uniformity of the CMB (other than fluctuations at the level of 1 part in 100,000 seen in the WMAP relic signal) across the sky. It thus appears that the standard model of cosmology is caught between contradictory observational constraints.

In this paper, we will therefore explore the possibility that the CMB anomalies may in-

stead be understood within the context of the recently introduced $R_h = ct$ Universe. This cosmology is motivated by a strict adherence to the requirements of the Cosmological Principle and the Weyl postulate, which together suggest that the Universe must be expanding at a constant rate. We recently demonstrated that the horizon problem, so evident in Λ CDM, actually does not exist in the $R_h = ct$ Universe [6], so inflation is not required to bring the CMB into thermal equilibrium following the big bang. The $R_h = ct$ Universe without inflation should therefore provide a meaningful alternative to Λ CDM for the purpose of interpreting the surprising behavior of the CMB angular correlations.

II. THE ANGULAR CORRELATION FUNCTION OF THE CMB

Assuming that the statistical distributions of matter and metric fluctuations about the background metric are isotropic, the CMB temperature seen in direction $\hat{\mathbf{n}}$ is predicted to be described by a Gaussian random field on the sky, implying that we can expand it in terms of spherical harmonics $Y_{lm}(\hat{\mathbf{n}})$, using independent Gaussian random coefficients a_{lm} of zero mean. The two-point correlation (for directions $\hat{\mathbf{n}}_1$ and $\hat{\mathbf{n}}_2$) becomes a function of $\cos \theta \equiv \hat{\mathbf{n}}_1 \cdot \hat{\mathbf{n}}_2$ only and can be expanded in terms of Legendre polynomials:

$$C(\cos \theta) \equiv \langle T(\hat{\mathbf{n}}_1)T(\hat{\mathbf{n}}_2) \rangle = \frac{1}{4\pi} \sum_l (2l+1) C_l P_l(\cos \theta) . \quad (1)$$

Statistical independence implies that

$$\langle a_{lm}^* a_{l'm'} \rangle \propto \delta_{ll'} \delta_{mm'} , \quad (2)$$

and statistical isotropy further requires that the constant of proportionality depend only on l , not m :

$$\langle a_{lm}^* a_{l'm'} \rangle = C_l \delta_{ll'} \delta_{mm'} . \quad (3)$$

The constant

$$C_l = \frac{1}{2l+1} \sum_m |a_{lm}|^2 \quad (4)$$

is the angular power of the multipole l .

To properly calculate the CMB angular correlation function, one must first navigate through a complex array of processes generating the incipient fluctuations $\Delta\rho$ in density, followed by a comparably daunting collection of astrophysical effects, all subsumed together

into multiplicative factors known as “transfer functions,” that relate the power spectrum $P(\kappa)$ of the gravitational potential resulting from $\Delta\rho$ to the output CMB temperature fluctuations ΔT . A detailed calculation of this kind can take weeks or even months to complete, even on advanced computer platforms.

Fluctuations produced prior to decoupling lead to “primary” anisotropies, whereas those developing as the CMB propagates from the surface of last scattering to the observer are “secondary.” The former include temperature variations associated with photon propagation through fluctuations of the metric. Known as the Sachs-Wolfe effect [7], this process produces fluctuations in temperature given roughly as

$$\frac{\Delta T}{T} \approx \frac{1}{3} \frac{\Delta\Phi}{c^2}, \quad (5)$$

where $\Delta\Phi$ is a fluctuation in the gravitational potential. The Sachs-Wolfe effect is dominant on large scales (i.e., $\theta \gg 1^\circ$).

Prior to decoupling, the plasma is also susceptible to acoustic oscillations. The density variations associated with compression and rarefaction produce baryon fluctuations resulting in a prominent acoustic peak seen at $l \sim 200$ in the power spectrum. Processes such as this, which depend sensitively on the microphysics, are therefore dominant on small scales, typically $\theta < 1^\circ$.

Once the photons decouple from the baryons, the CMB must propagate through a large scale structure with complex distributions of the gravitational potential and intra-cluster gas, neither of which is necessarily isotropic or homogeneous on small spatial scales. Astrophysical processes following recombination therefore imprint their own (secondary) signatures on the CMB temperature anisotropies. Examples of secondary processes include: the thermal and kinetic Sunyaev-Zeldovich effects [8], due to inverse Compton scattering by, respectively, thermal electrons in clusters and electrons moving in bulk with their galaxies relative to the CMB “rest” frame; the integrated Sachs-Wolfe effect, induced by the time variation of gravitational potentials, and its non-linear extension, the Rees-Sciama effect [9]; and the deflection of CMB light by gravitational lensing. These effects are expected to produce observable temperature fluctuations at a level of order $\Delta T/T \sim 10^{-5}$ on arc-minute scales (though the Rees-Sciama effect typically generates much smaller fluctuations with $\Delta T/T \sim 10^{-8}$).

Insofar as understanding the global dynamics of the Universe is concerned, there are

several reasons why we can find good value in utilizing the angular correlation function $C(\cos\theta)$. This is not to say that the power spectrum (represented by the set of C_l 's) is itself not probative. On the contrary, the past forty years have shown that a meaningful comparison can now be made between theory and observations through an evaluation, or determination, of the multipole powers. But previous studies have also shown that variations caused by different cosmological parameters are not orthogonal, in the sense that somewhat similar sets of C_l 's can be found for different parameter choices [10].

A principal reason for this is that the two-point angular power spectrum emphasizes small scales (typically $\sim 1^\circ$), making it a useful diagnostic for physics at the last scattering surface. A comparison between theory and observation on these small scales permits the precise determination of fundamental cosmological parameters, given an assumed cosmological model [11]. The two-point angular correlation function $C(\cos\theta)$ contains the same information as the angular power spectrum, but highlights behavior at large angles (i.e., small values of l), the opposite of the two-point angular power spectrum. Therefore, the angular correlation function provides a better test of dynamical models driving the universal expansion.

For these reasons, we suggest that a comparison between the calculated $C(\cos\theta)$ and the observations may provide a more stringent test of the assumed cosmology. The microphysical effects responsible for the high- l multipoles, featured most prominently in the power spectrum, are more likely to be generic to a broad range of expansion scenarios. But $C(\cos\theta)$, which highlights the largest scale fluctuations, yields greater differentiation when it comes to the overall dynamics.

III. ANGULAR CORRELATION FUNCTION OF THE CMB IN Λ CDM

Let us now consider the predicted function $C(\cos\theta)$ in the context of Λ CDM and its comparison to the WMAP sky. A crucial ingredient of the standard model is cosmological inflation—a brief phase of very rapid expansion from approximately 10^{-35} seconds to 10^{-32} seconds following the big bang, forcing the universe to expand much more rapidly than would otherwise have been feasible solely under the influence of matter, radiation, and dark energy, carrying causally connected regions beyond the horizon each would have had in the absence of this temporary acceleration. In Λ CDM without this exponential expansion, regions on opposite sides of the sky would not have had sufficient time to equilibrate before producing

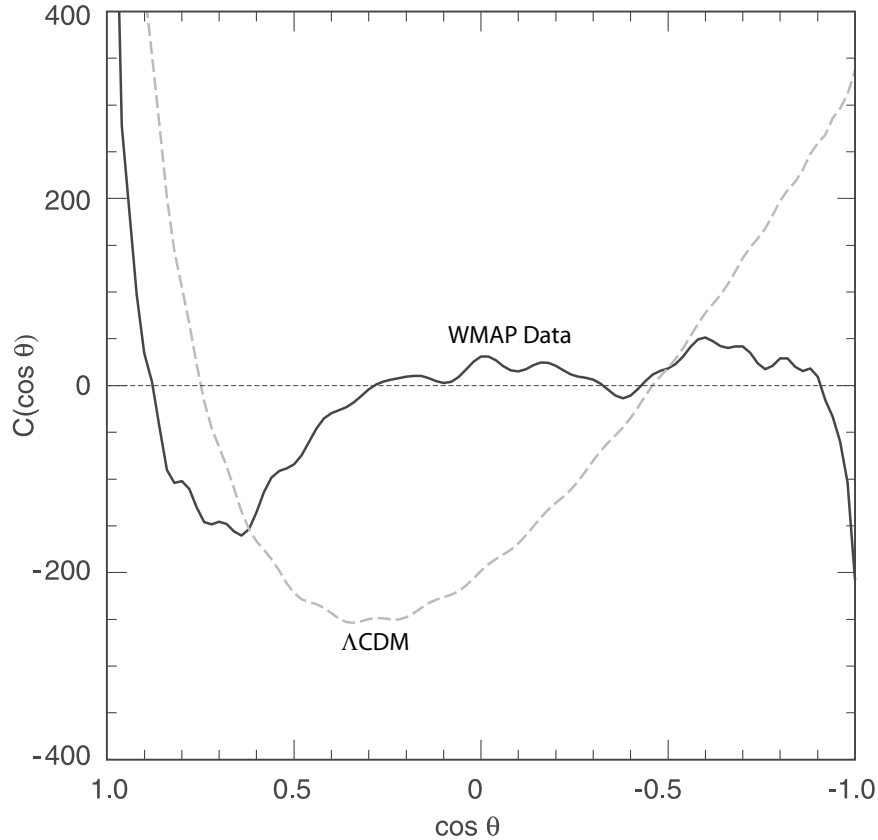


FIG. 1: Angular correlation function of the best-fit Λ CDM model and WMAP data on large angular scales. (Adapted from [2])

the CMB at $t_e \sim 380,000$ years after the big bang (see [6] for a detailed explanation and a comparison between various FRW cosmologies). Therefore, the predictions of Λ CDM would be in direct conflict with the observed uniformity of the microwave background radiation, which has the same temperature everywhere, save for the aforementioned fluctuations at the level of one part in 100,000 seen in WMAP's measured relic signal.

But as we shall see very shortly, it is specifically this required inflationary expansion that produces the greatest inconsistency with the data (see Fig. 1), because it drives the growth of fluctuations on all scales and results in an angular correlation at all angles (the dashed curve in this figure). It has been known for a decade [2] that the observed two-point angular correlation function nearly vanishes on scales greater than about 60 degrees, contrary to what Λ CDM predicts. This result confirms a similar finding obtained with COBE almost a decade earlier [12].

A quantitative measure of this disparity between the observed angular correlation function

and that predicted by Λ CDM is the so-called $S_{1/2}$ statistic introduced by the WMAP team [2]:

$$S_{1/2} = \int_1^{1/2} |C(\cos \theta)|^2 d(\cos \theta) . \quad (6)$$

A subsequent application of this measure on the WMAP 5 year maps [13] has revealed that only $\sim 0.03\%$ of Λ CDM model CMB skies have lower values of $S_{1/2}$ than that of the observed WMAP sky. It is therefore very difficult to argue against the conclusion that Fig. 1 reveals a significant disparity between Λ CDM and the observations. But the striking feature of the two-point angular correlation function is not only that it disagrees with Λ CDM (at a $> 99.9\%$ confidence level), but that it is essentially zero at angles greater than $\sim 60^\circ$. This lack of large-angle correlation is completely at odds with any type of inflationary model, and may be the most significant result of the WMAP mission—because it essentially invalidates any possible role that inflation may have had in the universal expansion.

IV. THE $R_h = ct$ UNIVERSE

The $R_h = ct$ Universe did not undergo a period of inflated expansion, so it is not subject to the observational restriction discussed above. The $R_h = ct$ Universe is an FRW cosmology that adheres very closely to the constraints imposed on the theory by the Cosmological Principle and the Weyl postulate [14]. When these two basic tenets are taken seriously, the gravitational horizon R_h (also equal to the Hubble radius) must always be equal to ct , where t is the cosmic time. It is not difficult to see that this also forces the expansion rate to be constant, so that the expansion factor $a(t)$ must be equal to t/t_0 (utilizing the convention that $a(t_0) = 1$ today).

In some sense, Λ CDM is an approximation to the $R_h = ct$ Universe, because it adopts a specific set of constituents that together make up the energy density ρ . But by allowing each of these constituents (matter, radiation, and dark energy) to vary according to their assumed dependencies on $a(t)$, without the global restriction that R_h must be equal to ct for all t , the value of R_h predicted by Λ CDM fluctuates about the mean it would otherwise always have if the constraint $R_h = ct$ were imposed from the start. So Λ CDM finds itself in this awkward situation in which the value of $R_h(t_0)$ today is forced to end up equal to ct_0 , but in order to achieve this “coincidence,” the Universe had to decelerate early on, followed by a more recent acceleration that exactly balanced out the effects of its slowing down at the beginning. As

shown in [6], it is specifically this early deceleration in Λ CDM that brings it into conflict with the near uniformity of the CMB data, requiring the introduction of an inflationary phase to rescue it. But as we have just discussed, the more recent assessment of the observed angular correlation function now simply does not support any kind of inflationary scenario.

As we have already documented in earlier work [6, 14, 15, 16], there are many reasons for believing that the $R_h = ct$ Universe is the correct description of nature, and that at best Λ CDM is an approximation to this precision cosmology, which nonetheless fails in certain limits. Among its many successes, it counts the following resolutions to otherwise unsolvable problems: (1) it explains why $R_h(t_0) = ct_0$ today; (2) it explains how opposite sides of the CMB could have been in equilibrium at the time ($t_e \sim 10^4$ – 10^5 years) of recombination, without the need to introduce an ad hoc period of inflation; (3) it explains why there is no apparent scale dependence in the observed matter correlation function [17] (since there is no Jeans length in this cosmology—see below); (4) and it also explains why the adoption of Λ CDM as an approximation to the $R_h = ct$ Universe forces the (dark and luminous) matter density to represent 27% of the total energy density ρ in the Universe.

In this paper, we further advance the motivation for considering the viability of the $R_h = ct$ Universe by now demonstrating that it also explains why the CMB angular correlation function has the shape we see in Fig. 1. It correctly accounts for the location, θ_{\min} , of the minimum in $C(\cos \theta)$ and its value, $C(\cos \theta_{\min})$, at that angle. And most importantly, it explains why $C(\cos \theta)$ shows an absence of correlation at angles greater than about 60° .

V. ANGULAR CORRELATION OF THE CMB IN THE $R_h = ct$ UNIVERSE

Defining the density contrast $\delta \equiv \delta\rho/\rho$ in terms of the density fluctuation $\delta\rho$ and unperturbed density ρ , we can form the wavelike decomposition

$$\delta = \sum_{\kappa} \delta_{\kappa}(t) e^{i\vec{\kappa} \cdot \mathbf{r}} , \quad (7)$$

where the Fourier component δ_{κ} depends only on cosmic time t , and $\vec{\kappa}$ and \mathbf{r} are the co-moving wavevector and radius, respectively. In [14], we derived the dynamical equation for δ_{κ} in the $R_h = ct$ Universe and showed that in the linear regime

$$\ddot{\delta}_{\kappa} + \frac{3}{t} \dot{\delta}_{\kappa} = \frac{1}{3} c^2 \left(\frac{\kappa}{a} \right)^2 \delta_{\kappa} . \quad (8)$$

The active mass in this universe is proportional to $\rho + 3p = 0$, and therefore the gravitational term normally appearing in the standard model is absent. But this does not mean that δ_κ cannot grow. Instead, because $p < 0$, the (usually dissipative) pressure term on the right-hand-side here becomes an agent of growth. Moreover, there is no Jeans length scale. In its place is the gravitational radius, which we can see most easily by recasting this differential equation in the form

$$\ddot{\delta}_\kappa + \frac{3}{t}\dot{\delta}_\kappa - \frac{1}{3}\frac{\Delta_\kappa^2}{t^2}\delta_\kappa = 0, \quad (9)$$

where

$$\Delta_\kappa \equiv \frac{2\pi R_h}{\lambda}. \quad (10)$$

Note, in particular, that both the gravitational radius R_h and the fluctuation scale λ vary with t in exactly the same way, so Δ_κ is therefore a constant in time. But the growth rate of δ_κ depends critically on whether λ is less than or greater than $2\pi R_h$.

A simple solution to this equation is the power law

$$\delta_\kappa(t) = \delta_\kappa(0)t^\alpha, \quad (11)$$

where evidently

$$\alpha^2 + 2\alpha - \frac{1}{3}\Delta_\kappa^2 = 0, \quad (12)$$

so that

$$\alpha = -1 \pm \sqrt{1 + \Delta_\kappa^2/3}. \quad (13)$$

Thus, for small fluctuations ($\lambda \ll 2\pi R_h$), the growing mode is

$$\delta_\kappa \sim \delta_\kappa(0)t^{\Delta_\kappa/\sqrt{3}}, \quad (14)$$

whereas for large fluctuations ($\lambda > 2\pi R_h$), the dominant mode

$$\delta_\kappa \sim \delta_\kappa(0) \quad (15)$$

does not even grow. For both small and large fluctuations, the second mode decays away.

A quick inspection of the growth rate implied by Eq. (14) reveals that the fluctuation spectrum must have entered the non-linear regime well before recombination (which presumably occurred at $t_e \sim 10^4$ – 10^5 years). Therefore, without carrying out a detailed simulation of the fluctuation growth at early times, it is not possible to extract the power spectrum

$$P(\kappa) = \langle |\delta_\kappa|^2 \rangle \quad (16)$$

unambiguously. Fortunately, this is not the key physical ingredient we are seeking. Instead, the central question is “What is the maximum range over which the fluctuations would have grown, either linearly or non-linearly, prior to recombination?” and this we can answer rather straightforwardly.

Eqs. (14) and (15) suggest that—without inflation—the maximum fluctuation size at any given time t was $\lambda_{\max}(t) \sim 2\pi R_h(t)$. In the $R_h = ct$ Universe, the comoving distance to the last scattering surface (at time t_e) is

$$r_e = ct_0 \int_{t_e}^{t_0} \frac{dt'}{t'} = ct_0 \ln \left(\frac{t_0}{t_e} \right) . \quad (17)$$

Therefore, the maximum angular size θ_{\max} of any fluctuation associated with the CMB emitted at t_e has to be

$$\theta_{\max} = \frac{\lambda_{\max}(t_e)}{R_e(t_e)} , \quad (18)$$

where

$$R_e(t_e) = a(t_e)r_e = a(t_e)ct_0 \ln \left(\frac{t_0}{t_e} \right) = ct_e \ln \left(\frac{t_0}{t_e} \right) \quad (19)$$

is the proper distance to the last scattering surface at time t_e . That is,

$$\theta_{\max} \sim \frac{2\pi}{\ln(t_0/t_e)} . \quad (20)$$

Thus, if we naively adopt the times $t_0 = 13.7$ Gyr and $t_e \approx 380,000$ yrs from the standard model, we find that $\theta_{\max} \sim 34^\circ$. As we shall see, it is the existence of this limit, more than any other aspect of the CMB anisotropies in the $R_h = ct$ Universe, that accounts for the shape of the observed angular correlation function in Fig. 1.

Our primary goal in this paper is to identify the key elements of the theory responsible for the shape of $C(\cos \theta)$, without necessarily getting lost in the details of the complex treatment alluded to in §2 above, so we will take a simplified approach used quite effectively in other applications [18]. For example, we will ignore the transfer function, and consider only the Sachs-Wolfe effect, since previous work has shown that this is dominant on scales larger than $\sim 1^\circ$. From a practical standpoint, this approximation affects the shape of $C(\cos \theta)$ closest to $\theta = 0$ in Fig. 1, but that’s not where the most interesting comparison with the data will be made. We will also adopt a heuristic, Newtonian argument to establish the scale-dependence of this effect, noting that

$$\Delta\Phi \sim \frac{G\Delta M}{\lambda} , \quad (21)$$

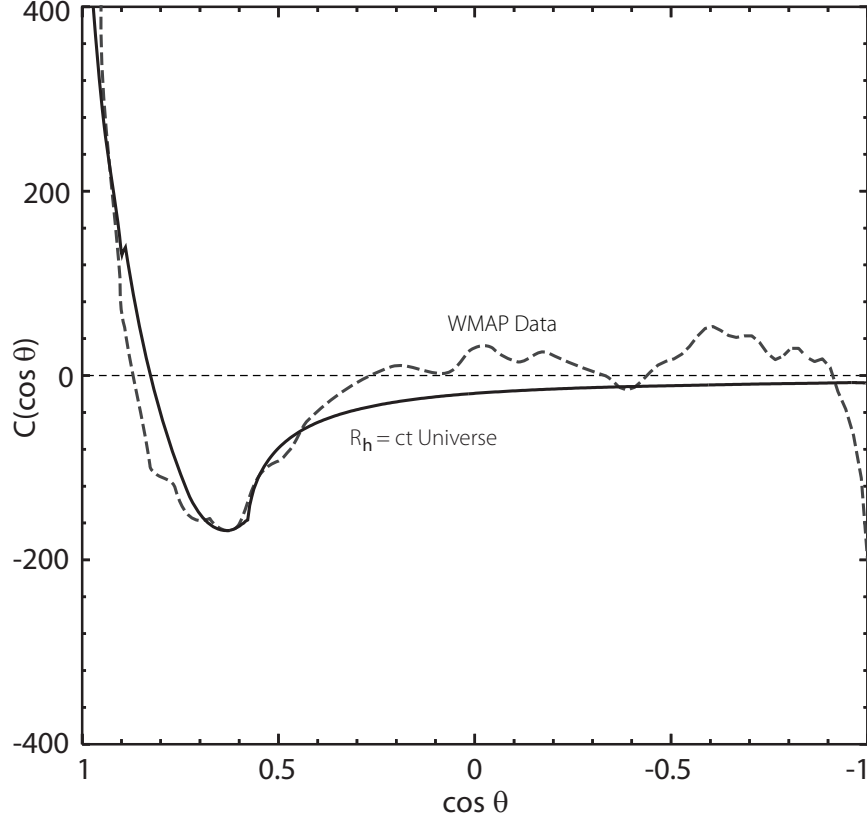


FIG. 2: Angular correlation function of the CMB in the $R_h = ct$ Universe, for $b = 3$ and $t_0/t_e = 5 \times 10^5$ (see text).

where

$$\Delta M = \frac{4\pi}{3} \delta \rho \lambda^3. \quad (22)$$

Thus, from Eq. (5), we see that

$$\frac{\Delta T}{T} \sim \delta \rho \lambda^2. \quad (23)$$

But the variance in density over a particular comoving scale λ is given as

$$\left(\frac{\delta \rho}{\rho} \right)_\lambda^2 \propto \int_0^{\kappa \sim 1/\lambda} P(\kappa') d^3 \kappa' \quad (24)$$

[18]. Not knowing the exact form of the power spectrum emerging from the non-linear growth prior to recombination, we will parametrize it as follows,

$$P(\kappa) \propto \kappa - b \left(\frac{2\pi}{R_e(t_e)} \right)^2 \kappa^{-1}, \quad (25)$$

where the (unknown) constant b is expected to be $\sim O(1)$. It is not difficult to see from

Eqs. (24) and (25) that $\delta\rho$ is therefore given as

$$\delta\rho \sim \frac{1}{\lambda^2} (1 - b\theta^2) , \quad (26)$$

where the definition of θ is analogous to that of θ_{\max} in Eq. (18). Thus, the amplitude of the Sachs-Wolfe temperature fluctuations follows the very simple form

$$\frac{\Delta T}{T} \sim (1 - b\theta^2) , \quad (27)$$

but only up to the maximum angle θ_{\max} established earlier. The CMB angular correlation function $C(\cos\theta)$ calculated using Eq. (27) is shown in Fig. 2, together with the WMAP data, for $b = 3$ and $t_0/t_e = 5 \times 10^5$.

The general agreement between theory and observation in this figure contrasts sharply with the evident conflict between the two in Fig. 1. One should note the location of θ_{\min} , the value of $C(\cos\theta_{\min})$ at this angle and, especially, the lack of any angular correlation at angles $\theta > 60^\circ$. Of course, one should wonder how sensitively any of these results depends on the chosen values of b and t_0/t_e . The short answer is that the dependence is weak, in part because the ratio t_0/t_e enters into the calculation only via its log (see Eq. 20). Fig. 3 illustrates the impact on $C(\cos\theta)$ of changing the value of t_0/t_e , from 5×10^6 (curve 1), to 5×10^5 (curve 2), and finally to 5×10^4 (curve 3).

The dependence of these results on the value of b is illustrated in Fig. 4, which shows the curves corresponding to $b = 2$ (curve 1), $b = 3$ (curve 2), and $b = 4$ (curve 3). In all cases, the overarching influence is clearly the existence of θ_{\max} , which cuts off any angular correlation at angles greater than $\sim 60^\circ$. We would argue that any of the curves in Figs. 3 and 4 present a better match to the WMAP data than the Λ CDM curve shown in Fig. 1. Therefore, the disparity between Λ CDM and the data is almost certainly due to inflation.

VI. CONCLUSIONS

It is essential for us to identify the key physical ingredient that guides the behavior of a diagnostic as complicated as $C(\cos\theta)$ in Figs. 1 through 4. An episode of inflation early in the Universe's history would have driven all fluctuations to grow, whether in the radiation dominated era, or later during the matter dominated expansion, to very large opening angles, producing a significant angular correlation on all scales. The WMAP data

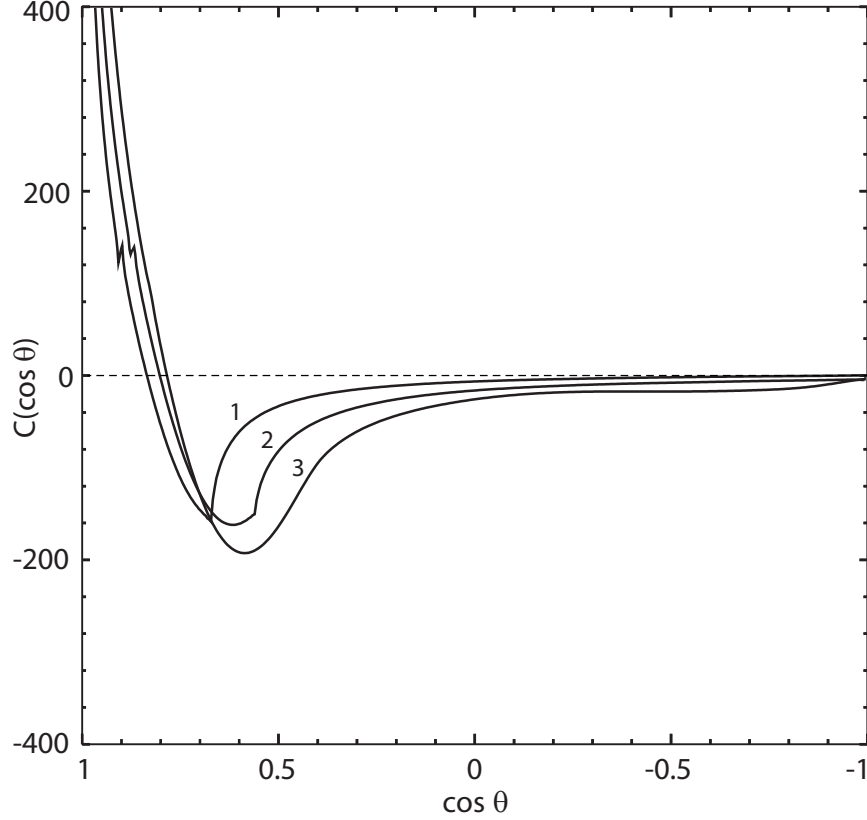


FIG. 3: Impact on the angular correlation function $C(\cos \theta)$ in the $R_h = ct$ Universe from a change in the ratio t_0/t_e : (Curve 1), 5×10^6 ; (Curve 2), 5×10^5 ; (Curve 3), 5×10^4 .

reproduced in Fig. 1 show quantitatively that this excessive expansion simply did not occur. In the $R_h = ct$ Universe, on the other hand, there was never any inflationary expansion [6], so there was a limit to how large the fluctuations could have grown by the time (t_e) the CMB was produced at the surface of last scattering. This limit was attained when fluctuations of size $\lambda/2\pi$ had reached the gravitational horizon $R_h(t_e)$. And for a ratio $t_0/t_e \sim 35,000$ – $40,000$, this corresponds to a maximum fluctuation angle $\theta_{\max} \sim 30$ – 35° . This limit is the key ingredient responsible for the shape of the angular correlation function seen in Figs. 2, 3, and 4. Though other influences, such as Doppler shifts, the growth of adiabatic perturbations, and the integrated Sachs-Wolfe effect, have yet to be included in these calculations, they are not expected—on the basis of previous work—to be dominant; they would modify the shape of $C(\cos \theta)$ only slightly (perhaps even bringing the theoretical curve even closer to the data). We therefore suggest that the positive comparison between the observed and calculated $C(\cos \theta)$ curves seen in these figures is strong evidence in favor of the $R_h = ct$

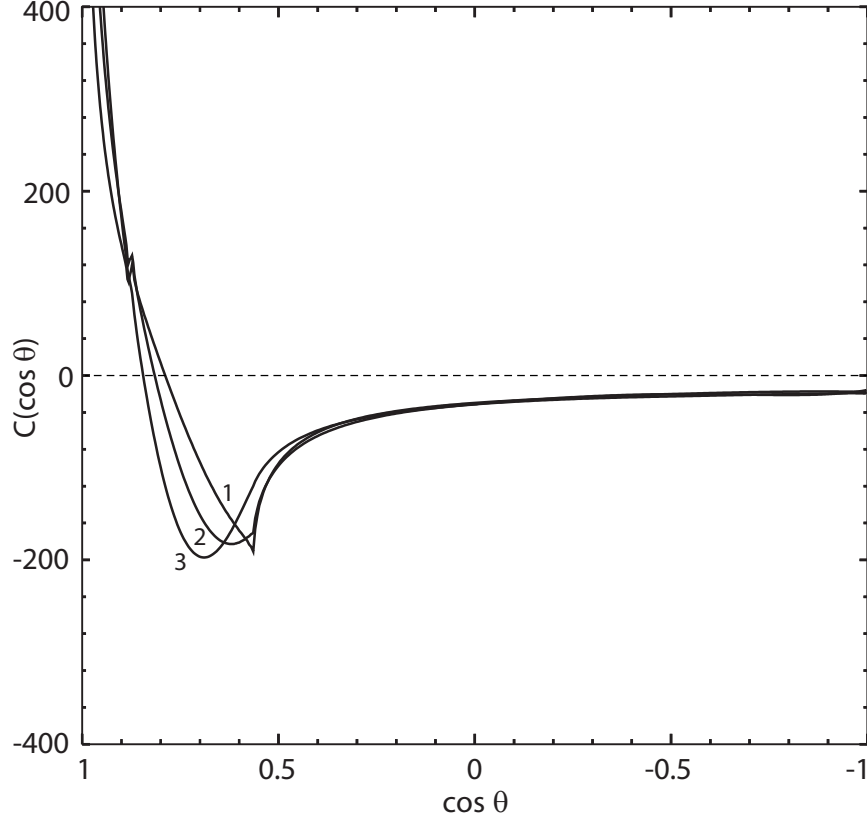


FIG. 4: Impact on the angular correlation function $C(\cos \theta)$ in the $R_h = ct$ Universe from a change in the value of b : (Curve 1), $b = 2$; (Curve 2), $b = 3$; (Curve 3), $b = 4$.

Universe as the correct description of nature. Though Λ CDM is an approximation to this precision cosmology, it clearly does not adequately explain the observed properties of the CMB.

One might also wonder whether the observed lack of angular correlation and the alignment of quadrupole and octopole moments are somehow related. This question was the subject of Rakić & Schwarz’s analysis [19], which concluded that the answer is probably no. More specifically, they inferred that having one does not imply a larger or smaller probability of having the other. However, this analysis was rather simplistic, in the sense that it did not consider whether alternative cosmologies, such as the $R_h = ct$ Universe, could produce the observed alignment as a result of the $\sim R_h(t_e)$ (non-inflated) fluctuation-size limit, in which case the two anomalies would in fact be related, though only indirectly. We will examine this question next and report the results elsewhere.

Acknowledgements: This research was partially supported by ONR grant N00014-09-C-0032 at the University of Arizona, and by a Miegunyah Fellowship at the University of Melbourne. I am particularly grateful to Amherst College for its support through a John Woodruff Simpson Lectureship.

- [1] C. L. Bennett *et al.*, *Astrophys. J. Supp.* **148**, 97 (2003).
- [2] D. N. Spergel *et al.*, *Astrophys. J. Supp.* **148**, 175 (2003).
- [3] E. L. Wright, C. L. Bennett, K. Gorski, G. Hinshaw, G. & G. F. Smoot, G. F., *Astrophys. J. Lett.* **464**, L21 (1996).
- [4] A. H. Guth, *Phys. Rev. D* **23**, 347 (1981).
- [5] A. Linde, *Phys. Lett. B* **108**, 389 (1982).
- [6] F. Melia, *Phys. Rev. D*, submitted (2012).
- [7] R. K. Sachs & A. M. Wolfe, *Astrophys. J.* **147**, 73 (1967).
- [8] R. A. Sunyaev & I. B. Zeldovich, *Mon. Not. R. Astron. Soc.* **190**, 413 (1980).
- [9] M. J. Rees & D. W. Sciama, *Nature* **217**, 511 (1968).
- [10] D. Scott, J. Silk & M. White, *Science* **268**, 829 (1995).
- [11] M. R. Nolte *et al.*, *Astrophys. J. Supp.* **180**, 296 (2009).
- [12] G. Hinshaw *et al.*, *Astrophys. J. Lett.* **464**, L25 (1996).
- [13] C. J. Copi, D. Huterer, D. J. Schwarz & G. D. Starkman, *Mon. Not. R. Astron. Soc.* **399**, 295 (2009).
- [14] F. Melia & A. Shevchuk, *Mon. Not. R. Astron. Soc.* **419**, 2579 (2011).
- [15] F. Melia, *Mon. Not. R. Astron. Soc.* **382**, 1917 (2007).
- [16] F. Melia, *Australian Physics*, May issue (2012).
- [17] D. F. Watson, A. A. Berlind, & A. R. Zentner, *Astrophys. J.* **738**, article id. 22 (2011).
- [18] G. Efstathiou, 1990, in *Physics of the Early Universe*, eds. J. A. Peacock, A. F. Heavens & A. T. Davies, SUSSP, Edinburgh (1990).
- [19] A. Rakić & D. J. Schwarz, *Phys. Rev. D* **75**, Article ID 103002 (2007).