

RADIATIVE TRANSITIONS AMONG THE VECTOR AND SCALAR HEAVY QUARKONIUM STATES WITH COVARIANT LIGHT-FRONT QUARK MODEL

Zhi-Gang Wang¹

Department of Physics, North China Electric Power University, Baoding 071003, P. R. China

Abstract

In this article, we study the radiative transitions among the vector and scalar heavy quarkonium states with the covariant light-front quark model. In calculations, we observe that the radiative decay widths are sensitive to the constituent quark masses and the shape parameters of the wave-functions, and reproduce the experimental data with suitable parameters.

PACS numbers: 14.40.Pq; 13.40.Hq

Key Words: Covariant light-front quark model, Radiative decays

1 Introduction

Recently, the BESIII collaboration observed the first evidence for direct two-photon transition $\psi' \rightarrow J/\psi\gamma\gamma$ with the branching fraction $(3.3 \pm 0.6^{+0.8}_{-1.1}) \times 10^{-4}$ in a sample of 106 million ψ' decays collected by the BESIII detector [1]. The branching fractions of the double $E1$ transitions $\psi' \rightarrow (J/\psi\gamma)\chi_{cj}\gamma$ through the intermediate states χ_{cj} ($j = 0, 1, 2$) are also reported [1], while previous experimental data indicates that the double radiative decays $\psi' \rightarrow J/\psi\gamma\gamma$ take place through the decay cascades $\psi' \rightarrow \chi_{cj}\gamma \rightarrow J/\psi\gamma\gamma$ with tiny non-resonance contributions [2, 3]. In Ref.[4], He et al study the discrete contributions to decays $\psi' \rightarrow J/\psi\gamma\gamma$ due to the $E1$ transitions using the heavy quarkonium effective Lagrangian [5]. No theoretical work on the non-resonance's contributions exists. On the other hand, we expect that there are non-resonance's contributions to the doubly radiative decays among the bottomonium states $\Upsilon(nS)$, the doubly radiative transition $\Upsilon'' \rightarrow \Upsilon'\gamma\gamma$ has been observed [6].

The radiative transitions among the heavy quarkonium states are usually calculated model-dependently by the nonrelativistic potential quark models with considerable relativistic corrections [7], or calculated model-independently by the lattice QCD [8] and effective field theory [9], one can consult the recent review [10] for more references. In general, we expect to study both the resonance's and non-resonance's contributions in the doubly radiative transitions with the covariant light-front quark model (CLFQM), where the wave-functions are expressed in terms of the internal variables of the quark and gluon, and maintain Lorentz covariance. In Refs.[11, 12], Jaus introduces the CLFQM and takes into account the zero-mode contributions systematically to preserve covariance and remove dependence of physical quantities on the light-front direction. The CLFQM has been successfully applied to calculate the S -wave and P -wave meson's decay constants and form-factors [13, 14, 15]. In Refs.[16, 17], the authors study the $M1$ transitions $\Upsilon(nS) \rightarrow \eta_b(n'S)\gamma$ in the CLFQM, and observe that the $M1$ transitions are sensitive to the heavy quark masses and shape parameters of the light-front wave-functions (LFWF), the existing experimental data cannot be reproduced consistently with suitable heavy quark masses and shape parameters [16]. It is interesting to study whether or not the CLFQM can be successfully applied to calculate the $E1$ transitions among the heavy quarkonium states.

In the nonrelativistic limit, the decay widths of the $M1$ and $E1$ transitions are proportional to the squared overlap integrals $|\mathcal{M}_{if}|^2$ and $|\mathcal{E}_{if}|^2$, respectively. The overlap integrals \mathcal{M}_{if} and \mathcal{E}_{if}

¹E-mail:zgwang@aliyun.com.

can be expanded in $E_\gamma r$, and generate magnetic and electric multipole moments,

$$\begin{aligned}
\mathcal{M}_{if} &= \int_0^\infty dr r^2 R_{nl}(r) R'_{n'l'}(r) j_0 \left(\frac{E_\gamma r}{2} \right) \\
&= \delta_{nn'} + \dots, \\
\mathcal{E}_{if} &= \frac{3}{E_\gamma} \int_0^\infty dr r^2 R_{nl}(r) R'_{n'l'}(r) \left[\frac{E_\gamma r}{2} j_0 \left(\frac{E_\gamma r}{2} \right) - j_1 \left(\frac{E_\gamma r}{2} \right) \right] \\
&= \int_0^\infty dr r^3 R_{nl}(r) R'_{n'l'}(r) + \dots,
\end{aligned} \tag{1}$$

where the R_{nl} are radial wave-functions, the j_n are spherical Bessel functions, the E_γ is the energy of the photons. Compared to the $M1$ transitions, the decay widths of the $E1$ transitions maybe less sensitive to the radial wave-functions, therefore maybe less sensitive to the LCWF. In the phenomenological CLFQM, we usually take the three-dimensional harmonic-oscillator wave-functions in momentum space to approximate the radial wave-functions [13, 16, 18], just like in the nonrelativistic quark models.

In this article, we intend to study the radiative transitions (the $E1$ transitions) among the vector and scalar heavy quarkonium states using the CLFQM as the first step, because they can be taken as the sub-processes of the doubly radiative decays, and the calculations are relatively simple. Experimentally, the widths of the radiative decays $\psi' \rightarrow \chi_{c0} \gamma$, $\chi_{c0} \rightarrow J/\psi \gamma$, $\Upsilon' \rightarrow \chi_{b0} \gamma$, $\Upsilon'' \rightarrow \chi_{b0} \gamma$, $\Upsilon'' \rightarrow \chi'_{b0} \gamma$ have been precisely measured [6]. A large amount of bottomonium states will be produced at the Large Hadron Collider, and the radiative transitions will be studied experimentally. We can study the radiative transitions by measuring the energy spectrum of the photons or reconstructing the final quarkonium states, although the soft photons are difficult to identify. The four-photon decay cascades $\Upsilon(3S) \rightarrow \gamma \chi_{bj}(2P) \rightarrow \gamma \gamma \Upsilon(1D) \rightarrow \gamma \gamma \gamma \chi_{bj}(1P) \rightarrow \gamma \gamma \gamma \gamma \Upsilon(1S) \rightarrow \gamma \gamma \gamma \gamma \ell^+ \ell^-$ ($j = 0, 1, 2$) have been observed by the CLEO collaboration [19], where the softest photons have the energy less than 90 MeV.

The article is arranged as follows: we calculate the radiative transitions among the vector and scalar heavy quarkonium states with the CLFQM in Sect.2; in Sect.3, we present the numerical results and discussions; and Sect.4 is reserved for our conclusions.

2 Radiative decays with covariant light-front quark model

The radiative transitions among the heavy quarkonium states can be described by the following electromagnetic lagrangian \mathcal{L} ,

$$\mathcal{L} = -e e_b \bar{b} \gamma_\mu b A^\mu - e e_c \bar{c} \gamma_\mu c A^\mu, \tag{2}$$

where the A_μ is the electromagnetic field, the e is the electromagnetic coupling constant, $e_b = -\frac{1}{3}$, and $e_c = \frac{2}{3}$. The transition amplitudes $\xi^\mu \mathcal{T}_\mu^{V \rightarrow S\gamma}$ and $\xi^\mu \mathcal{A}_\mu^{S \rightarrow V\gamma}$ can be decomposed as

$$\begin{aligned}
\mathcal{T}_\mu^{V \rightarrow S\gamma} &= f_{VS\gamma} (\epsilon_\mu q \cdot P' - P'_\mu \epsilon \cdot q), \\
\mathcal{A}_\mu^{S \rightarrow V\gamma} &= g_{SV\gamma} (\epsilon_\mu^* q \cdot P - P_\mu \epsilon^* \cdot q),
\end{aligned} \tag{3}$$

according to Lorentz covariance, where the V and S denote the vector and scalar mesons respectively, the P , P' , q are the momenta of the initial mesons, final mesons and photons respectively, the ξ_μ and ϵ_μ are the polarization vectors of the photons and vector mesons respectively, the $f_{VS\gamma}$ and $g_{SV\gamma}$ are the electromagnetic form-factors (or the coupling constants) at $q^2 = 0$. The amplitudes $\mathcal{T}_\mu^{V \rightarrow S\gamma}$ and $\mathcal{A}_\mu^{S \rightarrow V\gamma}$ satisfy conservation of electromagnetic currents. We can replace the photon's polarization vector ξ_μ with its momentum q_μ in the transition amplitudes $\xi^\mu \mathcal{T}_\mu^{V \rightarrow S\gamma}$ and $\xi^\mu \mathcal{A}_\mu^{S \rightarrow V\gamma}$ to obtain $q^\mu \mathcal{T}_\mu^{V \rightarrow S\gamma} = q^\mu \mathcal{A}_\mu^{S \rightarrow V\gamma} = 0$.

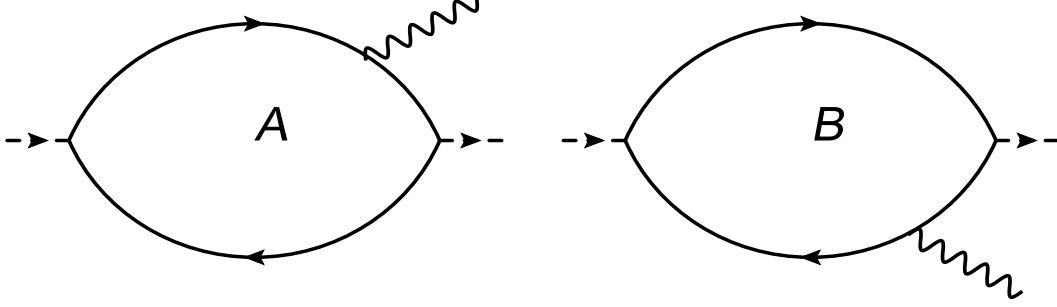


Figure 1: The Feynman diagrams contribute to the form-factors. The photon is emitted from the quark (antiquark) line in the diagram A (B).

From the lagrangian \mathcal{L} , we can draw the Feynman diagrams (see Fig.1) and write down the transition amplitudes,

$$\mathcal{T}_\mu^{V \rightarrow S\gamma} = -iee_Q N_c \int \frac{d^4 p_1}{(2\pi)^4} \left[\frac{H_V H_S}{N_1 N_2 N'_1} s_{\mu\alpha}^A + \frac{H_V H_S}{N_1 N_2 N'_2} s_{\mu\alpha}^B \right] \epsilon_V^\alpha, \quad (4)$$

$$\mathcal{A}_\mu^{S \rightarrow V\gamma} = -iee_Q N_c \int \frac{d^4 p_1}{(2\pi)^4} \left[\frac{H_S H_V}{N_1 N_2 N'_1} \tilde{s}_{\mu\alpha}^A + \frac{H_S H_V}{N_1 N_2 N'_2} \tilde{s}_{\mu\alpha}^B \right] \epsilon_V^{*\alpha}, \quad (5)$$

where $N_i = p_i^2 - m_Q^2$, $N'_i = p_i'^2 - m_Q^2$, and

$$s_{\mu\alpha}^A = \text{Tr} \left\{ (\not{p}'_1 + m_Q) \gamma_\mu (\not{p}_1 + m_Q) \left[\gamma_\alpha - \frac{(p_1 - p_2)_\alpha}{W_V} \right] (-\not{p}_2 + m_Q) \right\},$$

$$s_{\mu\alpha}^B = \text{Tr} \left\{ (\not{p}_1 + m_Q) \left[\gamma_\alpha - \frac{(p_1 - p_2)_\alpha}{W_V} \right] (-\not{p}_2 + m_Q) \gamma_\mu (-\not{p}'_2 + m_Q) \right\}, \quad (6)$$

$$\tilde{s}_{\mu\alpha}^A = \text{Tr} \left\{ (\not{p}'_1 + m_Q) \gamma_\mu (\not{p}_1 + m_Q) (-\not{p}_2 + m_Q) \left[\gamma_\alpha - \frac{(p'_1 - p_2)_\alpha}{W_V} \right] \right\},$$

$$\tilde{s}_{\mu\alpha}^B = \text{Tr} \left\{ (\not{p}_1 + m_Q) (-\not{p}_2 + m_Q) \gamma_\mu (-\not{p}'_2 + m_Q) \left[\gamma_\alpha - \frac{(p_1 - p'_2)_\alpha}{W_V} \right] \right\}, \quad (7)$$

the H_V and H_S are the LFWF of the vector and scalar mesons respectively, the A and B denote the diagrams in which the photon emitted from the quark and antiquark lines, respectively (see Fig.1), and the W_V is a parameter. In writing the transition amplitudes $\mathcal{T}_\mu^{V \rightarrow S\gamma}$ and $\mathcal{A}_\mu^{S \rightarrow V\gamma}$, we have used the following definitions of the quark-meson-antiquark vertexes $i\Gamma_M$ [13],

$$i\Gamma_M = -iH_S \quad \text{for scalar meson,}$$

$$= iH_V \left[\gamma_\mu - \frac{(p_1 - p_2)_\mu}{W_V} \right] \quad \text{for vector meson,} \quad (8)$$

where the p_1 and p_2 are momenta of the quark and antiquark, respectively.

We assume that the covariant LFWF H_V and H_S are analytic in the upper (or lower) p_1^- complex plane, close the integral contour in the upper (or lower) p_1^- complex plane for the diagram A (or B), which corresponds to set the antiquark (or quark) on the mass-shell. The one-shell restrictions are implemented by the following replacements,

$$p_2 \rightarrow \hat{p}_2^2 = m_Q^2, \quad p_1 \rightarrow \hat{p}_1 = P - \hat{p}_2,$$

$$N_1 \rightarrow \hat{N}_1 = \hat{p}_1^2 - m_Q^2, \quad N'_1 \rightarrow \hat{N}'_1 = \hat{p}_1'^2 - m_Q^2,$$

$$H_V \rightarrow \hat{H}_V = h_V(x_2, p_\perp), \quad H_S \rightarrow \hat{H}_S = h_S(x_2, p_\perp), \quad W_V \rightarrow \hat{W}_V = w_V,$$

$$\int \frac{d^4 p_1}{N_1 N_2 N'_1} \rightarrow -i\pi \int \frac{dx_2 d^2 p_\perp}{x_2 \hat{N}_1 \hat{N}'_1}, \quad (9)$$

for the Feynman diagram A and

$$\begin{aligned}
p_1 &\rightarrow \hat{p}_1^2 = m_Q^2, \quad p_2 \rightarrow \hat{p}_2 = P - \hat{p}_1, \\
N_2 &\rightarrow \hat{N}_2 = \hat{p}_2^2 - m_Q^2, \quad N'_2 \rightarrow \hat{N}'_2 = \hat{p}'_2 - m_Q^2, \\
H_V &\rightarrow \hat{H}_V = h_V(x_2, p_\perp), \quad H_S \rightarrow \hat{H}_S = h_S(x_2, p_\perp), \quad W_V \rightarrow \hat{W}_V = w_V, \\
\int \frac{d^4 p_1}{N_1 N_2 N'_2} &\rightarrow -i\pi \int \frac{dx_2 d^2 p_\perp}{x_1 \hat{N}_2 \hat{N}'_2},
\end{aligned} \tag{10}$$

for the Feynman diagram B , where we have used the light-front decomposition of the momenta $P = (P^+, P^-, 0_\perp)$, $P^\pm = P^0 \pm P^3$, $p_{1,2}^+ = x_{1,2} P^+$, $x_1 + x_2 = 1$, $p_{1,2\perp} = \pm p_\perp$, $q = (0, q^-, q_\perp) = (0, q^-, 0_\perp)$. Finally, we obtain the form-factors or coupling constants at zero momentum transition²,

$$\begin{aligned}
f_{VS\gamma} &= \frac{e_Q e N_c}{8\pi^3} \int dx_2 d^2 p_\perp \frac{h_V(x_2, p_\perp) h_S(x_2, p_\perp)}{x_1^2 x_2 (M_i^2 - M_0^2) (M_f^2 - M_0^2)} \\
&\quad \left\{ m_Q (M_i^2 - M_f^2) - 2m_Q x_1 (M_i^2 - M_0^2) - \left[4m_Q + \frac{x_1 (M_i^2 + M_f^2) + 2p_\perp^2 - 8x_1 m_Q^2}{x_1 w_V} \right] p_\perp^2 \right\} \\
&\quad + \frac{e_Q e N_c}{8\pi^3} \int dx_2 d^2 p_\perp \frac{h_V(x_2, p_\perp) h_S(x_2, p_\perp)}{x_1 x_2^2 (M_i^2 - M_0^2) (M_f^2 - M_0^2)} \\
&\quad \left\{ m_Q (M_i^2 - M_f^2) - 2m_Q x_2 (M_i^2 - M_0^2) - \left[4m_Q + \frac{x_2 (M_i^2 + M_f^2) + 2p_\perp^2 - 8x_2 m_Q^2}{x_2 w_V} \right] p_\perp^2 \right\},
\end{aligned} \tag{11}$$

$$\begin{aligned}
g_{SV\gamma} &= \frac{e_Q e N_c}{8\pi^3} \int dx_2 d^2 p_\perp \frac{h_V(x_2, p_\perp) h_S(x_2, p_\perp)}{x_1^2 x_2 (M_i^2 - M_0^2) (M_f^2 - M_0^2)} \\
&\quad \left\{ m_Q (M_f^2 - M_i^2) - 2m_Q x_1 (M_f^2 - M_0^2) - \left[4m_Q + \frac{x_1 (M_i^2 + M_f^2) + 2p_\perp^2 - 8x_1 m_Q^2}{x_1 w_V} \right] p_\perp^2 \right\} \\
&\quad + \frac{e_Q e N_c}{8\pi^3} \int dx_2 d^2 p_\perp \frac{h_V(x_2, p_\perp) h_S(x_2, p_\perp)}{x_1 x_2^2 (M_i^2 - M_0^2) (M_f^2 - M_0^2)} \\
&\quad \left\{ m_Q (M_f^2 - M_i^2) - 2m_Q x_2 (M_f^2 - M_0^2) - \left[4m_Q + \frac{x_2 (M_i^2 + M_f^2) + 2p_\perp^2 - 8x_2 m_Q^2}{x_2 w_V} \right] p_\perp^2 \right\},
\end{aligned} \tag{12}$$

²For technical details, one can consult Refs.[11, 12, 13].

where the LFWF are defined as [13],

$$\begin{aligned}
h_V(x_2, p_\perp) &= (M_{i/f}^2 - M_0^2) \sqrt{\frac{x_1 x_2}{N_c}} \frac{1}{\sqrt{2} M_0} \phi_S(x_2, p_\perp), \\
h_S(x_2, p_\perp) &= (M_{i/f}^2 - M_0^2) \sqrt{\frac{x_1 x_2}{N_c}} \frac{1}{2\sqrt{6}} \phi_P(x_2, p_\perp), \\
\phi_P(x_2, p_\perp) &= \sqrt{\frac{2}{\beta^2}} \phi_S(x_2, p_\perp), \\
\phi_{1S}(x_2, p_\perp) &= 4 \left(\frac{\pi}{\beta^2} \right)^{3/4} \sqrt{\frac{dp_z}{dx_2}} \exp \left(-\frac{p_\perp^2 + p_z^2}{2\beta^2} \right), \\
\phi_{2S}(x_2, p_\perp) &= 4 \sqrt{\frac{2}{3}} \left(\frac{\pi}{\beta^2} \right)^{3/4} \sqrt{\frac{dp_z}{dx_2}} \exp \left(-\frac{p_\perp^2 + p_z^2}{2\beta^2} \right) \left[\frac{p_\perp^2 + p_z^2}{\beta^2} - \frac{3}{2} \right], \\
\phi_{3S}(x_2, p_\perp) &= 4 \sqrt{\frac{2}{15}} \left(\frac{\pi}{\beta^2} \right)^{3/4} \sqrt{\frac{dp_z}{dx_2}} \exp \left(-\frac{p_\perp^2 + p_z^2}{2\beta^2} \right) \left[\frac{(p_\perp^2 + p_z^2)^2}{\beta^4} - \frac{5(p_\perp^2 + p_z^2)}{\beta^2} + \frac{15}{4} \right], \\
\frac{dp_z}{dx_2} &= \frac{e_1 e_2}{x_1 x_2 M_0}, \quad w_V = M_0 + 2m_Q, \\
M_0^2 &= (e_1 + e_2)^2 = \frac{p_\perp^2 + m_Q^2}{x_1} + \frac{p_\perp^2 + m_Q^2}{x_2}, \\
p_z &= \frac{x_2 M_0}{2} - \frac{m_Q^2 + p_\perp^2}{2x_2 M_0}, \quad e_i = \sqrt{m_Q^2 + p_\perp^2 + p_z^2},
\end{aligned} \tag{13}$$

the M_i and M_f are the masses of the initial and final heavy quarkonium states, the e_i can be viewed as the energy of the quark (antiquark), and the M_0 can be viewed as the kinetic invariant mass of the quark-antiquark system.

In calculations, we have used the following rules [11, 12, 13],

$$\begin{aligned}
\hat{p}_1^\mu &\doteq P^\mu A_1^{(1)} + q^\mu A_2^{(1)}, \\
\hat{p}_1^\mu \hat{p}_1^\nu &\doteq g^{\mu\nu} A_1^{(2)} + P^\mu P^\nu A_2^{(2)} + (P^\mu q^\nu + q^\mu P^\nu) A_3^{(2)} + q^\mu q^\nu A_4^{(2)}, \\
\hat{N}_2 &\rightarrow Z_2, \\
\int d^2 p_\perp \frac{(p_\perp \cdot q_\perp)^2}{q^2} &= -\frac{1}{2} \int d^2 p_\perp p_\perp^2, \quad \int dx_2 d^2 p_\perp \frac{h_V h_S}{x_2 \hat{N}_1 \hat{N}'_1} (x_1 Z_2 - 2A_1^{(2)}) = 0, \\
A_1^{(1)} &= \frac{x_1}{2}, \quad A_2^{(1)} = \frac{x_1}{2} - \frac{p_\perp \cdot q_\perp}{q^2}, \quad A_1^{(2)} = -p_\perp^2 - \frac{(p_\perp \cdot q_\perp)^2}{q^2}, \\
A_2^{(2)} &= A_1^{(1)} A_1^{(1)}, \quad A_3^{(2)} = A_1^{(1)} A_2^{(1)}, \quad A_4^{(2)} = A_2^{(1)} A_2^{(1)} - \frac{A_1^{(2)}}{q^2}.
\end{aligned} \tag{14}$$

In going from the manifestly covariant Feynman integral to the light-front one, there appear additional spurious contributions proportional to the lightlike vector $\omega^\mu = (1, 0, 0, -1)$. The additional residual contributions are expressed in terms of the $B_n^{(m)}$ and $C_n^{(m)}$ functions [11, 12]. The $C_n^{(m)}$ functions are canceled if the zero mode contributions are correctly taken into account, while the $B_n^{(m)}$ functions under integration vanish or are numerically tiny [11, 12, 13]. The rules in Eq.(14) have accounted for the zero mode contributions. The results are covariant and free of spurious contributions.

3 Numerical results and discussions

We take the masses of the heavy quarkonium states from the Particle Data Group, $M_{\chi_{c0}} = 3414.75$ MeV, $M_{J/\psi} = 3096.916$ MeV, $M_{\psi'} = 3686.09$ MeV, $M_\Upsilon = 9.46030$ GeV, $M_{\Upsilon'} = 10.02326$ GeV,

$M_{\Upsilon''} = 10.3552 \text{ GeV}$, $M_{\chi_{b0}} = 9.85944 \text{ GeV}$, $M_{\chi'_{b0}} = 10.2325 \text{ GeV}$ [6], and obtain the radiative decay widths,

$$\begin{aligned}
\Gamma_{\chi_{c0} \rightarrow J/\psi \gamma} &= 2214.63 e_c^2 e^2 g_{\chi_{c0} J/\psi \gamma}^2 \text{ KeV}, \\
\Gamma_{\psi' \rightarrow \chi_{c0} \gamma} &= 473.535 e_c^2 e^2 f_{\psi' \chi_{c0} \gamma}^2 \text{ KeV}, \\
\Gamma_{\Upsilon' \rightarrow \chi_{b0} \gamma} &= 113.783 e_b^2 e^2 f_{\Upsilon' \chi_{b0} \gamma}^2 \text{ KeV}, \\
\Gamma_{\Upsilon'' \rightarrow \chi_{b0} \gamma} &= 3005.49 e_b^2 e^2 f_{\Upsilon'' \chi_{b0} \gamma}^2 \text{ KeV}, \\
\Gamma_{\Upsilon'' \rightarrow \chi'_{b0} \gamma} &= 48.135 e_b^2 e^2 f_{\Upsilon'' \chi'_{b0} \gamma}^2 \text{ KeV}.
\end{aligned} \tag{15}$$

The numerical factors in front of the coupling constants have hierarchies as the decay widths proportional to E_γ^3 , the energy of the photons $E_\gamma = \frac{M_i^2 - M_f^2}{2M_i}$.

Compared to the experimental data from the Particle Data Group [6],

$$\begin{aligned}
\Gamma_{\chi_{c0} \rightarrow J/\psi \gamma} &= 122.85 \pm 9.36 \pm 8.4 \text{ (or } 121.68 \pm 7.02 \pm 8.32) \text{ KeV}, \\
\Gamma_{\psi' \rightarrow \chi_{c0} \gamma} &= 27.6848 \pm 1.5488 \pm 0.8866 \text{ (or } 29.4272 \pm 0.8712 \pm 0.9424) \text{ KeV},
\end{aligned} \tag{16}$$

$$\begin{aligned}
\Gamma_{\Upsilon' \rightarrow \chi_{b0} \gamma} &= 1.21524 \pm 0.09994 \pm 0.12792 \text{ KeV}, \\
\Gamma_{\Upsilon'' \rightarrow \chi_{b0} \gamma} &= 0.06096 \pm 0.004995 \pm 0.008128 \text{ KeV}, \\
\Gamma_{\Upsilon'' \rightarrow \chi'_{b0} \gamma} &= 1.19888 \pm 0.10915 \pm 0.12192 \text{ KeV},
\end{aligned} \tag{17}$$

where the first uncertainties come from the total widths and the second uncertainties come from the branching ratios. The radiative widths $\Gamma_{\chi_{c0} \rightarrow J/\psi \gamma}$ and $\Gamma_{\psi' \rightarrow \chi_{c0} \gamma}$ in Eq.(16) come from the Particle Data Group's average (or fitted) values of the total widths $\Gamma_{\chi_{c0}}$ and $\Gamma_{\psi'}$. From Eqs.(15-17), we can draw the conclusion tentatively that the coupling constants $f_{V S \gamma}^2$ differ greatly from each other for the bottomonium states, while $g_{\chi_{c0} J/\psi \gamma}^2 \approx f_{\psi' \chi_{c0} \gamma}^2$.

From Eqs.(11-13), we can see that the form-factors or coupling constants depend on two kinds of inputs parameters, the constituent quark masses m_Q and the shape parameters β of the LFWF. The spin averaged ground state masses are $\frac{M_{\eta_c} + 3M_{J/\psi}}{4} = 3.068 \text{ GeV}$, $\frac{M_{\eta_b} + 3M_{\Upsilon}}{4} = 9.443 \text{ GeV}$ from the Particle Data Group [6], we estimate the constituent quark masses $m_c \approx 1.5 \text{ GeV}$ and $m_b \approx 4.7 \text{ GeV}$. In this article, we take the constituent quark masses m_Q and shape parameters β of the LFWF as free parameters and search for the optimal values at the ranges $m_c = (1.3 - 1.7) \text{ GeV}$ and $m_b = (4.5 - 5.0) \text{ GeV}$.

In numerical calculations, we observe that the form-factors (or coupling constants) are sensitive to the constituent quark masses m_Q and the shape parameters β , small variations of those input parameters can lead to large changes of the form-factors (thereafter the decay widths). The optimal values are $m_c = 1.5 \text{ GeV}$ and $m_b = 4.8 \text{ GeV}$, $\beta_{\chi_{c0}} = 1.30 \text{ GeV}$, $\beta_{J/\psi} = 0.76 \text{ GeV}$, $\beta_{\psi'} = 0.83 \text{ GeV}$, $\beta_{\Upsilon'} = 1.30 \text{ GeV}$, $\beta_{\Upsilon''} = 0.976 \text{ GeV}$, $\beta_{\chi_{b0}} = 0.94 \text{ GeV}$, $\beta_{\chi'_{b0}} = 0.945 \text{ GeV}$, which can reproduce the decay widths of the five observed processes $\chi_{c0} \rightarrow J/\psi \gamma$, $\psi' \rightarrow \chi_{c0} \gamma$, $\Upsilon' \rightarrow \chi_{b0} \gamma$, $\Upsilon'' \rightarrow \chi_{b0} \gamma$ and $\Upsilon'' \rightarrow \chi'_{b0} \gamma$ [6]. If the form-factors (or coupling constants) are not sensitive to the shape parameters β of the LFWF, we can introduce two parameters to characterize the charmonium and bottomonium states respectively, and search for the optimal values to reproduce the decay widths of the five observed radiative transitions. However, two parameters cannot lead to satisfactory results.

The optimal values $m_c = 1.5 \text{ GeV}$ and $m_b = 4.8 \text{ GeV}$ approximate or equal to the estimated values $m_c \approx 1.5 \text{ GeV}$ and $m_b \approx 4.7 \text{ GeV}$. In the constituent quark model, the usually used constituent quark masses are $m_c = (1.4 - 1.6) \text{ GeV}$ and $m_b = (4.7 - 4.9) \text{ GeV}$, it is natural to take the values $m_c = 1.5 \pm 0.1 \text{ GeV}$ and $m_b = 4.8 \pm 0.1 \text{ GeV}$ in this article.

We choose (or suppose) the shape parameters have the same uncertainties as the constituent quark masses tentatively, i.e. $\beta_{\chi_{c0}} = 1.30 \pm 0.1 \text{ GeV}$, $\beta_{J/\psi} = 0.76 \pm 0.1 \text{ GeV}$, $\beta_{\psi'} = 0.83 \pm 0.1 \text{ GeV}$, $\beta_{\Upsilon'} = 1.30 \pm 0.1 \text{ GeV}$, $\beta_{\Upsilon''} = 0.976 \pm 0.1 \text{ GeV}$, $\beta_{\chi_{b0}} = 0.94 \pm 0.1 \text{ GeV}$, $\beta_{\chi'_{b0}} = 0.945 \pm 0.1 \text{ GeV}$. The

resulting radiative decay widths are

$$\begin{aligned}
\Gamma_{\chi_{c0} \rightarrow J/\psi \gamma} &= 121.54_{-97.18}^{+160.22} {}_{-26.26}^{+34.32} {}_{-32.67}^{+39.89} \text{ KeV}, \\
\Gamma_{\psi' \rightarrow \chi_{c0} \gamma} &= 27.90_{-17.97}^{+26.67} {}_{-9.10}^{+9.83} {}_{-3.55}^{+1.56} \text{ KeV}, \\
\Gamma_{\Upsilon' \rightarrow \chi_{b0} \gamma} &= 1.23_{-1.13}^{+2.31} {}_{-0.13}^{+0.07} {}_{-0.34}^{+0.52} \text{ KeV}, \\
\Gamma_{\Upsilon'' \rightarrow \chi_{b0} \gamma} &= 0.0606_{-0.0072}^{+0.0078} {}_{-0.0605}^{+0.2160} {}_{-0.0589}^{+0.2343} \text{ KeV}, \\
\Gamma_{\Upsilon'' \rightarrow \chi'_{b0} \gamma} &= 1.19_{-0.27}^{+0.31} {}_{-1.18}^{+2.30} {}_{-1.14}^{+3.75} \text{ KeV},
\end{aligned} \tag{18}$$

where the uncertainties come from the heavy quark masses and shape parameters of the initial and final quarkonium states, sequentially.

From Eqs.(16-18), we can see that the central values of the present predictions are consistent with the experimental data from the Particle Data Group [6]. However, the uncertainties come from the heavy quark masses exceed 100% for the transitions $\chi_{c0} \rightarrow J/\psi \gamma$, $\psi' \rightarrow \chi_{c0} \gamma$, $\Upsilon' \rightarrow \chi_{b0} \gamma$, and the uncertainties come from the shape parameters also exceed 100% for the transitions $\Upsilon'' \rightarrow \chi_{b0} \gamma$, $\Upsilon'' \rightarrow \chi'_{b0} \gamma$. We have little room for varying those parameters to reproduce the experimental data, which weakens the predictive ability of the CLFQM remarkably. On the other hand, if we take the uncertainties of the experimental data on the radiative transitions (see Eqs.(16-17)) to constrain the uncertainties of the constituent quark masses and shape parameters, the allowed uncertainties are $|\delta m_c| < 10 \text{ MeV}$, $|\delta m_b| < 10 \text{ MeV}$, $|\delta \beta_{\chi_{c0}}| < 35 \text{ MeV}$, $|\delta \beta_{J/\psi}| < 30 \text{ MeV}$, $|\delta \beta_{\psi'}| < 17 \text{ MeV}$, $|\delta \beta_{\Upsilon'}| < 100 \text{ MeV}$, $|\delta \beta_{\Upsilon''}| < 8 \text{ MeV}$, $|\delta \beta_{\chi_{b0}}| < 10 \text{ MeV}$, $|\delta \beta_{\chi'_{b0}}| < 6 \text{ MeV}$.

The heavy quarkonium states have equal constituent quark masses, $m_Q = m_{\bar{Q}}$, the heavy quark masses are taken as one parameter m_Q rather than two parameters m_Q and $m_{\bar{Q}}$, see Eqs.(11-13), the total uncertainties come from the heavy quark masses are larger than that come from the heavy quark masses m_Q and $m_{\bar{Q}}$, respectively.

In Figs.2-3, we plot the radiative decay widths $\Gamma_{\chi_{c0} \rightarrow J/\psi \gamma}$, $\Gamma_{\psi' \rightarrow \chi_{c0} \gamma}$, $\Gamma_{\Upsilon' \rightarrow \chi_{b0} \gamma}$, $\Gamma_{\Upsilon'' \rightarrow \chi_{b0} \gamma}$ and $\Gamma_{\Upsilon'' \rightarrow \chi'_{b0} \gamma}$ with variations of the shape parameters β . From the figures, we can see that the widths are sensitive to the shape parameters β indeed, small variations of the shape parameters β can lead to rather large changes of the decay widths, especially when there are nodes in the radial wave-functions. It is very difficult (or impossible) to obtain two universal parameters β_{cc} and β_{bb} to characterize the charmonium and bottomonium states respectively.

We can take the optimal values $m_c = 1.5 \text{ GeV}$ and $m_b = 4.8 \text{ GeV}$, $\beta_{\chi_{c0}} = 1.30 \text{ GeV}$, $\beta_{J/\psi} = 0.76 \text{ GeV}$, $\beta_{\psi'} = 0.83 \text{ GeV}$, $\beta_{\Upsilon'} = 1.30 \text{ GeV}$, $\beta_{\Upsilon''} = 0.976 \text{ GeV}$, $\beta_{\chi_{b0}} = 0.94 \text{ GeV}$, $\beta_{\chi'_{b0}} = 0.945 \text{ GeV}$ as the basic input parameters and study other radiative transitions among the heavy quarkonium states. For example, we can take the parameter $\beta_{\chi_{b0}} = 0.94 \text{ GeV}$ to calculate the decay width $\Gamma_{\chi_{b0} \rightarrow \Upsilon \gamma}$. From Fig.3, we can see that the prediction $\Gamma_{\chi_{b0} \rightarrow \Upsilon \gamma} = (18 - 34) \text{ KeV}$ for $\beta_{\Upsilon} = (0.4 - 1.4) \text{ GeV}$ is consistent with the value $\Gamma_{\chi_{b0} \rightarrow \Upsilon \gamma} = (24 - 26) \text{ KeV}$ from the potential quark models [20]. If we take the parameter $\beta_{\Upsilon} = 1.16 \text{ GeV}$, the predictions $\Gamma_{\chi_{b0} \rightarrow \Upsilon \gamma} = 24.75 \text{ KeV}$ and $\Gamma_{\chi'_{b0} \rightarrow \Upsilon \gamma} = 5.97 \text{ KeV}$ are consistent with the values from the potential quark models $\Gamma_{\chi_{b0} \rightarrow \Upsilon \gamma} = (24 - 26) \text{ KeV}$ and $\Gamma_{\chi'_{b0} \rightarrow \Upsilon \gamma} = (4.5 - 8.5) \text{ KeV}$ [20], while the prediction $\Gamma_{\chi'_{b0} \rightarrow \Upsilon' \gamma} = 46.74 \text{ KeV}$ is much larger than the value $\Gamma_{\chi'_{b0} \rightarrow \Upsilon' \gamma} = (11 - 12) \text{ KeV}$ from the potential quark model [20].

Without precise experimental data, we cannot determine the value of the shape parameter β_{Υ} . On the other hand, there are controversies for the spectroscopy of the charmonium states, and lack experimental data on other radiative transitions among the vector and scalar charmonium states. We prefer study those processes in the future. In Ref.[16], the author calculates the S -wave to S -wave radiative transitions $\Upsilon \rightarrow \eta_b \gamma$, $\Upsilon' \rightarrow \eta_b \gamma$, $\Upsilon' \rightarrow \eta'_b \gamma$, $\Upsilon'' \rightarrow \eta_b \gamma$, $\Upsilon'' \rightarrow \eta'_b \gamma$, $J/\psi \rightarrow \eta_c \gamma$, $\psi' \rightarrow \eta_c \gamma$, $\psi' \rightarrow \eta'_c \gamma$ with the CLFQM, and observes that those $M1$ transitions are sensitive to the heavy quark masses and shape parameters of the LFWF, the existing experimental data cannot be reproduced consistently with suitable parameters m_Q and β . In Ref.[21], the authors modify the LFWF by introducing several additional parameters besides the shape parameters β and study the radiative decays $\Upsilon(nS) \rightarrow \eta_b + \gamma$, the prediction $\text{Br}(\Upsilon(3S) \rightarrow \eta_b + \gamma) = (1.87 \pm 0.71) \times 10^{-4}$ is much smaller than the experimental data $(5.1 \pm 0.7) \times 10^{-4}$ [6]. We can draw the conclusion

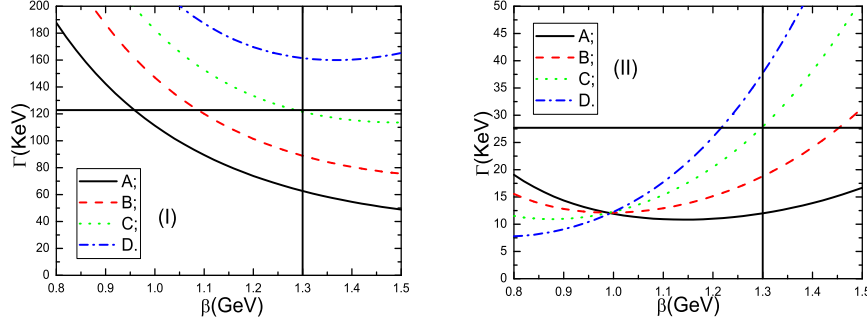


Figure 2: The radiative decay widths with variations of the shape parameter $\beta_{\chi_{c0}}$. In (I) $\chi_{c0} \rightarrow J/\psi\gamma$, A, B, C, D correspond to $\beta_{J/\psi}/\beta_{\chi_{c0}} = 0.56/1.3, 0.66/1.3, 0.76/1.3, 0.86/1.3$, respectively; in (II) $\psi' \rightarrow \chi_{c0}\gamma$, A, B, C, D correspond to $\beta_{\psi'}/\beta_{\chi_{c0}} = 0.63/1.3, 0.73/1.3, 0.83/1.3, 0.93/1.3$, respectively.

tentatively that we cannot get rid of the sensitivity to the shape parameters β without introducing several additional parameters. However, the experimental data are far from enough to fit the additional parameters.

Finally, we present the results with two universal parameters m_Q and $\beta_{Q\bar{Q}}$ (and one universal parameter $\beta_{Q\bar{Q}}$) for completeness. If we take two universal parameters m_c (m_b) and $\beta_{c\bar{c}}$ ($\beta_{b\bar{b}}$) to fit the experimental data on the charmonium (bottomonium) $E1$ transitions, the optimal values are $m_c = 1.5941 \pm 0.0073690$ GeV, $m_b = 2.4125 \pm 0.14607$ GeV, $\beta_{c\bar{c}} = 1.2359 \pm 0.013862$ GeV, $\beta_{b\bar{b}} = 0.58166 \pm 0.042596$ GeV, the resulting decay widths are

$$\begin{aligned}
 \Gamma_{\chi_{c0} \rightarrow J/\psi\gamma} &= 122.87^{+14.62+3.93}_{-13.86-3.76} \text{ KeV}, \\
 \Gamma_{\psi' \rightarrow \chi_{c0}\gamma} &= 27.68^{+0.52+2.03}_{-0.52-1.96} \text{ KeV}, \\
 \Gamma_{\Upsilon' \rightarrow \chi_{b0}\gamma} &= 0.908^{+0.122+0.035}_{-0.105-0.050} \text{ KeV}, \\
 \Gamma_{\Upsilon'' \rightarrow \chi_{b0}\gamma} &= 0.064^{+0.025+0.025}_{-0.017-0.019} \text{ KeV}, \\
 \Gamma_{\Upsilon'' \rightarrow \chi'_{b0}\gamma} &= 1.355^{+0.100+0.033}_{-0.096-0.066} \text{ KeV},
 \end{aligned} \tag{19}$$

where the uncertainties come from the heavy quark masses and shape parameters, sequentially. The numerical values of the decay widths are compatible with the experimental data within uncertainties, the m_c reaches upper bound of the usually used constituent quark mass $m_c = (1.4 - 1.6)$ GeV with $2m_c > M_{J/\psi}$, while the m_b is about one-half of the usually used constituent quark mass, and it is unacceptable. Furthermore, tiny uncertainty $\delta m_c = \pm 0.0073690$ GeV leads to rather larger uncertainty $\delta \Gamma_{\chi_{c0} \rightarrow J/\psi\gamma} = {}^{+14.62}_{-13.86}$ KeV. The parameters $m_c = 1.5941 \pm 0.0073690$ GeV, $m_b = 2.4125 \pm 0.14607$ GeV are not robust and discarded.

On the other hand, if we take the ideal heavy quark masses $m_c = 1.5$ GeV and $m_b = 4.8$ GeV, and use one universal parameter $\beta_{c\bar{c}}$ ($\beta_{b\bar{b}}$) to fit the experimental data on the charmonium (bottomonium) $E1$ transitions, the optimal values are $\beta_{c\bar{c}} = 1.1490 \pm 0.011593$ GeV and $\beta_{b\bar{b}} = 1.1418 \pm 0.044619$ GeV, the resulting decay widths are

$$\begin{aligned}
 \Gamma_{\chi_{c0} \rightarrow J/\psi\gamma} &= 344.25^{+2.08}_{-1.83} \text{ KeV}, \\
 \Gamma_{\psi' \rightarrow \chi_{c0}\gamma} &= 21.96^{+1.56}_{-1.49} \text{ KeV}, \\
 \Gamma_{\Upsilon' \rightarrow \chi_{b0}\gamma} &= 0.463^{+0.001}_{-0.005} \text{ KeV}, \\
 \Gamma_{\Upsilon'' \rightarrow \chi_{b0}\gamma} &= 0.057^{+0.010}_{-0.010} \text{ KeV}, \\
 \Gamma_{\Upsilon'' \rightarrow \chi'_{b0}\gamma} &= 0.545^{+0.024}_{-0.018} \text{ KeV},
 \end{aligned} \tag{20}$$

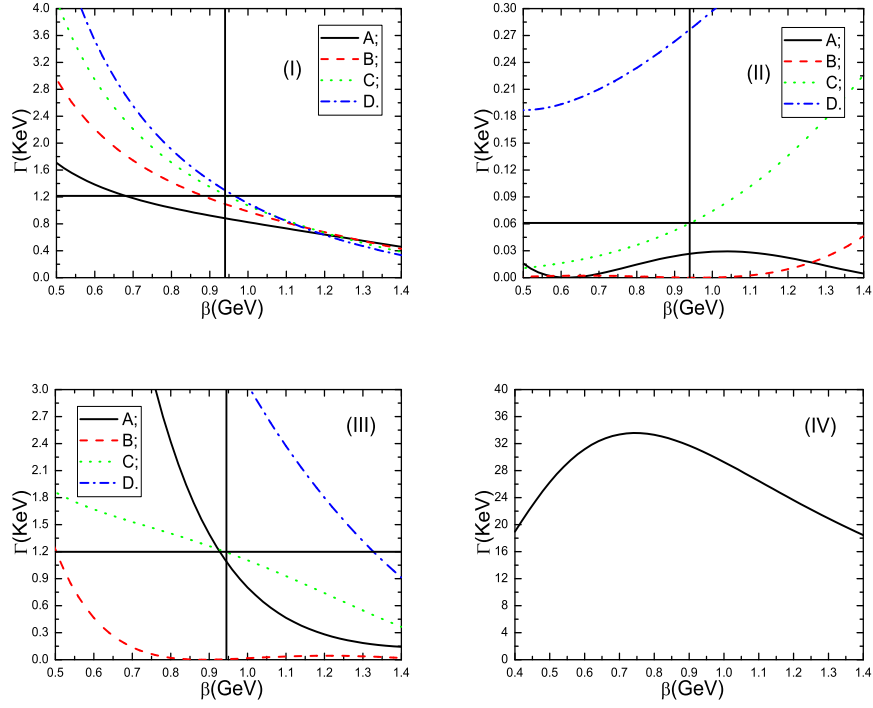


Figure 3: The radiative decay widths with variations of the shape parameters $\beta_{\chi_{b0}}$ or $\beta_{\chi'_{b0}}$. In (I) $\Upsilon' \rightarrow \chi_{b0}\gamma$, A, B, C, D correspond to $\beta_{\Upsilon'}/\beta_{\chi_{b0}} = 1.1/0.94, 1.2/0.94, 1.3/0.94, 1.4/0.94$, respectively; in (II) $\Upsilon'' \rightarrow \chi_{b0}\gamma$, A, B, C, D correspond to $\beta_{\Upsilon''}/\beta_{\chi_{b0}} = 0.776/0.94, 0.876/0.94, 0.976/0.94, 1.076/0.94$, respectively; in (III) $\Upsilon'' \rightarrow \chi'_{b0}\gamma$, A, B, C, D correspond to $\beta_{\Upsilon''}/\beta_{\chi'_{b0}} = 0.776/0.945, 0.876/0.945, 0.976/0.945, 1.076/0.945$, respectively; in (IV) $\chi_{b0} \rightarrow \Upsilon\gamma$, $\beta_{\Upsilon} = 0.94$ GeV.

where the uncertainties come from the shape parameters. The discrepancies between the theoretical and experimental values of the decay widths are huge for the radiative transitions $\chi_{c0} \rightarrow J/\psi\gamma$, $\Upsilon' \rightarrow \chi_{b0}\gamma$, $\Upsilon'' \rightarrow \chi'_{b0}\gamma$. The parameters $\beta_{c\bar{c}} = 1.1490 \pm 0.011593 \text{ GeV}$ and $\beta_{b\bar{b}} = 1.1418 \pm 0.044619 \text{ GeV}$ are poor and discarded.

4 Conclusions

In this article, we study the radiative transitions among the vector and scalar heavy quarkonium states in the framework of the CLFQM. In calculations, we observe that the radiative decay widths are sensitive to the constituent quark masses and the shape parameters of the LFWF. We reproduce the experimental data for the observed processes with suitable parameters, while the predictions for the un-observed processes are consistent or inconsistent with other theoretical calculations. The parameters can be fitted to the precise experimental data in the future.

Acknowledgment

This work is supported by National Natural Science Foundation of China, Grant Number 11075053, and the Fundamental Research Funds for the Central Universities.

References

- [1] M. Ablikim et al, Phys. Rev. Lett. **109** (2012) 172002.
- [2] N. E. Adam et al, Phys. Rev. Lett. **94** (2005) 232002.
- [3] H. Mendez et al, Phys. Rev. **D78** (2008) 011102.
- [4] Z. G. He, X. R. Lu, J. Soto and Y. Zheng, Phys. Rev. **D83** (2011) 054028.
- [5] R. Casalbuoni, A. Deandrea, N. Di Bartolomeo, F. Feruglio, R. Gatto and G. Nardulli, Phys. Rept. **281** (1997) 145.
- [6] J. Beringer et al, Phys. Rev. **D86** (2012) 010001.
- [7] H. Grotch, D. A. Owen and K. J. Sebastian, Phys. Rev. **D30** (1984) 1924; W. Kwong and J. L. Rosner, Phys. Rev. **D38** (1988) 279; M. B. Voloshin, Prog. Part. Nucl. Phys. **61** (2008) 455; E. Eichten, S. Godfrey, H. Mahlke and J. L. Rosner, Rev. Mod. Phys. **80** (2008) 1161.
- [8] J. J. Dudek, R. G. Edwards and D. G. Richards, Phys. Rev. **D73** (2006) 074507; J. J. Dudek, R. Edwards and C. E. Thomas, Phys. Rev. **D79** (2009) 094504; Y. Chen et al, Phys. Rev. **D84** (2011) 034503;
- [9] N. Brambilla, P. Pietrulewicz and A. Vairo, Phys. Rev. **D85** (2012) 094005.
- [10] N. Brambilla et al, Eur. Phys. J. **C71** (2011) 1534.
- [11] W. Jaus, Phys. Rev. **D60** (1999) 054026.
- [12] W. Jaus, Phys. Rev. **D67** (2003) 094010.
- [13] H. Y. Cheng, C. K. Chua and C. W. Hwang, Phys. Rev. **D69** (2004) 074025.
- [14] H. Y. Cheng and C. K. Chua, Phys. Rev. **D69** (2004) 094007.

- [15] H. M. Choi, C. R. Ji and L. S. Kisslinger, Phys. Rev. **D65** (2002) 074032; C. W. Hwang and Z. T. Wei, J. Phys. **G34** (2007) 687; H. M. Choi, Phys. Rev. **D75** (2007) 073016; W. Wang, Y. L. Shen and C. D. Lu, Eur. Phys. J. **C51** (2007) 841; W. Wang, Y. L. Shen and C. D. Lu, Phys. Rev. **D79** (2009) 054012; H. Y. Cheng and C. K. Chua, Phys. Rev. **D81** (2010) 114006; T. Peng and B. Q. Ma, Eur. Phys. J. **A48** (2012) 66; R. C. Verma, J. Phys. **G39** (2012) 025005.
- [16] W. Wang, arXiv:1002.3579.
- [17] H. W. Ke, X. Q. Li and X. Liu, arXiv:1002.1187.
- [18] C. W. Hwang, Eur. Phys. J. **C62** (2009) 499.
- [19] G. Bonvicini et al, Phys. Rev. **D70** (2004) 032001.
- [20] B. Q. Li and K. T. Chao, Commun. Theor. Phys. **52** (2009) 653; and references therein.
- [21] H. W. Ke, X. Q. Li, Z. T. Wei and X. Liu, Phys. Rev. **D82** (2010) 034023.