

Cosmology and fundamental physics with the Euclid satellite¹

Luca Amendola², Stephen Appleby, David Bacon, Tessa Baker,
Marco Baldi, Nicola Bartolo, Alain Blanchard, Camille Bonvin,
Stefano Borgani, Enzo Branchini, Clare Burrage, Stefano Camera²,
Carmelita Carbone, Luciano Casarini, Mark Cropper, Claudia deRham,
Cinzia di Porto², Anne Ealet, Pedro G. Ferreira², Fabio Finelli, Juan Garcia-Bellido²,
Tommaso Giannantonio, Luigi Guzzo, Alan Heavens, Lavinia Heisenberg,
Catherine Heymans, Henk Hoekstra, Lukas Hollenstein, Rory Holmes,
Ole Horst, Knud Jahnke, Thomas D. Kitching², Tomi Koivisto,
Martin Kunz², Giuseppe La Vacca, Marisa March, Elisabetta Majerotto,
Katarina Markovic, David Marsh, Federico Marulli, Richard Massey,
Yannick Mellier, David F. Mota, Nelson Nuñez, Will Percival,
Valeria Pettorino², Cristiano Porciani², Claudia Quercellini, Justin Read,
Massimiliano Rinaldi, Domenico Sapone, Roberto Scaramella,
Constantinos Skordis, Fergus Simpson, Andy Taylor, Shaun Thomas,
Roberto Trotta², Licia Verde², Filippo Vernizzi, Adrian Vollmer,
Yun Wang², Jochen Weller, Tom Zlosnik

June 6, 2012

¹Review of the Euclid Theory Working Group.

²Corresponding authors. Please contact euclidtheoryreview@gmail.com for questions and comments.

DISCLAIMER

This is not an official Euclid document and its content reflects solely the views of the contributing authors.

Contents

Abstract	11
Introduction	13
1 Dark Energy	15
1.1 Introduction	15
1.2 Background evolution	16
1.2.1 Parametrisation of the background evolution	17
1.3 Perturbations	18
1.3.1 Cosmological perturbation theory	19
1.3.2 Modified Growth Parameters	21
1.4 Models of dark energy and modified gravity	24
1.4.1 Quintessence	25
1.4.2 A definition of modified gravity	27
1.4.3 Coupled dark energy models	28
1.4.4 Phantom crossing	32
1.4.5 $f(R)$ gravity	35
1.4.6 Massive gravity and higher-dimensional models	40
1.4.7 Einstein Aether and its Generalizations	45
1.4.8 The Tensor-Vector-Scalar Theory of Gravity	47
1.5 Generic properties of dark energy and modified gravity models	49
1.5.1 To which precision should we measure w ?	49
1.5.2 The effective anisotropic stress as evidence for modified gravity	54
1.5.3 Consistency Conditions for Modified Gravity Theories	56
1.6 Non linear aspects	59
1.6.1 N-body simulations of Dark Energy and Modified Gravity	59
1.6.2 The spherical collapse model	63
1.7 Observational properties of dark energy and modified gravity	69
1.7.1 General remarks	69
1.7.2 Observing modified gravity with weak lensing	70
1.7.3 Observing modified gravity with redshift surveys	75
1.7.4 Cosmological Bulk Flows	78
1.8 Forecasts for Euclid	80
1.8.1 A review of forecasts for parametrised modified gravity with Euclid	80
1.8.2 Euclid surveys	82
1.8.3 Forecasts for the growth rate from the redshift survey	84
1.8.4 Weak lensing non-parametric measurement of expansion and growth rate	93
1.8.5 Testing the non-linear corrections for weak lensing forecasts.	96
1.8.6 Forecasts for the dark energy sound speed	97
1.8.7 Weak lensing constraints on $f(R)$ gravity	103

1.8.8	Forecast constraints on coupled quintessence cosmologies	105
1.8.9	Extra-Euclidean data and priors	106
1.9	Summary and outlook	109
2	Dark matter	113
2.1	Introduction	113
2.2	Dark matter halo properties	115
2.2.1	The halo mass function as a function of redshift	115
2.2.2	The dark matter density profile	118
2.3	Euclid dark matter studies: wide-field X-Ray complementarity	118
2.4	Dark matter mapping	119
2.4.1	Charting the universe in 3D	120
2.5	Scattering cross sections	120
2.5.1	Dark matter - dark matter interactions	120
2.5.2	Dark matter - baryonic interactions	121
2.5.3	Dark matter - dark energy interactions	121
2.6	Cross section constraints from galaxy clusters	122
2.6.1	Bulletedness	122
2.7	Constraints on warm dark matter	124
2.7.1	Warm dark matter particle candidates	124
2.7.2	Dark matter free-streaming	125
2.7.3	Current constraints on the WDM particle from large-scale structure	125
2.8	Neutrino properties	125
2.8.1	Evidence of relic neutrinos	127
2.8.2	Neutrino mass	128
2.8.3	Hierarchy and the nature of neutrinos	128
2.8.4	Number of neutrino species	128
2.8.5	Model dependence	129
2.8.6	Σ forecasted error bars and degeneracies	130
2.8.7	N_{eff} forecasted errors and degeneracies	131
2.8.8	Non-linear effects of massive cosmological neutrinos on bias and RDS	132
2.9	Coupling between dark energy and neutrinos	133
2.10	Unified Dark Matter	136
2.10.1	Theoretical Background	136
2.10.2	Euclid Observables	137
2.11	Dark energy and dark matter	138
2.12	Ultra-light scalar fields	139
2.12.1	Requirements	143
2.13	Dark-matter surrogates in theories of modified gravity	145
2.13.1	Extra fields in modified gravity	145
2.13.2	Vector dark matter in Einstein-Aether models	145
2.13.3	Scalar and tensors in TeVeS	146
2.13.4	Tensor dark matter in models of bigravity	147
2.14	Outlook	147
3	Initial conditions	149
3.1	Introduction	149
3.2	Constraining inflation	150
3.2.1	Primordial perturbations from inflation	150
3.2.2	Forecast constraints on the power spectrum	152
3.3	Probing the early universe with non-Gaussianities	154
3.3.1	Local non-Gaussianity	155

3.3.2	Shapes: what do they tell us?	156
3.3.3	Beyond inflation	158
3.4	Primordial Non-Gaussianity and Large-Scale Structure	159
3.4.1	Constraining primordial non-Gaussianity and the law of gravity from 3-point statistics	159
3.4.2	Non-Gaussian halo bias	160
3.4.3	Number counts of non-linear structures	162
3.4.4	Forecasts for Euclid	162
3.4.5	Complementarity	165
3.5	Isocurvature modes	165
3.5.1	The origin of isocurvature perturbations	165
3.5.2	Constraining isocurvature perturbations	167
3.6	Summary and Outlook	168
4	Testing the basic cosmological hypotheses	171
4.1	Introduction	171
4.2	Transparency and Etherington relation	171
4.2.1	Violation of photon conservation	171
4.2.2	Axion-Like particles	173
4.2.3	Mini-charged particles	173
4.3	Beyond homogeneity and isotropy	174
4.3.1	Anisotropic models	175
4.3.2	Late-time inhomogeneity	178
4.3.3	Inhomogeneous models: Large Voids	178
4.3.4	Inhomogeneous models: Backreaction	182
4.4	Reconstructing the global curvature at different redshifts	183
4.5	Speculative avenues: non-standard models of primordial fluctuations	187
4.5.1	Probing the quantum origin of primordial fluctuations	187
4.5.2	Early-time anisotropy	190
4.5.3	Current and future constraints from CMB and LSS on an anisotropic power spectrum	192
5	Statistical methods for performance forecasts	195
5.1	Introduction	195
5.2	Predicting the science return of a future experiment	195
5.2.1	The Gaussian linear model	196
5.2.2	Fisher matrix error forecast	198
5.2.3	Figure of Merits	200
5.2.4	The Bayesian approach	200
5.3	Survey design and optimization	203
5.4	Future activities and open challenges	204
	Acknowledgments	205

List of acronyms

AGN	Active Galactic Nucleus
ALP	Axio-like Particle
BAO	Baryonic Acoustic Oscillations
BBKS	Bardeen-Bond-Kaiser-Szalay
BOSS	Baryon Oscillation Spectroscopic Survey
BPol	B-Polarization Satellite
BigBOSS	Baryon Oscillation Spectroscopic Survey
CAMB	Code for Anisotropies in the Microwave Background
CDE	Coupled Dark Energy
CDM	Cold Dark Matter
CDMS	Cryogenic Dark Matter Search
CL	Confidence Level
CMB	Cosmic Microwave Background
COMBO-17	Classifying Objects by Medium-Band Observations
COSMOS	Cosmological Evolution Survey
CPL	Chevallier-Polarski-Linder
CQ	Coupled Quintessence
CRESST	Cryogenic Rare Event Search with Superconducting Thermometers
DE	Dark Energy
DES	Dark Energy Survey
DETF	Dark Energy Task Force
DGP	Dvali-Gabadadze-Porrati
DM	Dark Matter
EBI	Eddington-Born-Infeld
EDE	Early Dark Energy
EROS	Expérience pour la Recherche d'Objets Sombres
eROSITA	Extended ROentgen Survey with an Imaging Telescope Array
FCDM	Fuzzy Cold Dark Matter
FFT	Fast Fourier Transform
FLRW	Friedmann-Lemaître-Robertson-Walker
FOM	Figure of Merit
FoG	Fingers of God
GEA	Generalized Einstein-Aether
GR	General Relativity
HETDEX	Hobby-Eberly Telescope Dark Energy Experiment
ICM	Intracluster Medium
IH	Inverted Hierarchy
IR	Infrared

ISW	Integrated Sachs-Wolfe
KL	Kullback-Leibler divergence
ΛCDM	Lambda Cold Dark Matter
LHC	Large Hadron Collider
LRG	Luminous Red Galaxy
LSB	Low Surface Brightness
LSS	Large Scale Structure
LSST	Large Synoptic Survey Telescope
LTB	Lemaître-Tolman-Bondi
MACHO	MASSive Compact Halo Object
MCMC	Markov Chain Monte Carlo
MCP	Mini-Charged Particles
MF	Mass Function
MG	Modified Gravity
MOND	MOdified Newtonian Dynamics
MaVaNs	Mass Varying Neutrinos
NFW	Navarro-Frenk-White
NH	Normal Hierarchy
PCA	Principal Component Analysis
PDF	Probability Distribution Function
PGB	Pseudo-Goldstone Boson
PKDGRAV	Parallel K-D tree GRAVity code
PPF	Parameterized Post-Friedmann
PPN	Parameterized Post-Newtonian
PPOD	Predictive Posterior Odds Distribution
PSF	Point spread function
QCD	Quantum ChromoDynamics
RDS	Redshift Space Distortions
RG	Renormalization Group
SD	Savage-Dickey
SDSS	Sloan Digital Sky Survey
SIDM	Self Interacting Dark Matter
SN	Supernova
TeV e S	Tensor Vector Scalar
UDM	Unified Dark Matter
UV	Ultra Violet
WDM	Warm Dark Matter
WFXT	Wide-Field X-Ray Telescope
WIMP	Weakly Interacting Massive Particle
WKB	Wentzel-Kramers-Brillouin
WL	Weak Lensing
WLS	Weak Lensing Survey
WMAP	Wilkinson Microwave Anisotropy Probe
XMM-Newton	X-ray Multi-Mirror Mission
vDVZ	van Dam-Veltman-Zakharov

List of symbols

c_a	Adiabatic sound speed
$D_A(z)/d_A$	Angular diameter distance
$\hat{\mathcal{D}}$	Angular spin raising operator
Π_j^i	Anisotropic stress perturbation tensor
σ	Anisotropic stress/Uncertainty
B	Bayes factor
b	Bias (ratio of galaxy to total matter perturbations)
$B_\Phi(k_1, k_2, k_3)$	Bispectrum of the Bardeen's potential
$g(X)$	Born-Infeld kinetic term
\mathbf{b}	Bulleticity
$h_{\mu\nu}$	Canonically normalized tensor field perturbation
ζ	Comoving curvature perturbation
r_c	Comoving distance
\mathcal{H}	Conformal Hubble parameter, $\mathcal{H} = aH$
η, τ	Conformal time
κ	Convergence
t	Cosmic time
Λ	Cosmological constant
Θ	Cosmological parameters
\square	d'Alembertian, $\square = \nabla^2$
F	Derivative of $f(R)$
θ	Divergence of velocity field
μ	Direction cosine
π	Effective anisotropic stress
$\eta(a, k)$	Effective anisotropic stress parameterisation
ρ	Energy density
$T_{\mu\nu}$	Energy momentum tensor
w	Equation of state
F_{ij}	Fisher information matrix
σ_8	Fluctuation amplitude at 8 km/s/Mpc
u^μ	Four-velocity
Ω_m	Fractional matter density
f_{sky}	Fraction of sky observed
Δ_M	Gauge invariant comoving density contrast
$\tau(z)$	Generic opacity parameter
ϖ	Gravitational slip parameter
$G(a)$	Growth function/Growth factor

γ	Growth index/Shear
f_g	Growth rate
b_{eff}	Halo effective linear bias factor
h	Hubble constant in units of 100 km/s/Mpc
$H(z)$	Hubble parameter
ξ_i	Killing field
δ_{ij}	Kronecker delta
$f(R)$	Lagrangian in Modified Gravity
$P_l(\mu)$	Legendre polynomials
$\mathcal{L}(\Theta)$	Likelihood function
$\beta(z)$	Linear redshift-space distortion parameter
$d_L(z)$	Luminosity distance
$Q(a, k)$	Mass screening effect
δ_m	Matter density contrast
$g_{\mu\nu}$	Metric tensor
μ	Modified gravity function: $\mu = Q/\eta$
C_ℓ	Multipole power spectrum
G	Newton's gravitational constant
N	Number of e-folds, $N = \ln a$
M_n	Planck mass in n dimensions
$P(k)$	Power spectrum
p	Pressure
δ_p	Pressure perturbation
$\chi(z)$	Radial, dimensionless comoving distance
z	Redshift
R	Ricci scalar
ϕ	Scalar field
H_L	Scalar perturbation to the spatial curvature
A	Scalar potential
Ψ, Φ	Scalar potentials
n_s	Scalar spectral index
a	Scale factor
$f(a)$	Scale of Peccei-Quinn symmetry breaking
ℓ	Spherical harmonic multipoles
c_s	Sound speed
Σ	Total neutrino mass/Inverse covariance matrix
H_T^{ij}	Trace-free distortion
$T(k)$	Transfer function
B_i	Vector shift
\mathbf{k}	Wave number

Abstract

Euclid is a European Space Agency medium class mission selected for launch in 2019 within the Cosmic Vision 2015-2025 programme. The main goal of Euclid is to understand the origin of the accelerated expansion of the Universe. Euclid will explore the expansion history of the Universe and the evolution of cosmic structures by measuring shapes and redshifts of galaxies as well as the distribution of clusters of galaxies over a large fraction of the sky.

Although the main driver for Euclid is the nature of dark energy, Euclid science covers a vast range of topics, from cosmology to galaxy evolution to planetary research. In this review we focus on cosmology and fundamental physics, with a strong emphasis on science beyond the current standard models. We discuss five broad topics: dark energy and modified gravity, dark matter, initial conditions, basic assumptions and questions of methodology in the data analysis.

This review has been planned and carried out within Euclid's Theory Working Group and is meant to provide a guide to the scientific themes that will underlie the activity of the group during the preparation of the Euclid mission.

Introduction

Euclid (Laureijs et al. (2011) Refregier (2009), Cimatti et al. (2009)) is an ESA medium class mission selected for the second launch slot (expected for 2019) of the Cosmic Vision 2015-2025 programme. The main goal of Euclid is to understand the physical origin of the accelerated expansion of the Universe. Euclid is a satellite equipped with a 1.2 m telescope and three imaging and spectroscopic instruments working in the visible and near-infrared wavelength domains. These instruments will explore the expansion history of the Universe and the evolution of cosmic structures by measuring shapes and redshifts of galaxies over a large fraction of the sky. The satellite will be launched by a Soyuz ST-2.1B rocket and transferred to the L2 Lagrange point for a six-year mission that will cover at least 15,000 square degrees of sky. Euclid plans to image a billion of galaxies and measure nearly 100 millions of galaxy redshifts.

These impressive numbers will allow Euclid to realize a detailed reconstruction of the clustering of galaxies out to a redshift 2 and the pattern of light distortion from weak lensing to redshift 3. The two main probes, redshift clustering and weak lensing, are complemented by a number of additional cosmological probes: cross correlation between the cosmic microwave background and the large scale structure; luminosity distance through supernovae Ia; abundance and properties of galaxy clusters and strong lensing. To extract the maximum of information also in the non-linear regime of perturbations, these probes will require accurate high-resolution numerical simulations. Besides cosmology, Euclid will provide an exceptional dataset for galaxy evolution, galaxy structure, and planetary searches. All Euclid data will be publicly released after a relatively short proprietary period and will constitute for many years the ultimate survey database for astrophysics.

A huge enterprise like Euclid requires a highly considered planning in terms not only of technology but also for the scientific exploitation of future data. Many ideas and models that today seem to be abstract exercises for theorists will in fact finally become testable with the Euclid surveys. The main science driver of Euclid is clearly the nature of dark energy, the enigmatic substance that is driving the accelerated expansion of the Universe. As we will discuss in detail in Chapter 1, under the label “dark energy” we include a wide variety of hypotheses, from extradimensional physics to higher-order gravity, from new fields and new forces to large violations of homogeneity and isotropy. The simplest explanation, Einstein’s famous cosmological constant, is still currently acceptable from the observational point of view, but is not the only one, nor necessarily the most satisfying, as we will argue in the following. It is therefore important to identify the main observables that will help distinguish the cosmological constant from the alternatives and to forecast Euclid’s performance in testing the various models.

Since clustering and weak lensing also depend on the properties of dark matter, Euclid is a dark matter probe as well. In Chapter 2 we focus on the models of dark matter that can be tested with Euclid data, from massive neutrinos to ultra-light scalar fields. We show that Euclid can measure the neutrino mass to a very high precision, making it one of the most sensitive neutrino experiments of its time, and it can help identifying new light fields in the cosmic fluid.

The evolution of perturbations depends not only on the fields and forces active during the cosmic eras, but also on the initial conditions. By reconstructing the initial conditions we open a

Continuously updated information on Euclid is available on <http://www.euclid-ec.org>.

window on the inflationary physics that created the perturbations, and allow ourselves the chance of determining whether a single inflaton drove the expansion or a mixture of fields. In Chapter 3 we review the choices of initial conditions and their impact on Euclid science. In particular we discuss deviations from simple scale invariance, mixed isocurvature-adiabatic initial conditions, non-gaussianity, and the combined forecasts of Euclid and CMB experiments.

Practically all of cosmology is built on the Copernican Principle, a very fruitful idea postulating a homogeneous and isotropic background. Although this assumption has been confirmed time and again since the beginning of modern cosmology, Euclid's capabilities can push the test to new levels. In Chapter 4 we challenge some of the basic cosmological assumptions and predict how well Euclid can constrain them. We explore the basic relation between luminosity and angular diameter distance that holds in any metric theory of gravity if the Universe is transparent to light, and the existence of large violations of homogeneity and isotropy, either due to local voids or to the cumulative stochastic effects of perturbations, or to intrinsically anisotropic vector fields or space-time geometry.

Finally, in Chapter 5 we review some of the statistical methods that are used to forecast the performance of probes like Euclid, and we discuss some possible future developments.

This review has been planned and carried out within Euclid's Theory Working Group and is meant to provide a guide to the scientific themes that will underlie the activity of the group during the preparation of the mission. At the same time, this review will help us and the community at large to identify the areas that deserve closer attention, to improve the development of Euclid science and to offer new scientific challenges and opportunities.

Chapter 1

Dark Energy

1.1 Introduction

With the discovery of cosmic acceleration at the end of the 1990s, and its possible explanation in terms of the cosmological constant, cosmology has gone full circle back to its origin, to the famous 1917 Einstein paper that inaugurated at the same time modern cosmology and the history of the constant Λ . Perhaps cosmology is approaching a definite standard model, robust and all-encompassing like its cousin, the very successful standard model of particle physics. A standard model that could essentially close the search for a broad picture of the cosmic evolution, leaving to future generations only the task of filling in a number of important, but not crucial, details.

However, although the cosmological constant is still in remarkably good agreement with almost all cosmological data more than ten years after the observational discovery of cosmic acceleration, our knowledge of the cosmic evolution is so incomplete that it would be totally premature to claim that we are close to understanding the ingredients of the cosmological standard model. If we ask ourselves what do we really know about the expansion rate at redshifts larger than unity, or the growth rate of matter fluctuations, or about the properties of gravity on large scales and at early times, or about the influence of extra dimensions (or their absence) on our four dimensional world, the answer would be surprisingly disappointing.

However, this current lack of knowledge points however the way to an exciting future. A decade of research on dark energy has taught to many cosmologists that this ignorance can be overcome by the same tools that revealed it, together with many more which have been developed in recent years.

Why then is the cosmological constant not the end of the story as far as the cosmic acceleration is concerned? There are at least three reasons. The first is that we have no simple way to explain its small but non-zero value. In fact, its value is too small with respect to any physically meaningful scale, except the *current* horizon scale. The second is that this value is not only small, but also surprisingly close to another unrelated quantity, the *present* matter energy density. That this happens just by coincidence is hard to accept as the matter density is diluted rapidly with the expansion of space. Finally, the observations of coherent acoustic oscillations in the cosmic microwave background (CMB) has turned the notion of accelerated expansion in the very early universe (inflation) into an integral part of the cosmic standard model: yet the simple truth that we exist and are able to observe and describe the universe around us demonstrates that this early accelerated expansion was not due to a constant Λ , thus shedding doubt on the nature of the current accelerated expansion. The very fact that we know so little about the past dynamics of the universe forces us to enlarge the theoretical parameter space and to consider also phenomenology that a simple cosmological constant cannot accommodate.

These motivations led many scientist to challenge one of the most basic tenets of physics: Einstein's law of gravity. Einstein's theory of General Relativity (GR) is a supremely successful

theory on scales of the solar system down to micrometers, the shortest scales on which GR was probed in the laboratory so far. Although specific predictions about such diverse phenomena as the gravitational redshift of light, energy loss from binary pulsars, the rate of precession of the perihelia of bound orbits, and light deflection by the sun are not unique to General Relativity, it must be regarded as highly significant that General Relativity is consistent with each of these tests and more; many of its predictions have been tested to very high accuracy.

The success of General Relativity on larger scales is less clear. On astrophysical and cosmological scales, the tests of General Relativity are complicated by the existence of invisible components like dark matter and by the simultaneous effects of spacetime geometry. This is why we have very few direct pieces of information of gravity on large scales and at early epochs. Similarly, we also have very poor information about the clustering properties of dark energy; in fact, the distinction between modified gravity and clustered dark energy is rather blurred and observationally irrelevant. We can reasonably expect that by improving this knowledge we can also make progress in understanding dark energy. The first Chapter of this Review is dedicated to this effort. We begin with a review of the background and linear perturbation equations in a general setting, defining quantities that will be employed throughout. We then explore the non-linear effects of dark energy making use of analytical tools such as the spherical collapse model and perturbation theory as well as with numerical N -body simulations. We discuss a number of competing models proposed in literature and finally show what the Euclid survey will be able to tell about them.

1.2 Background evolution

Most of the calculations in this review are performed in the Friedmann-Lemaître-Robertson-Walker (FLRW) metric

$$ds^2 = -dt^2 + a(t)^2 \left(\frac{dr^2}{1 - kr^2} + r^2 d\theta^2 + r^2 \sin^2 \theta d\phi^2 \right) \quad (1.1)$$

where $a(t)$ is the scale factor and k the spatial curvature. The usual symbols for the Hubble function $H = \dot{a}/a$ and the density fractions Ω_x , where x stands for the component, are employed. We characterise the components with the subscript M or m for matter, γ or r for radiation, b for baryons, K for curvature and Λ for the cosmological constant. Whenever necessary for clarity, we append a subscript 0 to denote the present epoch, e.g. $\Omega_{M,0}$. Sometimes the conformal time $\eta = \int dt/a$ and the conformal Hubble function $\mathcal{H} = aH = da/(ad\eta)$ are employed. Unless otherwise stated, we denote with a dot derivatives wrt cosmic time t (and sometimes we employ the dot for derivatives wrt conformal time η) while we use a prime for derivatives with respect to $\ln a$.

The energy density due to a cosmological constant with $p = -\rho$ is obviously constant over time. This can be easily seen from the covariant conservation equation $T_{\mu;\nu}^\nu = 0$ for the homogeneous and isotropic FLRW metric,

$$\dot{\rho} + 3H(\rho + p) = 0. \quad (1.2)$$

However since we also observe radiation with $p = \rho/3$ and non-relativistic matter for which $p \approx 0$, it is natural to assume that the dark energy is not necessarily limited to a constant energy density, but that it could be dynamical instead.

One of the simplest models that explicitly realises such a dynamical dark energy scenario is described by a minimally coupled canonical scalar field evolving in a given potential. For this reason, the very concept of dynamical dark energy is often associated to this scenario, and in this context it is called ‘quintessence’ (Wetterich, 1988; Ratra & Peebles, 1988a). In the following, the scalar field will be indicated with ϕ . Although in this simplest framework the dark energy does not interact with other species and influences space-time only through its energy density and pressure, this is not the only possibility and we will encounter more general models later on. The homogeneous energy density and pressure of the scalar field ϕ are defined as

$$\rho_\phi = \frac{\dot{\phi}^2}{2} + V(\phi) \quad , \quad p_\phi = \frac{\dot{\phi}^2}{2} - V(\phi) \quad , \quad w_\phi = \frac{p_\phi}{\rho_\phi} \quad , \quad (1.3)$$

and w_ϕ is called the equation-of-state parameter. Minimally coupled dark energy models can allow for attractor solutions (Copeland et al., 1998; Liddle & Scherrer, 1999; Steinhardt et al., 1999): if an attractor exists, depending on the potential $V(\phi)$ in which dark energy rolls, the trajectory of the scalar field in the present regime converges to the path given by the attractor, though starting from a wide set of different initial conditions for ϕ and for its first derivative $\dot{\phi}$. Inverse power law and exponential potentials are typical examples of potential that can lead to attractor solutions. As constraints on w_ϕ become tighter (e.g. Komatsu et al., 2011), the allowed range of initial conditions to follow into the attractor solution shrinks, so that minimally coupled quintessence is actually constrained to have very flat potentials. The flatter the potential is, the more minimally-coupled quintessence mimics a cosmological constant, the more it suffers from the same fine-tuning and coincidence problems which affect a Λ CDM scenario (Matarrese et al., 2004).

However, when General Relativity is modified or when an interaction with other species is active, dark energy may very well have a non-negligible contribution at early times. It is therefore important, already at the background level, to understand the best way to characterize the main features of the evolution of quintessence and dark energy in general, pointing out which parametrisations are more suitable and which ranges of parameters are of interest to disentangle quintessence or modified gravity from a cosmological constant scenario.

In the following we discuss briefly how to describe the cosmic expansion rate in terms of a small number of parameters. This will set the stage for the more detailed cases discussed in the subsequent sections. Even within specific physical models it is often convenient to reduce the information to a few phenomenological parameters.

Two important points are left for later: from Eq. (1.3) we can easily see that $w_\phi \geq -1$ as long as $\rho_\phi > 0$, i.e. uncoupled canonical scalar field dark energy never crosses $w_\phi = -1$. However, this is not necessarily the case for non-canonical scalar fields or for cases where GR is modified. We postpone the discussion of how to parametrise this so-called ‘phantom crossing’ to avoid singularities to section 1.4.4, as it requires also the study of perturbations.

The second deferred part on the background expansion concerns a basic statistical question: what is a sensible precision target for a measurement of dark energy, e.g. of its equation of state? In other words, how close to $w_\phi = -1$ should we go before we can be satisfied and declare that dark energy is the cosmological constant? We will address this question in section 1.5.

1.2.1 Parametrisation of the background evolution

If one wants to parametrise the equation of state of dark energy, two general approaches are possible. The first is to start from a set of dark energy models given by the theory and to find parameters describing their w_ϕ as accurately as possible. Only later, one can try and include as many theoretical models as possible in a single parametrisation. In the context of scalar-field dark energy models (to be discussed in Section 1.4.1), Crittenden et al. (2007) parametrise the case of slow-rolling fields, Scherrer & Sen (2008) study thawing quintessence, Hrycyna & Szydlowski (2007) and Chiba et al. (2010) include non-minimally coupled fields, Setare & Saridakis (2009) quintom quintessence, Dutta & Scherrer (2008) parametrise hilltop quintessence, Chiba et al. (2009) extend the quintessence parametrisation to a class of k -essence models, Huang et al. (2011) study a common parametrisation for quintessence and phantom fields. Another convenient way used to parametrise the presence of a non-negligible homogenous dark energy component at early times (usually labelled as EDE) was presented in Wetterich (2004a). We recall it here because we will refer to this example in the non-linear section. In this case the equation of state is parametrised as:

$$w_X(z) = \frac{w_0}{1 + b \ln(1 + z)} \quad (1.4)$$

where b is a constant related to the amount of dark energy at early times, i.e.

$$b = -\frac{3\bar{w}_0}{\ln \frac{1-\Omega_{X,e}}{\Omega_{X,e}} + \ln \frac{1-\Omega_{m,0}}{\Omega_{m,0}}}. \quad (1.5)$$

Here the subscripts ‘0’ and ‘e’ refer to quantities calculated today or early times, respectively. With regard to the latter parametrisation, we note that concrete theoretical and realistic models involving a non-negligible energy component at early times are often accompanied by further important modifications (as in the case of interacting dark energy), not always included in a parametrisation of the sole equation of state such as (1.4) (for further details see also Sec. 1.6 on non linear aspects of dark energy and modified gravity).

The second approach is to start from a simple expression of w without assuming any specific dark energy model (but still checking afterwards whether known theoretical dark energy models can be represented). This is what has been done by Huterer & Turner (2001a), Maor et al. (2001), Weller & Albrecht (2001) (linear and logarithmic parametrisation in z), Chevallier & Polarski (2001), Linder (2003) (linear and power law parametrisation in a), Douspis et al. (2006), Bassett et al. (2004) (rapidly varying equation of state).

The most common parametrisation, widely employed also in this review, is the linear equation of state (Chevallier & Polarski, 2001; Linder, 2003)

$$w_X(a) = w_0 + w_a(1 - a) , \quad (1.6)$$

where the subscript X refers to the generic Dark Energy constituent. While this parametrization is very useful as a toy model in comparing the forecasts of different dark energy projects, it does not properly parametrise our ignorance of the nature of dark energy.

An alternative to make model-independent constraints is measuring the dark energy density $\rho_X(z)$ (or the expansion history $H(z)$) as a free function of cosmic time (Wang & Garnavich, 2001; Tegmark, 2002; Daly & Djorgovski, 2003). Measuring $\rho_X(z)$ has advantages over measuring the dark energy equation of state $w_X(z)$ as a free function; $\rho_X(z)$ is more closely related to observables, hence is more tightly constrained for the same number of redshift bins used (Wang & Garnavich, 2001; Wang & Freese, 2006). Note that $\rho_X(z)$ is related to $w_X(z)$ as follows (Wang & Garnavich, 2001):

$$\frac{\rho_X(z)}{\rho_X(0)} = \exp \left\{ \int_0^z dz' \frac{3[1 + w_X(z')]}{1 + z'} \right\} . \quad (1.7)$$

Hence parametrising dark energy with $w_X(z)$ implicitly assumes that $\rho_X(z)$ does not change sign in cosmic time. This precludes whole classes of dark energy models in which $\rho_X(z)$ becomes negative in the future (“Big Crunch” models, see Wang et al. (2004) for an example) (Wang & Tegmark, 2004).

Note that the measurement of $\rho_X(z)$ is straightforward once $H(z)$ is measured from baryon acoustic oscillations, and Ω_m is constrained tightly by the combined data from galaxy clustering, weak lensing, and cosmic microwave background data – although strictly speaking this requires a choice of perturbation evolution for the dark energy as well, and in addition one that is not degenerate with the evolution of dark matter perturbations, see Kunz (2009).

Another useful possibility is to adopt the principal component approach (Huterer & Starkman, 2003), which avoids any assumption about the form of w and assumes it to be constant or linear in redshift bins, then derives which combination of parameters is best constrained by each experiment.

For a cross-check of the results using more complicated parametrisations, one can use simple polynomial parametrisations of w and $\rho_{DE}(z)/\rho_{DE}(0)$ (Wang, 2008b).

1.3 Perturbations

This section is devoted to a discussion of linear perturbation theory in dark energy models. Since we will discuss a number of non-standard models in later sections, we present here the main equations in a general form that can be adapted to various contexts. This section will identify which perturbation functions the Euclid survey Laureijs et al. (2011) will try to measure and how they can help us characterising the nature of dark energy and the properties of gravity.

1.3.1 Cosmological perturbation theory

Here we provide the perturbation equations in a dark energy dominated Universe for a general fluid, focusing on scalar perturbations.

For simplicity, we consider a flat Universe containing only (cold dark) matter and dark energy, so that the Hubble parameter is given by

$$H^2 = \left(\frac{1}{a} \frac{da}{dt} \right)^2 = H_0^2 \left[\Omega_{m_0} a^{-3} + (1 - \Omega_{m_0}) \exp \left(-3 \int_1^a \frac{1 + w(a')}{a'} da \right) \right]. \quad (1.8)$$

We will consider linear perturbations on a spatially-flat background model, defined by the line of element

$$ds^2 = a^2 \left[- (1 + 2A) d\eta^2 + 2B_i d\eta dx^i + ((1 + 2H_L) \delta_{ij} + 2H_{Tij}) dx_i dx^j \right] \quad (1.9)$$

where A is the scalar potential; B_i a vector shift; H_L is the scalar perturbation to the spatial curvature; H_T^{ij} is the trace-free distortion to the spatial metric; $d\eta = dt/a$ is the conformal time.

We will assume that the Universe is filled with perfect fluids only, so that the energy momentum tensor takes the simple form

$$T^{\mu\nu} = (\rho + p) u^\mu u^\nu + p g^{\mu\nu} + \Pi^{\mu\nu} \quad (1.10)$$

where ρ and p are the density and the pressure of the fluid respectively, u^μ is the four-velocity and $\Pi^{\mu\nu}$ is the anisotropic-stress perturbation tensor which represents the traceless component of the T_j^i

The components of the perturbed energy momentum tensor can be written as:

$$T_0^0 = -(\bar{\rho} + \delta\rho) \quad (1.11)$$

$$T_j^0 = (\bar{\rho} + \bar{p})(v_j - B_j) \quad (1.12)$$

$$T_0^i = (\bar{\rho} + \bar{p}) v^i \quad (1.13)$$

$$T_j^i = (\bar{p} + \delta p) \delta_j^i + \bar{p} \Pi_j^i. \quad (1.14)$$

Here $\bar{\rho}$ and \bar{p} are the energy density and pressure of the homogeneous and isotropic background Universe, $\delta\rho$ is the density perturbation, δp is the pressure perturbation, v^i is the vector velocity. Here, we want to investigate only the scalar modes of the perturbation equations. So far the treatment of the matter and metric is fully general and applies to any form of matter and metric. We now choose the Newtonian gauge (also known as the longitudinal gauge), characterized by zero non-diagonal metric terms (the shift vector $B_i = 0$ and $H_T^{ij} = 0$) and by two scalar potentials Ψ and Φ ; the metric Eq. (1.9) then becomes

$$ds^2 = a^2 \left[- (1 + 2\Psi) d\eta^2 + (1 - 2\Phi) dx_i dx^i \right]. \quad (1.15)$$

The advantage of using the Newtonian gauge is that the metric tensor $g_{\mu\nu}$ is diagonal and this simplifies the calculations. This choice does not only simplify the calculations but it is also the most intuitive one as the observers are attached to the points in the unperturbed frame; as a consequence, they will detect a velocity field of particles falling into the clumps of matter and will measure their gravitational potential, represented directly by Ψ ; Φ corresponds to the perturbation to the spatial curvature. Moreover, as we will see later, the Newtonian gauge is the best choice for observational tests (i.e. for perturbations smaller than the horizon).

In the conformal Newtonian gauge, and in Fourier space, the first-order perturbed Einstein

equations give (see Ma & Bertschinger, 1995, for more details):

$$k^2\Phi + 3\frac{\dot{a}}{a}\left(\dot{\Phi} + \frac{\dot{a}}{a}\Psi\right) = -4\pi Ga^2\sum_{\alpha}\bar{\rho}_{\alpha}\delta_{\alpha}, \quad (1.16)$$

$$k^2\left(\dot{\Phi} + \frac{\dot{a}}{a}\Psi\right) = 4\pi Ga^2\sum_{\alpha}(\bar{\rho}_{\alpha} + \bar{p}_{\alpha})\theta_{\alpha}, \quad (1.17)$$

$$\ddot{\Phi} + \frac{\dot{a}}{a}(\dot{\Psi} + 2\dot{\Phi}) + \left(2\frac{\ddot{a}}{a} - \frac{\dot{a}^2}{a^2}\right)\Psi + \frac{k^2}{3}(\Phi - \Psi) = 4\pi Ga^2\sum_{\alpha}\delta p_{\alpha}, \quad (1.18)$$

$$k^2(\Phi - \Psi) = 12\pi Ga^2\sum_{\alpha}(\bar{\rho}_{\alpha} + \bar{p}_{\alpha})\pi_{\alpha}, \quad (1.19)$$

where the dot denotes $d/d\eta$, the symbol α runs over the all matter components in the universe and where π is related to Π_j^i through:

$$(\bar{\rho} + \bar{p})\pi = -\left(\hat{k}_i\hat{k}_j - \frac{1}{3}\delta_{ij}\right)\Pi_j^i. \quad (1.20)$$

The energy-momentum tensor components in the Newtonian gauge become:

$$T_0^0 = -(\bar{\rho} + \delta\rho) \quad (1.21)$$

$$ik_iT_0^i = -ik_iT_i^0 = (\bar{\rho} + \bar{p})\theta \quad (1.22)$$

$$T_j^i = (\bar{p} + \delta p)\delta_j^i + \bar{p}\Pi_j^i \quad (1.23)$$

where we have defined the variable $\theta = ik_jv^j$ which represents the divergence of the velocity field.

Perturbation equations for a single fluid are obtained taking the covariant derivative of the perturbed energy momentum tensor, i.e. $T_{\nu;\mu}^{\mu} = 0$. We have

$$\dot{\delta} = -(1+w)\left(\theta - 3\dot{\Phi}\right) - 3\frac{\dot{a}}{a}\left(\frac{\delta p}{\bar{\rho}} - w\delta\right) \quad \text{for } \nu = 0 \quad (1.24)$$

$$\dot{\theta} = -\frac{\dot{a}}{a}(1-3w)\theta - \frac{\dot{w}}{1+w}\theta + k^2\frac{\delta p/\bar{\rho}}{1+w} + k^2\Psi - k^2\pi \quad \text{for } \nu = i. \quad (1.25)$$

The equations above are valid for any fluid. The evolution of the perturbations depends on the characteristics of the fluids considered, i.e. we need to specify the equation of state parameter w , the pressure perturbation δp and the anisotropic stress π . For instance, if we want to study how matter perturbations evolve, we simply substitute $w = \delta p = \pi = 0$ (matter is pressureless) in the above equations. However, Eqs. (1.24)-(1.25) depend on the gravitational potentials Ψ and Φ which in turn depend on the evolution of the perturbations of the other fluids. For instance, if we assume that the universe is filled by dark matter and dark energy then we need to specify also δp and π for the dark energy.

The problem here is not only to parameterise the pressure perturbation and the anisotropic stress for the dark energy (there is not a unique way to do it, see in the next sections, especially 1.4.4 for what to do when w crosses -1) but rather that we need to run the perturbation equations for each model we assume, making predictions and compare the results with observations. Clearly, this approach takes too much time. In the following section we show a general approach to understand the observed late-time accelerated expansion of the universe through the evolution of the matter density contrast.

In the following, whenever there is no risk of confusion, we remove the overbars from the background quantities.

1.3.2 Modified Growth Parameters

Even if the expansion history, $H(z)$, of the Friedmann-Lemaître-Robertson-Walker (FLRW) background has been measured, it is not possible yet to identify the physics causing the recent acceleration of the expansion of the Universe. Information on the growth of structure at different scales and different redshifts is needed to discriminate between models of dark energy (DE) and modified gravity (MG). A definition of what we mean by DE and MG will be postponed to the next section.

An alternative to testing predictions of specific theories is to parameterise the possible departures from a fiducial model. Two conceptually different approaches are widely discussed in the literature:

- *Model parameters* capture the degrees of freedom of DE/MG and modify the evolution equations of the energy-momentum content of the fiducial model. They can be associated with physical meanings and have uniquely predicted behaviour in specific theories of DE and MG.
- *Trigger relations* are derived directly from observations and only hold in the fiducial model. They are constructed to break down if the fiducial model does not describe the growth of structure correctly.

As the current observations favour the concordance cosmology, the fiducial model is typically taken to be spatially flat FLRW in GR with cold dark matter and a cosmological constant, hereafter referred to as Λ CDM.

For a large-scale structure and weak lensing survey the crucial quantities are the matter density contrast and the gravitational potentials and we therefore focus on scalar perturbations in the Newtonian gauge with the metric (1.15).

We describe the matter perturbations using the gauge-invariant comoving density contrast $\Delta_M \equiv \delta_M + 3aH\theta_M/k^2$ where δ_M and θ_M are the matter density contrast and the divergence of the fluid velocity for matter, respectively. The discussion can be generalised to include multiple fluids.

In Λ CDM, after radiation-matter equality there is no anisotropic stress present and the Einstein constraint equations at “sub-Hubble scales” $k \gg aH$ become

$$-k^2\Phi = 4\pi G a^2 \rho_M \Delta_M, \quad \Phi = \Psi. \quad (1.26)$$

These can be used to reduce the energy-momentum conservation of matter simply to the second order growth equation

$$\Delta_M'' + [2 + (\ln H)'] \Delta_M' = \frac{3}{2} \Omega_M(a) \Delta_M. \quad (1.27)$$

Primes denote derivatives with respect to $\ln a$ and we define the time dependent fractional matter density as $\Omega_M(a) \equiv 8\pi G \rho_M(a)/(3H^2)$. Notice that the evolution of Δ_M is driven by $\Omega_M(a)$ and is scale-independent throughout (valid on sub- and super-Hubble scales after radiation-matter equality). We define the growth factor $G(a)$ as $\Delta = \Delta_0 G(a)$. This is very well approximated by the expression

$$G(a) \approx \exp \left\{ \int_1^a \frac{da'}{a'} [\Omega_M(a')^\gamma] \right\} \quad (1.28)$$

and

$$f_g \equiv \frac{d \log G}{d \log a} \approx \Omega_M(a)^\gamma \quad (1.29)$$

defines the growth rate and the growth index γ that is found to be $\gamma_\Lambda \simeq 0.545$ for the Λ CDM solution, (see Wang & Steinhardt, 1998; Linder, 2005a; Huterer & Linder, 2007; Ferreira & Skordis, 2010).

Clearly, if the actual theory of structure growth is not the Λ CDM scenario, the constraints (1.26) will be modified, the growth equation (1.27) will be different, and finally the growth factor (1.28) is changed, i.e. the growth index is different from γ_Λ and may become time and scale dependent. Therefore, the inconsistency of these three points of view can be used to test the Λ CDM paradigm.

Two new degrees of freedom

Any generic modification of the dynamics of scalar perturbations with respect to the simple scenario of a smooth dark energy component that only alters the background evolution of Λ CDM can be represented by introducing two new degrees of freedom in the Einstein constraint equations. We do this by replacing (1.26) with

$$-k^2\Phi = 4\pi GQ(a, k)a^2\rho_M\Delta_M, \quad \Phi = \eta(a, k)\Psi. \quad (1.30)$$

Non-trivial behaviour of the two functions Q and η can be due to a clustering dark energy component or some modification to GR. In MG models the function $Q(a, k)$ represents a mass screening effect due to local modifications of gravity and effectively modifies Newton's constant. In dynamical DE models Q represents the additional clustering due to the perturbations in the DE. On the other hand, the function $\eta(a, k)$ parameterises the effective anisotropic stress introduced by MG or DE, which is absent in Λ CDM.

Given a MG or DE theory, the scale- and time-dependence of the functions Q and η can be derived and predictions projected into the (Q, η) plane. This is also true for interacting dark sector models, although in this case the identification of the total matter density contrast (DM plus baryonic matter) and the galaxy bias become somewhat contrived, (see e.g. Song et al., 2010, for an overview of predictions for different MG/DE models).

Using the above defined modified constraint equations (1.30), the conservation equations of matter perturbations can be expressed in the following form (see Pogosian et al. (2010))

$$\begin{aligned} \Delta'_M &= -\frac{1/\eta - 1 + (\ln Q)'}{x_Q^2 + \frac{9}{2}\Omega_M} \frac{9}{2}\Omega_M\Delta_M - \frac{x_Q^2 - 3(\ln H)'/Q}{x_Q^2 + \frac{9}{2}\Omega_M} \frac{\theta_M}{aH} \\ \theta'_M &= -\theta_M - \frac{3}{2}aH\Omega_M \frac{Q}{\eta}\Delta_M \end{aligned} \quad (1.31)$$

where we define $x_Q \equiv k/(aH\sqrt{Q})$. Remember $\Omega_M = \Omega_M(a)$ as defined above. Notice that it is Q/η which modifies the source term of the θ_M equation and therefore also the growth of Δ_M . Together with the modified Einstein constraints (1.30) these evolution equations form a closed system for $(\Delta_M, \theta_M, \Phi, \Psi)$ which can be solved for given (Q, η) .

The influence of the Hubble scale is modified by Q , such that now the size of x_Q determines the behaviour of Δ_M ; on “sub-Hubble” scales, $x_Q \gg 1$, we find

$$\Delta''_M + [2 + (\ln H)']\Delta'_M = \frac{3}{2}\Omega_M(a)\frac{Q}{\eta}\Delta_M. \quad (1.32)$$

and $\theta_M = -aH\Delta'_M$. The growth equation is only modified by the factor Q/η on the RHS with respect to Λ CDM (1.27). On “super-Hubble” scales, $x_Q \ll 1$, we have

$$\begin{aligned} \Delta'_M &= -[1/\eta - 1 + (\ln Q)']\Delta_M + \frac{2}{3\Omega_M} \frac{(\ln H)'}{aH} \frac{1}{Q}\theta_M \\ \theta'_M &= -\theta_M - \frac{3}{2}\Omega_M aH \frac{Q}{\eta}\Delta_M. \end{aligned} \quad (1.33)$$

Q and η now create an additional drag term in the Δ_M equation, except if $\eta > 1$ when the drag term could flip sign. Pogosian et al. (2010) also showed that the metric potentials evolve independently and scale-invariantly on super-Hubble scales as long as $x_Q \rightarrow 0$ for $k \rightarrow 0$. This is needed for the comoving curvature perturbation, ζ , to be constant on super-Hubble scales.

Many different names and combinations of the above defined functions (Q, η) have been used in the literature, some of which are more closely related to actual observables and are less correlated than others in certain situations, (see e.g. Amendola et al., 2008b; Mota et al., 2007; Song et al., 2010; Pogosian et al., 2010; Daniel et al., 2010; Daniel & Linder, 2010; Ferreira & Skordis, 2010).

For instance, as observed above, the combination Q/η modifies the source term in the growth equation. Moreover, peculiar velocities are following gradients of the Newtonian potential, Ψ , and therefore the comparison of peculiar velocities with the density field is also sensitive to Q/η . So we define

$$\mu \equiv Q/\eta \quad \Rightarrow \quad -k^2\Psi = 4\pi G a^2 \mu(a, k) \rho_M \Delta_M. \quad (1.34)$$

Weak lensing and the ISW effect, on the other hand, are measuring $(\Phi + \Psi)/2$ which is related to the density field via

$$\Sigma \equiv \frac{1}{2}Q(1 + 1/\eta) = \frac{1}{2}\mu(\eta + 1) \quad \Rightarrow \quad -k^2(\Phi + \Psi) = 8\pi G a^2 \Sigma(a, k) \rho_M \Delta_M. \quad (1.35)$$

A summary of different other variables used was given by Daniel et al. (2010). For instance, the gravitational slip parameter introduced by Caldwell et al. (2007) and widely used is related through $\varpi \equiv 1/\eta - 1$. Recently Daniel & Linder (2010) used $\{\mathcal{G} \equiv \Sigma, \mu \equiv Q, \mathcal{V} \equiv \mu\}$, while Bean & Tangmatitham (2010) defined $R \equiv 1/\eta$. All these variables reflect the same two degrees of freedom additional to linear growth of structure in Λ CDM.

Any combination of two variables out of $\{Q, \eta, \mu, \Sigma, \dots\}$ is a valid alternative to (Q, η) . It turns out that the pair (μ, Σ) is particularly well suited when CMB, WL and LSS data are combined as it is less correlated than others, (see Zhao et al., 2010b; Daniel & Linder, 2010; Axelsson et al., 2011).

Parameterisations and non-parametric approaches

So far we defined two free functions which can encode any departure of the growth of linear perturbations from Λ CDM. However, these free functions are not measurable but have to be inferred via their impact on the observables. Therefore, one needs to specify a parameterisation of e.g. (Q, η) such that departures from Λ CDM can be quantified. Alternatively, one can use non-parametric approaches to infer the time- and scale-dependence of the modified growth functions from the observations.

Ideally, such a parameterisation should be able to capture all relevant physics with the least number of parameters. Useful parameterisations can be motivated by predictions for specific theories of MG/DE, (see Song et al., 2010), and/or by pure simplicity and measurability, (see Amendola et al., 2008b). For instance, Zhao et al. (2010b) and Daniel et al. (2010) use scale-independent parameterisations which model one or two smooth transitions of the modified growth parameters as a function of redshift. Bean & Tangmatitham (2010) also add a scale-dependence to their parameterisation while keeping the time-dependence a simple power law:

$$\begin{aligned} Q(a, k) &\equiv 1 + \left[Q_0 e^{-k/k_c} + Q_\infty (1 - e^{-k/k_c}) - 1 \right] a^s \\ \eta(a, k)^{-1} &\equiv 1 + \left[R_0 e^{-k/k_c} + R_\infty (1 - e^{-k/k_c}) - 1 \right] a^s \end{aligned} \quad (1.36)$$

with constant $Q_0, Q_\infty, R_0, R_\infty, s$ and k_c . Generally, the problem with any kind of parameterisation is that it is difficult—if not impossible—for it to be flexible enough to describe all possible modifications.

Daniel et al. (2010) and Daniel & Linder (2010) investigate the modified growth parameters binned in z and k . The functions are taken constant in each bin. This approach is simple and only mildly dependent on the size and number of the bins. However, the bins can be correlated and therefore the data might not be used in the most efficient way with fixed bins. Slightly more sophisticated than simple binning is a principal component analysis (PCA) of the binned (or pixelised) modified growth functions. In PCA uncorrelated linear combinations of the original pixels are constructed. In the limit of a large number of pixels the model dependence disappears. At the moment however, computational cost limits the number of pixels to only a few. Zhao et al. (2009a, 2010b) employ a PCA in the (μ, η) plane and find that the observables are more strongly sensitive

to the scale-variation of the modified growth parameters rather than the time-dependence and their average values. This suggests that simple, monotonically or mildly varying parameterisations as well as only time-dependent parameterisations are poorly suited to detect departures from Λ CDM.

Trigger relations

A useful and widely popular trigger relation is the value of the growth index γ in Λ CDM. It turns out that the value of γ can be fitted also for simple DE models and sub-Hubble evolution in some MG models, (see e.g. Linder, 2005a; Huterer & Linder, 2007; Linder & Cahn, 2007a; Linder, 2009; Nunes & Mota, 2006; Ferreira & Skordis, 2010). For example, for a non-clustering perfect fluid DE model with equation of state $w(z)$ the growth factor $G(a)$ given in (1.28) with the fitting formula

$$\gamma = 0.55 + 0.05 [1 + w(z = 1)] \quad (1.37)$$

is accurate to the 10^{-3} level compared with the actual solution of the growth equation (1.27). Generally, for a given solution of the growth equation the growth index can simply be computed using

$$\gamma(a, k) = \frac{\ln(\Delta'_M) - \ln \Delta_M}{\ln \Omega_M(a)}. \quad (1.38)$$

The other way round, the modified gravity function μ can be computed for a given γ

$$\mu = \frac{2}{3} \Omega_M^{\gamma-1}(a) [\Omega_M^\gamma(a) + 2 + (\ln H)' - 3\gamma + \gamma' \ln \gamma] \quad (1.39)$$

(Pogosian et al., 2010).

The fact that the value of γ is quite stable in most DE models but strongly differs in MG scenarios means that a large deviation from γ_Λ signifies the breakdown of GR, a substantial DE clustering or a breakdown of another fundamental hypothesis like near-homogeneity. Furthermore, using the growth factor to describe the evolution of linear structure is a very simple and computationally cheap way to carry out forecasts and compare theory with data. However, several drawbacks of this approach can be identified:

- As only one additional parameter is introduced, a second parameter, such as η , is needed to close the system and be general enough to capture all possible modifications.
- The growth factor is a solution of the growth equation on sub-Hubble scales and, therefore, is not general enough to be consistent on all scales.
- The framework is designed to describe the evolution of the matter density contrast and is not easily extended to describe all other energy-momentum components and integrated into a CMB-Boltzmann code.

1.4 Models of dark energy and modified gravity

In this section we review a number of popular models of dynamical DE and MG. This section is more technical than the rest and it is meant to provide a quick but self-contained review of the current research in the theoretical foundations of DE models. The selection of models is of course somewhat arbitrary but we tried to cover the most well-studied cases and those that introduce new and interesting observable phenomena.

1.4.1 Quintessence

In this review we refer to scalar field models with canonical kinetic energy in Einstein's gravity as "quintessence models". Scalar fields are obvious candidates for dark energy, as they are for the inflaton, for many reasons: they are the simplest fields since lack internal degrees of freedom, do not introduce preferred directions, are typically weakly clustered (as discussed later on), and can easily drive an accelerated expansion. If the kinetic energy has a canonical form, the only degree of freedom is then provided by the field potential (and of course by the initial conditions). The typical requirement is that the potentials are flat enough to lead to the slow-roll inflation today with an energy scale $\rho_{\text{DE}} \simeq 10^{-123} m_{\text{pl}}^4$ and a mass scale $m_\phi \lesssim 10^{-33}$ eV.

Quintessence models are the prototypical DE models (Caldwell et al., 1998) and as such are the most studied ones. Since they have been explored in many reviews of DE, we limit ourselves here to a few remarks ⁱ.

The quintessence model is described by the action

$$S = \int d^4x \sqrt{-g} \left[\frac{1}{2\kappa^2} R + \mathcal{L}_\phi \right] + S_M, \quad \mathcal{L}_\phi = -\frac{1}{2} g^{\mu\nu} \partial_\mu \phi \partial_\nu \phi - V(\phi), \quad (1.40)$$

where $\kappa^2 = 8\pi G$ and R is the Ricci scalar and S_M is the matter action. The fluid satisfies the continuity equation

$$\dot{\rho}_M + 3H(\rho_M + p_M) = 0. \quad (1.41)$$

The energy-momentum tensor of quintessence is

$$T_{\mu\nu}^{(\phi)} = -\frac{2}{\sqrt{-g}} \frac{\delta(\sqrt{-g} \mathcal{L}_\phi)}{\delta g^{\mu\nu}} \quad (1.42)$$

$$= \partial_\mu \phi \partial_\nu \phi - g_{\mu\nu} \left[\frac{1}{2} g^{\alpha\beta} \partial_\alpha \phi \partial_\beta \phi + V(\phi) \right]. \quad (1.43)$$

As we have already seen, in a FLRW background, the energy density ρ_ϕ and the pressure p_ϕ of the field are

$$\rho_\phi = -T_0^{0(\phi)} = \frac{1}{2} \dot{\phi}^2 + V(\phi), \quad p_\phi = \frac{1}{3} T_i^{i(\phi)} = \frac{1}{2} \dot{\phi}^2 - V(\phi), \quad (1.44)$$

which give the equation of state

$$w_\phi \equiv \frac{p_\phi}{\rho_\phi} = \frac{\dot{\phi}^2 - 2V(\phi)}{\dot{\phi}^2 + 2V(\phi)}. \quad (1.45)$$

In the flat universe, Einstein's equations give the following equations of motion:

$$H^2 = \frac{\kappa^2}{3} \left[\frac{1}{2} \dot{\phi}^2 + V(\phi) + \rho_M \right], \quad (1.46)$$

$$\dot{H} = -\frac{\kappa^2}{2} \left(\dot{\phi}^2 + \rho_M + p_M \right), \quad (1.47)$$

where $\kappa^2 = 8\pi G$. The variation of the action (1.40) with respect to ϕ gives

$$\ddot{\phi} + 3H\dot{\phi} + V_{,\phi} = 0, \quad (1.48)$$

where $V_{,\phi} \equiv dV/d\phi$.

During radiation or matter dominated epochs, the energy density ρ_M of the fluid dominates over that of quintessence, i.e. $\rho_M \gg \rho_\phi$. If the potential is steep so that the condition $\dot{\phi}^2/2 \gg V(\phi)$

ⁱThis subsection is based on Amendola & Tsujikawa (2010a)

is always satisfied, the field equation of state is given by $w_\phi \simeq 1$ from Eq. (1.45). In this case the energy density of the field evolves as $\rho_\phi \propto a^{-6}$, which decreases much faster than the background fluid density.

The condition $w_\phi < -1/3$ is required to realize the late-time cosmic acceleration, which translates into the condition $\dot{\phi}^2 < V(\phi)$. Hence the scalar potential needs to be shallow enough for the field to evolve slowly along the potential. This situation is similar to that in inflationary cosmology and it is convenient to introduce the following slow-roll parameters (Bassett et al., 2006)

$$\epsilon_s \equiv \frac{1}{2\kappa^2} \left(\frac{V_{,\phi}}{V} \right)^2, \quad \eta_s \equiv \frac{V_{,\phi\phi}}{\kappa^2 V}. \quad (1.49)$$

If the conditions $\epsilon_s \ll 1$ and $|\eta_s| \ll 1$ are satisfied, the evolution of the field is sufficiently slow so that $\dot{\phi}^2 \ll V(\phi)$ and $|\ddot{\phi}| \ll |3H\dot{\phi}|$ in Eqs. (1.46) and (1.48).

From Eq. (1.48) the deviation of w_ϕ from -1 is given by

$$1 + w_\phi = \frac{V_{,\phi}^2}{9H^2(\xi_s + 1)^2 \rho_\phi}, \quad (1.50)$$

where $\xi_s \equiv \ddot{\phi}/(3H\dot{\phi})$. This shows that w_ϕ is always larger than -1 for a positive potential and energy density. In the slow-roll limit, $|\xi_s| \ll 1$ and $\dot{\phi}^2/2 \ll V(\phi)$, we obtain $1 + w_\phi \simeq 2\epsilon_s/3$ by neglecting the matter fluid in Eq. (1.46), i.e. $3H^2 \simeq \kappa^2 V(\phi)$. The deviation of w_ϕ from -1 is characterized by the slow-roll parameter ϵ_s . It is also possible to consider Eq. (1.50) as a prescription for the evolution of the potential given $w_\phi(z)$ and to reconstruct a potential that gives a desired evolution of the equation of state (subject to $w \in [-1, 1]$). This was used for example in Bassett et al. (2002).

However, in order to study the evolution of the perturbations of a quintessence field it is not even necessary to compute the field evolution explicitly. Rewriting the perturbation equations of the field in terms of the perturbations of the density contrast δ_ϕ and the velocity θ_ϕ in the conformal Newtonian gauge, one finds (see e.g. Kunz & Sapone, 2006, Appendix A) that they correspond precisely to those of a fluid, (1.24) and (1.25), with $\pi = 0$ and $\delta p = c_s^2 \delta \rho + 3aH(c_s^2 - c_a^2)(1+w)\rho\theta/k^2$ for $c_s^2 = 1$. The large value of the sound speed c_s^2 , equal to the speed of light, means that quintessence models do not cluster significantly inside the horizon (see Sapone & Kunz, 2009; Sapone et al., 2010, and Sec. 1.8.6 for a detailed analytical discussion of quintessence clustering and its detectability with future probes, for arbitrary c_s^2).

Many quintessence potentials have been proposed in the literature. A simple crude classification divides them into two classes, (i) ‘‘freezing models’’ and (ii) ‘‘thawing’’ models (Caldwell & Linder, 2005). In the class (i) the field was rolling along the potential in the past, but the movement gradually slows down after the system enters the phase of cosmic acceleration. The representative potentials that belong to this class are

(i) Freezing models

- $V(\phi) = M^{4+n}\phi^{-n} \quad (n > 0)$,
- $V(\phi) = M^{4+n}\phi^{-n} \exp(\alpha\phi^2/m_{\text{pl}}^2)$.

The former potential does not possess a minimum and hence the field rolls down the potential toward infinity. This appears, for example, in the fermion condensate model as a dynamical supersymmetry breaking (Binétruy, 1999). The latter potential has a minimum at which the field is eventually trapped (corresponding to $w_\phi = -1$). This potential can be constructed in the framework of supergravity (Brax & Martin, 1999).

In thawing models (ii) the field (with mass m_ϕ) has been frozen by Hubble friction (i.e. the term $H\dot{\phi}$ in eq.(1.48)) until recently and then it begins to evolve once H drops below m_ϕ . The

equation of state of DE is $w_\phi \simeq -1$ at early times, which is followed by the growth of w_ϕ . The representative potentials that belong to this class are

(ii) Thawing models

- $V(\phi) = V_0 + M^{4-n}\phi^n \quad (n > 0),$
- $V(\phi) = M^4 \cos^2(\phi/f).$

The former potential is similar to the one of chaotic inflation ($n = 2, 4$) used in the early universe (with $V_0 = 0$) (Linde, 1983a), while the mass scale M is very different. The model with $n = 1$ was proposed by Kallosh et al. (2003) in connection with the possibility to allow for negative values of $V(\phi)$. The universe will collapse in the future if the system enters the region with $V(\phi) < 0$. The latter potential appears as a potential for the Pseudo-Nambu-Goldstone Boson (PNGB). This was introduced by Frieman et al. (1995) in response to the first tentative suggestions that the universe may be dominated by the cosmological constant. In this model the field is nearly frozen at the potential maximum during the period in which the field mass m_ϕ is smaller than H , but it begins to roll down around the present ($m_\phi \simeq H_0$).

Potentials can also be classified in several other ways, e.g. on the basis of the existence of special solutions. For instance, tracker solutions have approximately constant w_ϕ and Ω_ϕ along special attractors. A wide range of initial conditions converge to a common, cosmic evolutionary tracker. Early DE models contain instead solutions in which DE was not negligible even during the last scattering.

1.4.2 A definition of modified gravity

In this review we often make reference to DE and MG models. Although in an increasing number of publications a similar dichotomy is employed, there is currently no consensus on where to draw the line between the two classes. Here we will introduce an operational definition for the purpose of this document.

Roughly speaking, what most people have in mind when talking about standard dark energy are models of minimally coupled scalar fields with standard kinetic energy in 4-dimensional Einstein gravity, the only functional degree of freedom being the scalar potential. Often, this class of model is referred to simply as “quintessence”. When we depart from this picture, however, a simple classification is not easy to draw. One problem is that, as we have seen in the previous chapters, both at background and at the perturbation level, different models can have the same observational signatures (Kunz & Sapone, 2007). This problem is not due to the use of perturbation theory: any modification to Einstein’s equations can be interpreted as standard Einstein gravity with a modified “matter” source, containing an arbitrary mixture of scalars, vectors and tensors (Hu & Sawicki, 2007; Kunz et al., 2008).

The simplest example can be discussed by looking at Eqs. (1.30). One can modify gravity and obtain a modified Poisson equation, and therefore $Q \neq 1$, or one can introduce a clustering dark energy (for example a K -essence model with small sound speed) that also induces the same $Q \neq 1$ (see Eq. 1.30). This extends to the anisotropic stress η : there is in general a one-to-one relation at first order between a fluid with arbitrary equation of state, sound speed, and anisotropic stress and a modification of the Einstein-Hilbert Lagrangian.

We could therefore simply abandon any attempt to distinguish between DE and MG, and just analyse different models, comparing their properties and phenomenology. There is however a possible classification that helps us setting targets for the observations, which is often useful to communicate in few words the results of complex arguments. In this review, we will use the following notation:

- *Standard dark energy*: These are models in which dark energy lives in standard Einstein gravity *and* does not cluster appreciably on sub-horizon scales. As already noted, the prime

example of a standard dark energy model is a minimally coupled scalar field with standard kinetic energy, for which the sound speed equals the speed of light.

- *Clustering dark energy*: In clustering dark energy models, there is an additional contribution to the Poisson equation due to the dark energy perturbation, which induces $Q \neq 1$. However, in this class we require $\eta = 1$, i.e. no extra effective anisotropic stress is induced by the extra dark component. A typical example is a K -essence model with a low sound speed, $c_s^2 \ll 1$.
- *Explicit modified gravity models*: These are models where from the start the Einstein equations are modified, for example scalar-tensor and $f(R)$ type theories, DGP as well as interacting dark energy, in which effectively a fifth force is introduced in addition to gravity. Generically they change the clustering and/or induce a non-zero anisotropic stress. Since our definitions are based on the phenomenological parameters, we also add dark energy models that live in Einstein’s gravity but that have non-vanishing anisotropic stress into this class since they cannot be distinguished by cosmological observations.

Notice that both clustering dark energy and explicit modified gravity models lead to deviations from what is often called ‘General Relativity’ (or, like here, standard dark energy) in the literature when constraining extra perturbation parameters like the growth index γ . For this reason we generically call both of these classes MG models. In other words, in this review we use the simple and by now extremely popular (although admittedly somewhat misleading) expression “modified gravity” to denote models in which gravity is modified and/or dark energy clusters or interacts with other fields. Whenever we feel useful, we will remind the reader of the actual meaning of the expression “modified gravity” in this review.

On sub-horizon scales and at first order in perturbation theory, therefore, our definition of MG is straightforward: models with $Q = \eta = 1$ (see Eq. 1.30) are standard DE, otherwise they are MG models. In this sense the definition above is rather convenient: we can use it to quantify, for instance, how well Euclid will distinguish between standard dynamical dark energy and modified gravity by forecasting the errors on Q, η or on related quantities like the growth index γ .

On the other hand, it is clear that this definition is only a practical way to group different models and should not be taken as a fundamental one. We do not try to set a precise threshold on, for instance, how much dark energy should cluster before we call it modified gravity: the boundary between the classes is therefore left undetermined but we think this will not harm the understanding of this document.

1.4.3 Coupled dark energy models

A first class of models in which Dark Energy shows dynamics, in connection to the presence of a fifth force different from gravity, is the case of interacting Dark Energy: we consider the possibility that Dark Energy, seen as a dynamical scalar field, may interact with other components in the Universe. This class of models effectively enters in the “Explicit modified gravity models” in the classification above, because the gravitational attraction between dark matter particles is modified by the presence of a fifth force. However, we note that the anisotropic stress for DE is still zero in the Einstein frame while is in general non zero in the Jordan frame. In some cases (when a universal coupling is present) such an interaction can be explicitly recast in a non-minimal coupling to gravity, after a redefinition of the metric and matter fields (Weyl scaling). We would like to identify whether interactions (couplings) of dark energy with matter fields, neutrinos or gravity itself can affect the universe in an observable way.

In this subsection we give a general description of the following main interacting scenarios:

1. couplings between dark energy and baryons;
2. couplings between dark energy and dark matter (coupled quintessence);
3. couplings between dark energy and neutrinos (growing neutrinos, MaVaNs);

4. universal couplings with all species (scalar-tensor theories and $f(R)$).

In all these cosmologies the coupling introduces a fifth force, in addition to standard gravitational attraction. The presence of a new force, mediated by the DE scalar field (sometimes called the cosmon Wetterich (1988), seen as the mediator of a cosmological interaction) has several implications and can significantly modify the process of structure formation. We will discuss case (2) and (3) also in section 2.

In these scenarios the presence of the additional interaction couples the evolution of components that in the standard Λ -FLRW would evolve independently. The stress-energy tensor $T^\mu{}_\nu$ of each species is in general not conserved anymore, while the total one still is. Usually, at the level of the lagrangian, the coupling is introduced by allowing the mass m of matter fields to depend on a scalar field ϕ via a function $m(\phi)$ whose choice specifies the interaction. This wide class of cosmological models can be described by the following action:

$$\mathcal{S} = \int d^4x \sqrt{-g} \left[-\frac{1}{2} \partial^\mu \phi \partial_\mu \phi - U(\phi) - m(\phi) \bar{\psi} \psi + \mathcal{L}_{kin}[\psi] \right] \quad (1.51)$$

where $U(\phi)$ is the potential in which the scalar field ϕ rolls, ψ describes matter fields, and g is defined in the usual way as the determinant of the metric tensor, whose background expression is $g_{\mu\nu} = \text{diag}[-a^2, a^2, a^2, a^2]$.

For a general treatment of background and perturbation equations we refer to Kodama & Sasaki (1984); Amendola (2000a, 2004); Pettorino & Baccigalupi (2008). Here the coupling of the dark energy scalar field to a generic matter component (α) is treated as an external source $Q_{(\alpha)\mu}$ in the Bianchi identities:

$$\nabla_\nu T_{(\alpha)\mu}^\nu = Q_{(\alpha)\mu}, \quad (1.52)$$

with the constraint

$$\sum_\alpha Q_{(\alpha)\mu} = 0 \quad . \quad (1.53)$$

The zero component of (1.52) gives the background conservation equations:

$$\frac{d\rho_\phi}{d\eta} = -3\mathcal{H}(1 + w_\phi)\rho_\phi + \beta(\phi) \frac{d\phi}{d\eta} (1 - 3w_\alpha)\rho_\alpha \quad , \quad (1.54)$$

$$\frac{d\rho_\alpha}{d\eta} = -3\mathcal{H}(1 + w_\alpha)\rho_\alpha - \beta(\phi) \frac{d\phi}{d\eta} (1 - 3w_\alpha)\rho_\alpha \quad . \quad (1.55)$$

The choice of the mass function $m(\phi)$ corresponds to a choice of $\beta(\phi)$ and equivalently to a choice of the source $Q_{(\alpha)\mu}$ and specifies the strength of the coupling according to the following relations:

$$Q_{(\phi)\mu} = \frac{\partial \ln m(\phi)}{\partial \phi} T_\alpha \partial_\mu \phi \quad , \quad m_\alpha = \bar{m}_\alpha e^{-\beta(\phi)\phi} \quad (1.56)$$

The evolution of dark energy is related to the trace T_α and, as a consequence, to density and pressure of the species α . We note that a description of the coupling via an action such as (1.51) is originally motivated by the wish to modify general relativity with extension such as scalar-tensor theories. In general, one of more couplings can be active (Brookfield et al., 2008).

As for perturbation equations, it is possible to include the coupling in a modified Euler equation:

$$\frac{d\mathbf{v}_\alpha}{d\eta} + \left(\mathcal{H} - \beta(\phi) \frac{d\phi}{d\eta} \right) \mathbf{v}_\alpha - \nabla [\Phi_\alpha + \beta\phi] = 0. \quad (1.57)$$

The Euler equation in cosmic time ($dt = a d\tau$) can also be rewritten in the form of an acceleration equation for particles at position \mathbf{r} :

$$\dot{\mathbf{v}}_\alpha = -\tilde{H} \mathbf{v}_\alpha - \nabla \frac{\tilde{G}_\alpha m_\alpha}{r}. \quad (1.58)$$

The latter expression contains explicitly all main ingredients which affect dark energy interactions:

1. a fifth force $\nabla [\Phi_\alpha + \beta\phi]$ with an effective $\tilde{G}_\alpha = G_N[1 + 2\beta^2(\phi)]$;
2. a velocity dependent term $\tilde{H}\mathbf{v}_\alpha \equiv H \left(1 - \beta(\phi)\frac{\dot{\phi}}{H}\right) \mathbf{v}_\alpha$
3. a time-dependent mass for each particle α , evolving according to (1.56).

The relative significant of these key ingredients can lead to a variety of potentially observable effects, especially on structure formation. We will recall some of them in the following subsections as well as, in more detail, for two specific couplings in the Dark Matter Section (2.11, 2.9) of this report.

Dark energy and baryons

A coupling between dark energy and baryons is active when the baryon mass is a function of the dark energy scalar field: $m_b = m_b(\phi)$. Such a coupling is constrained to be very small: main bounds come from tests of the equivalence principle and solar system constraints (Bertotti et al., 2003). More in general, depending on the coupling, bounds on the variation of fundamental constants over cosmological time-scales may have to be considered (Marra & Rosati (2005); Dent et al. (2008, 2009); Martins et al. (2010) and references therein). It is presumably very difficult to have significant cosmological effects due to a coupling to baryons only. Uncoupled baryons can however still play a role in presence of a coupling to dark matter (see section (1.6) on non-linear aspects).

Dark energy and dark matter

An interaction between dark energy and dark matter (CDM) is active when CDM mass is a function of the dark energy scalar field: $m_c = m_c(\phi)$. In this case the coupling is not affected by tests on the equivalence principle and solar system constraints and can therefore be stronger than the one with baryons. Typical values of β presently allowed by observations (within current CMB data) are within the range $0 < \beta < 0.06$ (at 95% CL for a constant coupling and an exponential potential) (Bean et al., 2008; Amendola et al., 2003b; Amendola, 2004; Amendola & Quercellini, 2003), or possibly more (La Vacca et al., 2009; Kristiansen et al., 2010) if neutrinos are taken into account or for more realistic time-dependent choices of the coupling. This framework is generally referred to as ‘coupled quintessence’ (CQ). Various choices of couplings have been investigated in literature, including constant and varying $\beta(\phi)$ (Amendola, 2000a; Mangano et al., 2003; Amendola, 2004; Koivisto, 2005; Guo et al., 2007; Quartin et al., 2008; Quercellini et al., 2008; Pettorino & Baccigalupi, 2008; Gannouji et al., 2010).

The presence of a coupling (and therefore, of a fifth force acting among dark matter particles) modifies the background expansion and linear perturbations (Amendola, 2000b,a, 2004), therefore affecting CMB and cross-correlation of CMB and LSS (Amendola & Quercellini, 2003; Amendola, 2004; Amendola et al., 2003b; Amendola & Quercellini, 2004; Bean et al., 2008; La Vacca et al., 2009; Kristiansen et al., 2010; Xia, 2009; Mainini & Mota, 2010; Amendola et al., 2011).

Furthermore, structure formation itself is modified (Macciò et al., 2004; Manera & Mota, 2006; Koivisto, 2005; Mainini & Bonometto, 2006; Sutter & Ricker, 2007a; Abdalla et al., 2009; Mota, 2008; Bertolami et al., 2009; Wintergerst & Pettorino, 2010; Baldi et al., 2010; Baldi, 2010b; Baldi & Pettorino, 2011; Baldi & Viel, 2010; Li et al., 2010; Li & Barrow, 2010b; Baldi, 2010a; Zhao et al., 2010b; Marulli et al., 2011).

An alternative approach, also investigated in literature (Mangano et al., 2003; Valiviita et al., 2008, 2010; Majerotto et al., 2010; Gavela et al., 2009, 2010; Caldera-Cabral et al., 2009b; Schaefer et al., 2008; Caldera-Cabral et al., 2009a), where the authors consider as a starting point eq.(1.52): the coupling is then introduced by choosing directly a covariant stress energy tensor on the right hand side of this equation, treating dark energy as a fluid and in absence of a starting action. The advantage of this approach is that a good parametrisation allows us to investigate several models of dark energy at the same time. Problems connected to instabilities of

some parametrisations or to the definition of a physically motivated speed of sound for the density fluctuations can be found in Valiviita et al. (2008). It is also possible to both take a covariant form for the coupling and a quintessence dark energy scalar field, starting again directly from eq.(1.52). This has been done e.g. in Boehmer et al. (2008), Boehmer et al. (2010). At the background level only, Chimento et al. (2003), Chimento & Pavon (2006), del Campo et al. (2006) and Olivares et al. (2006) have also considered which background constraints can be obtained when starting from a fixed present ratio of Dark Energy and Dark Matter. The disadvantage of this approach is that it is not clear how to perturb a coupling which has been defined as a background quantity.

A Yukawa-like interaction was investigated (Farrar & Peebles, 2004; Das et al., 2006a), pointing out that coupled dark energy behaves as a fluid with an effective equation of state $w \lesssim -1$, though staying well-defined and without the presence of ghosts (Das et al., 2006a).

For an illustration of observable effects related to dark energy - dark matter interaction see also section (2.11) of this report.

Dark energy and neutrinos

A coupling between dark energy and neutrinos can be even stronger than the one with dark matter and as compared to gravitational strength. Typical values of β are order 50-100 or even more such that even the small fraction of cosmic energy density in neutrinos can have a substantial influence on the time evolution of the quintessence field. In this scenario neutrino masses change in time, depending on the value of the dark energy scalar field ϕ . Such a coupling has been investigated within MaVaNs (Fardon et al., 2004; Peccei, 2005; Bi et al., 2005; Afshordi et al., 2005; Weiner & Zurek, 2006; Das & Weiner, 2006; Takahashi & Tanimoto, 2006; Spitzer, 2006; Bjaelde et al., 2008; Brookfield et al., 2006b,a) and more recently within growing neutrino cosmologies (Amendola et al., 2008a; Wetterich, 2007; Mota et al., 2008; Wintergerst et al., 2010; Wintergerst & Pettorino, 2010; Pettorino et al., 2010; Brouzakis et al., 2010; Baldi et al., 2011). In this latter case, DE properties are related to the neutrino mass and to a cosmological event, i.e. neutrinos becoming non-relativistic. This leads to the formation of stable neutrino lumps (Mota et al., 2008; Wintergerst et al., 2010; Baldi et al., 2011) at very large scales only (~ 100 Mpc and beyond) as well as to signatures in the CMB spectra (Pettorino et al., 2010). For an illustration of observable effects related to this case see section (2.9) of this report.

Scalar-tensor theories

Scalar-tensor theories (Wetterich, 1988; Hwang, 1990a,b; Damour et al., 1990; Casas J.A., 1991, 1992; Wetterich, 1995a; Uzan, 1999; Perrotta et al., 2000; Faraoni, 2000; Boisseau et al., 2000; Riazuelo & Uzan, 2002; Perrotta & Baccigalupi, 2002; Schimd et al., 2005; Matarrese et al., 2004; Pettorino et al., 2005a,b; Capozziello et al., 2007; Appleby & Weller, 2010a) extend general relativity by introducing a non-minimal coupling between a scalar field (acting also as dark energy) and the metric tensor (gravity); they are also sometimes referred to as ‘extended quintessence’. We include scalar-tensor theories among ‘interacting cosmologies’ because, via a Weyl transformation, they are equivalent to a general relativity framework (minimal coupling to gravity) in which the dark energy scalar field ϕ is coupled (universally) to all species (Wetterich, 1988; Maeda, 1989; Wands, 1994; Esposito-Farese & Polarski, 2001; Pettorino & Baccigalupi, 2008; Catena et al., 2007). In other words, these theories correspond to the case where, in action (1.51), the mass of all species (baryons, dark matter, ...) is a function $m = m(\phi)$ with the same coupling for every species α . Indeed, a description of the coupling via an action such as (1.51) is originally motivated by extensions of general relativity such as scalar-tensor theories. Typically the strength of the scalar mediated interaction is required to be orders of magnitude weaker than gravity (Lee (2010), Pettorino et al. (2005a) and references therein for recent constraints). It is possible to tune this coupling to be as small as is required—for example by choosing a suitably flat potential $V(\phi)$ for the scalar field. This leads back however to naturalness and fine-tuning problems.

In the next subsection we will discuss in more detail a number of ways in which new scalar degrees of freedom can naturally couple to standard model fields, whilst still being in agreement with observations. We mention here only that the presence of chameleon mechanisms (Brax et al., 2004; Mota & Winther, 2011; Mota & Shaw, 2007; Brax et al., 2008; Hui et al., 2009; Brax et al., 2010; Davis et al., 2011b) can, for example, modify the coupling depending on the environment. In this way, a small (screened) coupling in high density regions, in agreement with observations, is still compatible with a bigger coupling ($\beta \sim 1$) active in low density regions. In other words, a dynamical mechanism ensures that the effects of the coupling are screened in laboratory and solar system tests of gravity.

Typical effects of scalar-tensor theories on CMB and structure formation include:

- enhanced ISW (Pettorino et al., 2005a; Giannantonio, 2009; Zhao et al., 2010b);;
- violation of the equivalence principle: extended objects such as galaxies do not all fall at the same rate (Amendola & Quercellini, 2004; Hui et al., 2009).

It is important to remark, however, that screening mechanisms are meant to protect the scalar field in high density regions (and therefore allow for bigger couplings in low density environments) but they do not address problems related to self-acceleration of the DE scalar field, which still usually require some fine-tuning to match present observations on w . So-called $f(R)$ theories, which can be mapped into a subclass of scalar-tensor theories, will be discussed in more detail in the next subsection.

1.4.4 Phantom crossing

In this section we pay attention to the evolution of the perturbations of a general dark energy fluid with an evolving equation of state parameter w . Current limits on the equation of state parameter $w = p/\rho$ of the dark energy indicate that $p \approx -\rho$, and so do not exclude $p < -\rho$, a region of parameter space often called *phantom energy*. Even though the region for which $w < -1$ may be unphysical at the quantum level, it is still important to probe it, not least to test for coupled dark energy and alternative theories of gravity or higher dimensional models which can give rise to an effective or apparent phantom energy.

Although there is no problem to consider $w < -1$ for the background evolution, there are apparent divergencies appearing in the perturbations when a model tries to cross the limit $w = -1$. This is a potential headache for experiments like Euclid that probe directly the perturbations through measurements of the galaxy clustering and weak lensing. To analyse the Euclid data, we need to be able to consider models that cross the phantom divide $w = -1$ at the level of first order perturbations (since the only dark energy model that has no perturbations at all is the cosmological constant).

However, at the level of cosmological first-order perturbation theory, there is no fundamental limitation that prevents an effective fluid from crossing the phantom divide.

As $w \rightarrow -1$ the terms in Eqs. (1.24) and (1.25) containing $1/(1+w)$ will generally diverge. This can be avoided by replacing θ with a new variable V defined via $V = (1+w)\theta$. This corresponds to rewriting the 0- i component of the energy momentum tensor as $ik_j T_0^j = V$ which avoids problems if $T_0^j \neq 0$ when $\bar{p} = -\bar{\rho}$. Replacing the time derivatives by a derivative with respect to the logarithm of the scale factor $\ln a$ (denoted by a prime), we obtain (Ma & Bertschinger, 1995; Hu, 2004; Kunz & Sapone, 2006):

$$\delta' = 3(1+w)\Phi' - \frac{V}{Ha} - 3\left(\frac{\delta p}{\bar{\rho}} - w\delta\right) \quad (1.59)$$

$$V' = -(1-3w)V + \frac{k^2}{Ha} \frac{\delta p}{\bar{\rho}} + (1+w) \frac{k^2}{Ha} (\Psi - \pi). \quad (1.60)$$

In order to solve Eqs. (1.59) and (1.60) we still need to specify the expressions for δp and π , quantities which characterise the physical, intrinsic nature of the dark energy fluid at first order in perturbation theory. While in general the anisotropic stress plays an important role as it gives a measure of how the gravitational potentials Φ and Ψ differ, we will set it in this section to zero, $\pi = 0$. We will therefore focus on the form of the pressure perturbation. There are two important special cases: barotropic fluids which have no internal degrees of freedom and for which the pressure perturbation is fixed by the evolution of the average pressure, and non-adiabatic fluids like e.g. scalar fields for which internal degrees of freedom can change the pressure perturbation.

Parameterising the pressure perturbation

Barotropic fluids.

We define a fluid to be barotropic if the pressure p depends strictly only on the energy density ρ : $p = p(\rho)$. These fluids have only adiabatic perturbations, so that they are often called adiabatic. We can write their pressure as

$$p(\rho) = p(\bar{\rho} + \delta\rho) = p(\bar{\rho}) + \left. \frac{dp}{d\rho} \right|_{\bar{\rho}} \delta\rho + O[(\delta\rho)^2]. \quad (1.61)$$

Here $p(\bar{\rho}) = \bar{p}$ is the pressure of the isotropic and homogeneous part of the fluid. The second term in the expansion (1.61) can be re-written as

$$\left. \frac{dp}{d\rho} \right|_{\bar{\rho}} = \frac{\dot{p}}{\dot{\rho}} = w - \frac{\dot{w}}{3aH(1+w)} \equiv c_a^2 \quad (1.62)$$

where we used the equation of state and the conservation equation for the dark energy density in the background. We notice that the adiabatic sound speed c_a^2 will necessarily diverge for any fluid where w crosses -1 .

However, for a perfect barotropic fluid the adiabatic sound speed c_a^2 turns out to be the physical propagation speed of perturbations, therefore it should never be larger than the speed of light—otherwise our theory becomes acausal—and it should never be negative ($c_a^2 < 0$)—otherwise classical, and possible quantum, instabilities appear. Even worse, the pressure perturbation

$$\delta p = c_a^2 \delta\rho = \left(w - \frac{\dot{w}}{3aH(1+w)} \right) \delta\rho \quad (1.63)$$

will necessarily diverge if w crosses -1 and $\delta\rho \neq 0$. Even if we find a way to stabilize the pressure perturbation, for instance an equation of state parameter that crosses the -1 limit with zero slope (\dot{w}), there will be always the problem of a negative speed of sound that prevents these models from being viable dark energy candidates.

Non-adiabatic fluids

To construct a model that can cross the phantom divide, we therefore need to violate the constraint that p is a unique function of ρ . At the level of first-order perturbation theory, this amounts to changing the prescription for δp which now becomes an arbitrary function of k and t . One way out to this problem is to choose an appropriate gauge where the equations are simple; one choice is for instance the rest frame of the fluid where the pressure perturbation reads (in this frame)

$$\hat{\delta p} = \hat{c}_s^2 \hat{\delta\rho} \quad (1.64)$$

where now the \hat{c}_s^2 is the speed with which fluctuations in the fluid propagate, ie. the sound speed. We can write Eq. (1.64), with an appropriate gauge transformation, in a form suitable for the Newtonian frame, ie. for Eqs.(1.59) and (1.60). We find that the pressure perturbation is given by (Bean & Dore, 2004)

$$\delta p = \hat{c}_s^2 \delta\rho + 3aH(a) (\hat{c}_s^2 - c_a^2) \bar{\rho} \frac{V}{k^2}. \quad (1.65)$$

The problem here is the presence of c_a^2 which goes to infinity at the crossing and it is impossible that this term stays finite except if $V \rightarrow 0$ fast enough or $\dot{w} = 0$, but this is not in general the case.

This divergence appears because for $w = -1$ the energy momentum tensor Eq. (1.10) reads: $T^{\mu\nu} = pg^{\mu\nu}$. Normally the four-velocity u^μ is the time-like eigenvector of the energy-momentum tensor, but now all vectors are eigenvectors. So the problem of fixing a unique rest-frame is no longer well posed. Then, even though the pressure perturbation looks fine for *the observer in the rest-frame*, because it does not diverge, the badly-defined gauge transformation to the Newtonian frame does, as it contains also c_a^2 .

Regularising the divergencies

We have seen that neither barotropic fluids nor canonical scalar fields, for which the pressure perturbation is of the type (1.65), can cross the phantom divide. However, there is a simple model (called the quintom model, Feng et al. 2005; Hu 2005) consisting of two fluids of the same type as in the previous subsection but with a constant w on either side of $w = -1$. The combination of the two fluids then effectively crosses the phantom divide if we start with $w_{\text{tot}} > -1$, as the energy density in the fluid with $w < -1$ will grow faster, so that this fluid will eventually dominate and we will end up with $w_{\text{tot}} < -1$.

The perturbations in this scenario were analysed in detail in Kunz & Sapone (2006), where it was shown that in addition to the rest-frame contribution, one also has relative and non-adiabatic perturbations. All these contributions apparently diverge at the crossing, but their sum stays finite. When parametrising the perturbations in the Newtonian gauge as

$$\delta p(k, t) = \gamma(k, t) \delta \rho(k, t) \quad (1.66)$$

the quantity γ will in general have a complicated time and scale dependence. The conclusion of the analysis is that indeed single canonical scalar fields with pressure perturbations of the type (1.65) in the Newtonian frame cannot cross $w = -1$, but that this is not the most general case. More general models have a priori no problem crossing the phantom divide, at least not with the classical stability of the perturbations.

Kunz & Sapone found that a good approximation to the quintom model behaviour can be found by regularising the adiabatic sound speed in the gauge transformation with

$$c_a^2 = w - \frac{\dot{w}(1+w)}{3Ha[(1+w)^2 + \lambda]} \quad (1.67)$$

where λ is a tuneable parameter which determines how close to $w = -1$ the regularisation kicks in. A value of $\lambda \approx 1/1000$ should work reasonably well. However, the final results are not too sensitive on the detailed regularisation prescription.

This result appears also related to the behaviour found for coupled dark energy models (originally introduced to solve the coincidence problem) where dark matter and dark energy interact not only through gravity (Amendola, 2000a). The effective dark energy in these models can also cross the phantom divide without divergencies (Huey & Wandelt, 2006; Das et al., 2006b; Kunz, 2009).

The idea is to insert (by hand) a term in the continuity equations of the two fluids

$$\dot{\rho}_M + 3H\rho_M = \lambda \quad (1.68)$$

$$\dot{\rho}_x + 3H(1+w_x)\rho_x = -\lambda \quad (1.69)$$

where the subscripts m, x refer to dark matter and dark energy, respectively. In this approximation, the adiabatic sound speed c_a^2 reads

$$c_{a,x}^2 = \frac{\dot{p}_x}{\dot{\rho}_x} = w_x - \frac{\dot{w}_x}{3aH(1+w_x) + \lambda/\rho_x} \quad (1.70)$$

which stays finite at crossing as long as $\lambda \neq 0$.

However in this class of models there are other instabilities arising at the perturbation level regardless of the coupling used, (cfr. Valiviita et al., 2008).

A word on perturbations when $w = -1$

Although a cosmological constant has $w = -1$ and no perturbations, the converse is not automatically true: $w = -1$ does not necessarily imply that there are no perturbations. It is only when we set from the beginning (in the calculation):

$$p = -\rho \quad (1.71)$$

$$\delta p = -\delta\rho \quad (1.72)$$

$$\pi = 0 \quad (1.73)$$

ie. $T^{\mu\nu} \propto g^{\mu\nu}$, then we have as a solution $\delta = V = 0$.

For instance, if we set $w = -1$ and $\delta p = \gamma\delta\rho$ (where γ can be a generic function) in Eqs. (1.59) and (1.60) we have $\delta \neq 0$ and $V \neq 0$. However, the solutions are decaying modes due to the $-\frac{1}{a}(1-3w)V$ term so they are not important at late times, but it is interesting to notice that they are in general not zero.

As another example, if we have a non-zero anisotropic stress π then the Eqs. (1.59) - (1.60) will have a source term that will influence the growth of δ and V in the same way as Ψ does (just because they appear in the same way). The $(1+w)$ term in front of π should not worry us as we can always define the anisotropic stress through

$$\rho(1+w)\pi = -\left(\hat{k}_i\hat{k}_j - \frac{1}{3}\delta_{ij}\right)\Pi_j^i, \quad (1.74)$$

where $\Pi_j^i \neq 0$ when $i \neq j$ is the *real* traceless part of the energy momentum tensor, probably the quantity we need to look at: as in the case of $V = (1+w)\theta$, there is no need for $\Pi \propto (1+w)\pi$ to vanish when $w = -1$.

It is also interesting to notice that when $w = -1$ the perturbation equations tell us that dark energy perturbations are not influenced through Ψ and Φ' (see Eq.(1.59) and (1.60)). Since Φ and Ψ are the quantities directly entering the metric, they must remain finite, and even much smaller than 1 for perturbation theory to hold. Since, in the absence of direct couplings, the dark energy only feels the other constituents through the terms $(1+w)\Psi$ and $(1+w)\Phi'$, it decouples completely in the limit $w = -1$ and just evolves on its own. But its perturbations still enter the Poisson equation and so the dark matter perturbation will feel the effects of the dark energy perturbations.

Although this situation may seem contrived, it might be that the acceleration of the universe is just an observed effect as a consequence of a modified theory of gravity. As was shown in Kunz & Sapone (2007), any modified gravity theory can be described as an effective fluid both at background and at perturbation level; in such a situation it is imperative to describe its perturbations properly as this effective fluid may manifest unexpected behaviour.

1.4.5 $f(R)$ gravity

In parallel to models with extra degrees of freedom in the matter sector, such as interacting quintessence (and K-essence, not treated here), another promising approach to the late-time acceleration enigma is to modify the left-hand side of the Einstein equations and invoke new degrees of freedom, belonging this time to the gravitational sector itself. One of the simplest and most popular extensions of general relativity and known example of modified gravity models is the so-called $f(R)$ gravity in which the 4-dimensional action is given by some generic function $f(R)$ of the Ricci

scalar R (for an introduction see e.g. Amendola & Tsujikawa (2010b)):

$$S = \frac{1}{2\kappa^2} \int d^4x \sqrt{-g} f(R) + S_m(g_{\mu\nu}, \Psi_m), \quad (1.75)$$

where as usual $\kappa^2 = 8\pi G$, and S_m is a matter action with matter fields Ψ_m . Here G is a *bare* gravitational constant: we will see that the observed value will in general be different. As mentioned in the previous section, it is possible to show that $f(R)$ theories can be mapped into a subset of scalar-tensor theories and therefore to a class of interacting scalar field dark energy models universally coupled to all species. When seen in the Einstein frame (Wetterich, 1988; Maeda, 1989; Wands, 1994; Esposito-Farese & Polarski, 2001; Pettorino & Baccigalupi, 2008; Catena et al., 2007), action (1.75) can therefore be related to the action (1.51) shown in the previous section. Here we describe $f(R)$ in the Jordan frame: the matter fields in S_m obey standard conservation equations and therefore the metric $g_{\mu\nu}$ corresponds to the physical frame (which here is the Jordan frame).

There are two approaches to derive field equations from the action (1.75).

- **(I) The metric formalism**

The first approach is the so-called metric formalism in which the connections $\Gamma_{\beta\gamma}^\alpha$ are the usual connections defined in terms of the metric $g_{\mu\nu}$. The field equations can be obtained by varying the action (1.75) with respect to $g_{\mu\nu}$:

$$F(R)R_{\mu\nu}(g) - \frac{1}{2}f(R)g_{\mu\nu} - \nabla_\mu \nabla_\nu F(R) + g_{\mu\nu} \square F(R) = \kappa^2 T_{\mu\nu}, \quad (1.76)$$

where $F(R) \equiv \partial f / \partial R$ (we also use the notation $f_{,R} \equiv \partial f / \partial R$, $f_{,RR} \equiv \partial^2 f / \partial R^2$), and $T_{\mu\nu}$ is the matter energy-momentum tensor. The trace of Eq. (1.76) is given by

$$3\square F(R) + F(R)R - 2f(R) = \kappa^2 T, \quad (1.77)$$

where $T = g^{\mu\nu} T_{\mu\nu} = -\rho + 3P$. Here ρ and P are the energy density and the pressure of the matter, respectively.

- **(II) The Palatini formalism**

The second approach is the so-called Palatini formalism, where $\Gamma_{\beta\gamma}^\alpha$ and $g_{\mu\nu}$ are treated as independent variables. Varying the action (1.75) with respect to $g_{\mu\nu}$ gives

$$F(R)R_{\mu\nu}(\Gamma) - \frac{1}{2}f(R)g_{\mu\nu} = \kappa^2 T_{\mu\nu}, \quad (1.78)$$

where $R_{\mu\nu}(\Gamma)$ is the Ricci tensor corresponding to the connections $\Gamma_{\beta\gamma}^\alpha$. In general this is different from the Ricci tensor $R_{\mu\nu}(g)$ corresponding to the metric connections. Taking the trace of Eq. (1.78), we obtain

$$F(R)R - 2f(R) = \kappa^2 T, \quad (1.79)$$

where $R(T) = g^{\mu\nu} R_{\mu\nu}(\Gamma)$ is directly related to T . Taking the variation of the action (1.75) with respect to the connection, and using Eq. (1.78), we find

$$\begin{aligned} R_{\mu\nu}(g) - \frac{1}{2}g_{\mu\nu}R(g) &= \frac{\kappa^2 T_{\mu\nu}}{F} - \frac{FR(T) - f}{2F}g_{\mu\nu} + \frac{1}{F}(\nabla_\mu \nabla_\nu F - g_{\mu\nu} \square F) \\ &\quad - \frac{3}{2F^2} \left[\partial_\mu F \partial_\nu F - \frac{1}{2}g_{\mu\nu}(\nabla F)^2 \right]. \end{aligned} \quad (1.80)$$

In General Relativity we have $f(R) = R - 2\Lambda$ and $F(R) = 1$, so that the term $\square F(R)$ in Eq. (1.77) vanishes. In this case both the metric and the Palatini formalisms give the relation $R = -\kappa^2 T$

$\kappa^2(\rho - 3P)$, which means that the Ricci scalar R is directly determined by the matter (the trace T).

In modified gravity models where $F(R)$ is a function of R , the term $\square F(R)$ does not vanish in Eq. (1.77). This means that, in the metric formalism, there is a propagating scalar degree of freedom, $\psi \equiv F(R)$. The trace equation (1.77) governs the dynamics of the scalar field ψ —dubbed “scalaron” Starobinsky (1980). In the Palatini formalism the kinetic term $\square F(R)$ is not present in Eq. (1.79), which means that the scalar-field degree of freedom does not propagate freely (Amarzguioui et al. (2006); Li et al. (2007, 2009, 2008b)).

The de Sitter point corresponds to a vacuum solution at which the Ricci scalar is constant. Since $\square F(R) = 0$ at this point, we get

$$F(R)R - 2f(R) = 0, \quad (1.81)$$

which holds for both the metric and the Palatini formalisms. Since the model $f(R) = \alpha R^2$ satisfies this condition, it possesses an exact de Sitter solution (Starobinsky, 1980).

It is important to realise that the dynamics of $f(R)$ dark energy models is different depending on the two formalisms. Here we confine ourselves to the metric case only.

Already in the early 1980s it was known that the model $f(R) = R + \alpha R^2$ can be responsible for inflation in the early universe (Starobinsky, 1980). This comes from the fact that the presence of the quadratic term αR^2 gives rise to an asymptotically exact de Sitter solution. Inflation ends when the term αR^2 becomes smaller than the linear term R . Since the term αR^2 is negligibly small relative to R at the present epoch, this model is not suitable to realise the present cosmic acceleration.

Since a late-time acceleration requires modification for small R , models of the type $f(R) = R - \alpha/R^n$ ($\alpha > 0, n > 0$) were proposed as a candidate for dark energy (Capozziello & Fang, 2002; Carroll et al., 2004; Nojiri & Odintsov, 2003). While the late-time cosmic acceleration is possible in these models, it has become clear that they do not satisfy local gravity constraints because of the instability associated with negative values of $f_{,RR}$ (Chiba, 2003; Dolgov & Kawasaki, 2003; Soussa & Woodard, 2004; Olmo, 2005; Faraoni, 2006). Moreover a standard matter epoch is not present because of a large coupling between the Ricci scalar and the non-relativistic matter (Amendola et al., 2007b).

Then, we can ask what are the conditions for the viability of $f(R)$ dark energy models in the metric formalism. In the following we first present such conditions and then explain step by step why they are required.

- (i) $f_{,R} > 0$ for $R \geq R_0$ (> 0), where R_0 is the Ricci scalar at the present epoch. Strictly speaking, if the final attractor is a de Sitter point with the Ricci scalar R_1 (> 0), then the condition $f_{,R} > 0$ needs to hold for $R \geq R_1$.

This is required to avoid a negative effective gravitational constant.

- (ii) $f_{,RR} > 0$ for $R \geq R_0$.

This is required for consistency with local gravity tests (Dolgov & Kawasaki, 2003; Olmo, 2005; Faraoni, 2006; Navarro & Van Acoleyen, 2007), for the presence of the matter-dominated epoch (Amendola et al., 2007b,a), and for the stability of cosmological perturbations (Carroll et al., 2006; Song et al., 2007; Bean et al., 2007; Faulkner et al., 2007).

- (iii) $f(R) \rightarrow R - 2\Lambda$ for $R \gg R_0$.

This is required for consistency with local gravity tests (Amendola & Tsujikawa, 2008; Hu & Sawicki, 2007; Starobinsky, 2007; Appleby & Battye, 2007; Tsujikawa, 2008) and for the presence of the matter-dominated epoch (Amendola et al., 2007a).

- (iv) $0 < \frac{Rf_{,RR}}{f_{,R}} (r = -2) < 1$ at $r = -\frac{Rf_{,R}}{f} = -2$.

This is required for the stability of the late-time de Sitter point (Müller et al., 1988; Amendola et al., 2007a).

For example, the model $f(R) = R - \alpha/R^n$ ($\alpha > 0$, $n > 0$) does not satisfy the condition (ii).

Below we list some viable $f(R)$ models that satisfy the above conditions.

$$(A) \quad f(R) = R - \mu R_c (R/R_c)^p \quad \text{with } 0 < p < 1, \quad \mu, R_c > 0, \quad (1.82)$$

$$(B) \quad f(R) = R - \mu R_c \frac{(R/R_c)^{2n}}{(R/R_c)^{2n} + 1} \quad \text{with } n, \mu, R_c > 0, \quad (1.83)$$

$$(C) \quad f(R) = R - \mu R_c \left[1 - (1 + R^2/R_c^2)^{-n} \right] \quad \text{with } n, \mu, R_c > 0, \quad (1.84)$$

$$(D) \quad f(R) = R - \mu R_c \tanh(R/R_c) \quad \text{with } \mu, R_c > 0. \quad (1.85)$$

The models (A), (B), (C), and (D) have been proposed in Amendola et al. (2007a), Hu & Sawicki (2007), Starobinsky (2007), and Tsujikawa (2008), respectively. A model similar to (D) has been also proposed in Appleby & Battye (2007), while a generalised model encompassing (B) and (C) has been studied in Miranda et al. (2009). In the model (A), the power p needs to be close to 0 to satisfy the condition (iii). In the models (B) and (C) the function $f(R)$ asymptotically behaves as $f(R) \rightarrow R - \mu R_c [1 - (R^2/R_c^2)^{-n}]$ for $R \gg R_c$ and hence the condition (iii) can be satisfied even for $n = \mathcal{O}(1)$. In the model (D) the function $f(R)$ rapidly approaches $f(R) \rightarrow R - \mu R_c$ in the region $R \gg R_c$. These models satisfy $f(R=0) = 0$, so the cosmological constant vanishes in the flat spacetime.

Let us consider cosmological dynamics of $f(R)$ gravity in the metric formalism. It is possible to carry out a general analysis without specifying the form of $f(R)$. In the flat FLRW spacetime the Ricci scalar is given by

$$R = 6(2H^2 + \dot{H}), \quad (1.86)$$

where H is as usual the Hubble parameter. As a matter action S_m we take into account non-relativistic matter and radiation, which satisfy the usual conservation equations $\dot{\rho}_m + 3H\rho_m = 0$ and $\dot{\rho}_r + 4H\rho_r = 0$ respectively. From Eqs. (1.76) and (1.77) we obtain the following equations

$$3FH^2 = \kappa^2(\rho_m + \rho_r) + (FR - f)/2 - 3H\dot{F}, \quad (1.87)$$

$$-2F\dot{H} = \kappa^2[\rho_m + (4/3)\rho_r] + \ddot{F} - H\dot{F}. \quad (1.88)$$

We introduce the dimensionless variables:

$$x_1 \equiv -\frac{\dot{F}}{HF}, \quad x_2 \equiv -\frac{f}{6FH^2}, \quad x_3 \equiv \frac{R}{6H^2}, \quad x_4 \equiv \frac{\kappa^2 \rho_r}{3FH^2}, \quad (1.89)$$

together with the following quantities

$$\Omega_m \equiv \frac{\kappa^2 \rho_m}{3FH^2} = 1 - x_1 - x_2 - x_3 - x_4, \quad \Omega_r \equiv x_4, \quad \Omega_{\text{DE}} \equiv x_1 + x_2 + x_3. \quad (1.90)$$

It is straightforward to derive the following differential equations (Amendola et al., 2007a):

$$x'_1 = -1 - x_3 - 3x_2 + x_1^2 - x_1x_3 + x_4, \quad (1.91)$$

$$x'_2 = \frac{x_1x_3}{m} - x_2(2x_3 - 4 - x_1), \quad (1.92)$$

$$x'_3 = -\frac{x_1x_3}{m} - 2x_3(x_3 - 2), \quad (1.93)$$

$$x'_4 = -2x_3x_4 + x_1x_4, \quad (1.94)$$

where the prime denotes $d/d \ln a$ and

$$m \equiv \frac{d \ln F}{d \ln R} = \frac{Rf_{,RR}}{f_{,R}}, \quad (1.95)$$

$$r \equiv -\frac{d \ln f}{d \ln R} = -\frac{Rf_{,R}}{f} = \frac{x_3}{x_2}. \quad (1.96)$$

From Eq. (1.96) one can express R as a function of x_3/x_2 . Since m is a function of R , it follows that m is a function of r , i.e. $m = m(r)$. The Λ CDM model, $f(R) = R - 2\Lambda$, corresponds to $m = 0$. Hence the quantity m characterises the deviation from the Λ CDM model. Note also that the model, $f(R) = \alpha R^{1+m} - 2\Lambda$, gives a constant value of m . The analysis using Eqs. (1.91)-(1.94) is sufficiently general in the sense that the form of $f(R)$ does not need to be specified.

The effective equation of state of the system (i.e. p_{tot}/ρ_{tot}) is

$$w_{\text{eff}} = -\frac{1}{3}(2x_3 - 1), \quad (1.97)$$

The dynamics of the full system can be investigated by analysing the stability properties of the critical phase-space points as in e.g. Amendola et al. (2007a). The general conclusion is that only models with a characteristic function $m(r)$ positive and close to Λ CDM, i.e. $m \geq 0$, are cosmologically viable. That is, only for these models one finds a sequence of a long decelerated matter epoch followed by a stable accelerated attractor.

The perturbation equations have been derived in e.g. Hwang & Noh (2002); Tsujikawa et al. (2008b). Neglecting the contribution of radiation one has

$$\begin{aligned} \delta_m'' + \left(x_3 - \frac{1}{2}x_1\right) \delta_m' - \frac{3}{2}(1 - x_1 - x_2 - x_3)\delta_m \\ = \frac{1}{2} \left[\left\{ \frac{k^2}{x_5^2} - 6 + 3x_1^2 - 3x_1' - 3x_1(x_3 - 1) \right\} \delta\tilde{F} \right. \\ \left. + 3(-2x_1 + x_3 - 1)\delta\tilde{F}' + 3\delta\tilde{F}'' \right], \end{aligned} \quad (1.98)$$

$$\begin{aligned} \delta\tilde{F}'' + (1 - 2x_1 + x_3)\delta\tilde{F}' \\ + \left[\frac{k^2}{x_5^2} - 2x_3 + \frac{2x_3}{m} - x_1(x_3 + 1) - x_1' + x_1^2 \right] \delta\tilde{F} \\ = (1 - x_1 - x_2 - x_3)\delta_m - x_1\delta_m', \end{aligned} \quad (1.99)$$

where $\delta\tilde{F} \equiv \delta F/F$, and the new variable $x_5 \equiv aH$ satisfies

$$x_5' = (x_3 - 1)x_5. \quad (1.100)$$

The perturbation δF can be written as $\delta F = f_{,RR}\delta R$ and therefore $\delta\tilde{F} = m\delta R/R$. These equations can be integrated numerically to derive the behavior of δ_m at all scales. At sub-Hubble scales they however can be simplified and the following expression for the two MG function Q, η of Eq. (1.30) can be obtained:

$$\begin{aligned} Q &= 1 - \frac{k^2}{3(a^2M^2 + k^2)} \\ \eta &= 1 - \frac{2k^2}{3a^2M^2 + 4k^2} \end{aligned} \quad (1.101)$$

where

$$M^2 = \frac{1}{3f_{,RR}} \quad (1.102)$$

Note that in the Λ CDM limit $f_{,RR} \rightarrow 0$ and $Q, \eta \rightarrow 1$.

These relations can be straightforwardly generalised to more general cases. In de Felice et al. (2010) the perturbation equations for $f(R)$ Lagrangian have been extended to include coupled scalar fields and their kinetic energy $X \equiv -\phi_{,\mu}\phi^{,\mu}/2$, resulting in a $f(R, \phi, X)$ -theory. In the slightly simplified case in which $f(R, \phi, X) = f_1(R, \phi) + f_2(\phi, X)$, with arbitrary functions $f_1, 2$,

one obtains

$$\begin{aligned} Q &= -\frac{1}{F} \frac{(1+2r_1)(f_{,X}+2r_2)+2F_{,\phi}^2/F}{(1+3r_1)(f_{,X}+2r_2)+3F_{,\phi}^2/F} \\ \eta &= \frac{(1+2r_1)(f_{,X}+2r_2)+2F_{,\phi}^2/F}{(1+4r_1)(f_{,X}+2r_2)+4F_{,\phi}^2/F} \end{aligned} \quad (1.103)$$

where the notation $f_{,X}$ or $F_{,\phi}$ denote differentiation wrt X or ϕ , respectively, and where $r_1 \equiv \frac{k^2}{a^2} \frac{m}{R}$ and $r_2 \equiv \frac{a^2}{k^2} M_\phi^2$, $M_\phi = -f_{,\phi}/2$ being the scalar field effective mass. In the same paper de Felice et al. (2010) an extra term proportional to $X\Box\phi$ in the Lagrangian is also taken into account.

Euclid forecasts for the $f(R)$ models will be presented in Sec. 1.8.7

1.4.6 Massive gravity and higher-dimensional models

Instead of introducing new scalar degrees of freedom such as in $f(R)$, another philosophy in modifying gravity is to modify the graviton itself. The new degrees of freedom belong this time to the gravitational sector itself as it happens in massive gravity or higher-dimensional frameworks, such as the Dvali-Gabadadze-Porrati (DGP) model (Dvali et al., 2000) and its extensions. These new degrees of freedom can be responsible for a late-time speed-up of the Universe, as is summarised below for a choice of selected models. We note here that while such self-accelerating solutions are interesting in their own right, they do not tackle the old Cosmological Constant problem: why the observed cosmological constant is so much smaller than expected in the first place. Instead of answering this question directly, an alternative approach is the idea of degravitation (see Dvali et al., 2002, 2003; Arkani-Hamed et al., 2002; Dvali et al., 2007), where the cosmological constant could be as large as expected from standard field theory, but would simply gravitate very little (see Sec. 1.4.6).

Self-acceleration

DGP. The DGP model is one of the important infrared modified theories of gravity. From a four-dimensional point of view this corresponds effectively to a theory where the graviton acquires a soft mass m . In this braneworld model our visible Universe is confined to a brane of 4 dimensions embedded into a 5 dimensional bulk. At small distances the 4 dimensional gravity is recovered due to an intrinsic Einstein Hilbert term sourced by the brane curvature causing a gravitational force law which scales as r^{-2} . At large scales the gravitational force law asymptotes to an r^{-3} behavior. The cross over scale $r_c = m^{-1}$ is given by the ratio of the Planck masses in 4 (M_4) and 5 (M_5) dimensions. One can study perturbations around flat space-time and compute the gravitational exchange amplitude between two conserved sources, which does not reduce to the GR result even in the limit $m \rightarrow 0$. However, the successful implementation of the Vainshtein mechanism for decoupling the additional modes from gravitational dynamics at sub-cosmological scales makes these theories still very attractive (Vainshtein, 1972). Hereby, the Vainshtein effect is realised through the non-linear interactions of the helicity-0 mode π , as will be explained in further details in section 1.4.6. Thus, this vDVZ discontinuity does not appear close to an astrophysical source where the π field becomes non-linear and these non-linear effects of π restore predictions to those of GR. This is most easily understood in the limit where $M_4, M_5 \rightarrow \infty$ and $m \rightarrow 0$ while keeping the strong coupling scale $\Lambda = (M_4 m^2)^{1/3}$ fixed. This allows us to treat the usual helicity-2 mode of gravity linearly while and treating the helicity-0 mode π non-linearly. The resulting effective action is then

$$\mathcal{L}_\pi = 3\pi\Box\pi - \frac{1}{\Lambda^3}(\partial\pi)^2\Box\pi, \quad (1.104)$$

where interactions already become important at the scale $\Lambda \ll M_{\text{Pl}}$ (Luty et al., 2003).

Furthermore, in this model, one can recover an interesting range of cosmologies, in particular a modified Friedmann equation with a self-accelerating solution. The Einstein equations thus obtained reduce to the following modified Friedmann equation in a homogeneous and isotropic metric (Deffayet et al., 2002a)

$$H^2 \pm mH = \frac{8\pi G}{3}\rho, \quad (1.105)$$

such that at higher energies one recovers the usual 4-dimensional behaviour, $H^2 \sim \rho$, while at later time corrections from the extra dimensions kick in. As is clear in this Friedmann equation, this braneworld scenario holds two branches of cosmological solutions with distinct properties. The self-accelerating branch (minus sign) allows for a de Sitter behaviour $H = \text{const} = m$ even in the absence of any cosmological constant $\rho_\Lambda = 0$ and as such it has attracted a lot of attention. Unfortunately, this branch suffers from a ghost-like instability. The normal branch (the plus sign) instead slows the expansion rate but is stable. In that case a cosmological constant is required in this case for a late-time acceleration, but it provides significant intuition for the study of degravitation.

The Galileon. Even though the DGP model is interesting for several reasons like giving the Vainshtein effect a chance to work, the interesting self-acceleration solution unfortunately introduces extra ghost states as outlined above. However, it has been generalized to a ‘‘Galileon’’ model, which can be considered as an effective field theory for the helicity-0 field π which is invariant under internal Galilean and shift transformations where the helicity-0 field π and its gradients shift by a constant

$$\delta_c \pi = c \quad (1.106)$$

$$\delta_v \pi = v_\mu x^\mu. \quad (1.107)$$

ADD DEF $\delta_c v_c$ In induced gravity braneworld models, this symmetry is naturally inherited from the 5-dimensional Poincaré invariance. The ‘‘Galileon’’ theory relies strongly on this symmetry to constrain the possible structure of the effective π Lagrangian without necessarily relying on extra dimensions, Nicolis et al. (2009). Furthermore, constraining the effective field theory for π to the interactions that bear no ghost-like instabilities further restrict the possibilities. In summary, there exists only five derivative interactions which preserve the Galilean symmetry without introducing ghosts. These interactions are symbolically of the form $\mathcal{L}_\pi^{(1)} = \pi$ and $\mathcal{L}_\pi^{(n)} \sim (\partial\pi)^2 (\partial\partial\pi)^{n-2}$, for $n = 2, \dots, 5$. Such interactions have been shown to naturally arise from Lovelock invariants in the bulk of generalised braneworld models (de Rham & Tolley, 2010). As shown in Nicolis et al. (2009), such theories can allow for self-accelerating de Sitter solutions without any ghosts unlike in the DGP model. In the presence of compact sources, these solutions can support spherically symmetric, Vainshtein-like non-linear perturbations that are also stable against small fluctuations. This is however constrained to the subset of the third order galileon (Mota et al., 2010).

Degravitation. The idea behind degravitation is to modify gravity in the IR, such that the vacuum energy could have a weaker effect on the geometry, and therefore reconcile a natural value for the vacuum energy as expected from particle physics with the observed late time acceleration. Such modifications of gravity typically arise in models of massive gravity (Dvali et al., 2002, 2003; Arkani-Hamed et al., 2002; Dvali et al., 2007), i.e. where gravity is mediated by a massive spin-2 field. The extra-dimensional DGP scenario presented previously, represents a specific model of soft mass gravity, where gravity weakens down at large distance, with a force law going as $1/r$. Nevertheless, this weakening is too weak to achieve degravitation and tackle the cosmological constant problem. However an obvious way out is to extend the DGP model to higher dimensions, thereby diluting gravity more efficiently at large distances. This is achieved in models of Cascading gravity, as is presented below. An alternative to cascading gravity is to work directly with theories of constant mass gravity (hard mass graviton).

Cascading Gravity. Cascading gravity is an explicit realisation of the idea of degravitation, where gravity behaves as a high-pass filter, allowing sources with characteristic wavelength (in space and in time) shorter than a characteristic scale r_c to behave as expected from General Relativity, but weakening the effect of sources with longer wavelengths. This could explain why a large cosmological constant does not backreact as much as anticipated from standard General Relativity. Since the DGP model does not modify gravity enough in the IR, “Cascading gravity” relies on the presence of at least two infinite extra dimensions while our world is confined on a four-dimensional brane (de Rham et al., 2008b). Similarly as in DGP, four-dimensional gravity is recovered at short distances thanks to an induced Einstein-Hilbert term on the brane with associated Planck scale M_4 . The brane we live in is then embedded in a five-dimensional brane which bears a five-dimensional Planck scale M_5 , itself embedded in six dimensions (with Planck scale M_6). From a four-dimensional perspective, the relevant scales are the 5d and 6d masses $m_4 = M_5^3/M_4^2$ and $m_5 = M_6^4/M_5^3$ which characterise the transition from the 4d to 5d and 5d to 6d behaviour respectively.

Such theories embedded in more-than-one extra dimensions involve at least one additional scalar field that typically enters as a ghost. This ghost is independent of the ghost present in the self-accelerating branch of DGP but is completely generic to any codimension-two and higher framework with brane localised kinetic terms. There are however two ways to cure the ghost, both of which are natural when considering a realistic higher codimensional scenario, namely smoothing out the brane, or including a brane tension (de Rham et al., 2008b,a, 2010b).

When properly taking into account the issue associated with the ghost, such models give rise to a theory of massive gravity (soft mass graviton) composed of one helicity-2 mode, helicity-1 modes that decouple and 2 helicity-0 modes. In order for this theory to be consistent with standard general relativity in four dimensions, both helicity-0 modes should decouple from the theory. As in DGP, this decoupling does not happen in a trivial way, and relies on a phenomenon of strong coupling. Close enough to any source, both scalar modes are strongly coupled and therefore freeze.

The resulting theory appears as a theory of a massless spin-2 field in four-dimensions, in other words as General Relativity. If $r \ll m_5$ and for $m_6 \leq m_5$, the respective Vainshtein scale or strong coupling scale, *i.e.* the distance from the source M within which each mode is strongly coupled is $r_i^3 = M/m_i^2 M_4^2$, where $i = 5, 6$. Around a source M , one recovers four-dimensional gravity for $r \ll r_5$, five-dimensional gravity for $r_5 \ll r \ll r_6$ and finally six-dimensional gravity at larger distances $r \gg r_6$.

Massive Gravity. While laboratory experiments, solar systems tests and cosmological observations have all been in complete agreement with General Relativity for now almost a century, these bounds do not eliminate the possibility for the graviton to bear a small hard mass $m \lesssim 6 \cdot 10^{-32} \text{eV}$ (Goldhaber & Nieto, 2010). The question of whether or not gravity could be mediated by a hard-mass graviton is not only a purely fundamental but abstract one. Since the degravitation mechanism is also expected to be present if the graviton bears a hard mass, such models can play an important role for late-time cosmology, and more precisely when the age of the Universe becomes of the order of the graviton Compton wavelength.

Recent progress has shown that theories of hard massive gravity can be free of any ghost-like pathologies in the decoupling limit where $M_{\text{Pl}} \rightarrow \infty$ and $m \rightarrow 0$ keeping the scale $\Lambda_3^3 = M_{\text{Pl}} m^2$ fixed (de Rham & Gabadadze, 2010; de Rham et al., 2010a). The absence of pathologies in the decoupling limit does not guarantee the stability of massive gravity on cosmological backgrounds, but provides at least a good framework to understand the implications of a small graviton mass. Unlike a massless spin-2 field which only bears two polarisations, a massive one bears five of them namely 2 helicity-2 modes, 2 helicity-1 modes which decouple, and one helicity-0 mode (denoted as π). As in the braneworld models presented previously, this helicity-0 mode behaves as a scalar

field with specific derivative interactions of the form

$$\mathcal{L}_\pi = h^{\mu\nu} \left(X_{\mu\nu}^{(1)} + \frac{1}{\Lambda_3^3} X_{\mu\nu}^{(2)} + \frac{1}{\Lambda_3^6} X_{\mu\nu}^{(3)} \right). \quad (1.108)$$

Here, $h_{\mu\nu}$ denotes the canonically normalised (rescaled by M_{Pl}) tensor field perturbation (helicity-2 mode), while $X_{\mu\nu}^{(1)}$, $X_{\mu\nu}^{(2)}$, and $X_{\mu\nu}^{(3)}$ are respectively, linear, quadratic and cubic in the helicity-0 mode π . Importantly, they are all transverse (for instance, $X_{\mu\nu}^{(1)} \propto \eta_{\mu\nu} \square\pi - \partial_\mu \partial_\nu \pi$). Not only do these interactions automatically satisfy the Bianchi identity, as they should to preserve diffeomorphism invariance, but they are also at most second order in time derivatives. Hence, the interactions (1.108) are linear in the helicity-2 mode, and are free of any ghost-like pathologies. Such interactions are therefore very similar in spirit to the Galileon ones, and bear the same internal symmetry (1.106, 1.107), and present very similar physical properties. When $X_{\mu\nu}^{(3)}$, one can indeed recover an Einstein frame picture for which the interactions are of the form

$$\mathcal{L} = \frac{M_{\text{Pl}}^2}{2} \sqrt{-g} R + \frac{3}{2} \pi \square \pi + \frac{3\beta}{2\Lambda_3^3} (\partial\pi)^2 \square \pi + \frac{\beta^2}{2\Lambda_3^6} (\partial\pi)^2 ((\partial_\alpha \partial_\beta \pi)^2 - (\square\pi)^2) + \mathcal{L}_{\text{mat}}[\psi, \tilde{g}_{\mu\nu}] \quad (1.109)$$

where β is an arbitrary constant and matter fields ψ do not couple to the metric $g_{\mu\nu}$ but to $\tilde{g}_{\mu\nu} = g_{\mu\nu} + \pi \eta_{\mu\nu} + \frac{\beta}{\Lambda_3^3} \partial_\mu \pi \partial_\nu \pi$. Here again, the recovery of GR in the UV is possible via a strong coupling phenomena, where the interactions for π are already important at the scale $\Lambda_3 \ll M_{\text{Pl}}$, well before the interactions for the usual helicity-2 mode. This strong coupling, as well as the peculiar coupling to matter sources, have distinguishable features in cosmology as is explained below (Afshordi et al., 2009; Jain & Khoury, 2010).

Observations

All models of modified gravity presented in this section have in common the presence of at least one additional helicity-0 degree of freedom which is not an arbitrary scalar, but descends from a full-fledged spin-two field. As such it has no potential and enters the Lagrangian via very specific derivative terms fixed by symmetries. However tests of gravity severely constrain the presence of additional scalar degrees of freedom. As is well known, in theories of massive gravity the helicity-0 mode can evade fifth force constraints in the vicinity of matter if the helicity-0 mode interactions are important enough to freeze out the field fluctuations (Vainshtein, 1972). This Vainshtein mechanism is similar in spirit but different in practise to the chameleon and symmetron mechanisms presented in detail in the next section. One key difference relies on the presence of derivative interactions rather than a specific potential. So rather than becoming massive in dense regions, in the Vainshtein mechanism the helicity-0 mode becomes weakly coupled to matter (and light, *i.e.* sources in general) at high energy. This screening of scalar mode can yet have distinct signatures in cosmology and in particular for structure formation.

Screening Mechanisms

While quintessence introduces a new degree of freedom to explain the late time acceleration of the Universe, the idea behind modified gravity is instead to tackle the core of the cosmological constant problem and its tuning issues as well as screening any fifth forces that would come from the introduction of extra degrees of freedom. As we have mentioned at the end of the previous subsection, the strength with which these new degrees of freedom can couple to the fields of the standard model is very tightly constrained by searches for fifth forces and violations of the weak equivalence principle. Typically the strength of the scalar mediated interaction is required to be orders of magnitude weaker than gravity. It is possible to tune this coupling to be as small as is required, leading however to additional naturalness problems. Here we discuss in more detail a number of ways in which new scalar degrees of freedom can naturally couple to standard model

fields, whilst still being in agreement with observations, because a dynamical mechanism ensures that their effects are screened in laboratory and solar system tests of gravity. This is done by making some property of the field dependent on the background environment under consideration. These models typically fall into two classes; either the field becomes massive in a dense environment so that the scalar force is suppressed because the Compton wavelength of the interaction is small, or the coupling to matter becomes weaker in dense environments to ensure that the effects of the scalar are suppressed. Both types of behaviour require the presence on non-linearities.

Density Dependent Masses: The Chameleon. The chameleon (Khoury & Weltman, 2004) is the archetypal model of a scalar field with a mass that depends on its environment, becoming heavy in dense environments and light in diffuse ones. The ingredients for construction of a chameleon model are a conformal coupling between the scalar field and the matter fields of the standard model, and a potential for the scalar field which includes relevant self-interaction terms.

In the presence of non-relativistic matter these two pieces conspire to give rise to an effective potential for the scalar field

$$V_{eff}(\phi) = V(\phi) + \rho A(\phi), \quad (1.110)$$

where $V(\phi)$ is the bare potential, ρ the local energy density and $A(\phi)$ the conformal coupling function. For suitable choices of $A(\phi)$ and $V(\phi)$ the effective potential has a minimum and the position of the minimum depends on ρ . Self-interaction terms in $V(\phi)$ ensure that the mass of the field in this minimum also depends on ρ so that the field becomes more massive in denser environments.

The environmental dependence of the mass of the field allows the chameleon to avoid the constraints of fifth force experiments through what is known as the thin-shell effect. If a dense object is embedded in a diffuse background the chameleon is massive inside the object. There, its Compton wavelength is small. If the Compton wavelength is smaller than the size of the object then scalar mediated force felt by an observer at infinity is sourced, not by the entire object, but instead only by a thin shell of matter (of depth the Compton wavelength) at the surface. This leads to a natural suppression of the force without the need to fine tune the coupling constant.

Density Dependent couplings.

The Vainshtein Mechanism. In models such as DGP and the Galileon the effects of the scalar field are screened by the Vainshtein mechanism (Vainshtein, 1972; Deffayet et al., 2002b). This occurs when nonlinear, higher derivative operators are present in the Lagrangian for a scalar field, arranged in such a way that the equations of motion for the field are still second order, such as the interactions presented in (1.104).

In the presence of a massive source the non-linear terms force the suppression of the scalar force in the vicinity of a massive object. The radius within which the scalar force is suppressed is known as the Vainshtein radius. As an example in the DGP model the Vainshtein radius around a massive object of mass M is

$$r_* \sim \left(\frac{M}{4\pi M_{Pl}} \right)^{1/3} \frac{1}{\Lambda}, \quad (1.111)$$

where Λ is the strong coupling scale introduced in section 1.4.6. For the Sun, if $m \sim 10^{-33}\text{eV}$, or in other words, $\Lambda^{-1} = 1000\text{km}$, then the Vainshtein radius is $r_* \sim 10^2$ pc.

Inside the Vainshtein radius, when the non-linear, higher derivative terms become important they cause the kinetic terms for scalar fluctuations to become large. This can be interpreted as a relative weakening of the coupling between the scalar field and matter. In this way the strength of the interaction is suppressed in the vicinity of massive objects.

The Symmetron. The symmetron model (Hinterbichler & Khoury, 2010) is in many ways similar to the chameleon model discussed above. It requires a conformal coupling between the scalar

field and the standard model and a potential of a certain form. In the presence of non-relativistic matter this leads to an effective potential for the scalar field

$$V_{eff}(\phi) = -\frac{1}{2} \left(\frac{\rho}{M^2} - \mu^2 \right) + \frac{1}{4} \lambda \phi^4, \quad (1.112)$$

where M , μ and λ are parameters of the model, and ρ is the local energy density.

In sufficiently dense environments, $\rho > \mu^2 M^2$, the field sits in a minimum at the origin. As the local density drops the symmetry of the field is spontaneously broken and the field falls into one of the two new minima with a non-zero vacuum expectation value. In high density symmetry-restoring environments, the scalar field vacuum expectation value should be near zero and fluctuations of the field should not couple to matter. Thus the symmetron force in the exterior of a massive object is suppressed because the field does not couple to the core of the object.

The Olive-Pospelov Model. The Olive-Pospelov model (Olive & Pospelov, 2008) again uses a scalar conformally coupled to matter. In this construction both the coupling function and the scalar field potential are chosen to have quadratic minima. If the background field takes the value that minimises the coupling function then fluctuations of the scalar field decouple from matter. In non relativistic environments the scalar field feels an effective potential which is a combinations of these two functions. In high density environments the field is very close to the value which minimises the form of the coupling function. In low density environments the field relaxes to the minimum of the bare potential. Thus the interactions of the scalar field are suppressed in dense environments.

1.4.7 Einstein Aether and its Generalizations

In 1983 it was suggested by Milgrom (Milgrom, 1983) that the emerging evidence for the presence of dark matter in galaxies could follow from a modification either to how ‘baryonic’ matter responded to the Newtonian gravitational field it created or to how the gravitational field was related to the baryonic matter density. Collectively these ideas are referred to as MODified Newtonian Dynamics (henceforth MOND). By way of illustration, MOND may be considered as a modification to the nonrelativistic Poisson equation:

$$\nabla \cdot \left(\mu \left(\frac{|\nabla \Psi|}{a_0} \right) \nabla \Psi \right) = 4\pi G \rho \quad (1.113)$$

where Ψ is the gravitational potential, a_0 is a number with dimensions Length^{-1} and ρ is the baryonic matter density. The number a_0 is determined by looking at the dynamics of visible matter in galaxies (Sanders & McGaugh (2002)). The function $\mu(x)$ would simply be equal to unity in Newtonian gravity. In MOND, the functional form is only fixed at its limits: $\mu \rightarrow 1$ as $x \rightarrow \infty$ and $\mu \rightarrow x$ as $x \rightarrow 0$.

We are naturally interested in a relativistic version of such a proposal. The building block is the perturbed space time metric already introduced in Eq. 1.15

$$ds^2 = -(1 + 2\Psi)dt^2 + (1 - 2\Phi)a^2(t)(dR^2 + R^2 d\Omega^2) \quad (1.114)$$

A simple approach is to introduce a dynamical clock field, which we will call A^μ . If it has solutions aligned with the field t^μ then it will be sensitive to Ψ . The dynamical nature of the field implies that it should have an action will contain gradients of the field and thus potentially scalars formed from gradients of Ψ , as we seek. A family of covariant actions for the clock field is as follows (Zlosnik et al. (2007)):

$$I[g^{ab}, A^a, \lambda] = \frac{1}{16\pi G} \int d^4x \sqrt{-g} \left[\frac{1}{\ell^2} F(K) + \lambda (A^a A_a + 1) \right]$$

where

$$K = \ell^2 K^{\mu\nu\gamma\delta} \nabla_\mu A_\nu \nabla_\gamma A_\delta \quad (1.115)$$

with

$$K^{\mu\nu\gamma\delta} = c_1 g^{\mu\gamma} g^{\nu\delta} + c_2 g^{\mu\nu} g^{\gamma\delta} + c_3 g^{\mu\delta} g^{\nu\gamma} \quad (1.116)$$

The quantity ℓ is a number with dimensions of length, the c_A are dimensionless constants, the Lagrange multiplier field λ enforces the unit-timelike constraint on A^a , and F is a function. These models have been termed Generalized Einstein-Aether (GEA) theories, emphasising the coexistence of general covariance and a ‘preferred’ state of rest in the model-i.e. keeping time with A^μ .

Indeed, when the geometry is of the form (1.114), anisotropic stresses are negligible and A^μ is aligned with the flow of time t^μ , then one can find appropriate values of the c_A and ℓ such that K is dominated by a term equal to $|\nabla\Psi|^2/a_0^2$. This influence then leads to a modification to the time-time component of Einstein’s equations: instead of reducing to Poisson’s equation, one recovers an equation of the form (1.113). Therefore the models are successful covariant realizations of MOND.

Interestingly, in the FLRW limit $\Phi, \Psi \rightarrow 0$, the time-time component of Einstein’s equations in the GEA model becomes a modified Friedmann equation:

$$\beta \left(\frac{H^2}{a_0^2} \right) H^2 = \frac{8\pi G\rho}{3} \quad (1.117)$$

where the function β is related to F and its derivatives with respect to K . The dynamics in galaxies prefer a value a_0 of the order the Hubble parameter today H_0 (Sanders & McGaugh (2002)) and so one typically gets a modification to the background expansion with a characteristic scale H_0 i.e. the scale associated with modified gravity models that produce dark energy effects. Ultimately the GEA model is a phenomenological one and as such there currently lack deeper reasons to favour any particular form of F . However, one may gain insight into the possible solutions of (1.117) by looking at simple forms for F . In (Zuntz et al. (2010)) the monomial case $F \propto K^{n_{ae}}$ was considered where the kinetic index n_{ae} was allowed to vary. Solutions with accelerated expansion were found that could mimic dark energy.

Returning to the original motivation behind the theory, the next step is to look at the theory on cosmological scales and see whether the GEA models are realistic alternatives to dark matter. As emphasized, the additional structure in spacetime is dynamical and so possesses independent degrees of freedom. As the model is assumed to be uncoupled to other matter, the gravitational field equations would regard the influence of these degrees freedom as a type of dark matter (possibly coupled non-minimally to gravity, and not necessarily ‘cold’).

The possibility that the model may then be a viable alternative to the dark sector in background cosmology and linear cosmological perturbations has been explored in depth in (Zlosnik et al. (2008)), (Li et al. (2008a)) and (Zuntz et al. (2010)). As an alternative to dark matter, it was found that the GEA models could replicate some but not all of the following features of cold dark matter: influence on background dynamics of the universe; negligible sound speed of perturbations; growth rate of dark matter ‘overdensity’; absence of anisotropic stress and contribution to the cosmological Poisson equation; effective minimal coupling to the gravitational field; When compared to the data from large scale structure and the CMB, the model fared significantly less well than the Concordance Model and so is excluded. If one relaxes the requirement that the vector field is responsible for the effects of cosmological dark matter, one can look at the model as one responsible only for the effects of dark energy. It was found (Zuntz et al. (2010)) that the current most stringent constraints on the model’s success as dark energy were from constraints on the size of large scale CMB anisotropy. Specifically, possible variation in $w(z)$ of the ‘dark energy’ along with new degrees of freedom sourcing anisotropic stress in the perturbations was found to lead to new, non-standard time variation of the potentials Φ and Ψ . These time variations source large scale anisotropies via the integrated Sachs-Wolfe effect, and the parameter space of the model is constrained in avoiding the effect becoming too pronounced.

In spite of this, given the status of current experimental bounds it is conceivable that a more successful alternative to the dark sector may share some of these points of departure from the Concordance Model and yet fare significantly better at the level of the background and linear perturbations.

1.4.8 The Tensor-Vector-Scalar Theory of Gravity

Another proposal for a theory of modified gravity arising from Milgrom's observation is the Tensor-Vector-Scalar Theory of Gravity, or TeVeS. TeVeS theory is *bimetric* with two frames: the "Geometric frame" for the gravitational fields, and the "Physical frame", for the matter fields. The three gravitational fields are the metric \tilde{g}_{ab} (with connection $\tilde{\nabla}_a$) that we refer to as the Geometric metric, the vector field A_a and the scalar field ϕ . The action for all matter fields, uses a single physical metric g_{ab} (with connection ∇_a). The two metrics are related via an algebraic, diffeomorphism relation (Bekenstein, 1993) as

$$g_{ab} = e^{-2\phi}\tilde{g}_{ab} - 2\sinh(2\phi)A_aA_b. \quad (1.118)$$

Just like in the Generalized Einstein-Aether Theories, the vector field is further enforced to be unit-timelike with respect to the geometric metric, i.e.

$$\tilde{g}^{ab}A_aA_b = A^aA_a = -1 \quad (1.119)$$

The theory is based on an action S , which is split as $S = S_{\tilde{g}} + S_A + S_\phi + S_m$ where

$$S_{\tilde{g}} = \frac{1}{16\pi G} \int d^4x \sqrt{-\tilde{g}} \tilde{R}, \quad (1.120)$$

where \tilde{g} and \tilde{R} are the determinant and scalar curvature of $\tilde{g}_{\mu\nu}$ respectively and G is the bare gravitational constant,

$$S_A = -\frac{1}{32\pi G} \int d^4x \sqrt{-\tilde{g}} [KF^{ab}F_{ab} - 2\lambda(A_aA^a + 1)], \quad (1.121)$$

where $F_{ab} = \nabla_aA_b - \nabla_bA_a$ leads to a Maxwellian kinetic term and λ is a Lagrange multiplier ensuring the unit-timelike constraint on A_a and K is a dimensionless constant (note that indices on F_{ab} are raised using the geometric metric, i.e. $F^a_b = \tilde{g}^{ac}F_{cb}$) and

$$S_\phi = -\frac{1}{16\pi G} \int d^4x \sqrt{-\tilde{g}} \left[\mu \hat{g}^{ab} \tilde{\nabla}_a \phi \tilde{\nabla}_b \phi + V(\mu) \right] \quad (1.122)$$

where μ is a non-dynamical dimensionless scalar field, $\hat{g}^{ab} = \tilde{g}^{ab} - A^aA^b$ and $V(\mu)$ is an arbitrary function which typically depends on a scale ℓ_B . The matter is coupled only to the physical metric g_{ab} and defines the matter stress-energy tensor T_{ab} through $\delta S_m = -\frac{1}{2} \int d^4x \sqrt{-g} T_{ab} \delta g^{ab}$. The TeVeS action can be written entirely in the physical frame (Zlosnik et al., 2006; Skordis, 2009b) or in a diagonal frame (Skordis, 2009b) where the scalar and vector fields decouple.

In a Friedman Universe, the cosmological evolution is governed by the Friedmann equation

$$3\tilde{H}^2 = 8\pi G e^{-2\phi} (\rho_\phi + \rho) \quad (1.123)$$

where \tilde{H} is the Hubble rate in terms of the geometric scale factor, ρ is the physical matter density which obeys the energy conservation equation with respect to the physical metric and where the scalar field energy density is

$$\rho_\phi = \frac{e^{2\phi}}{16\pi G} \left(\mu \frac{dV}{d\mu} + V \right) \quad (1.124)$$

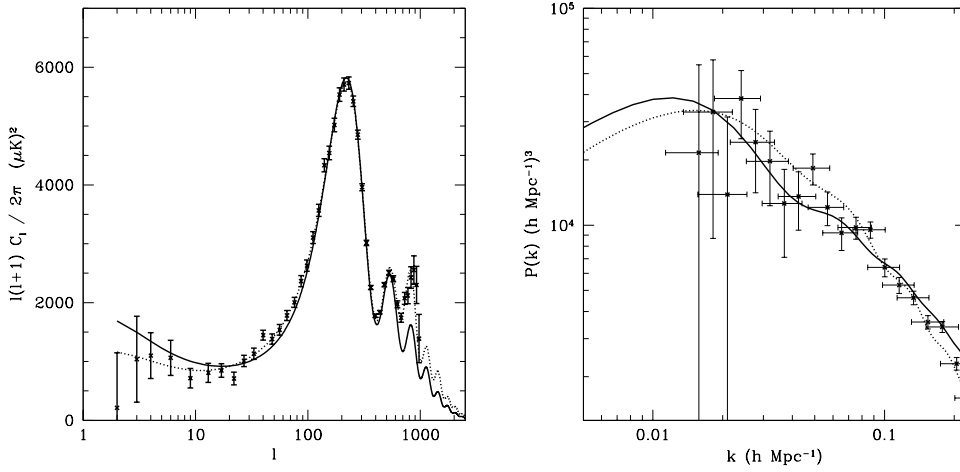


Figure 1.1: LEFT: the Cosmic Microwave Background angular power spectrum $l(l+1)C_l/(2\pi)$ for TeVeS (solid) and Λ CDM (dotted) with WMAP 5-year data (Nolta et al., 2009). RIGHT: the matter power spectrum $P(k)$ for TeVeS (solid) and Λ CDM (dotted) plotted with SDSS data.

Exact analytical and numerical solutions with the Bekenstein free function have been found in Skordis et al. (2006) and in Dodelson & Liguori (2006). It turns out that energy density tracks the matter fluid energy density. The ratio of the energy density of the scalar field to that of ordinary matter is approximately constant, so that the scalar field exactly tracks the matter dynamics. In realistic situations, the radiation era tracker is almost never realized, as has been noted by Dodelson and Liguori, but rather ρ_ϕ is subdominant and slowly-rolling and $\phi \propto a^{4/5}$. Bourliot et al. (2007) studied more general free functions which have the Bekenstein function as a special case and found a whole range of behaviour, from tracking and accelerated expansion to finite time singularities. Diaz-Rivera et al. (2006) have studied cases where the cosmological TeVeS equations lead to inflationary/accelerated expansion solutions.

Although no further studies of accelerated expansion in TeVeS have been performed, it is very plausible that certain choices of function will inevitably lead to acceleration. It is easy to see that the scalar field action has the same form as a k-essence/k-inflation (Armendariz-Picon et al., 2000) action which has been considered as a candidate theory for acceleration. It is unknown in general whether this has similar features as the uncoupled k-essence, although Zhao's study indicates that this a promising research direction (Zhao, 2008).

In TeVeS, cold dark matter is absent. Therefore in order to get acceptable values for the physical Hubble constant today (i.e. around $H_0 \sim 70 \text{ Km/s/Mpc}$), we have to supplement the absence of CDM with something else. Possibilities include the scalar field itself, massive neutrinos (Skordis et al., 2006; Ferreira et al., 2008) and a cosmological constant. At the same time, one has to get the right angular diameter distance to recombination (Ferreira et al., 2008). These two requirements can place severe constraints on the allowed free functions.

Until TeVeS was proposed and studied in detail, MOND-type theories were assumed to be fatally flawed: their lack of a dark matter component would necessarily prevent the formation of large scale structure compatible with current observational data. In the case of an Einstein Universe, it is well known that, since baryons are coupled to photons before recombination they do not have enough time to grow into structures on their own. In particular, on scales smaller than the diffusion damping scale perturbations in such a Universe are exponentially damped due to the Silk-damping effect. CDM solves all of these problems because it does not couple to photons and therefore can start creating potential wells early on, to which the baryons fall into.

TeVes contains two additional fields, which change the structure of the equations significantly. The first study of TeVeS predictions for Large Scale Structure observations was conducted in Skordis et al. (2006). They found that TeVeS can indeed form large scale structure compatible with observations depending on the choice of TeVeS parameters in the free function. In fact the form of the matter power spectrum $P(k)$ in TeVeS looks quite similar to that in Λ CDM. Thus TeVeS can produce matter power spectra that cannot be distinguished from Λ CDM by current observations. One would have to turn to other observables to distinguish the two models. The power spectra for TeVeS and Λ CDM are plotted on the right panel of Figure 1.1. Dodelson & Liguori (2006) provided an analytical explanation of the growth of structure seen numerically by Skordis et al. (2006) and found that the growth in TeVeS is due to the vector field perturbation.

It is premature to claim (as in Slosar et al. (2005); Spergel et al. (2007)) that only a theory with CDM can fit CMB observations; a prime example to the contrary is the EBI theory Banados et al. (2009). Nevertheless, in the case of TeVeS Skordis et al. (2006) numerically solved the linear Boltzmann equation in the case of TeVeS and calculated the CMB angular power spectrum for TeVeS. By using initial conditions close to adiabatic the spectrum thus found provides very poor fit as compared to the Λ CDM model (see the left panel of Figure 1.1). The CMB seems to put TeVeS into trouble, at least for the Bekenstein free function. The result of Dodelson & Liguori (2006) has a further direct consequence. The difference $\Phi - \Psi$, sometimes named the gravitational slip (see Sec. 1.3.2), has additional contributions coming from the perturbed vector field α . Since the vector field is required to grow in order to drive structure formation, it will inevitably lead to a growing $\Phi - \Psi$. If the difference $\Phi - \Psi$ can be measured observationally, it can provide a substantial test of TeVeS that can distinguish TeVeS from Λ CDM.

1.5 Generic properties of dark energy and modified gravity models

This section explores some generic issues that are not connected to particular models (although we use some specific models as examples). First, we ask ourselves to which precision we should measure w in order to make a significant progress in understanding dark energy. Second, we discuss the role of the anisotropic stress in distinguishing between dark energy and modified gravity models. Finally, we present some general consistency relations among the perturbation variables that all models of modified gravity should fulfill.

1.5.1 To which precision should we measure w ?

Two crucial questions that are often asked in the context of dark energy surveys:

- Since w is so close to -1 , do we not already know that the dark energy is a cosmological constant?
- To which precision should we measure w ? Or equivalently, why is the Euclid target precision of about 0.01 on w_0 and 0.1 on w_a interesting?

In this section we will attempt to answer these questions at least partially, in two different ways. We will start by examining whether we can draw useful lessons from inflation, and then we will look at what we can learn from arguments based on Bayesian model comparison.

Lessons from inflation

In all probability the observed late-time acceleration of the Universe is not the first period of accelerated expansion that occurred during its evolution: The current standard model of cosmology incorporates a much earlier phase with $\ddot{a} > 0$, called inflation. Such a period provides a natural explanation for several late-time observations:

- Why is the Universe very close to being spatially flat?
- Why do we observe homogeneity and isotropy on scales that were naively never in causal contact?
- What created the initial fluctuations?

In addition, inflation provides a mechanism to get rid of unwanted relics from phase transitions in the early universe, like monopoles, that arise in certain scenarios (e.g. grand-unified theories).

While there is no conclusive proof that an inflationary phase took place in the early universe, it is surprisingly difficult to create the observed fluctuation spectrum in alternative scenarios that are strictly causal and only act on sub-horizon scales (Spergel & Zaldarriaga, 1997; Scodeller et al., 2009).

If however inflation took place, then it seems natural to ask the question whether its observed properties appear similar to the current knowledge about the dark energy, and if yes, whether we can use inflation to learn something about the dark energy. The first lesson to draw from inflation is that it was not due to a pure cosmological constant. This is immediately clear since we exist: inflation ended. We can go even further: if Planck confirms the observations of a deviation from a scale invariant initial spectrum ($n_s \neq 1$) of WMAP (Komatsu et al., 2011) then this excludes an exactly exponential expansion during the observable epoch and thus also a temporary, effective cosmological constant.

If there had been any observers during the observationally accessible period of inflation, what would they have been seeing? Following the analysis in Ilic et al. (2010), we notice that

$$1 + w = -\frac{2}{3} \frac{\dot{H}}{H^2} = \frac{2}{3} \epsilon_H, \quad (1.125)$$

where $\epsilon_H \equiv 2M_{\text{Pl}}^2 (H'/H)^2$ and here the prime denotes a derivative with respect to the inflaton field. Since therefore the tensor-to-scalar ratio is linked to the equation of state parameter through $r \sim 24(1+w)$ we can immediately conclude that no deviation of from $w = -1$ during inflation has been observed so far, just as no such deviation has been observed for the contemporary dark energy. At least in this respect inflation and the dark energy look similar. However, we also know that

$$\frac{d \ln(1+w)}{dN} = 2(\eta_H - \epsilon_H) \quad (1.126)$$

where $\eta_H \equiv 2M_{\text{Pl}}^2 H''/H$ is related to the scalar spectral index by $2\eta_H = (n_s - 1) + 4\epsilon_H$. Thus if $n_s \neq 1$ we have that either $\eta_H \neq 0$ or $\epsilon_H \neq 0$, and consequently either $w \neq -1$ or w is not constant.

As already said earlier, we conclude that inflation is not due to a cosmological constant. However, an observer back then would nonetheless have found $w \approx -1$. Thus, observation of $w \approx -1$ (at least down to an error of about 0.02, see Figure 1.2) does not provide a very strong reason to believe that we are dealing with a cosmological constant.

We can rewrite Eq. (1.126) as

$$(1+w) = -\frac{1}{6}(n_s - 1) + \frac{\eta_H}{3} \approx 0.007 + \frac{\eta_H}{3}. \quad (1.127)$$

Naively it would appear rather fine-tuned if η_H precisely cancelled the observed contribution from $n_s - 1$. Following this line of reasoning, if ϵ_H and η_H are of about the same size, then we would expect $1+w$ to be about 0.005 to 0.015, well within current experimental bounds and roughly at the limit of what Euclid will be able to observe.

However, this last argument is highly speculative, and at least for inflation we know that there are classes of models where the cancellation is indeed natural, which is why one cannot give a lower limit for the amplitude of primordial gravitational waves. On the other hand, the observed period

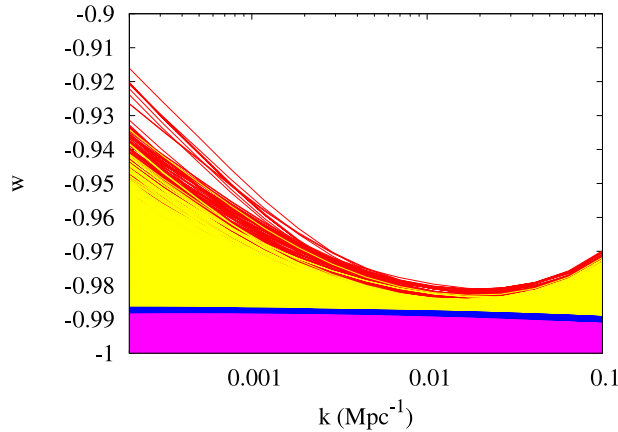


Figure 1.2: The evolution of w as a function of the comoving scale k , using only the 5-year WMAP CMB data. Red and yellow are the 95% and 68% confidence regions for the LV formalism. Blue and purple are the same for the flow-equation formalism. From the outside inward, the colored regions are red, yellow, blue, and purple. [Figure from Ilic et al 2010]

of inflation is probably in the middle of a long slow-roll phase during which w tends to be close to -1 (cf Fig. 1.3), while near the end of inflation the deviations become large. Additionally, inflation happened at an energy scale somewhere between 1 MeV and the Planck scale, while the energy scale of the late time accelerated expansion is of the order of 10^{-3} eV. At least in this respect the two are very different.

When should we stop: Bayesian model comparison

In the previous section we saw that inflation provides an argument why an observation of $w \approx -1$ need not support a cosmological constant strongly. Let us now investigate this argument more precisely with Bayesian model comparison. One model, M_0 , posits that the accelerated expansion is due to a cosmological constant. The other models assume that the dark energy is dynamical, in a way that is well parametrised either by an arbitrary constant w (model M_1) or by a linear fit $w(a) = w_0 + (1 - a)w_a$ (model M_2). Under the assumption that no deviation from $w = -1$ will be detected in the future, at which point should we stop trying to measure w ever more accurately? The relevant target here is to quantify at what point we will be able to rule out an entire class of theoretical dark energy models (when compared to Λ CDM) at a certain threshold for the strength of evidence.

Here we are using the constant and linear parametrisation of w because on the one hand we can consider the constant w to be an effective quantity, averaged over redshift with the appropriate weighting factor for the observable, see Simpson & Bridle 2006, and on the other hand because the precision targets for observations are conventionally phrased in terms of the figure of merit (FoM) given by $1/\sqrt{|\text{Cov}(w_0, w_a)|}$. We will therefore find a direct link between the model probability and the FoM. It would be an interesting exercise to repeat the calculations with a more general model, using e.g. PCA, although we would expect to reach a similar conclusion.

Bayesian model comparison aims to compute the relative model probability

$$\frac{P(M_0|d)}{P(M_1|d)} = \frac{P(d|M_0) P(M_0)}{P(d|M_1) P(M_1)} \quad (1.128)$$

where we used Bayes formula and where $B_{01} \equiv P(d|M_0)/P(d|M_1)$ is called the Bayes factor. The Bayes factor is the amount by which our relative belief in the two models is modified by the data, with $\ln B_{01} > (< 0)$ indicating a preference for model 0 (model 1). Since the model M_0 is nested

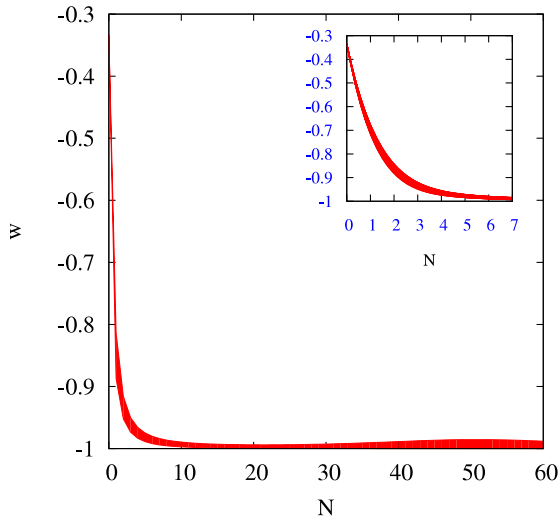


Figure 1.3: The complete evolution of $w(N)$, from the flow-equation results accepted by the CMB likelihood. Inflation is made to end at $N = 0$ where $w(N = 0) = -1/3$ corresponding to $\epsilon_H(N = 0) = 1$. For our choice of priors on the slow-roll parameters at $N = 0$, we find that w decreases rapidly towards -1 (see inset) and stays close to it during the period when the observable scales leave the horizon ($N \approx 40 - 60$). [Figure from Ilic et al 2010]

in M_1 at the point $w = -1$ and in model M_2 at $(w_0 = -1, w_a = 0)$, we can use the Savage-Dickey (SD) density ratio (e.g. Trotta, 2007a). Based on SD, the Bayes factor between the two models is just the ratio of posterior to prior at $w = -1$ or at $(w_0 = -1, w_a = 0)$, marginalised over all other parameters.

Let us start by following Trotta (2009) and consider the Bayes factor B_{01} between a cosmological constant model $w = -1$ and a free but constant effective w . If we assume that the data are compatible with $w_{\text{eff}} = -1$ with an uncertainty σ , then the Bayes factor in favour of a cosmological constant is given by

$$B = \sqrt{\frac{2}{\pi}} \frac{\Delta_+ + \Delta_-}{\sigma} \left[\text{erfc} \left(-\frac{\Delta_+}{\sqrt{2}\sigma} \right) - \text{erfc} \left(\frac{\Delta_-}{\sqrt{2}\sigma} \right) \right]^{-1}, \quad (1.129)$$

where for the evolving dark energy model we have adopted a flat prior in the region $-1 - \Delta_- \leq w_{\text{eff}} \leq -1 + \Delta_+$ and we have made use of the Savage-Dickey density ratio formula (see Trotta, 2007a). The prior, of total width $\Delta = \Delta_+ + \Delta_-$, is best interpreted as a factor describing the predictivity of the dark energy model under consideration. For instance, in a model where dark energy is a fluid with a negative pressure but satisfying the strong energy condition we have that $\Delta_+ = 2/3, \Delta_- = 0$. On the other hand, phantom models will be described by $\Delta_+ = 0, \Delta_- > 0$, with the latter being possibly rather large. A model with a large Δ will be more generic and less predictive, and therefore is disfavoured by the Occam's razor of Bayesian model selection, see Eq. (1.129). According to the Jeffreys' scale for the strength of evidence, we have a moderate (strong) preference for the cosmological constant model for $2.5 < \ln B_{01} < 5.0$ ($\ln B_{01} > 5.0$), corresponding to posterior odds of 12 : 1 to 150 : 1 (above 150 : 1).

We plot in Fig. 1.4 contours of constant observational accuracy σ in the model predictivity space (Δ_-, Δ_+) for $\ln B = 3.0$ from Eq. (1.129), corresponding to odds of 20 to 1 in favour of a cosmological constant (slightly above the “moderate” threshold. The figure can be interpreted as giving the space of extended models that can be significantly disfavoured with respect to $w = -1$ at a given accuracy. The results for the 3 benchmark models mentioned above (fluid-like, phantom or small departures from $w = -1$) are summarized in Table 1.1. Instead, we can ask the question which precision needs to be reached to support Λ CDM at a given level. This is shown in table 1.2 for

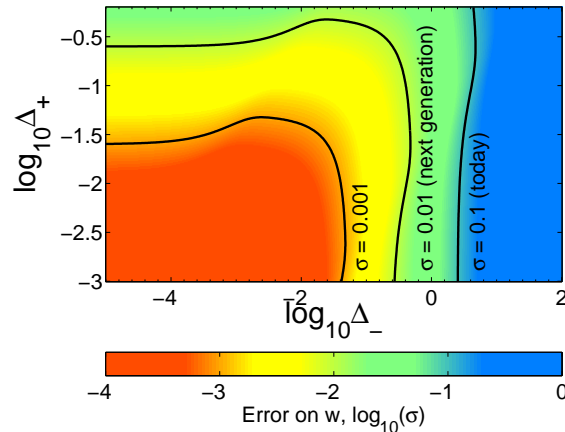


Figure 1.4: Required accuracy on $w_{\text{eff}} = -1$ to obtain strong evidence against a model where $-1 - \Delta_- \leq w_{\text{eff}} \leq -1 + \Delta_+$ as compared to a cosmological constant model, $w = -1$. For a given σ , models to the right and above the contour are disfavoured with odds of more than 20 : 1.

Model	(Δ_+, Δ_-)	$\ln B$ today ($\sigma = 0.1$)
Phantom	(0, 10)	4.4 (strongly disfavoured)
Fluid-like	(2/3, 0)	1.7 (slightly disfavoured)
Small departures	(0.01, 0.01)	0.0 (inconclusive)

Table 1.1: Strength of evidence disfavouring the three benchmark models against a cosmological constant model, using an indicative accuracy on $w = -1$ from present data, $\sigma \sim 0.1$.

odds 20:1 and 150:1. We see that to rule out a fluid-like model, which also covers the parameter space expected for canonical scalar field dark energy, we need to reach a precision comparable to the one that the Euclid satellite is expected to attain.

By considering the model M_2 we can also provide a direct link with the target DETF FoM: Let us choose (fairly arbitrarily) a flat probability distribution for the prior, of width Δw_0 and Δw_a in the dark energy parameters, so that the value of the prior is $1/(\Delta w_0 \Delta w_a)$ everywhere. Let us assume that the likelihood is Gaussian in w_0 and w_a and centred on Λ CDM (i.e. the data fully supports Λ as the dark energy).

As above, we need to distinguish different cases depending on the width of the prior. If you accept the argument of the previous section that we expect only a small deviation from $w = -1$, and set a prior width of order 0.01 on both w_0 and w_a , then the posterior is dominated by the prior, and the ratio will be of order 1 if the future data is compatible with $w = -1$. Since the precision of the experiment is comparable to the expected deviation, both Λ CDM and evolving dark energy are equally probable (as argued above and shown for model M_1 in table 1.1), and we have to wait for a detection of $w \neq -1$ or a significant further increase in precision (cf the last row in table 1.2).

Model	(Δ_+, Δ_-)	Required σ for odds	
		> 20 : 1	> 150 : 1
Phantom	(0, 10)	0.4	$5 \cdot 10^{-2}$
Fluid-like	(2/3, 0)	$3 \cdot 10^{-2}$	$3 \cdot 10^{-3}$
Small departures	(0.01, 0.01)	$4 \cdot 10^{-4}$	$5 \cdot 10^{-5}$

Table 1.2: Required accuracy for future surveys in order to disfavour the three benchmark models against $w = -1$ for two different strengths of evidence.

However, one often considers a much wider range for w , for example the fluid-like model with $w_0 \in [-1/3, -1]$ and $w_a \in [-1, 1]$ with equal probability (and neglecting some subtleties near $w = -1$). If the likelihood is much narrower than the prior range, then the value of the normalised posterior at $w = -1$ will be $2/(2\pi\sqrt{|\text{Cov}(w_0, w_a)|}) = \text{FoM}/\pi$ (since we excluded $w < -1$, else it would half this value). The Bayes factor is then given by

$$B_{01} = \frac{\Delta w_0 \Delta w_a \text{FoM}}{\pi}. \quad (1.130)$$

For the prior given above, we end up with $B_{01} \approx 4\text{FoM}/(3\pi) \approx 0.4\text{FoM}$. In order to reach a “decisive” Bayes factor, usually characterised as $\ln B > 5$ or $B > 150$, we thus need a figure of merit exceeding 375. Demanding that Euclid achieve a $\text{FoM} > 500$ places us therefore on the safe side and allows to reach the same conclusions (the ability to favour ΛCDM decisively *if* the data is in full agreement with $w = -1$) under small variations of the prior as well.

A similar analysis could be easily carried out to compare the cosmological constant model against departures from Einstein gravity, thus giving some useful insight into the potential of future surveys in terms of Bayesian model selection.

To summarize, we used inflation as a dark energy prototype to show that the current experimental bounds of $w \approx -1.0 \pm 0.1$ are not yet sufficient to significantly favour a cosmological constant over other models. In addition, even when expecting a deviation of $w = -1$ of order unity, our current knowledge of w does not allow us to favour Λ strongly in a Bayesian context. Here we showed that we need to reach a percent level accuracy both to have any chance of observing a deviation of w from -1 if the dark energy is similar to inflation, and because it is at this point that a cosmological constant starts to be favoured decisively for prior widths of order 1. In either scenario, we do not expect that we can improve our knowledge much with a lower precision measurement of w .

1.5.2 The effective anisotropic stress as evidence for modified gravity

As discussed in Sec. 1.4, all dark energy and modified gravity models can be described with the same effective metric degrees of freedom. This makes it impossible in principle to distinguish clearly between the two possibilities with cosmological observations alone. But while the cleanest tests would come from laboratory experiments, this may well be impossible to achieve. We would expect that model comparison analyses would still favour the correct model as it should provide the most elegant and economical description of the data. However, we may not know the correct model a priori, and it would be more useful if we could identify generic differences between the different classes of explanations, based on the phenomenological description that can be used directly to analyse the data.

Looking at the effective energy momentum tensor of the dark energy sector, we can either try to find a hint in the form of the pressure perturbation δp or in the effective anisotropic stress π . While also scalar field dark energy affects δp (and for multiple fields with different sound speeds in potentially quite complex ways), they generically have $\pi = 0$. The opposite is also true, modified gravity models have generically $\pi \neq 0$ (Kunz & Sapone, 2007). In the following sections we will first look at models with single extra degrees of freedom, for which we will find that $\pi \neq 0$ is a firm prediction. We will then consider the $f(R, G)$ case as an example for multiple degrees of freedom (Saltas & Kunz, 2010).

Modified gravity models with a single degree of freedom

In the prototypical scalar-tensor theory, where the scalar φ is coupled to R through $F(\varphi)R$, we find that $\pi \propto (F'/F)\delta\varphi$. This is very similar to the $f(R)$ case for which $\pi \propto (F'/F)\delta R$ (where now $F = df/dR$). In both cases the generic model with vanishing anisotropic stress is given by $F' = 0$, which corresponds to a constant coupling (for scalar-tensor) or $f(R) \propto R + \Lambda$. In both cases we

find the GR limit. The other possibility, $\delta\varphi = 0$ or $\delta R = 0$, imposes a very specific evolution on the perturbations that in general does not agree with observations.

Another possible way to build a theory that deviates from GR is to use a function of the second-order Lovelock function, the Gauss-Bonnet term $G \equiv R^2 - 4R_{\mu\nu}R^{\mu\nu} + R_{\alpha\beta\mu\nu}R^{\alpha\beta\mu\nu}$. The Gauss-Bonnet term by itself is a topological invariant in 4 space-time dimensions and does not contribute to the equation of motion. It is useful here since it avoids an Ostrogradski-type instability (Woodard, 2007). In $R + f(G)$ models, the situation is slightly more complicated than for the scalar-tensor case, as

$$\pi \sim \Phi - \Psi = 4H\dot{\xi}\Psi - 4\ddot{\xi}\Phi + 4\left(H^2 + \dot{H}\right)\delta\xi \quad (1.131)$$

where the dot denotes derivative with respect to ordinary time and $\xi = df/dG$ (see e.g. Saltas & Kunz). An obvious choice to force $\pi = 0$ is to take ξ constant, which leads to $R + G + \Lambda$ in the action, and thus again to GR in four space-time dimensions. There is no obvious way to exploit the extra ξ terms in Eq. (1.131), with the exception of curvature dominated evolution and on small scales (which is not very relevant for realistic cosmologies).

Finally, in DGP one has, with the notation of Amendola et al. (2008b),

$$\Phi - \Psi = \frac{2Hr_c - 1}{1 + Hr_c(3Hr_c - 2)}\Phi. \quad (1.132)$$

This expression vanishes for $Hr_c = 1/2$ (which is never reached in the usual scenario in which $Hr_c \rightarrow 1$ from above) and for $Hr_c \rightarrow \infty$ (for large Hr_c the expression in front of Φ in (1.132) vanishes like $1/(Hr_c)$). In the DGP scenario the absolute value of the anisotropic stress grows over time and approaches the limiting value of $\Phi - \Psi = \Phi/2$. The only way out is to set $r_c \propto M_4^2/M_5^3 \rightarrow \infty$. In this limit the five-dimensional part of the action is suppressed and we end up with the usual 4D GR action.

In all of these examples only the GR limit has consistently no effective anisotropic stress in situations compatible with observational results (matter dominated evolution with a transition towards a state with $w \ll -1/3$).

Balancing multiple degrees of freedom

In models with multiple degrees of freedom it is at least in principle possible to balance the contributions in order to achieve a net vanishing π . Saltas & Kunz (2010) study explicitly the case of $f(R, G)$ gravity (please refer to this paper for details). The general equation,

$$\Phi - \Psi = \frac{1}{F} \left[\delta F + 4H\dot{\xi}\Psi - 4\ddot{\xi}\Phi + 4\left(H^2 + \dot{H}\right)\delta\xi \right], \quad (1.133)$$

is rather complicated, and generically depends e.g. on scale of the perturbations (except for ξ constant, which in turn requires F constant for $\pi = 0$ and corresponds again to the GR limit). Looking only at small scales, $k \gg aH$, one finds

$$f_{RR} + 16(H^2 + \dot{H})(H^2 + 2\dot{H})f_{GG} + 4(2H^2 + 3\dot{H})f_{RG} = 0. \quad (1.134)$$

It is in principle possible to find simultaneous solutions of this equation and the modified Friedmann (0-0 Einstein) equation, for a given $H(t)$. As an example, the model $f(R, G) = R + G^n R^m$ with

$$n = \frac{1}{90} \left(11 \pm \sqrt{41} \right), \quad m = \frac{1}{180} \left(61 \pm 11\sqrt{41} \right) \quad (1.135)$$

allows for matter dominated evolution, $H = 2/(3t)$, and has no anisotropic stress. It is however not clear at all how to connect this model to different epochs and especially how to move towards a

future accelerated epoch with $\pi = 0$ as the above exponents are fine tuned to produce no anisotropic stress specifically only during matter domination.

The question of the period of accelerated expansion is indeed quite interesting. Usually models tend towards a future de Sitter state, which is also preferred by current observational limits on the effective dark energy equation of state parameter, roughly $w \approx -1 \pm 0.2$. In the de Sitter limit Eq. (1.133) loses its scale dependence, with the result agreeing to the corresponding limit of Eq. (1.134),

$$f_{RR} + 8H_0^2 f_{RG} + 16H_0^4 f_{GG} = 0. \quad (1.136)$$

This partial differential equation with constant coefficients, for the class of functions $f \equiv f(R, G)$ that give a vanishing anisotropic stress in de Sitter space, can be solved analytically:

$$f(R, G) = f_1(\Omega) + Rf_2(\Omega), \quad (1.137)$$

with $\Omega \equiv R - G/(4H_0^2)$, and f_1, f_2 arbitrary but analytic functions of Ω .

While this looks very promising, a detailed study of this class of models finds that they all suffer from severe instability problems (cf Saltas & Kunz). While a model of this class can have a de Sitter fix point, it appears to be impossible for these models to move asymptotically into a de Sitter state. Effectively the balance of the different degrees of freedom is replaced with an overall suppression, which in turn leads to rapid oscillations of the metric perturbations, and generically to a divergent $\delta\dot{H}$ for the background evolution.

In addition, the same rapid oscillations appear generically when trying to suppress all the extra degrees of freedom during a given epoch, for example when reconstructing a desired evolution of the universe (e.g. Fig. 2 of Pogosian & Silvestri (2008)).

Suppressing the extra, effective anisotropic stress in modified gravity models is surprisingly difficult. None of the standard examples with a single extra degree of freedom discussed above allows for a viable model with $\pi = 0$. While finely balanced solutions can be constructed for models with several degrees of freedom, one would need to link the motion in model space to the evolution of the universe, in order to preserve $\pi = 0$. This requires even more fine tuning, and in some cases is not possible at all, most notably for evolution to a de Sitter state. The effective anisotropic stress appears therefore to be a very good quantity to look at when searching for generic conclusions on the nature of the accelerated expansion from cosmological observations.

1.5.3 Consistency Conditions for Modified Gravity Theories

As explained in earlier sections of this report, modified gravity models cannot be distinguished from dark fluid models by using solely the FLRW background equations. Instead we must work with the Einstein equations at the order of linear perturbations. In the following section we will describe a method of constructing consistent metric-based theories of modified gravity. We begin by writing the perturbed Einstein field equations in the form:

$$\delta G_{ab} = 8\pi G \delta T_{ab} + \delta U_{ab} \quad (1.138)$$

where the stress-energy tensor δT_{ab} contains perturbations to all known fluids and dark matter, and the tensor δU_{ab} encapsulates our modifications. We do not implement a particular model of modified gravity (such as $f(R)$ or DGP theories), but instead follow the Parameterized Post-Friedmann (PPF) approach developed in Hu & Sawicki (2007); Hu (2008). The PPF approach is inspired by the Parameterized Post-Newtonian (PPN) formalism (Will & Nordtvedt (1972); Will (1971)), which uses a set of parameters to summarise leading-order deviations from Newtonian gravity. It was developed in the 1970s for the purpose of solar-system tests of General Relativity (GR), and is valid in weak-field, low-velocity scenarios. The PPF framework generalises this idea to cosmological scales, replacing the PPN parameters by functions of time and scale. A theory of modified gravity can be mapped onto these PPF functions, which in turn can be constrained by

data (Ferreira & Skordis (2010); Skordis (2009a); Baker et al. (2011) in prep.).

We begin by expanding the elements of δU_{ab} in terms of the gauge-invariant potential $\hat{\Phi}$ (equivalent to the Bardeen potential $-\Psi_H$, see Skordis (2009a)) and its m -th order derivatives $\hat{\Phi}^{(m)}$ with respect to conformal time. $\hat{\Phi}$ is equal to the usual gauge variable Φ in the conformal Newtonian gauge. For full generality we must also include terms in the gauge-invariant potential $\hat{\Psi}$, which is equivalent to the Bardeen potential Φ_A and conformal Newtonian Ψ . However, for the present we will restrict ourselves to modifications with only $\hat{\Phi}$ as an illustration of how the consistency conditions come into play.

We will use the following notation to denote components of δU_{ab} : $U_\Delta = -a^2 U_0^0$, $\nabla_i U_\theta = -a^2 U_i^0$, $U_P = a^2 U_i^i$ and $[\nabla^i \nabla_j - \frac{1}{3} \nabla^2 \delta_j^i] U_\Sigma = a^2 (U_j^i - \frac{1}{3} U_k^k \delta_j^i)$. We then write U_Δ , U_θ , U_P and U_Σ as:

$$\begin{aligned} U_\Delta &= \sum_{n=1}^N A_n k^{3-n} \hat{\Phi}^{(n-1)} \\ U_\theta &= \sum_{n=1}^M B_n k^{2-n} \hat{\Phi}^{(n-1)} \\ U_P &= \sum_{n=1}^Q C_n k^{3-n} \hat{\Phi}^{(n-1)} \\ U_\Sigma &= \sum_{n=1}^R D_n k^{1-n} \hat{\Phi}^{(n-1)} \end{aligned} \quad (1.139)$$

The dependence of functions A_n - D_n on a and k has been suppressed for clarity. We ensure energy conservation by applying the (Fourier-space) Bianchi identities; at the linearized level these impose the following restrictions:

$$\dot{U}_\Delta + \mathcal{H}U_\Delta + k^2 U_\theta + \mathcal{H}U_P = 0 \quad (1.140)$$

$$\dot{U}_\theta + 2\mathcal{H}U_\theta - \frac{1}{3}U_P + \frac{2}{3}k^2 U_\Sigma = 0 \quad (1.141)$$

where dots denote derivatives with respect to conformal time. The field $\hat{\Phi}$ is non-dynamical, so we do not wish to obtain an evolution equation for $\hat{\Phi}$ that does not contain matter perturbations. This can only be avoided if the coefficients of each derivative $\hat{\Phi}^{(n-1)}$ vanish individually. This means that eqns.(1.140) and (1.141) result in $N+1$ and $M+1$ constraint equations respectively (the '+1' arises from the differentiation of U_Δ and U_θ). Hence we can use the total of $(N+M+2)$ constraint equations to eliminate some of the $(N+M+Q+R)$ functions A_n - D_n , leaving us with $(Q+R-2)$ free functions. From eqns.(1.140) and (1.141) we find that the constraint equations that must be satisfied to ensure the coefficient of $\hat{\Phi}^{(n-1)}$ vanishes are:

$$\dot{A}_n + kA_{n-1} + \mathcal{H}A_n + kB_n + \mathcal{H}C_n = 0 \quad (1.142)$$

$$\dot{B}_n + kB_{n-1} + 2\mathcal{H}B_n - \frac{1}{3}kC_n + \frac{2}{3}kD_n = 0 \quad (1.143)$$

We will now specialise to the case in which we restrict the components of δU_{ab} to contain at most second-order derivatives, in line with the other terms of the Einstein field equations. However, we note that it is possible to construct consistent theories containing higher-order derivatives provided that we are careful in our choice of values for N , M , Q and R .

The potential $\hat{\Phi}$ contains first derivatives of the metric variables. The series for U_Δ and U_θ are differentiated in the Bianchi identities, so to obtain second-order equations we must keep the series for U_Δ and U_θ one order lower than the series for U_P and U_Σ . We therefore set $N=1$, $M=1$, $Q=2$, $R=2$ in eqns.(1.139), which gives us a theory with two free functions. The conventional approach

adopted in most of the literature (Bertschinger, 2006; Pogosian et al., 2010; Koivisto & Mota, 2006; Bean & Tangmatitham, 2010) is to utilise one of the free functions to set $D_2 = 0$. In the case that the shear component of δT_{ab} is negligible, the traceless space-space part of the perturbed Einstein field equations result in a gravitational slip between $\hat{\Phi}$ and $\hat{\Psi}$. Using the (Q, η) parameterization discussed in previous sections, the relation between the potentials is:

$$\hat{\Phi} = \eta \hat{\Psi} = \frac{1}{1 - D_1} \hat{\Psi} \quad (1.144)$$

The relation between D_1 and the variables (μ, Σ) used in §1.3.2 is $D_1 = 2(\Sigma - \mu)/(2\Sigma - \mu)$. Since we have already used one degree of freedom to set $D_2 = 0$, η is the only free function in this case. The value of Newton's constant remains unmodified, so $Q = Q_\Lambda = 1$.

It has been pointed out in Ferreira & Skordis (2010); Skordis (2009a) that truncating the series in U_Σ at $\hat{\Phi}$ may be unnecessarily restricted. The choice $D_2 = 0$ is usually made for convenience, but is lacking in physical motivation. Furthermore, it can be shown that using two free functions (Q, η) whilst maintaining $D_2 = 0$ is equivalent to invoking a theory of gravity that is higher than second-order in derivatives. Such theories frequently suffer issues of instability and ghost solutions. Maintaining $D_2 \neq 0$ in eqns.(1.139) permits a modification to Newton's constant in the Poisson equation, as introduced in §1.3.2:

$$-k^2 \hat{\Phi} = 4\pi G Q a^2 \sum_X \rho_X \Delta_X \quad (1.145)$$

where $\Delta_X = \delta_X + 3aH\theta_X$ is the gauge-invariant comoving density contrast, and X sums over all fluids contributing to the stress-energy tensor. Employing the constraint equations (1.142) and (1.143) we find that:

$$Q = \frac{1}{1 - \mathcal{H}_k D_2} \quad (1.146)$$

The slip between the potentials has the following format (conformal time is denoted by τ for this subsection only):

$$\eta^{-1} = 1 - D_1 - D_2 \frac{d \ln \hat{\Phi}}{d\tau} \quad (1.147)$$

Hence if $D_2 \neq 0$, η has an environmental dependence on the matter distribution. This suggests that the simple parameterization $\hat{\Phi} = \eta(a, k) \hat{\Psi}$ is insufficient to capture the structure of this theory.

Even if a $\dot{\hat{\Phi}}$ term is included in U_Σ , the scheme presented above is not general enough to encapsulate some of the most common modified gravity theories in the literature. $f(R)$ theories, scalar-tensor theories and Einstein-Aether theories all introduce additional degrees of freedom which must be included at both the background and perturbation level. As discussed earlier in this chapter, modifications to gravity are indistinguishable from dark fluids at the level of the background universe. Hence we can always rewrite a modified Friedmann equation in the form of the standard GR Friedmann equation plus an unknown fluid:

$$\mathcal{H}^2 = \frac{8\pi G a^2}{3} \sum_i \rho_i + a^2 X \quad (1.148)$$

where $\mathcal{H} = Ha$ and the sum is over conventional fluids and dark matter. Perturbations in the effective fluid X may not be fully expressible in terms of the metric variables $\hat{\Phi}$ and $\hat{\Psi}$. We incorporate these perturbations into an extension of the tensor δU_{ab} , which can then be written as a sum of three parts:

$$\delta U_{ab} = U_{ab}^{\text{met}}(\hat{\Phi}, \hat{\Psi}) + U_{ab}^X(\delta X) + U_{ab}^{\text{mix}}(X, \delta\rho) \quad (1.149)$$

U_{ab}^{met} has the form given in eqns.(1.139), U_{ab}^X contains the new degrees of freedom, and U_{ab}^{mix} contains terms mixing the extra fields and conventional fluid perturbations.

As an example, in a general Einstein-Aether theory the Friedmann equation becomes (Zlosnik et al., 2007) ;

$$\left[1 - \alpha K^{\frac{1}{2}} \frac{d}{dK} \left(\frac{\mathcal{F}}{K^{\frac{1}{2}}} \right)\right] \mathcal{H}^2 = \frac{8\pi G a^2}{3} \sum_i \rho_i \quad (1.150)$$

Please see Zlosnik et al. (2007) for definitions of the variables in this expression. Rearranging and comparing to eqn.(1.150) gives:

$$a^2 X = \alpha K^{\frac{1}{2}} \frac{d}{dK} \left(\frac{\mathcal{F}}{K^{\frac{1}{2}}} \right) \mathcal{H}^2 \quad (1.151)$$

Mapping Einstein-Aether and other theories onto the PPF framework means that constraints on the PPF parameters can be translated into constraints on a range of modified gravity theories.

1.6 Non linear aspects

In this Section we discuss how the nonlinear evolution of cosmic structures in the context of different non-standard cosmological models can be studied by means of numerical simulations based on N-body algorithms and of analytical approaches based on the spherical collapse model.

1.6.1 N-body simulations of Dark Energy and Modified Gravity

Here we discuss the numerical methods presently available for this type of analyses, and we review the main results obtained so far for different classes of alternative cosmologies. These include models where structure formation is affected only through a modified expansion history (Quintessence and Early Dark Energy models), and models where a direct modification of gravity for individual particle species (Interacting Dark Energy models and Growing neutrino models) or for all types of particles in the Universe (Modified Gravity models) is also present. The former have been introduced in Sec. 1.2.1 while the latter have been discussed in Sec. 1.4, respectively.

Quintessence and Early Dark Energy models

In general, in the context of flat FLRW cosmologies, any dynamical evolution of the dark energy density ($\rho_{\text{DE}} \neq \text{const.} = \rho_{\Lambda}$) determines a modification of the cosmic expansion history with respect to the standard Λ CDM cosmology. In other words, if the dark energy is a dynamical quantity, i.e. if its equation of state parameter $w \neq -1$, for any given set of cosmological parameters ($H_0, \Omega_{\text{CDM}}, \Omega_b, \Omega_{\text{DE}}, \Omega_{\text{rad}}$), the redshift evolution of the Hubble function $H(z)$ will differ from the standard Λ CDM case $H_{\Lambda}(z)$.

Quintessence models of dark energy (Wetterich, 1988; Ratra & Peebles, 1988b) based on a classical scalar field ϕ subject to a self-interaction potential $V(\phi)$ have an energy density $\rho_{\phi} \equiv \dot{\phi}^2/2 + V(\phi)$ that evolves in time according to the dynamical evolution of the scalar field, which is governed by the homogeneous Klein-Gordon equation:

$$\ddot{\phi} + 3H\dot{\phi} + \frac{dV}{d\phi} = 0. \quad (1.152)$$

Here the dot denotes derivation wrt ordinary time t .

For a canonical scalar field, the equation of state parameter $w_{\phi} \equiv \rho_{\phi}/p_{\phi}$ where $p_{\phi} \equiv \dot{\phi}^2/2 - V(\phi)$, will in general be larger than -1 , and the density of dark energy ρ_{ϕ} will consequently be larger than ρ_{Λ} at any redshift $z > 0$. Furthermore, as discussed in Sec. 1.4.3, for some simple choices of the potential function $V(\phi)$, as e.g. an exponential potential $V \propto \exp(-\alpha\phi/M_{\text{Pl}})$ or an inverse-power potential $V \propto (\phi/M_{\text{Pl}})^{-\alpha}$, scaling solutions for the evolution of the system can be

analytically derived. In particular, for an exponential potential, a scaling solution exists where the dark energy scales as the dominant cosmic component, with a fractional energy density

$$\Omega_\phi \equiv \frac{8\pi G\rho_\phi}{3H^2} = \frac{n}{\alpha^2} \quad (1.153)$$

with $n = 3$ for matter domination and $n = 4$ for radiation domination. This corresponds to a relative fraction of dark energy at high redshifts which is in general not negligible, whereas during matter and radiation domination $\Omega_\Lambda \sim 0$, and therefore represents a phenomenon of an early emergence of dark energy as compared to Λ CDM where dark energy is for all purposes negligible until $z \sim 1$.

Early Dark Energy (EDE hereafter) is therefore a common prediction of scalar field models of dark energy, and observational constraints put firm bounds on the allowed range of Ω_ϕ at early times, and consequently on the potential slope α .

As we have seen in Sec. 1.2.1, a completely phenomenological parametrization of EDE, independent from any specific model of dynamical dark energy has been proposed by Wetterich (2004b) as a function of the present dark energy density Ω_{DE} , its value at early times Ω_{EDE} , and the present value of the equation of state parameter w_0 . From Eqn. 1.4, the full expansion history of the corresponding EDE model can be derived.

A modification of the expansion history indirectly influences also the growth of density perturbations and ultimately the formation of cosmic structures. While this effect can be investigated analytically for the linear regime, N-body simulations are required to extend the analysis to the nonlinear stages of structure formation. For standard Quintessence and EDE models, the only modification that is necessary to implement into standard N-body algorithms is the computation of the correct Hubble function $H(z)$ for the specific model under investigation, since this is the only way in which these non standard cosmological models can alter structure formation processes.

This has been done by the independent studies of Grossi & Springel (2009) and Francis et al. (2008a), where a modified expansion history consistent with EDE models described by the parametrization 1.4 has been implemented in the widely used N-body code GADGET-2 (Springel, 2005) and the properties of nonlinear structures forming in these EDE cosmologies have been analyzed. Both studies have shown that the standard formalism for the computation of the halo mass function still holds for EDE models at $z = 0$. In other words, both the standard fitting formulae for the number density of collapsed objects as a function of mass, and their key parameter $\delta_c = 1.686$ representing the linear overdensity at collapse for a spherical density perturbation, remain unchanged also for EDE cosmologies.

The work of Grossi & Springel (2009), however, investigated also the internal properties of collapsed halos in EDE models, finding a slight increase of halo concentrations due to the earlier onset of structure formation and most importantly a significant increment of the line-of-sight velocity dispersion of massive halos. The latter effect could mimic a higher σ_8 normalization for cluster mass estimates based on galaxy velocity dispersion measurements, and therefore represents a potentially detectable signature of EDE models.

Interacting Dark Energy models

Another interesting class of non standard dark energy models, as introduced in Sec. 1.4.3, is given by coupled dark energy where a direct interaction is present between a Quintessence scalar field ϕ and other cosmic components, in the form of a source term in the background continuity equations:

$$\frac{d\rho_\phi}{d\eta} = -3\mathcal{H}(1 + w_\phi)\rho_\phi + \beta(\phi)\frac{d\phi}{d\eta}(1 - 3w_\alpha)\rho_\alpha \quad , \quad (1.154)$$

$$\frac{d\rho_i}{d\eta} = -3\mathcal{H}(1 + w_i)\rho_i - \beta(\phi)\frac{d\phi}{d\eta}(1 - 3w_i)\rho_i \quad (1.155)$$

where i represent a different cosmic fluid.

While such direct interaction with baryonic particles ($i = b$) is tightly constrained by observational bounds, and while it is suppressed for relativistic particles ($i = r$) by symmetry reasons ($1 - 3w_r = 0$), a selective interaction with Cold Dark Matter (CDM hereafter) or with massive neutrinos is still observationally viable (see Sec. 1.4.3).

Since the details of interacting dark energy models have been discussed in Sec. 1.4.3, here we simply recall the main features of these models that have a direct relevance for nonlinear structure formation studies. For the case of interacting dark energy, in fact, the situation is much more complicated than for the simple EDE scenario discussed above. The mass of a coupled particle changes in time due to the energy exchange with the dark energy scalar field ϕ according to the equation:

$$m(\phi) = m_0 e^{-\int \beta(\phi') d\phi'} \quad (1.156)$$

where m_0 is the mass at $z = 0$. Furthermore, the Newtonian acceleration of a coupled particle (subscript c) gets modified as:

$$\dot{\vec{v}}_c = -\tilde{H}\vec{v}_c - \vec{\nabla}\tilde{\Phi}_c - \vec{\nabla}\Phi_{nc} . \quad (1.157)$$

where \tilde{H} contains a new velocity-dependent acceleration:

$$\tilde{H}\vec{v}_c = H \left(1 - \beta_\phi \frac{\dot{\phi}}{H} \right) \vec{v}_c , \quad (1.158)$$

and where a fifth-force acts only between coupled particles as

$$\tilde{\Phi}_c = (1 + 2\beta^2)\Phi_c , \quad (1.159)$$

while Φ_{nc} represents the gravitational potential due to all massive particles with no coupling to the dark energy that exert a standard gravitational pull.

As a consequence of these new terms in the Newtonian acceleration equation the growth of density perturbations will be affected, in interacting dark energy models, not only by the different Hubble expansion due to the dynamical nature of dark energy, but also by a direct modification of the effective gravitational interactions at subhorizon scales. Therefore, linear perturbations of coupled species will grow with a higher rate in these cosmologies. In particular, for the case of a coupling to CDM, a different amplitude of the matter power spectrum will be reached at $z = 0$ with respect to Λ CDM if a normalization in accordance with CMB measurements at high redshifts is assumed.

Clearly, the new acceleration equation (1.157) will have an influence also on the formation and evolution of nonlinear structures, and a consistent implementation of all the above mentioned effects into an N-body algorithm is required in order to investigate this regime.

For the case of a coupling to CDM (a coupling with neutrinos will be discussed in the next section) this has been done e.g. by Macciò et al. (2004); Sutter & Ricker (2007b) with 1D or 3D grid-based field solvers, and more recently by means of a suitable modification by Baldi et al. (2010) of the TreePM hydrodynamic N-body code GADGET-2 (Springel, 2005). The latter study has highlighted the most striking features of a DE-CDM coupling in the nonlinear regime, which are:

- The suppression of power at small scales in the power spectrum of interacting dark energy models as compared to Λ CDM;
- The development of a gravitational bias in the amplitude of density perturbations of uncoupled baryons and coupled CDM particles defined as $P_b(k)/P_c(k) < 1$, which determines a significant decrease of the baryonic content of massive halos at low redshifts in accordance with a large number of observations;

- The increase of the number density of high-mass objects at any redshift as compared to Λ CDM (see Baldi & Pettorino, 2011);
- The systematic reduction of the halo inner overdensity due to an adiabatic expansion of collapsed objects determined by the new velocity-dependent acceleration and a consequent reduction of halo concentrations

Subsequent studies based on Adaptive Mesh Refinement schemes for the solution of the local scalar field equation (Li & Barrow, 2010a) have broadly confirmed these results.

The analysis has been extended to the case of non-constant coupling functions $\beta(\phi)$ by Baldi (2010c), and has shown how in the presence of a time evolution of the coupling some of the above mentioned results no longer hold:

- Small scale power can be both suppressed and enhanced when a growing coupling function is considered, depending on the magnitude of the coupling time derivative $d\beta(\phi)/d\phi$
- The inner overdensity of CDM halos, and consequently the halo concentrations, can both decrease (as always happens for the case of constant couplings) or increase, again depending on the rate of change of the coupling strength;

All these effects represent characteristic features of interacting dark energy models and could provide a direct way to observationally test these scenarios. Higher resolution studies would be required in order to quantify the impact of a DE-CDM interaction on the statistical properties of halo substructures and on the redshift evolution of the internal properties of CDM halos.

Growing Neutrinos

In case of a coupling between the dark energy scalar field ϕ and the relic fraction of massive neutrinos, all the above basic equations (1.156-1.159) still hold. However, such models are found to be cosmologically viable only for large negative values of the coupling β (as shown by Amendola et al., 2008a), that according to Eq. 1.156 determines a neutrino mass that grows in time (from which these models have been dubbed “Growing Neutrinos”). An exponential growth of the neutrino mass implies that cosmological bounds on the neutrino mass are no longer applicable and that neutrinos remain relativistic much longer than in the standard scenario, which keeps them effectively uncoupled until recent epochs, according to Eqs. (1.154,1.155). However, as soon as neutrinos become nonrelativistic at redshift z_{nr} due to the exponential growth of their mass, the pressure terms $1 - 3w_\nu$ in Eqs. (1.154,1.155) no longer vanish and the coupling with the DE scalar field ϕ becomes active.

Therefore, while before z_{nr} the model behaves as a standard Λ CDM scenario, after z_{nr} the nonrelativistic massive neutrinos obey the modified Newtonian equation (1.157) and a fast growth of neutrino density perturbation takes place due to the strong fifth force described by Eq. (1.159).

The growth of neutrino overdensities in the context of Growing Neutrinos models has been studied in the linear regime by Mota et al. (2008), predicting the formation of very large neutrino lumps at the scale of superclusters and above (10-100 Mpc/h) at redshift $z \approx 1$.

The analysis has been extended to the nonlinear regime in Wintergerst et al. (2010) by following the spherical collapse of a neutrino lump in the context of Growing Neutrino cosmologies. This study has witnessed the onset of virialization processes in the nonlinear evolution of the neutrino halo at $z \approx 1.3$, and provided a first estimate of the associated gravitational potential at virialization being of the order of $\Phi_\nu \approx 10^{-6}$ for a neutrino lump with radius $R \approx 15$ Mpc.

An estimate of the potential impact of such very large nonlinear structures onto the CMB angular power spectrum through the Integrated Sachs-Wolfe effect has been attempted by Pettorino et al. (2010). This study has shown that the linear approximation fails in predicting the global impact of the model on CMB anisotropies at low multipoles, and that the effects under consideration are very sensitive to the details of the transition between the linear and nonlinear

regimes and of the virialization processes of nonlinear neutrino lumps, and that also significantly depend on possible backreaction effects of the evolved neutrino density field onto the local scalar field evolution.

A full nonlinear treatment by means of specifically designed N-body simulations is therefore required in order to follow in further detail the evolution of a cosmological sample of neutrino lumps beyond virialization, and to assess the impact of Growing Neutrinos models onto potentially observable quantities as the low-multipoles CMB power spectrum or the statistical properties of CDM large scale structures.

Modified Gravity

Modified gravity models, presented in Sec. 1.4, represent a different perspective to account for the nature of the dark components of the Universe. Although most of the viable modifications of General Relativity are constructed in order to provide an identical cosmic expansion history to the standard Λ CDM model, their effects on the growth of density perturbations could lead to observationally testable predictions capable of distinguishing modified gravity models from standard General Relativity plus a cosmological constant.

Since a modification of the theory of gravity would affect all test masses in the Universe, i.e. including the standard baryonic matter, an asymptotic recovery of General Relativity for solar system environments, where deviations from GR are tightly constrained, is required for all viable modified gravity models. Such mechanism, often referred to as the “Chameleon effect”, represents the main difference between modified gravity models and the interacting dark energy scenarios discussed above, by determining a local dependence of the modified gravitational laws in the Newtonian limit.

While the linear growth of density perturbations in the context of modified gravity theories can be studied (see e.g. Hu & Sawicki, 2007; Motohashi et al., 2010b; Amarzguioui et al., 2006; Appleby & Weller, 2010b) by parametrizing the scale dependence of the modified Poisson and Euler equations in Fourier space (see the discussion in Sec. 1.3), the nonlinear evolution of the “Chameleon effect” makes the implementation of these theories into nonlinear N-body algorithms much more challenging. For this reason, very little work has been done so far in this direction. A few attempts to solve the modified gravity interactions in the nonlinear regime by means of mesh-based iterative relaxation schemes have been carried out by Oyaizu (2008); Oyaizu et al. (2008); Schmidt et al. (2009); Khoury & Wyman (2009); Zhao et al. (2010a); Davis et al. (2011a); Winther et al. (2011) and showed an enhancement of the power spectrum amplitude at intermediate and small scales. These studies also showed that this nonlinear enhancement of small scale power cannot be accurately reproduced by applying the linear perturbed equations of each specific modified gravity theory to the standard nonlinear fitting formulae (as e.g. Smith et al., 2003).

Higher resolution simulations and new numerical approaches will be necessary in order to extend these first results to smaller scales and to accurately evaluate the deviations of specific models of modified gravity from the standard GR predictions to a potentially detectable precision level.

1.6.2 The spherical collapse model

A popular analytical approach to study non-linear clustering of dark matter without recurring to N-body simulations is the spherical collapse model, first studied by Gunn & Gott (1972). In this approach, one studies the collapse of a spherical overdensity and determines its critical overdensity for collapse as a function of redshift. Combining this information with the extended Press-Schechter theory (Press & Schechter (1974); Bond et al. (1991); see Zentner (2007) for a review) one can provide a statistical model for the formation of structures which allows to predict the abundance of virialized objects as a function of their mass. Although it fails to match the details of N-body simulations, this simple model works surprisingly well and can give useful insights into the physics of structure formation. Improved models accounting for the complexity of the collapse exist in the

literature and offer a better fit to numerical simulations. For instance, Sheth & Tormen (1999) showed that a significant improvement can be obtained by considering an ellipsoidal collapse model. Furthermore, recent theoretical developments and new improvements in the excursion set theory have been undertaken by Maggiore & Riotto (2010) and other authors (see e.g. (Shaw & Mota (2008))).

The spherical collapse model has been generalized to include a cosmological constant by Peebles (1984); Weinberg (1987). Lahav et al. (1991) have used it to study the observational consequences of a cosmological constant on the growth of perturbations. The case of standard quintessence, with speed of sound $c_s = 1$, have been studied by Wang & Steinhardt (1998). In this case, scalar fluctuations propagate at the speed of light and sound waves maintain quintessence homogeneous on scales smaller than the horizon scale. In the spherical collapse pressure gradients maintain the same energy density of quintessence between the inner and outer part of the spherical overdensity, so that the evolution of the overdensity radius is described by

$$\frac{\ddot{R}}{R} = -\frac{4\pi G}{3}(\rho_m + \bar{\rho}_Q + 3\bar{p}_Q), \quad (1.160)$$

where ρ_m denotes the energy density of dark matter while $\bar{\rho}_Q$ and \bar{p}_Q denote the homogeneous energy density and pressure of the quintessence field. Note that, although this equation looks like one of the Friedmann equations, the dynamics of R is not the same as for a FLRW universe. Indeed, ρ_m evolves following the scale factor R , while the quintessence follows the external scale factor a , according to the continuity equation $\dot{\bar{\rho}}_Q + 3(\dot{a}/a)(\bar{\rho}_Q + \bar{p}_Q) = 0$.

In the following we will discuss the spherical collapse model in the context of other dark energy and modified gravity models.

Clustering dark energy

In its standard version, quintessence is described by a minimally-coupled canonical field, with speed of sound $c_s = 1$. As mentioned above, in this case clustering can only take place on scales larger than the horizon, where sound waves have no time to propagate. However, observations on such large scales are strongly limited by cosmic variance and this effect is difficult to observe. A minimally coupled scalar field with fluctuations characterized by a practically zero speed of sound can cluster on all observable scales. There are several theoretical motivations to consider this case. In the limit of zero sound speed one recovers the Ghost Condensate theory proposed by Arkani-Hamed et al. (2004b) in the context of modification of gravity, which is invariant under shift symmetry of the field $\phi \rightarrow \phi + \text{constant}$. Thus, there is no fine tuning in assuming that the speed of sound is very small: quintessence models with vanishing speed of sound should be thought of as deformations of this particular limit where shift symmetry is recovered. Moreover, it has been shown that minimally coupled quintessence with an equation of state $w < -1$ can be free from ghosts and gradient instabilities only if the speed of sound is very tiny, $|c_s| \lesssim 10^{-15}$. Stability can be guaranteed by the presence of higher derivative operators, although their effect is absent on cosmologically relevant scales (Creminelli et al. (2006); Cheung et al. (2008b); Creminelli et al. (2009)).

The fact that the speed of sound of quintessence may vanish opens up new observational consequences. Indeed, the absence of quintessence pressure gradients allows instabilities to develop on all scales, also on scales where dark matter perturbations become non-linear. Thus, we expect quintessence to modify the growth history of dark matter not only through its different background evolution but also by actively participating to the structure formation mechanism, in the linear and non-linear regime, and by contributing to the total mass of virialized halos.

Following Creminelli et al. (2010), in the limit of zero sound speed pressure gradients are negligible and, as long as the fluid approximation is valid, quintessence follows geodesics remaining comoving with the dark matter (see also Lim et al. (2010) for a more recent model with identical phenomenology). In particular, one can study the effect of quintessence with vanishing sound speed

on the structure formation in the nonlinear regime, in the context of the spherical collapse model. The zero speed of sound limit represents the natural counterpart of the opposite case $c_s = 1$. Indeed, in both cases there are no characteristic length scales associated to the quintessence clustering and the spherical collapse remains independent of the size of the object (see Eggers Bjaelde & Wong (2010); Mota & van de Bruck (2004); Nunes & Mota (2006) for a study of the spherical collapse when c_s of quintessence is small but finite).

Due to the absence of pressure gradients quintessence follows dark matter in the collapse and the evolution of the overdensity radius is described by

$$\frac{\ddot{R}}{R} = -\frac{4\pi G}{3}(\rho_m + \rho_Q + \bar{p}_Q), \quad (1.161)$$

where the energy density of quintessence ρ_Q has now a different value inside and outside the overdensity, while the pressure remains unperturbed. In this case the quintessence inside the overdensity evolves following the internal scale factor R , $\dot{\rho}_Q + 3(\dot{R}/R)(\rho_Q + \bar{p}_Q) = 0$ and the comoving regions behave as closed FLRW universes. R satisfies the Friedmann equation and the spherical collapse can be solved exactly (Creminelli et al. (2010)).

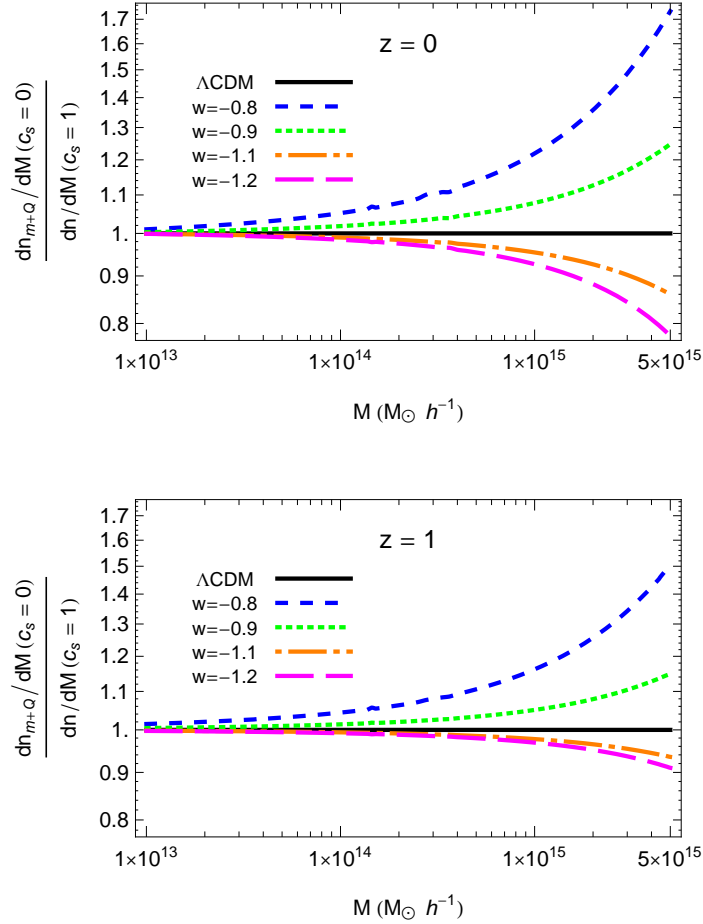


Figure 1.5: Ratio of the total mass functions, which include the quintessence contribution, for $c_s = 0$ and $c_s = 1$ at $z = 0$ (above) and $z = 1$ (below). [Figures from Creminelli et al. (2010).]

Quintessence with zero speed of sound modifies dark matter clustering with respect to the

smooth quintessence case through the linear growth function and the linear threshold for collapse. Indeed, for $w > -1$ ($w < -1$), it enhances (diminishes) the clustering of dark matter, the effect being proportional to $1 + w$. The modifications to the critical threshold of collapse are small and the effects on the dark matter mass function are dominated by the modification on the linear dark matter growth function. Besides these conventional effects there is a more important and qualitatively new phenomenon: quintessence mass adds to the one of dark matter, contributing to the halo mass by a fraction of order $\sim (1 + w)\Omega_Q/\Omega_m$. Importantly, it is possible to show that the mass associated to quintessence stays constant inside the virialized object, independently of the details of virialization. Moreover the ratio between the virialization and the turn-around radii is approximately the same as the one for Λ CDM computed by Lahav et al. (1991). In figure 1.5 we plot the ratio of the mass function including the quintessence mass contribution, for the $c_s = 0$ case to the smooth $c_s = 1$ case. The sum of the two effects is rather large: for values of w still compatible with the present data and for large masses the difference between the predictions of the $c_s = 0$ and the $c_s = 1$ cases is of order one.

Coupled Dark Energy

We now consider spherical collapse within coupled dark energy cosmologies. The presence of an interaction that couples the cosmon dynamics to another species introduces a new force acting between particles (CDM or neutrinos in the examples mentioned in section 1.4.3) and mediated by dark energy fluctuations. Whenever such a coupling is active, spherical collapse, whose concept is intrinsically based on gravitational attraction via the Friedmann equations, has to be suitably modified in order to account for other external forces. As shown in Wintergerst & Pettorino (2010) the inclusion of the fifth force within the spherical collapse picture deserves particular caution. Here we summarize the main results on this topic and we refer to Wintergerst & Pettorino (2010) for a detailed illustration of spherical collapse in presence of a fifth force.

If CDM is coupled to a quintessence scalar field as described in secs. 1.4.3 and 2.11 of the present document, the full nonlinear evolution equations within the Newtonian limit read:

$$\dot{\delta}_m = -\mathbf{v}_m \cdot \nabla \delta_m - (1 + \delta_m) \nabla \cdot \mathbf{v}_m \quad (1.162)$$

$$\begin{aligned} \dot{\mathbf{v}}_m &= -(2\bar{H} - \beta \dot{\bar{\phi}}) \mathbf{v}_m - (\mathbf{v}_m \cdot \nabla) \mathbf{v}_m \\ &\quad - a^{-2} \nabla (\Phi - \beta \delta\phi) \end{aligned} \quad (1.163)$$

$$\Delta \delta\phi = -\beta a^2 \delta\rho_m \quad (1.164)$$

$$\Delta \Phi = -\frac{a^2}{2} \sum_{\alpha} \delta\rho_{\alpha} \quad (1.165)$$

These equations can be derived from the nonrelativistic Navier-Stokes equations and from the Bianchi identities written in presence of an external source of the type:

$$\nabla_{\gamma} T_{\mu}^{\gamma} = Q_{\mu} = -\beta T_{\gamma}^{\gamma} \partial_{\mu} \phi \quad , \quad (1.166)$$

where T_{μ}^{γ} is the stress energy tensor of the dark matter fluid and we are using comoving spatial coordinates \mathbf{x} and cosmic time t . Note that \mathbf{v}_m is the comoving velocity, related to the peculiar velocities by $\mathbf{v}_m = \mathbf{v}_{pec}/a$. They are valid for arbitrary quintessence potentials as long as the scalar field is sufficiently light, i.e. $m_{\phi}^2 \delta\phi = V''(\phi) \delta\phi \ll \Delta \delta\phi$ for the scales under consideration. For a more detailed discussion see Wintergerst & Pettorino (2010). Combining the above equations yields to the following expression for the evolution of the matter perturbation δ_m :

$$\ddot{\delta}_m = -(2\bar{H} - \beta \dot{\bar{\phi}}) \dot{\delta}_m + \frac{4}{3} \frac{\dot{\delta}_m^2}{1 + \delta_m} + \frac{1 + \delta_m}{a^2} \Delta \Phi_{\text{eff}} \quad , \quad (1.167)$$

Linearization leads to:

$$\ddot{\delta}_{m,L} = -(2\bar{H} - \beta \dot{\bar{\phi}}) \dot{\delta}_{m,L} + a^{-2} \Delta \Phi_{\text{eff}} \quad . \quad (1.168)$$

where the effective gravitational potential follows the modified Poisson equation:

$$\Delta\Phi_{\text{eff}} = -\frac{a^2}{2}\bar{\rho}_m\delta_m(1+2\beta^2) \quad . \quad (1.169)$$

Equations (1.167) and (1.168) are the two main equations which correctly describe the nonlinear and linear evolution for a coupled dark energy model. They can be used, among other things, for estimating the extrapolated linear density contrast at collapse δ_c in the presence of a fifth force. It is possible to reformulate Eqs. (1.167) and (1.168) into an effective spherical collapse:

$$\frac{\ddot{R}}{R} = -\beta\dot{\phi}\left(H - \frac{\dot{R}}{R}\right) - \frac{1}{6}\sum_{\alpha}\left[\rho_{\alpha}(1+3w_{\alpha})\right] - \frac{1}{3}\beta^2\delta\rho_m \quad . \quad (1.170)$$

Equation (1.170) (Mainini & Bonometto (2006); Wintergerst & Pettorino (2010)), describes the general evolution of the radius of a spherical overdense region within coupled quintessence. Comparing with the standard case (1.160) we notice the presence of two additional terms: a ‘friction’ term and the coupling term $\beta^2\delta\rho_m$, the latter being responsible for the additional attractive fifth force. Note that the ‘friction’ term is actually velocity dependent and its effects on collapse depend, more realistically, on the direction of the velocity, information which is not contained within a *spherical* collapse picture and can be treated within simulations (Baldi & Pettorino (2011); Li et al. (2010); Baldi (2010b); Li & Barrow (2010b); Baldi (2010a)). We stress that it is crucial to include these additional terms in the equations, as derived from the non-linear equations, in order to correctly account for the presence of a fifth force. The outlined procedure can easily be generalized to include uncoupled components, for example baryons. In this case, the corresponding evolution equation for δ_b , will be fed by $\Phi_{\text{eff}} = \Phi$. This yields an evolution equation for the uncoupled scale factor R_{uc} that is equivalent to the standard Friedmann equation. In Fig. 1.6 we show the linear density contrast at collapse $\delta_c(z_c)$ for three coupled quintessence models with $\alpha = 0.1$ and $\beta = 0.05, 0.1, 0.15$. An increase of β results in an increase of δ_c . As shown in Wintergerst & Pettorino (2010),

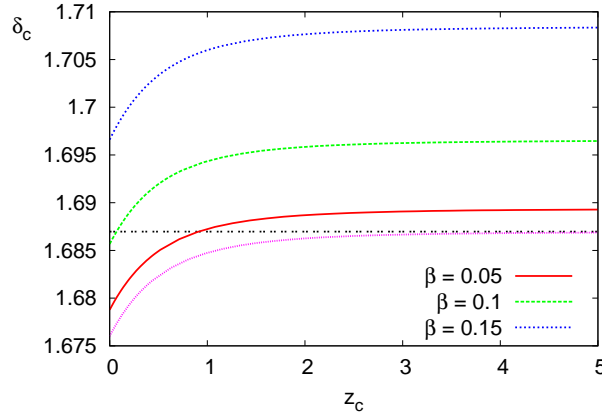


Figure 1.6: Extrapolated linear density contrast at collapse for coupled quintessence models with different coupling strength β . For all plots we use a constant $\alpha = 0.1$. We also depict δ_c for reference Λ CDM (dotted, pink) and EdS (double-dashed, black) models. [Figure from Wintergerst & Pettorino (2010)]

$\delta_c(\beta)$ is well described by a simple quadratic fitting formula,

$$\delta_c(\beta) = 1.686(1 + a\beta^2), a = 0.556 \quad , \quad (1.171)$$

valid for small $\beta \lesssim 0.4$ and $z_c \geq 5$. We recall that a non-linear analysis beyond the spherical collapse method can be addressed by means of the time-renormalization-group method, extended to the case of couple quintessence in (Saracco et al. (2010a)).

If a coupling between dark energy and neutrinos is present, as described in secs. 1.4.3 and 2.9, bound neutrino structures may form within these models (Brouzakis et al. (2008)). It was shown in Mota et al. (2008) that their formation will only start after neutrinos become nonrelativistic. A nonlinear treatment of the evolution of neutrino densities is thus only required for very late times, and one may safely neglect neutrino pressure as compared to their density. The evolution equations (1.167) and (1.168) can then also be applied for the nonlinear and linear neutrino density contrast. The extrapolated linear density at collapse δ_c for growing neutrino quintessence reflects in all respects the characteristic features of this model and results in a δ_c which looks quite different from standard dark energy cosmologies. We have plotted the dependence of δ_c on the collapse redshift z_c in Fig. 1.7 for three values of the coupling. The oscillations seen are the result of the oscillations of the neutrino mass caused by the coupling to the scalar field: the latter has characteristic oscillations as it approaches the minimum of the effective potential in which it rolls, given by a combination of the self-interaction potential $U(\phi)$ and the coupling contribution $\beta(1 - 3w_\nu)\rho_\nu$. Furthermore, due to the strong coupling β , the average value of δ_c is found to be substantially higher than 1.686, corresponding to the Einstein de Sitter value, shown in black (double-dashed) in Fig. 1.7. Such an effect can have a strong impact on structure formation and on CMB (Pettorino et al. (2010)). For the strongly coupled models, corresponding to a low present day neutrino mass $m_\nu(t_0)$, the critical density at collapse is only available for $z_c \lesssim 0.2$, 1 for $\beta = -560, -112$, respectively. This is again a reflection of the late transition to the nonrelativistic regime. Nonlinear investigations of single lumps beyond the spherical collapse picture was performed in (Wintergerst et al. (2010); Brouzakis et al. (2010)), the latter showing the influence of the gravitational potentials induced by the neutrino inhomogeneities on the acoustic oscillations in the baryonic and dark-matter spectra.

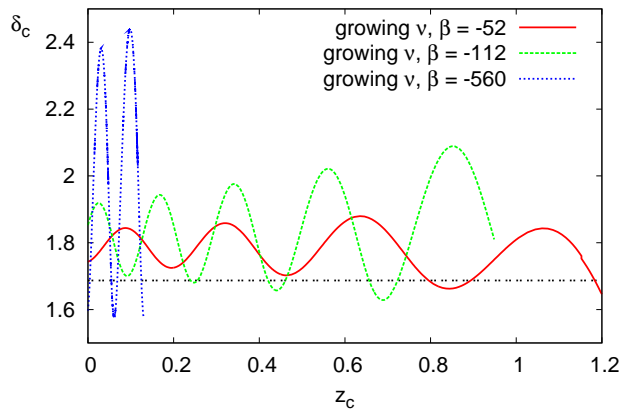


Figure 1.7: Extrapolated linear density contrast at collapse δ_c vs. collapse redshift z_c for growing neutrinos with $\beta = -52$ (solid, red), $\beta = -112$ (long-dashed, green) and $\beta = -560$ (short-dashed, blue). A reference EdS model (double-dashed, black) is also shown. [Figure from Wintergerst & Pettorino (2010)].

Early dark energy

A convenient way to parametrize the presence of a nonnegligible homogenous dark energy component at early times was presented in Wetterich (2004a) and has been illustrated in sec. 1.2.1

of the present review. If we specify the spherical collapse equations for this case, the nonlinear evolution of the density contrast follows the evolution equations (1.167) and (1.168) without the terms related to the coupling. As before, we assume relativistic components to remain homogenous. In Fig. 1.8 we show δ_c for two models of early dark energy, namely model I and II, corresponding to the choices ($\Omega_{m,0} = 0.332$, $w_0 = -0.93$, $\Omega_{\text{DE},e} = 2 \cdot 10^{-4}$) and ($\Omega_{m,0} = 0.314$, $w_0 = -0.99$, $\Omega_{\text{DE},e} = 8 \cdot 10^{-4}$) respectively. Results show $\delta_c(z_c = 5) \sim 1.685$ ($\sim 5 \cdot 10^{-2}\%$) (Francis et al. (2008b), Wintergerst & Pettorino (2010)).

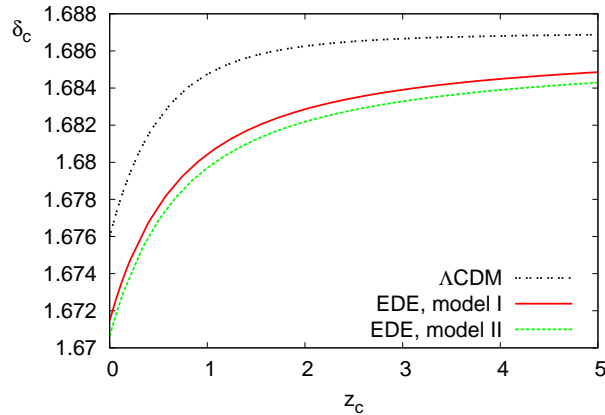


Figure 1.8: Extrapolated linear density contrast at collapse δ_c vs. collapse redshift z_c for EDE models I (solid, red) and II (long-dashed, green), as well as Λ CDM (double-dashed, black). [Figure from Wintergerst & Pettorino (2010)].

1.7 Observational properties of dark energy and modified gravity

Both scalar field dark energy models and modifications of gravity can in principle lead to any desired expansion history $H(z)$, or equivalently any evolution of the effective dark energy equation of state parameter $w(z)$. For canonical scalar fields, this can be achieved by selecting the appropriate potential $V(\varphi)$ along the evolution of the scalar field $\varphi(t)$, as was done e.g. in Bassett et al. (2002). For modified gravity models, the same procedure can be followed for example for $f(R)$ type models (e.g. Pogosian & Silvestri, 2008). The evolution history on its own can thus not tell us very much about the physical nature of the mechanism behind the accelerated expansion (although of course a clear measurement showing that $w \neq -1$ would be a sensational discovery). A smoking gun for modifications of gravity can thus only appear at perturbation level.

In the next subsections we explore how dark energy or modified gravity effects can be detected through weak lensing and redshift surveys.

1.7.1 General remarks

Quite generally, cosmological observations fall into two categories: geometrical probes and structure formation probes. While the former provide a measurement of the Hubble function, the latter are a test of the gravitational theory in an almost Newtonian limit on subhorizon scales. Furthermore, possible effects on the geodesics of test particles need to be derived: naturally, photons follow null-

geodesics while massive particles, which constitute the cosmic large-scale structure, move along geodesics for nonrelativistic particles.

In some special cases, modified gravity models predict a strong deviation from the standard Friedmann equation as in, e.g., DGP, (1.105). While the Friedmann equation is not known explicitly in more general models of massive gravity (Cascading gravity or hard mass gravity), similar modifications are expected to arise and provide characteristic features, (see for instance Afshordi et al. (2009); Jain & Khoury (2010)) that could distinguish these models from other scenarios of modified gravity or with additional dynamical degrees of freedom.

In general however the most interesting signatures of modified gravity models are to be found in the perturbation sector. For instance, in DGP, growth functions differ from those in dark energy models by a few percent for identical Hubble functions, and for that reason, an observation of both the Hubble and the growth function gives a handle on constraining the gravitational theory, (Lue et al., 2004). The growth function can be estimated both through weak lensing and through galaxy clustering and redshift distortions.

Concerning the interactions of light with the cosmic large-scale structure, one sees a modified coupling in general models and a difference between the metric potentials. These effects are present in the anisotropy pattern of the CMB, as shown in Sawicki & Carroll (2005), where smaller fluctuations were found on large angular scales, which can possibly alleviate the tension between the CMB and the Λ CDM model on small multipoles where the CMB spectrum acquires smaller amplitudes due to the ISW-effect on the last-scattering surface, but provides a worse fit to supernova data. An interesting effect unexplainable in GR is the anticorrelation between the CMB temperature and the density of galaxies at high redshift due to a sign change in the integrated Sachs-Wolfe effect. Interestingly, this behaviour is very common in modified gravity theories.

A very powerful probe of structure growth is of course weak lensing, but to evaluate the lensing effect it is important to understand the nonlinear structure formation dynamics as a good part of the total signal is generated by small structures. Only recently has it been possible to perform structure formation simulations in modified gravity models, although still without a mechanism in which GR is recovered on very small scales, necessary to be in accordance with local tests of gravity.

In contrast, the number density of collapsed objects relies only little on nonlinear physics and can be used to investigate modified gravity cosmologies. One needs to solve the dynamical equations for a spherically symmetric matter distribution. Modified gravity theories show the feature of lowering the collapse threshold for density fluctuations in the large-scale structure, leading to a higher comoving number density of galaxies and clusters of galaxies. This probe is degenerate with respect to dark energy cosmologies, which generically give the same trends.

1.7.2 Observing modified gravity with weak lensing

The magnification matrix is a 2x2 matrix that relates the true shape of a galaxy to its image. It contains two distinct parts: the convergence, defined as the trace of the matrix, modifies the size of the image, whereas the shear, defined as the symmetric traceless part, distorts the shape of the image. At small scales the shear and the convergence are not independent. They satisfy a consistency relation, and they contain therefore the same information on matter density perturbations. More precisely, the shear and the convergence are both related to the sum of the two Bardeen potentials, $\Phi + \Psi$, integrated along the photon trajectory. At large scales however, this consistency relation does not hold anymore. Various relativistic effects contribute to the convergence, see Bonvin (2008). Some of these effects are generated along the photon trajectory, whereas others are due to the perturbations of the galaxies redshift. These relativistic effects provide independent information on the two Bardeen potentials, breaking their degeneracy. The convergence is therefore a useful quantity that can increase the discriminatory power of weak lensing.

The convergence can be measured through its effect on the galaxy number density, see e.g. Broadhurst et al. (1995). The standard method extracts the magnification from correlations

of distant quasars with foreground clusters, see Scranton et al. (2005); Menard et al. (2010). Recently Zhang & Pen (2005, 2006) designed a new method that permits to accurately measure auto-correlations of the magnification, as a function of the galaxies redshift. This method potentially allows measurements of the relativistic effects in the convergence.

Magnification matrix

We are interested in computing the magnification matrix \mathcal{D}_{ab} in a perturbed Friedmann Universe. The magnification matrix relates the true shape of a galaxy to its image, and describes therefore the deformations encountered by a light bundle along its trajectory. \mathcal{D}_{ab} can be computed by solving Sachs equation, see Sachs (1961), that governs propagation of light in a generic geometry. The convergence κ and the shear $\gamma \equiv \gamma_1 + i\gamma_2$ are then defined respectively as the trace and the symmetric traceless part of \mathcal{D}_{ab}

$$\mathcal{D}_{ab} = \frac{\chi_S}{1+z_S} \begin{pmatrix} 1 - \kappa - \gamma_1 & -\gamma_2 \\ -\gamma_2 & 1 - \kappa + \gamma_1 \end{pmatrix}. \quad (1.172)$$

Here z_S is the redshift of the source and χ_S is a time coordinate related to conformal time η_S through $\chi_S = \eta_O - \eta_S$.

We consider a spatially flat ($K = 0$) Friedmann Universe with scalar perturbations. We start from the usual longitudinal (or Newtonian) gauge where the metric is given by

$$g_{\mu\nu} dx^\mu dx^\nu = a^2 [-(1 + 2\Psi)d\eta^2 + (1 - 2\Phi)\delta_{ij} dx^i dx^j]. \quad (1.173)$$

We compute \mathcal{D}_{ab} at linear order in Φ and Ψ and then we extract the shear and the convergence. We find, see Bonvin (2008); Bernardeau et al. (2010)

$$\gamma = \frac{1}{2} \int_0^{\chi_S} d\chi \frac{\chi_S - \chi}{\chi \chi_S} \bar{\partial}^2 (\Phi + \Psi), \quad (1.174)$$

$$\begin{aligned} \kappa &= \frac{1}{2} \int_0^{\chi_S} d\chi \frac{\chi_S - \chi}{\chi \chi_S} \bar{\partial} \partial (\Phi + \Psi) + \Phi_S - \int_0^{\chi_S} \frac{d\chi}{\chi_S} (\Phi + \Psi) \\ &+ \left(\frac{1}{\mathcal{H}_S \chi_S} - 1 \right) \left(\Psi_S + \mathbf{n} \cdot \mathbf{v}_S - \int_0^{\chi_S} d\chi (\dot{\Phi} + \dot{\Psi}) \right), \end{aligned} \quad (1.175)$$

where \mathbf{n} is the direction of observation and \mathbf{v}_S is the peculiar velocity of the source. Here we are making use of the angular spin raising $\bar{\partial}$ and lowering ∂ operators (see e.g. Lewis et al. (2002) for a review of the properties of these operators) defined as

$$\bar{\partial} {}_s X \equiv -\sin^s \theta (\partial_\theta + i \csc \theta \partial_\varphi) (\sin^{-s} \theta) {}_s X, \quad \partial {}_s X \equiv -\sin^{-s} \theta (\partial_\theta - i \csc \theta \partial_\varphi) (\sin^s \theta) {}_s X, \quad (1.176)$$

where ${}_s X$ is an arbitrary field of spin s and θ and φ are spherical coordinates.

Eq. (1.174) and the first term in eq. (1.175) are the standard contributions of the shear and the convergence, but expressed here with the full-sky transverse operators

$$\frac{1}{\chi^2} \bar{\partial}^2 = \frac{1}{\chi^2} \left(\partial_\theta^2 - \cot \theta \partial_\theta - \frac{1}{\sin^2 \theta} \partial_\varphi \right) + \frac{2i}{\chi^2 \sin \theta} (\partial_\theta \partial_\varphi - \cot \theta \partial_\theta), \quad (1.177)$$

$$\frac{1}{\chi^2} \partial \bar{\partial} = \frac{1}{\chi^2} \left(\partial_\theta^2 + \cot \theta \partial_\theta + \frac{1}{\sin^2 \theta} \partial_\varphi \right). \quad (1.178)$$

In the flat-sky approximation, where θ is very small, $\frac{1}{\chi^2} \bar{\partial} \bar{\partial}$ reduces to the 2D Laplacian $\partial_x^2 + \partial_y^2$ and one recovers the standard expression for the convergence. Similarly, the real part of $\frac{1}{\chi^2} \bar{\partial}^2$ that corresponds to γ_1 reduces to $\partial_y^2 - \partial_x^2$ and the imaginary part that corresponds to γ_2 becomes $\partial_x \partial_y$.

The other terms in eq. (1.175) are relativistic corrections to the convergence, that are negligible at small scales but may become relevant at large scales. The terms in the first line are intrinsic corrections, generated respectively by the curvature perturbation at the source position and the Shapiro time-delay. The terms in the second line are due to the fact that we measure the convergence at a fixed redshift of the source z_S rather than at a fixed conformal time η_S . Since in a perturbed universe, the observable redshift is itself a perturbed quantity, this transformation generates additional contribution to the convergence. Those are respectively the Sachs-Wolfe contribution, the Doppler contribution and the integrated Sachs-Wolfe contribution. Note that we have neglected the contributions at the observer position since they only give rise to a monopole or dipole term. The dominant correction to the convergence is due to the Doppler term. Therefore in the following we are interested in comparing its amplitude with the amplitude of the standard contribution. To that end we define κ_{st} and κ_{vel} as

$$\kappa_{\text{st}} = \int_0^{\chi_S} d\chi \frac{\chi_S - \chi}{2\chi\chi_S} \bar{\delta} \bar{\delta}(\Phi + \Psi), \quad (1.179)$$

$$\kappa_{\text{vel}} = \left(\frac{1}{\mathcal{H}_S \chi_S} - 1 \right) \mathbf{n} \cdot \mathbf{v}_S. \quad (1.180)$$

Observable quantities

The convergence is not directly observable. However it can be measured through the modifications that it induces on the galaxy number density. Let us introduce the magnification

$$\mu = \frac{1}{\det \mathcal{D}} \simeq 1 + 2\kappa, \quad \text{when} \quad |\kappa|, |\gamma| \ll 1. \quad (1.181)$$

The magnification modifies the size of a source: $d\Omega_O = \mu d\Omega_S$, where $d\Omega_S$ is the true angular size of the source and $d\Omega_O$ is the solid angle measured by the observer, i.e. the size of the image. The magnification has therefore an impact on the observed galaxy number density. Let us call $\bar{n}(f)df$ the number of unlensed galaxies per unit solid angle, at a redshift z_S , and with a flux in the range $[f, f + df]$. The magnification μ modifies the flux measured by the observer, since it modifies the observed galaxy surface. It affects also the solid angle of observation and hence the number of galaxies per unit of solid angle. These two effects combine to give a galaxy number overdensity, see Broadhurst et al. (1995); Scranton et al. (2005)

$$\delta_g^\mu = \frac{n(f) - \bar{n}(f)}{\bar{n}(f)} \simeq 1 + 2(\alpha - 1)(\kappa_{\text{st}} + \kappa_{\text{vel}}). \quad (1.182)$$

Here $\alpha \equiv -N'(> f_c) f_c / N(f_c)$, where $N(> f_c)$ is the number of galaxies brighter than f_c and f_c is the flux limit adopted. Hence α is an observable quantity, see e.g. Zhang & Pen (2005); Scranton et al. (2005). Recent measurements of the galaxy number overdensity δ_g^μ are reported in Scranton et al. (2005); Menard et al. (2010). The challenge in those measurements is to eliminate intrinsic clustering of galaxies, which induces an overdensity δ_g^{cl} much larger than δ_g^μ . One possibility to separate these two effects is to correlate galaxy number overdensities at widely separated redshifts. One can then measure $\langle \delta_g^\mu(z_S) \delta_g^{cl}(z_{S'}) \rangle$, where z_S is the redshift of the sources and $z_{S'} < z_S$ is the redshift of the lenses. Another possibility, proposed by Zhang & Pen (2005, 2006), is to use the unique dependence of δ_g^μ on galaxy flux (i.e. on α) to disentangle δ_g^μ from δ_g^{cl} . This method, combined with precise measurements of the galaxies redshift, allows to measure auto-correlations of δ_g^μ , i.e. $\langle \delta_g^\mu(z_S) \delta_g^\mu(z_{S'}) \rangle$, either for $z_S \neq z_{S'}$ or for $z_S = z_{S'}$. The velocity contribution, κ_{vel} , has only an effect on $\langle \delta_g^\mu(z_S) \delta_g^\mu(z_{S'}) \rangle$. The correlations between $\delta_g^{cl}(z_{S'})$ and \mathbf{v}_S are indeed completely negligible and hence the source peculiar velocity does not affect $\langle \delta_g^\mu(z_S) \delta_g^{cl}(z_{S'}) \rangle$. In the following we study in detail the contribution of peculiar motion to $\langle \delta_g^\mu(z_S) \delta_g^\mu(z_{S'}) \rangle$.

The two components of the convergence κ_{st} and κ_{vel} (and consequently the galaxy number overdensity) are functions of redshift z_S and direction of observation \mathbf{n} . We can therefore determine

the angular power spectrum

$$\langle \delta_g^\mu(z_S, \mathbf{n}) \delta_g^\mu(z_S, \mathbf{n}') \rangle = \sum_\ell \frac{2\ell+1}{4\pi} C_\ell(z_S) P_\ell(\mathbf{n} \cdot \mathbf{n}') . \quad (1.183)$$

The angular power spectrum $C_\ell(z_S)$ contains two contributions, generated respectively by $\langle \kappa_{\text{st}} \kappa_{\text{st}} \rangle$ and $\langle \kappa_{\text{vel}} \kappa_{\text{vel}} \rangle$. The cross-term $\langle \kappa_{\text{vel}} \kappa_{\text{st}} \rangle$ is negligible since κ_{st} contains only Fourier modes with a wave vector \mathbf{k}_\perp perpendicular to the line of sight (see eq. (1.179)), whereas κ_{vel} selects modes with wave vector along the line of sight (eq. (1.180)).

So far the derivation has been completely generic. Eq. (1.174) and (1.175) are valid in any theory of gravity whose metric can be written as in eq. (1.173). To evaluate the angular power spectrum we now have to be more specific. In the following we assume general relativity, with no anisotropic stress such that $\Phi = \Psi$. We use the Fourier transform convention

$$\mathbf{v}(\mathbf{x}, \chi) = \frac{1}{(2\pi)^3} \int d^3k \mathbf{v}(\mathbf{k}, \chi) e^{i\mathbf{k}\mathbf{x}} . \quad (1.184)$$

The continuity equation, see e.g. Dodelson (2003), allows us to express the peculiar velocity as

$$\mathbf{v}(\mathbf{k}, \chi) = -i \frac{\dot{G}(a)}{G(a)} \frac{\mathbf{k}}{k^2} \delta(\mathbf{k}, a) , \quad (1.185)$$

where $\delta(\mathbf{k}, a)$ is the density contrast, $G(a)$ is the growth function, and $\dot{G}(a)$ its derivative with respect to χ . With this we can express the angular power spectrum as

$$C_\ell^{\text{vel}}(z_S) = \frac{16\pi\delta_H^2(\alpha_S - 1)^2\dot{G}(a_S)^2}{H_0^4 G^2(a=1)} \left(\frac{1}{\mathcal{H}_S \chi_S} - 1 \right)^2 \int dk k T^2(k) j_\ell'(k\chi_S)^2 . \quad (1.186)$$

Here δ_H is the density contrast at horizon and $T(k)$ is the transfer function defined through, see e.g. Dodelson (2003)

$$\Psi(\mathbf{k}, a) = \frac{9}{10} \Psi_p(\mathbf{k}) T(k) \frac{G(a)}{a} . \quad (1.187)$$

We assume a flat power spectrum, $n_s = 1$, for the primordial potential $\Psi_p(\mathbf{k})$. We want to compare this contribution with the standard contribution

$$C_\ell^{\text{st}}(z_S) = \frac{36\pi\delta_H^2(\alpha_S - 1)^2\Omega_m^2\ell^2(\ell+1)^2}{G^2(a=1)} \int \frac{dk}{k} T^2(k) \left[\int_0^{\chi_S} d\chi \frac{\chi_S - \chi}{\chi\chi_S} \frac{G(a)}{a} j_\ell(k\chi) \right]^2 . \quad (1.188)$$

We evaluate C_ℓ^{vel} and C_ℓ^{st} in a Λ CDM Universe with $\Omega_m = 0.25$, $\Omega_\Lambda = 0.75$ and $\delta_H = 5.7 \cdot 10^{-5}$. We approximate the transfer function with the BBKS formula, see Bardeen et al. (1986). In Fig. 1.9 and 1.10, we plot C_ℓ^{vel} and C_ℓ^{st} for various source redshifts. The amplitude of C_ℓ^{vel} and C_ℓ^{st} depends on $(\alpha - 1)^2$, which varies with the redshift of the source, the flux threshold adopted, and the sky coverage of the experiment. Since $(\alpha - 1)^2$ influences C_ℓ^{vel} and C_ℓ^{st} in the same way we do not include it in our plot. Generally, at small redshifts, $(\alpha - 1)$ is smaller than 1 and consequently the amplitude of both C_ℓ^{vel} and C_ℓ^{st} is slightly reduced, whereas at large redshifts $(\alpha - 1)$ tends to be larger than 1 and to amplify C_ℓ^{vel} and C_ℓ^{st} , see e.g. Zhang & Pen (2006). However, the general features of the curves and more importantly the ratio between C_ℓ^{vel} and C_ℓ^{st} are not affected by $(\alpha - 1)$.

Fig. 1.9 shows that C_ℓ^{vel} peaks at rather small ℓ , between 30 and 120 depending on the redshift. This corresponds to rather large angle $\theta \sim 90 - 360$ arcmin. This behavior differs from the standard term (Fig. 1.10) that peaks at large ℓ . It is therefore important to have large sky surveys to detect the velocity contribution. The relative importance of C_ℓ^{vel} and C_ℓ^{st} depends strongly on the redshift of the source. At small redshift, $z_S = 0.2$, the velocity contribution is about $4 \cdot 10^{-5}$ and is hence larger than the standard contribution which reaches 10^{-6} . At redshift $z_S = 0.5$, C_ℓ^{vel} is about 20 %

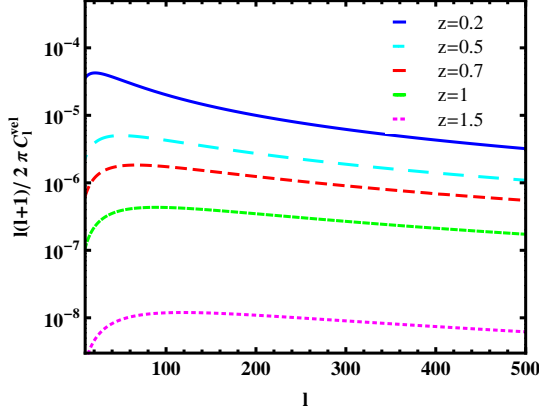


Figure 1.9: The velocity contribution C_ℓ^{vel} as a function of ℓ for various redshifts.

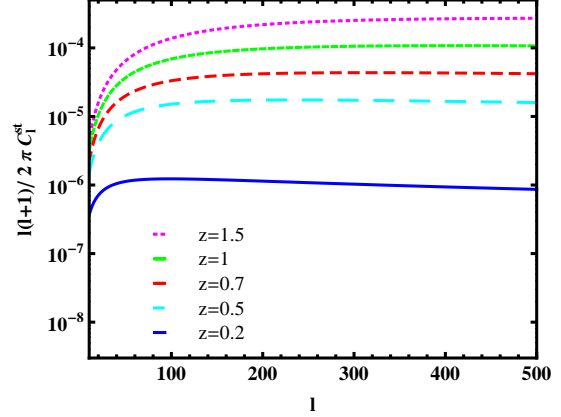


Figure 1.10: The standard contribution C_ℓ^{st} as a function of ℓ for various redshifts.

of C_ℓ^{st} , whereas at redshift $z_S = 1$, it is about 1% of C_ℓ^{st} . Then at redshift $z_S = 1.5$ and above, C_ℓ^{vel} becomes very small with respect to C_ℓ^{st} : $C_\ell^{\text{vel}} \leq 10^{-4} C_\ell^{\text{st}}$. The enhancement of C_ℓ^{vel} at small redshift together with its fast decrease at large redshift are due to the prefactor $\left(\frac{1}{\mathcal{H}_S \chi_S} - 1\right)^2$ in eq. (1.186). Thanks to this enhancement we see that if the magnification can be measured with an accuracy of 10%, then the velocity contribution is observable up to redshifts $z \leq 0.6$. If the accuracy reaches 1% then the velocity contribution becomes interesting up to redshifts of order 1.

The shear and the standard contribution in the convergence are not independent. One can easily show that their angular power spectra satisfy the consistency relation, see Hu (2000)

$$C_\ell^{\kappa \text{ st}} = \frac{\ell(\ell+1)}{(\ell+2)(\ell-1)} C_\ell^\gamma. \quad (1.189)$$

This relation is clearly modified by the velocity contribution. Using that the cross-correlation between the standard term and the velocity term is negligible, we can write a new consistency relation that relates the observed convergence $C_\ell^{\kappa \text{ tot}}$ to the shear

$$\frac{\ell(\ell+1)}{(\ell+2)(\ell-1)} C_\ell^\gamma = C_\ell^{\kappa \text{ tot}} - C_\ell^{\kappa \text{ vel}}. \quad (1.190)$$

Consequently, if one measures both the shear C_ℓ^γ and the magnification $C_\ell^{\kappa \text{ tot}}$ as functions of the redshift, eq. (1.190) allows to extract the peculiar velocity contribution $C_\ell^{\kappa \text{ vel}}$. This provides a new way to measure peculiar velocities of galaxies.

Note that in practice, in weak lensing tomography, the angular power spectrum is computed in redshift bins and therefore the square bracket in eq. (1.188) has to be integrated over the bin

$$\int_0^\infty d\chi n_i(\chi) \int_0^\chi d\chi' \frac{\chi - \chi'}{\chi \chi'} \frac{G(\chi')}{a(\chi')} j_\ell(k\chi'), \quad (1.191)$$

where n_i is the galaxy density for the i -th bin, convolved with a gaussian around the mean redshift of the bin. The integral over χ' is then simplified using Limber approximation, i.e.

$$\int_0^\chi d\chi' F(\chi') J_\ell(k\chi') \simeq \frac{1}{k} F\left(\frac{\ell}{k}\right) \theta(k\chi - \ell), \quad (1.192)$$

where J_ℓ is the bessel function of order ℓ . The accuracy of Limber approximation increases with ℓ . Performing a change of coordinate such that $k = \ell/\chi$, eq. (1.188) can be recast in the usual form used in weak lensing tomography, see e.g. eq. (1.8.4).

1.7.3 Observing modified gravity with redshift surveys

Wide-deep galaxy redshift surveys have the power to yield information on both $H(z)$ and $f_g(z)$ through measurements of Baryon Acoustic Oscillations (BAO) and redshift-space distortions. In particular, if gravity is not modified and matter is not interacting other than gravitationally, then a detection of the expansion rate is directly linked to a unique prediction of the growth rate. Otherwise galaxy redshift surveys provide a unique and crucial way to make a combined analysis of $H(z)$ and $f_g(z)$ to test gravity. As a wide-deep survey, Euclid allows us to measure $H(z)$ directly from BAO, but also indirectly through the angular diameter distance $D_A(z)$ (and possibly distance ratios from weak lensing). Most importantly, Euclid survey enables us to measure the cosmic growth history using two independent methods: $f_g(z)$ from galaxy clustering, and $G(z)$ from weak lensing. In the following we discuss the estimation of $[H(z), D_A(z)$ and $f_g(z)]$ from galaxy clustering.

From the measure of BAO in the matter power spectrum or in the 2-point correlation function one can infer information on the expansion rate of the universe. In fact, the sound waves imprinted in the CMB can be also detected in the clustering of galaxies, thereby completing an important test of our theory of gravitational structure formation. The BAO in the radial and tangential directions

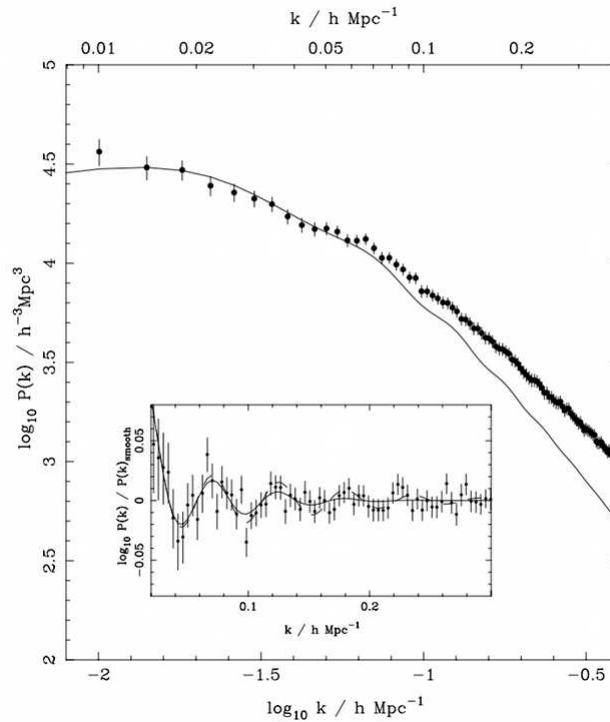


Figure 1.11: Matter power spectrum form measured from SDSS (Percival et al., 2007)

offer a way to measure the Hubble parameter and angular diameter distance, respectively. In the simplest Friedmann-Lemaitre-Robertson-Walker universe the basis to define distances is the dimensionless, radial, comoving distance:

$$\chi(z) \equiv \int_0^z \frac{dz'}{E(z')}. \quad (1.193)$$

Notice that this is the dimensionless version of the comoving distance defined in the previous

section by the same symbol χ . The standard cosmological distances are related to $\chi(z)$ via

$$D_A(z) = \frac{c}{H_0(1+z)\sqrt{-\Omega_k}} \sin\left(\sqrt{-\Omega_k}\chi(z)\right) \quad (1.194)$$

where the luminosity distance, $D_L(z)$, is given by the distance duality:

$$D_L(z) = (1+z)^2 D_A(z). \quad (1.195)$$

The coupling between $D_A(z)$ and $D_L(z)$ persists in any metric theory of gravity as long as photon number is conserved (see Sec. 4.2 for cases in which the duality relation is violated). BAO yield both $D_A(z)$ and $H(z)$ making use of an almost completely linear physics (unlike for example SNIa, demanding complex and poorly understood mechanisms of explosions). Furthermore, they provide the chance of constraining the growth rate through the change in the amplitude of the power spectrum.

The characteristic scale of the BAO is set by the sound horizon at decoupling. Consequently, one can attain the angular diameter distance and Hubble parameter separately. This scale along the line of sight ($s_{||}(z)$) measures $H(z)$ through $H(z) = c\Delta z/s_{||}(z)$, while the tangential mode measures the angular diameter distance $D_A(z) = s_{\perp}/\Delta\theta(1+z)$.

One can then use the power spectrum to derive predictions on the parameter constraining power of the survey (see e.g. Amendola et al. (2005a); Guzzo et al. (2008); Wang (2008a); Wang et al. (2010b); Di Porto et al. (2011)).

In order to explore the cosmological parameter constraints from a given redshift survey, one needs to specify the measurement uncertainties of the galaxy power spectrum. In general, the statistical error on the measurement of the galaxy power spectrum $P_g(k)$ at a given wave-number bin is (Feldman et al., 1994)

$$\left[\frac{\Delta P_g}{P_g}\right]^2 = \frac{2(2\pi)^2}{V_{\text{survey}}k^2\Delta k\Delta\mu} \left[1 + \frac{1}{n_g P_g}\right]^2, \quad (1.196)$$

where n_g is the mean number density of galaxies, V_{survey} is the comoving survey volume of the galaxy survey, and μ is the cosine of the angle between \mathbf{k} and the line-of-sight direction $\mu = \vec{k} \cdot \hat{r}/k$.

In general, the *observed* galaxy power spectrum is different from the *true* spectrum, and it can be reconstructed approximately assuming a reference cosmology (which we consider to be our fiducial cosmology) as (e.g. (Seo & Eisenstein, 2003a))

$$P_{\text{obs}}(k_{\text{ref}\perp}, k_{\text{ref}\parallel}, z) = \frac{D_A(z)_{\text{ref}}^2 H(z)}{D_A(z)^2 H(z)_{\text{ref}}} P_g(k_{\text{ref}\perp}, k_{\text{ref}\parallel}, z) + P_{\text{shot}}, \quad (1.197)$$

where

$$P_g(k_{\text{ref}\perp}, k_{\text{ref}\parallel}, z) = b(z)^2 \left[1 + \beta(z) \frac{k_{\text{ref}\parallel}^2}{k_{\text{ref}\perp}^2 + k_{\text{ref}\parallel}^2}\right]^2 \times P_{\text{matter}}(k, z). \quad (1.198)$$

In Eq. (1.197), $H(z)$ and $D_A(z)$ are the Hubble parameter and the angular diameter distance, respectively, and the prefactor $(D_A(z)_{\text{ref}}^2 H(z))/(D_A(z)^2 H(z)_{\text{ref}})$ encapsulates the geometrical distortions due to the Alcock-Paczynski effect (Seo & Eisenstein, 2003a; Ballinger et al., 1996). Their values in the reference cosmology are distinguished by the subscript ‘ref’, while those in the true cosmology have no subscript. k_{\perp} and k_{\parallel} are the wave-numbers across and along the line of sight in the true cosmology, and they are related to the wave-numbers calculated assuming the reference cosmology by $k_{\text{ref}\perp} = k_{\perp} D_A(z)/D_A(z)_{\text{ref}}$ and $k_{\text{ref}\parallel} = k_{\parallel} H(z)_{\text{ref}}/H(z)$. P_{shot} is the unknown white shot noise that remains even after the conventional shot noise of inverse number density has been subtracted (Seo & Eisenstein, 2003a). In Eq. (1.198), $b(z)$ is the *linear bias* factor between galaxy and matter density distributions, $f_g(z)$ is the linear growth rateⁱⁱ, and $\beta(z) = f_g(z)/b(z)$ is

ⁱⁱIn presence of massive neutrinos f_g depends also on the scale k (Kiakotou et al., 2008).

the linear redshift-space distortion parameter (Kaiser, 1987a). The linear matter power spectrum $P_{\text{matter}}(k, z)$ in Eq. (1.197) takes the form

$$P_{\text{matter}}(k, z) = \frac{8\pi^2 c^4 k_0 \Delta_{\mathcal{R}}^2(k_0)}{25 H_0^4 \Omega_m^2} T^2(k) \left[\frac{G(z)}{G(z=0)} \right]^2 \left(\frac{k}{k_0} \right)^{n_s} e^{-k^2 \mu^2 \sigma_r^2}, \quad (1.199)$$

where $G(z)$ is the usual *scale independent* linear growth-factor in the absence of massive neutrino free-streaming (see Eq. (25) in Eisenstein & Hu (1997)), whose fiducial value in each redshift bin is computed through numerical integration of the differential equations governing the growth of linear perturbations in presence of dark-energy (Linder & Jenkins, 2003) or employing the approximation of Eq. (1.29). $T(k)$ depends on matter and baryon densitiesⁱⁱⁱ (neglecting dark-energy at early times), and is computed in each redshift bin using a Boltzmann code like CAMB^{iv} (Lewis et al., 2000a) or CMBFAST.

In Eq. (1.199) a damping factor $e^{-k^2 \mu^2 \sigma_r^2}$ has been added, due to redshift uncertainties, where $\sigma_r = (\partial r / \partial z) \sigma_z$, $r(z)$ being the comoving distance (Wang, 2010; Seo & Eisenstein, 2003a), and assumed that the power spectrum of primordial curvature perturbations, $P_{\mathcal{R}}(k)$, is

$$\Delta_{\mathcal{R}}^2(k) \equiv \frac{k^3 P_{\mathcal{R}}(k)}{2\pi^2} = \Delta_{\mathcal{R}}^2(k_0) \left(\frac{k}{k_0} \right)^{n_s}, \quad (1.200)$$

where $k_0 = 0.002/\text{Mpc}$, $\Delta_{\mathcal{R}}^2(k_0)|_{\text{fid}} = 2.45 \times 10^{-9}$ is the dimensionless amplitude of the primordial curvature perturbations evaluated at a pivot scale k_0 , and n_s is the scalar spectral index (Larson, 2010).

In the limit where the survey volume is much larger than the scale of any features in $P_{\text{obs}}(k)$, it has been shown that the redshift survey Fisher matrix for a given redshift bin can be approximated as (Tegmark, 1997)

$$F_{ij}^{\text{LSS}} = \int_{-1}^1 \int_{k_{\text{min}}}^{k_{\text{max}}} \frac{\partial \ln P_{\text{obs}}(k, \mu)}{\partial p_i} \frac{\partial \ln P_{\text{obs}}(k, \mu)}{\partial p_j} V_{\text{eff}}(k, \mu) \frac{2\pi k^2 dk d\mu}{2(2\pi)^3} \quad (1.201)$$

where the derivatives are evaluated at the parameter values p_i of the fiducial model, and V_{eff} is the effective volume of the survey:

$$V_{\text{eff}}(k, \mu) = \left[\frac{n_g P_g(k, \mu)}{n_g P_g(k, \mu) + 1} \right]^2 V_{\text{survey}}, \quad (1.202)$$

where the comoving number density $n_g(z)$ is assumed to be spatially constant. Due to azimuthal symmetry around the line of sight, the three-dimensional galaxy redshift power spectrum $P_{\text{obs}}(\vec{k})$ depends only on k and μ , i.e. is reduced to two dimensions by symmetry (Seo & Eisenstein, 2003). The total Fisher matrix can be obtained by summing over the redshift bins.

To minimise nonlinear effects, one should restrict wave-numbers to the quasi-linear regime, e.g. imposing that k_{max} is given by requiring that the variance of matter fluctuations in a sphere of radius R is, for instance, $\sigma^2(R) = 0.25$ for $R = \pi/(2k_{\text{max}})$. Or one could model the non-linear distortions as in Eisenstein et al. (2007). On scales larger than ($\sim 100 h^{-1}\text{Mpc}$) where we focus our analysis, nonlinear effects can be represented in fact as a displacement field in Lagrangian space modeled by an elliptical Gaussian function. Therefore, following Eisenstein et al. (2007); Seo & Eisenstein (2007), to model nonlinear effect we multiply $P(k)$ by the factor

$$\exp \left\{ -k^2 \left[\frac{(1 - \mu^2) \Sigma_{\perp}^2}{2} + \frac{\mu^2 \Sigma_{\parallel}^2}{2} \right] \right\}, \quad (1.203)$$

ⁱⁱⁱIf we assume that neutrinos have a non-vanishing mass, then the transfer function is also redshift-dependent.

^{iv}<http://camb.info/>

where Σ_{\perp} and Σ_{\parallel} represent the displacement across and along the line of sight, respectively. They are related to the growth factor G and to the growth rate f_g through $\Sigma_{\perp} = \Sigma_0 G$ and $\Sigma_{\parallel} = \Sigma_0 G(1 + f_g)$. The value of Σ_0 is proportional to σ_8 . For a reference cosmology where $\sigma_8 = 0.8$ (Komatsu et al., 2010), we have $\Sigma_0 = 11 h^{-1} \text{Mpc}$.

Finally, we note that when actual data are available, the usual way to measure $\beta = f_g/b$ is by fitting the measured galaxy redshift-space correlation function $\xi(\sigma, \pi)$ to a model (Peebles, 1980):

$$\xi(\sigma, \pi) = \int_{-\infty}^{\infty} dv f(v) \tilde{\xi}(\sigma, \pi - v/H_0), \quad (1.204)$$

where $f(v)$ describes the small-scale random motion (usually modeled by a Gaussian that depends on the galaxy pairwise peculiar velocity dispersion), and $\tilde{\xi}(\sigma, \pi)$ is the model accounting for coherent infall velocities^v:

$$\tilde{\xi}(\sigma, \pi) = \xi_0(s)P_0(\mu) + \xi_2(s)P_2(\mu) + \xi_4(s)P_4(\mu). \quad (1.205)$$

$P_l(\mu)$ are Legendre polynomials; $\mu = \cos \theta$, where θ denotes the angle between \mathbf{r} and π ; $\xi_0(s)$, $\xi_2(s)$, and $\xi_4(s)$ depend on β and the real-space correlation function $\xi(r)$.

The bias between galaxy and matter distributions can be estimated from either galaxy clustering, or weak lensing. To determine bias, we can assume that the galaxy density perturbation δ_g is related to the matter density perturbation $\delta_m(\mathbf{x})$ as (Fry & Gaztanaga, 1993):

$$\delta_g = b\delta_m(\mathbf{x}) + b_2\delta_m^2(\mathbf{x})/2. \quad (1.206)$$

Bias can be derived from galaxy clustering by measuring the galaxy bispectrum:

$$\begin{aligned} \langle \delta_{g\mathbf{k}_1} \delta_{g\mathbf{k}_2} \delta_{g\mathbf{k}_1} \rangle &= (2\pi)^3 \{ P(\mathbf{k}_1)P(\mathbf{k}_2) [J(\mathbf{k}_1, \mathbf{k}_2)/b + b_2/b^2] \\ &\quad + \text{cyc.} \} \delta^D(\mathbf{k}_1 + \mathbf{k}_2 + \mathbf{k}_3), \end{aligned} \quad (1.207)$$

where J is a function that depends on the shape of the triangle formed by $(\mathbf{k}_1, \mathbf{k}_2, \mathbf{k}_3)$ in \mathbf{k} space, but only depends very weakly on cosmology (Matarrese et al., 1997; Verde et al., 2002).

In general, bias can be measured from weak lensing through the comparison of the shear-shear and shear-galaxy correlations functions. A combined constraint on bias and the growth factor $G(z)$ can be derived from weak lensing by comparing the cross-correlations of multiple redshift slices.

Of course, if bias is assumed to be linear ($b_2 = 0$) and scale independent, or is parametrized in some simple way, e.g. with a power law scale dependence, then it is possible to estimate it even from linear galaxy clustering alone, as we will see in Sec. 1.8.3.

1.7.4 Cosmological Bulk Flows

As we have seen, the additional redshift induced by the galaxy peculiar velocity field generates the redshift distortion in the power spectrum. In this section we discuss a related effect on the luminosity of the galaxies and on its use to measure the peculiar velocity in large volumes, the so-called bulk flow.

In the gravitational instability framework, inhomogeneities in the matter distribution induce gravitational accelerations \mathbf{g} , which result in galaxies having peculiar velocities \mathbf{v} that add to the Hubble flow. In linear theory the peculiar velocity field is proportional to the peculiar acceleration

$$\mathbf{v}(\mathbf{r}) = \frac{2f_g}{3H_0\Omega_m} \mathbf{g}(\mathbf{r}) = \frac{H_0 f_g}{4\pi} \int \delta_m(\mathbf{r}') \frac{(\mathbf{r}' - \mathbf{r})}{|\mathbf{r}' - \mathbf{r}|^3} d^3\mathbf{r}', \quad (1.208)$$

and the bulk flow of a spherical region is solely determined by the gravitational pull of the dipole of the external mass distribution. For this reason, bulk flows are reliable indicators to deviations from homogeneity and isotropy on large scale, should they exist.

^vSee Hamilton (1992). $\tilde{\xi}(\sigma, \pi)$ is the Fourier transform of $P_s(k) = (1 + \beta\mu^2)^2 P_r(k)$ (Kaiser, 1987b).

Constraints on the power spectrum and growth rate can be obtained by comparing the bulk flow estimated from the volume-averaged motion of the sphere of radius R :

$$\mathbf{B}_R \equiv \frac{\int \mathbf{v}(\mathbf{x})W(\mathbf{x}/R)d^3\mathbf{x}}{\int W(\mathbf{x}/R)d^3\mathbf{x}} \quad (1.209)$$

with expected variance:

$$\sigma_{\mathbf{B},R}^2 = \frac{H_0^2 f_g^2}{6\pi^2} \int P(k)\mathcal{W}(kR)^2(k)dk, \quad (1.210)$$

where the window function $W(\mathbf{x}/R)$ and its Fourier transform $\mathcal{W}(kR)$ describe the spatial distribution of the dataset.

Over the years the bulk flows has been estimated from the measured peculiar velocities of a large variety of objects ranging from galaxies (Giovanelli et al., 1998a,b; Dekel et al., 1999; Courteau et al., 2000; da Costa et al., 2000; Sarkar et al., 2007) clusters of galaxies (Lauer & Postman, 1994; Branchini et al., 1996; Hudson et al., 2004) and SNIa (Riess et al., 1995). Conflicting results triggered by the use of error-prone distance indicators have fueled a long lasting controversy on the amplitude and convergence of the bulk flow that is still on. For example, the recent claim of a bulk flow of $407 \pm 81 \text{ km s}^{-1}$ within $R = 50 h^{-1}\text{Mpc}$ (Watkins et al., 2009), inconsistent with expectation from the ΛCDM model, has been seriously challenged by the re-analysis of the same data by Nusser & Davis (2011) who found a bulk flow amplitude consistent with ΛCDM expectations and from which they were able to set the strongest constraints on modified gravity models so far. On larger scales, Kashlinsky et al. (2010) claimed the detection of a dipole anisotropy attributed to the kinetic SZ decrement in the WMAP temperature map at the position of X-ray galaxy clusters. When interpreted as a coherent motion, this signal would indicate a gigantic bulk flow of $1028 \pm 265 \text{ km s}^{-1}$ within $R = 528 h^{-1}\text{Mpc}$. This highly debated result has been seriously questioned by independent analyses of WMAP data (see e.g. Osborne et al. (2010))

The large, homogeneous dataset expected from Euclid has the potential to settle these issues. The idea is to measure bulk flows in large redshift surveys, based on the apparent, dimming or brightening of galaxies due to their peculiar motion. The method, originally proposed by Tammann et al. (1979), has been recently extended by Nusser et al. (2011) who propose to estimate the bulk flow by minimizing systematic variations in galaxy luminosities with respect to a reference luminosity function measured from the whole survey. It turns out that, if applied to the photo-z catalog expected from Euclid, this method would be able to detect at 5σ significance a bulk flow like the one of (Watkins et al., 2009) over ~ 50 independent spherical volumes at $z \geq 0.2$, provided that the systematic magnitude offset over the corresponding areas in the sky does not exceed the expected random magnitude errors of 0.02-0.04 mag. Additionally, photo-z or spectral-z could be used to validate or disprove with very large (7σ) significance the claimed bulk flow detection of Kashlinsky et al. (2010) at $z = 0.5$.

Closely related to the bulk flow is the Local Group peculiar velocity inferred from the observed CMB dipole (Juszkiewicz et al., 1990)

$$\mathbf{v}_{CMB} = \mathbf{v}_{LG,R} - \frac{H_0 f_g}{3} \mathbf{x}_{c.m.} + \mathbf{B}_R, \quad (1.211)$$

where $\mathbf{v}_{LG,R}$ is the Local Group velocity resulting from the gravitational pull of all objects in the sample within the radius R , $\mathbf{x}_{c.m.}$ is the position of the center of mass of the sample and \mathbf{v}_{CMB} is the LG velocity inferred from the CMB dipole (Bennett et al., 2003). The convergence of $\mathbf{v}_{LG,R}$ with the radius and its alignment with the CMB dipole direction indicates a crossover to homogeneity (Scaramella et al., 1991) and allows to constrain the growth rate by comparing \mathbf{v}_{CMB} with $\mathbf{v}_{LG,R}$. The latter can be estimated from the dipole in the distribution of objects either using a number-weighting scheme if redshifts are available for all objects of the sample, or using a flux-weighting scheme. In this second case the fact that both gravitational acceleration

and flux are inversely proportional to the distance allows to compute the dipole from photometric catalogs with no need to measure redshifts. The drawback is that the the information on the convergence scale is lost.

As for the bulk flow case, despite the many measurements of cosmological dipoles using galaxies (Yahil et al., 1980; Davis & Huchra, 1982; Meiksin & Davis, 1986; Strauss et al., 1992; Schmoldt et al., 1999; Kocevski & Ebeling, 2006) there is still no general consensus on the scale of convergence and even on the convergence itself. Even the recent analyses of measuring the acceleration of the Local Group from the 2MASS redshift catalogs provided conflicting results. Erdoğdu et al. (2006) found that the galaxy dipole seems to converge beyond $R = 60 h^{-1}\text{Mpc}$ whereas Lavaux et al. (2010) find no convergence within $R = 120 h^{-1}\text{Mpc}$.

Once again, Euclid will be in the position to solve this controversy by measuring the galaxy and cluster dipoles not only at the LG position and out to very large radii, but also in several independent and truly all-sky spherical samples carved out from the the observed areas with $|b| > 20^\circ$. In particular, coupling photometry with photo- z one expects to be able to estimate the convergence scale of the flux-weighted dipole over about 100 independent spheres of radius $200 h^{-1}\text{Mpc}$ out to $z = 0.5$ and, beyond that, to compare number-weighted and flux-weighted dipoles over a larger number of similar volumes using spectroscopic redshifts.

1.8 Forecasts for Euclid

Here we describe forecasts for the constraints on modified gravity parameters which Euclid observations should be able to achieve. We begin with reviewing the relevant works in literature. Then, after we define our "Euclid model", i.e. the main specifics of the redshift and weak lensing survey, we illustrate a number of Euclid forecasts obtained through a Fisher matrix approach.

1.8.1 A review of forecasts for parametrised modified gravity with Euclid

Heavens et al. (2007) have used Bayesian evidence to distinguish between models, using the Fisher matrices for the parameters of interest. This study calculates the ratio of evidences B for a 3D weak lensing analysis of the full Euclid survey, for a dark energy model with varying equation of state, and modified gravity with additionally varying growth parameter γ . They find that Euclid can decisively distinguish between e.g. DGP and dark energy, with $|\ln B| \simeq 50$. In addition, they find that it will be possible to distinguish any departure from GR which has a difference in γ greater than $\simeq 0.03$. A phenomenological extension of the DGP model (Dvali & Turner, 2003; Afshordi et al., 2009) has also been tested with Euclid. Specifically, Camera et al. (2011a) found that it will be possible to discriminate between this modification to gravity from ΛCDM at the 3σ level in a wide range of angular scale, approximately $1000 \lesssim \ell \lesssim 4000$.

Thomas et al. (2009) construct Fisher matrix forecasts for the Euclid weak lensing survey, shown in figure 1.12. The constraints obtained depend on the maximum wavenumber which we are confident in using; $l_{\text{max}} = 500$ is relatively conservative as it probes the linear regime where we can hope to analytically track the growth of structure; $l_{\text{max}} = 10000$ is more ambitious as it includes nonlinear power, using the Smith et al. (2003) fitting function. This will not be strictly correct, as the fitting function was determined in a GR context. Note that γ is not very sensitive to l_{max} , while Σ_0 is measured much more accurately in the non-linear regime.

Amendola et al. (2008b) find Euclid weak lensing constraints for a more general parameterization that includes evolution. In particular, $\Sigma(z)$ is investigated by dividing the Euclid weak lensing survey into three redshift bins with equal numbers of galaxies in each bin, and approximating that Σ is constant within that bin. Since the present-day Σ_1 is degenerate with the amplitude of matter fluctuations, it is set to unity. The study finds that a deviation from unit Σ (i.e. General Relativity) of 3% can be detected in the second redshift bin, and a deviation of 10% is still detected in

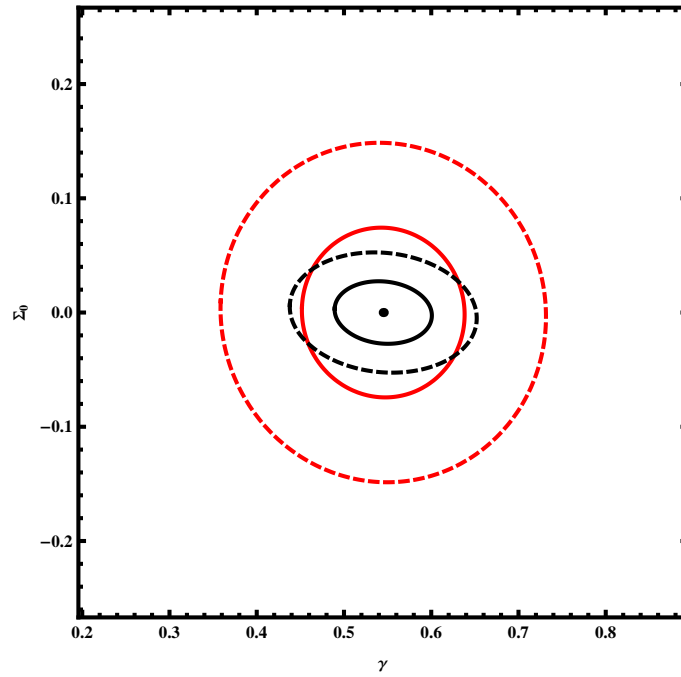


Figure 1.12: Marginalized $\gamma - \Sigma_0$ forecast for weak lensing only analysis with Euclid. Black contours correspond to $l_{max} = 5000$, demonstrating an error of $0.089(1\sigma)$ on Σ_0 , whereas the red contours correspond to $l_{max} = 500$ giving an error of 0.034 . In both cases, the inner and outer contours are 1σ and 2σ respectively. General Relativity resides at $[0.55, 0]$, while DGP resides at $[0.68, 0]$.

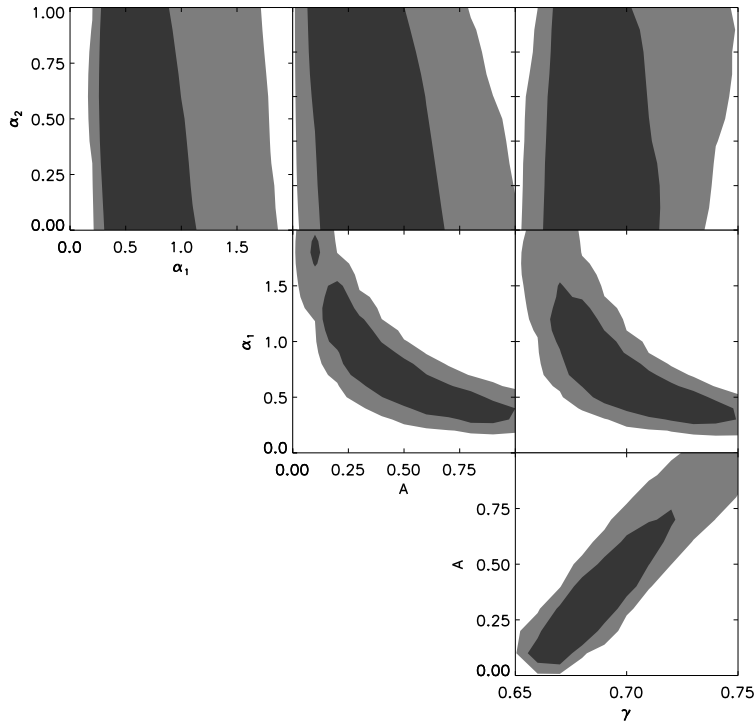


Figure 1.13: Constraints on γ , α_1 , α_2 and A from Euclid, using a DGP fiducial model and 0.4 redshift bins between 0.3 and 1.5 for the central cosmological parameter values fitting WMAP+BAO+SNe.

the furthest redshift bin.

Beynon et al. (2009) make forecasts for modified gravity with Euclid weak lensing including Hu & Sawicki (2007) in interpolating between the linear spectrum predicted by modified gravity, and GR on small scales as required by Solar System tests. This requires parameters A (a measure of the abruptness of transitioning between these two regimes), α_1 (controlling the k -dependence of the transition) and α_2 (controlling the z -dependence of the transition).

The forecasts for modified gravity parameters are shown in Figure 1.13 for the Euclid lensing data. Even with this larger range of parameters to fit, Euclid provides a measurement of the growth factor γ to within 10%, and also allows some constraint on the α_1 parameter, probing the physics of nonlinear collapse in the modified gravity model.

Finally, Song et al. (2010) have shown forecasts for measuring Σ and μ using both imaging and spectroscopic surveys. They combine 20,000 square-degree lensing data (corresponding to Laureijs et al. 2009 rather than to the updated Laureijs et al. 2011) with the peculiar velocity dispersion measured from redshift space distortions in the spectroscopic survey, together with stringent background expansion measurements from the CMB and supernovae. They find that for simple models for the redshift evolution of Σ and μ , both quantities can be measured to 20% accuracy.

1.8.2 Euclid surveys

The Euclid mission will produce a catalog of up to 100 million galaxy redshifts and an imaging survey that should allow to estimate the galaxy ellipticity of up to 2 billion galaxy images. Here we

discuss these surveys and fix their main properties into a “Euclid model”, i.e. an approximation to the real Euclid survey that will be used as reference mission in the following.

Modeling the Redshift Survey.

The main goals of next generation redshift surveys will be to constrain the Dark Energy parameters and to explore models alternative to standard Einstein Gravity. For these purposes they will need to consider very large volumes that encompass $z \sim 1$, i.e. the epoch at which dark energy started dominating the energy budget, spanning a range of epochs large enough to provide a sufficient leverage to discriminate among competing models at different redshifts.

Here we consider a survey covering a large fraction of the extragalactic corresponding to ~ 15000 deg² capable to measure a large number of galaxy redshifts out to $z \sim 2$. A promising observational strategy is to target H α emitters at near-infrared wavelengths (which implies $z > 0.5$) since they guarantee both relatively dense sampling (the space density of this population is expected to increase out to $z \sim 2$) and an efficient method to measure the redshift of the object. The limiting flux of the survey should be the tradeoff between the requirement of minimizing the shot noise, the contamination by other lines (chiefly among them the [OII] line), and that of maximizing the so-called efficiency ε , i.e. the fraction of successfully measured redshifts. To minimize shot noise one should obviously strive for a low flux. Indeed, Geach et al. (2010) found that a limiting flux $f_{\text{H}\alpha} \geq 1 \times 10^{-16}$ erg cm⁻²s⁻¹ would be able to balance shot noise and cosmic variance out to $z = 1.5$. However, simulated observations of mock H α galaxy spectra have shown that ε ranges between 30 % and 60% (depending on the redshift) for a limiting flux $f_{\text{H}\alpha} \geq 3 \times 10^{-16}$ erg cm⁻²s⁻¹ (Laureijs et al., 2011). Moreover, contamination from [OII] line drops from 12% to 1% when the limiting flux increases from 1×10^{-16} to 5×10^{-16} erg cm⁻²s⁻¹ (Geach et al., 2010).

Taking all this into account, in order to reach the top-level science requirement on the number density of H α galaxies, the average effective H α line flux limit from a 1-arcsec diameter source shall be lower than or equal to 3×10^{-16} erg cm⁻²s⁻¹. However, a slitless spectroscopic survey has a success rate in measuring redshifts that is a function of the emission line flux. As such, the Euclid survey cannot be characterized by a single flux limit, as in conventional slit spectroscopy.

We use the number density of H α galaxies at a given redshift, $n(z)$, estimated using the latest empirical data (see Fig. 3.2 of Laureijs et al. (2011)), where the values account for redshift - and flux - success rate, to which we refer as our reference efficiency ε_r .

However, in an attempt to bracket current uncertainties in modeling galaxy surveys, we consider two further scenarios, one where the efficiency is only the half of ε_r and one where it is increased by a factor of 40%. Then we define the following cases:

- *Reference case (ref.)*. Galaxy number density $n(z)$ which include efficiency ε_r (column $n_2(z)$ in Tab. 1.3).
- *Pessimistic case (pess.)*. Galaxy number density $n(z) \cdot 0.5$. i.e. efficiency is $\varepsilon_r \cdot 0.5$ (column $n_3(z)$ in Tab. 1.3).
- *Optimistic case (opt.)*. Galaxy number density $n(z) \cdot 1.4$ i.e. efficiency is $\varepsilon_r \cdot 1.4$ (column $n_1(z)$ in Tab. 1.3).

The total number of observed galaxies ranges from $3 \cdot 10^7$ (pess.) to $9 \cdot 10^7$ (opt.). For all cases we assume that the error on the measured redshift is $\Delta z = 0.001(1+z)$, independent of the limiting flux of the survey.

Modeling the weak lensing survey.

For the weak lensing survey, we assume again a sky coverage of 15,000 square degrees. For the number density we use the common parameterization

$$n(z) = z^2 \exp(-(z/z_0)^{3/2}), \quad (1.212)$$

z	$n_1(z) \times 10^{-3}$	$n_2(z) \times 10^{-3}$	$n_3(z) \times 10^{-3}$
0.65-0.75	1.75	1.25	0.63
0.75-0.85	2.68	1.92	0.96
0.85-0.95	2.56	1.83	0.91
0.95-1.05	2.35	1.68	0.84
1.05-1.15	2.12	1.51	0.76
1.15-1.25	1.88	1.35	0.67
1.25-1.35	1.68	1.20	0.60
1.35-1.45	1.40	1.00	0.50
1.45-1.55	1.12	0.80	0.40
1.55-1.65	0.81	0.58	0.29
1.65-1.75	0.53	0.38	0.19
1.75-1.85	0.49	0.35	0.18
1.85-1.95	0.29	0.21	0.10
1.95-2.05	0.16	0.11	0.06

Table 1.3: Expected galaxy number densities in units of $(h/\text{Mpc})^3$ for Euclid survey. Let us notice that the galaxy number densities $n(z)$ depend on the fiducial cosmology adopted in the computation of the survey volume, needed for the conversion from the galaxy numbers dN/dz to $n(z)$.

where $z_0 = z_{\text{mean}}/1.412$ is the peak of $n(z)$ and z_{mean} the median and typically we assume $z_{\text{mean}} = 0.9$ and a surface density of valid images of $n_g = 30$ per arcmin² (Laureijs et al., 2011)). We also assume that the photometric redshifts give an error of $\Delta z = 0.05(1+z)$. Other specifications will be presented in the relevant sections.

1.8.3 Forecasts for the growth rate from the redshift survey

In this section we forecast the constraints that future observations can put on the growth rate and on a scale-independent bias, employing the Fisher matrix method presented in Sec. 1.7.3. We use the representative Euclid survey presented in Sec. 1.8.2. We assess how well one can constrain the bias function from the analysis of the power spectrum itself and evaluate the impact that treating bias as a free parameter has on the estimates of the growth factor. We estimate how errors depend on the parametrization of the growth factor and on the number and type of degrees of freedom in the analysis. Finally, we explicitly explore the case of coupling between dark energy and dark matter and assess the ability of measuring the coupling constant. Our parametrization is defined as follows. More details can be found in Di Porto et al. (2011).

Equation of state. In order to represent the evolution of the equation of state parameter w , we use the popular CPL parameterization (Chevallier & Polarski, 2001; Linder, 2003)

$$w(z) = w_0 + w_1 \frac{z}{1+z}. \quad (1.213)$$

As a special case we will also consider the case of a constant w . We refer to this as the w -parametrization.

Growth Rate. Here we assume that the growth rate, f_g , is a function of time but not of scale. As usual, we use the simple prescription (Peebles., 1976; Lahav et al., 1991; Polarski & Gannouji, 2008; Linder, 2005b; Wang & Steinhardt, 1998)

$$f_g = \Omega_m^\gamma, \quad (1.214)$$

where $\Omega_m(z)$ is the matter density in units of the critical density as a function of redshift. A value $\gamma \approx 0.545$ reproduces well the Λ CDM behavior while departures from this value characterize different models. Here we explore three different parameterizations of f_g :

- *f-parameterization.* This is in fact a non-parametric model in which the growth rate itself is modeled as a step-wise function $f_g(z) = f_i$, specified in different redshift bins. The errors are derived on f_i in each i -th redshift bin of the survey.
- *γ -parameterization.* As a second case we assume

$$f_g \equiv \Omega_m(z)^{\gamma(z)}. \quad (1.215)$$

where the $\gamma(z)$ function is parametrized as

$$\gamma(z) = \gamma_0 + \gamma_1 \frac{z}{1+z}. \quad (1.216)$$

As shown by Wu et al. (2009); yun Fu et al. (2009), this parameterization is more accurate than that of eq. (1.214) for both Λ CDM and DGP models. Furthermore, this parameterization is especially effective to distinguish between a w CDM model (i.e. a dark energy model with a constant equation of state) that has a negative γ_1 ($-0.020 \lesssim \gamma_1 \lesssim -0.016$) and a DGP model that instead, has a positive γ_1 ($0.035 < \gamma_1 < 0.042$). In addition, modified gravity models show a strongly evolving $\gamma(z)$ (Gannouji et al., 2009; Motohashi et al., 2010a; yun Fu et al., 2009), in contrast with conventional Dark Energy models. As a special case we also consider $\gamma = \text{constant}$ (only when w also is assumed constant), to compare our results with those of previous works.

- *η -parameterization.* To explore models in which perturbations grow faster than in the Λ CDM case, like in the case of a coupling between dark energy and dark matter (Di Porto & Amendola, 2008), we consider a model in which γ is constant and the growth rate varies as

$$f_g \equiv \Omega_m(z)^\gamma (1 + \eta), \quad (1.217)$$

where η quantifies the strength of the coupling. The example of the coupled quintessence model worked out by Di Porto & Amendola (2008) illustrates this point. In that model, the numerical solution for the growth rate can be fitted by the formula (1.217), with $\eta = c\beta_c^2$, where β_c is the dark energy-dark matter coupling constant and best fit values $\gamma = 0.56$ and $c = 2.1$. In this simple case, observational constraints over η can be readily transformed into constraints over β_c .

Reference Cosmological Models. We assume as reference model a “pseudo” Λ CDM, where the growth rate values are obtained from eq. (1.214) with $\gamma = 0.545$ and $\Omega_m(z)$ is given by the standard evolution. Then $\Omega_m(z)$ is completely specified by setting $\Omega_{m,0} = 0.271$, $\Omega_k = 0$, $w_0 = -0.95$, $w_1 = 0$. When the corresponding parameterizations are employed, we choose as fiducial values $\gamma_1 = 0$ and $\eta = 0$. We also assume a primordial slope $n_s = 0.966$ and a present normalization $\sigma_8 = 0.809$.

One of the goals of this work is to assess whether the analysis of the power spectrum in redshift-space can distinguish the fiducial model from alternative cosmologies, characterized by their own set of parameters (apart from $\Omega_{m,0}$ which is set equal to 0.27 for all of them). The alternative models that we consider in this work are:

- *DGP model.* We consider the flat space case studied in Maartens & Majerotto (2006). When we adopt this model then we set $\gamma_0 = 0.663$, $\gamma_1 = 0.041$ (yun Fu et al., 2009) or $\gamma = 0.68$ (Linder & Cahn, 2007b) and $w = -0.8$ when γ and w are assumed constant.
- *$f(R)$ model.* Here we consider the one proposed in Hu & Sawicki (2007), depending on two parameters, n and λ , which we fix to $n = 2$ and $\lambda = 3$. In this case we assume $\gamma_0 = 0.43$, $\gamma_1 = -0.2$, values that apply quite generally in the limit of small scales (provided they are still linear, see Gannouji et al. (2009)) or $\gamma = 0.4$ and $w = -0.99$.

- *coupled dark energy (CDE) model.* This is the coupled model proposed by Amendola (2000a); Wetterich (1995b). In this case we assume $\gamma_0 = 0.56$, $\eta = 0.056$ (this value comes from putting $\beta_c = 0.16$ as coupling, which is of the order of the maximal value allowed by CMB constraints) (Amendola & Quercellini, 2003). As already explained, this model cannot be reproduced by a constant γ . Forecasts on coupled quintessence based on Amendola et al. (2011); Amendola (2000a); Pettorino & Baccigalupi (2008) are discussed in more detail in subsec.1.8.8.

For the fiducial values of the bias parameters in every bin, we assume $b(z) = \sqrt{1+z}$ (already used in Rassat et al. (2008)) since this function provides a good fit to H_α line galaxies with luminosity $L_{H_\alpha} = 10^{42} \text{ erg}^{-1} \text{ s}^{-1} \text{ h}^{-2}$ modeled by Orsi et al. (2010) using the semi-analytic *GALFORM* models of Baugh et al. (2005). For the sake of comparison, we will also consider the case of constant $b = 1$ corresponding to the rather unphysical case of a redshift-independent population of unbiased mass tracers.

The fiducial values for β are computed through

$$\beta^F(z) = \frac{\Omega_m^F(z)\gamma^F}{b^F(z)} = \frac{f_g^F}{b^F} \quad (1.218)$$

Now we express the growth function $G(z)$ and the redshift distortion parameter $\beta(z)$ in terms of the growth rate f (see eqs. (1.219), (1.218)). When we compute the derivatives of the spectrum in the Fisher matrix $b(z)$ and $f(z)$ are considered as independent parameters in each redshift bin. In this way we can compute the errors on b (and f) self consistently by marginalizing over all other parameters.

Now we are ready to present the main result of the Fisher matrix analysis. We note that in all tables below we always quote errors at 68% probability level and draw in the plots the probability regions at 68% and/or 95% (denoted for shortness as 1 and 2σ values). Moreover, in all figures, all the parameters that are not shown have been marginalized over or fixed to a fiducial value when so indicated.

Results for the f -parameterization.

The total number of parameters that enter in the Fisher matrix analysis is 45: 5 parameters that describe the background cosmology ($\Omega_{m,0}h^2, \Omega_{b,0}h^2, h, n, \Omega_k$) plus 5 z -dependent parameters specified in 8 redshift bins evenly spaced in the range $z = [0.5, 2.1]$. They are $P_s(z), D(z), H(z), f_g(z), b(z)$. However, since we are not interested in constraining $D(z)$ and $H(z)$, we always project them to the set of parameters they depend on (as explained in Seo & Eisenstein (2003a)) instead of marginalizing over, so extracting more information on the background parameters.

The fiducial growth function $G(z)$ in the $(i+1)$ -th redshift bin is evaluated from a step-wise, constant growth rate $f_g(z)$ as

$$G(z) = \exp \left\{ \int_0^z f_g(z) \frac{dz}{1+z} \right\} = \prod_i \left(\frac{1+z_i}{1+z_{i-1}} \right)^{f_i} \left(\frac{1+z}{1+z_i} \right)^{f_{i+1}}. \quad (1.219)$$

To obtain the errors on s_i and b_i we compute the elements of the Fisher matrix and marginalize over all other parameters. In this case one is able to obtain, self-consistently, the error on the bias and on the growth factor at different redshifts, as detailed in Tab. 1.4. In Fig. 1.14 we show the contour plots at 68% and 95% of probability for all the pairs $s(z_i) - b(z_i)$ in several redshift bins (with $b = \sqrt{1+z}$), where z_i 's are the central values of the bins. We do not show the ellipses for all the 14 bins to avoid overcrowding.

The table 1.4 illustrates one important result: through the analysis of the redshift-space galaxy power spectrum in a next-generation Euclid-like survey, it will be possible to measure galaxy biasing in $\Delta z = 0.1$ redshift bins with less than 1.6% error, provided that the bias function is independent on scale. We also tested a different choice for the fiducial form of the bias: $b(z) = 1$ finding that the precision in measuring the bias as well as the other parameters has a very little dependence on

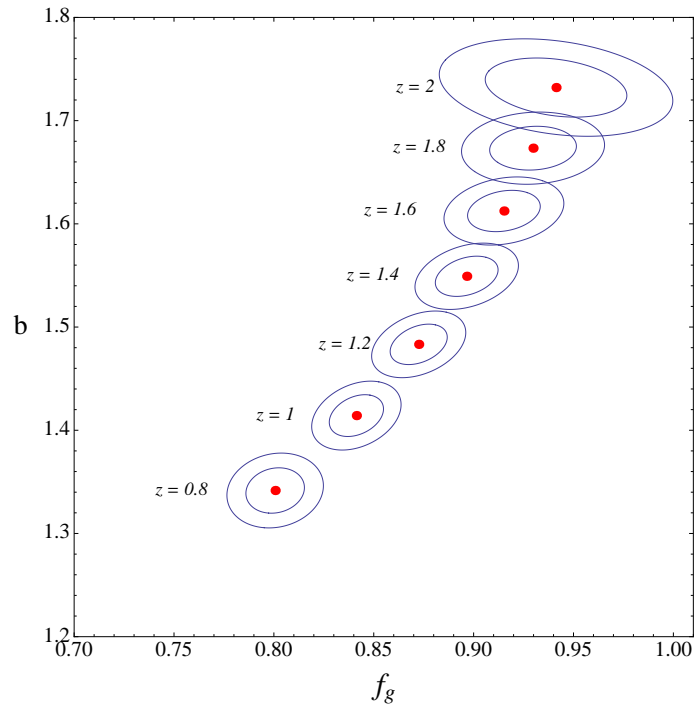


Figure 1.14: Contour plots at 68% and 98% of probability for the pairs $s(z_i) - b(z_i)$ in 7 redshift bins (with $b = \sqrt{1+z}$). The ellipses are centered on the fiducial values of the growth rate and bias parameters, computed in the central values of the bins, z_i .

the $b(z)$ form. Given the robustness of the results on the choice of $b(z)$ in the following we only consider the $b(z) = \sqrt{1+z}$ case.

In Fig. 1.15 we show the errors on the growth rate f_g as a function of redshift, overplotted to our fiducial Λ CDM (green solid curve). The three sets of error bars are plotted in correspondence of the 14 redshift bins and refer (from left to right) to the *Optimistic*, *Reference* and *Pessimistic* cases, respectively. The other curves show the expected growth rate in three alternative cosmological models: flat DGP (red dashed curve), $f(R)$ (blue dotted curve) and CDE (purple, dot-dashed curve). This plot clearly illustrates the ability of next generation surveys to distinguish between alternative models, even in the less favorable choice of survey parameters.

The main results can be summarized as follows.

1. The ability of measuring the biasing function is not too sensitive to the characteristic of the survey ($b(z)$ can be constrained to within 1% in the *Optimistic* scenario and up to 1.6% in the *Pessimistic* one) provided that the bias function is independent on scale. Moreover, we checked that the precision in measuring the bias has a very little dependence on the $b(z)$ form.
2. The growth rate f_g can be estimated to within 1-2.5% in each bin for the *Reference case* survey with no need of estimating the bias function $b(z)$ from some dedicated, independent analysis using higher order statistics (Verde et al., 2002) or full-PDF analysis (Sigad et al., 2000).
3. The estimated errors on f_g depend weakly on the fiducial model of $b(z)$.

Next, we focus on the ability of determining γ_0 and γ_1 , in the context of the γ -parameterization and γ, η in the η -parameterization. In both cases the Fisher matrix elements have been estimated

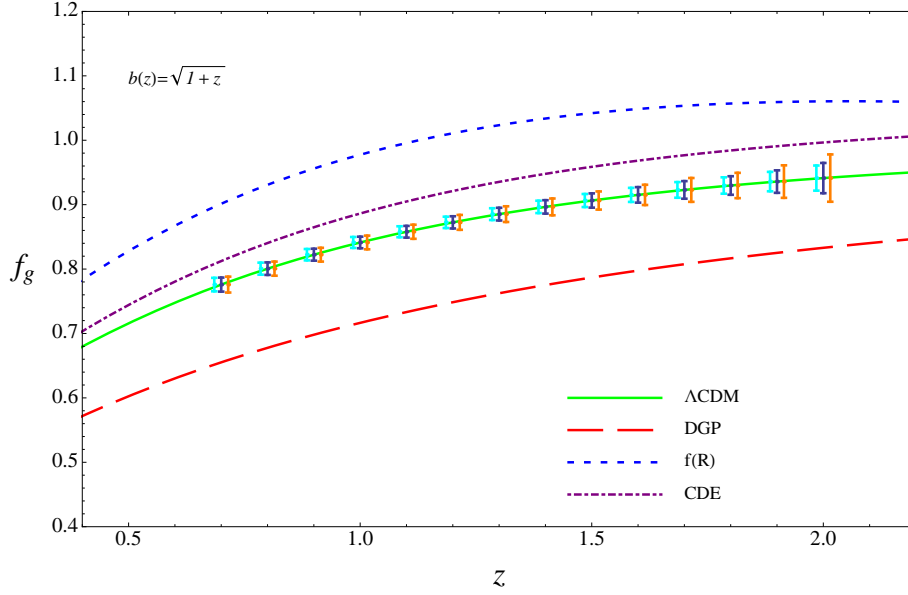


Figure 1.15: Expected constraints on the growth rates in each redshift bin. For each z the central error bars refer to the *Reference case* while those referring to the *Optimistic* and *Pessimistic* case have been shifted by -0.015 and $+0.015$ respectively. The growth rates for four different models are also plotted: Λ CDM (green solid curve), flat DGP (red dashed curve), $f(R)$ model (blue dotted curve) and a model with coupling between dark energy and dark matter (purple, dot-dashed curve). In this case it will be possible to distinguish these models with next generation data.

by expressing the growth factor as

$$G(z) = \delta_0 \exp \left[(1 + \eta) \int_0^z \Omega_m(z')^{\gamma(z)} \frac{dz'}{1 + z'} \right], \quad (1.220)$$

where for the γ -parameterization we fix $\eta = 0$.

- *γ -parameterization.* We start by considering the case of constant γ and w in which we set $\gamma = \gamma^F = 0.545$ and $w = w^F = -0.95$. As we will discuss in the next Section, this simple case will allow us to cross-check our results with those in the literature. In Fig. 1.16 we show the marginalized probability regions, at 1 and 2σ levels, for γ and w . The regions with different shades of green illustrates the *Reference case* for the survey whereas the blue long-dashed and the black short-dashed ellipses refer to the *Optimistic* and *Pessimistic* cases, respectively. Errors on γ and w are listed in Tab. 1.5 together with the corresponding figures of merit [FOM] defined to be the squared inverse of the Fisher matrix determinant and therefore equal to the inverse of the product of the errors in the pivot point, see Albrecht et al. (2006). Contours are centered on the fiducial model. The blue triangle and the blue square represent the flat DGP and the $f(R)$ models' predictions, respectively. It is clear that, in the case of constant γ and w , the measurement of the growth rate in a Euclid-like survey will allow us to discriminate among these models. These results have been obtained by fixing the curvature to its fiducial value $\Omega_k = 0$. If instead, we consider curvature as a free parameter and marginalize over, the errors on γ and w increase significantly, as shown in Table 1.6, and yet the precision is good enough to distinguish the different models. For completeness, we also computed the fully marginalized errors over the other Cosmological parameters for the reference survey, given in Tab. 1.7.

σ_b			b^F	z	f_g^F	σ_{f_g}		
ref.	opt.	pess.				ref.	opt.	pess.
0.016	0.015	0.019	1.30	0.7	0.76	0.011	0.010	0.012
0.014	0.014	0.017	1.34	0.8	0.80	0.010	0.009	0.011
0.014	0.013	0.017	1.38	0.9	0.82	0.009	0.009	0.011
0.013	0.012	0.016	1.41	1.0	0.84	0.009	0.008	0.011
0.013	0.012	0.016	1.45	1.1	0.86	0.009	0.008	0.011
0.013	0.012	0.016	1.48	1.2	0.87	0.009	0.009	0.011
0.013	0.012	0.016	1.52	1.3	0.88	0.010	0.009	0.012
0.013	0.012	0.016	1.55	1.4	0.89	0.010	0.009	0.013
0.013	0.012	0.016	1.58	1.5	0.91	0.011	0.010	0.014
0.013	0.012	0.016	1.61	1.6	0.91	0.012	0.011	0.016
0.014	0.013	0.017	1.64	1.7	0.92	0.014	0.012	0.018
0.014	0.013	0.018	1.67	1.8	0.93	0.014	0.013	0.019
0.016	0.014	0.021	1.70	1.9	0.93	0.017	0.015	0.025
0.019	0.016	0.028	1.73	2.0	0.94	0.023	0.019	0.037

Table 1.4: 1σ marginalized errors for the bias and the growth rates in each redshift bin (Fig. 1.15).

As a second step we considered the case in which γ and w evolve with redshift according to eqs. (1.216) and (1.213) and then we marginalize over the parameters γ_1 , w_1 and Ω_k . The marginalized probability contours are shown in Fig. 1.17 in which we have shown the three survey setups in three different panels to avoid overcrowding. Dashed contours refer to the z -dependent parameterizations while red, continuous contours refer to the case of constant γ and w obtained after marginalizing over Ω_k . Allowing for time dependency increases the size of the confidence ellipses since the Fisher matrix analysis now accounts for the additional uncertainties in the extra-parameters γ_1 and w_1 ; marginalized error values are in columns $\sigma_{\gamma_{\text{marg},1}}$, $\sigma_{w_{\text{marg},1}}$ of Tab. 1.8. The uncertainty ellipses are now larger and show that DGP and fiducial models could be distinguished at $> 2\sigma$ level only if the redshift survey parameter will be more favorable than in the *Reference case*.

We have also projected the marginalized ellipses for the parameters γ_0 and γ_1 and calculated their marginalized errors and figures of merit, which are reported in Tab. 1.9. The corresponding uncertainties contours are shown in the right panel of Fig. 1.16. Once again we overplot the expected values in the $f(R)$ and DGP scenarios to stress the fact that one is expected to be able to distinguish among competing models, irrespective on the survey's precise characteristics.

- *η -parameterization.*

We have repeated the same analysis as for the γ -parameterization taking into account the possibility of coupling between DE and DM i.e. we have modeled the growth factor according to eq. (1.217) and the dark energy equation of state as in eq. (1.213) and marginalized over all parameters, including Ω_k . The marginalized errors are shown in columns $\sigma_{\gamma_{\text{marg},2}}$, $\sigma_{w_{\text{marg},2}}$ of Tab. 1.8 and the significance contours are shown in the three panels of Fig. 1.18 which is analogous to Fig. 1.17. Even if the ellipses are now larger we note that errors are still small enough to distinguish the fiducial model from the $f(R)$ and DGP scenarios at $> 1\sigma$ and $> 2\sigma$ level respectively.

Marginalizing over all other parameters we can compute the uncertainties in the γ and η parameters, as listed in Tab. 1.10. The relative confidence ellipses are shown in the left panel of Fig. 1.19. This plot shows that next generation Euclid-like surveys will be able to distinguish the reference model with no coupling (central, red dot) to the CDE model proposed by Amendola & Quercellini (2003) (white square) only at the 1-1.5 σ level.

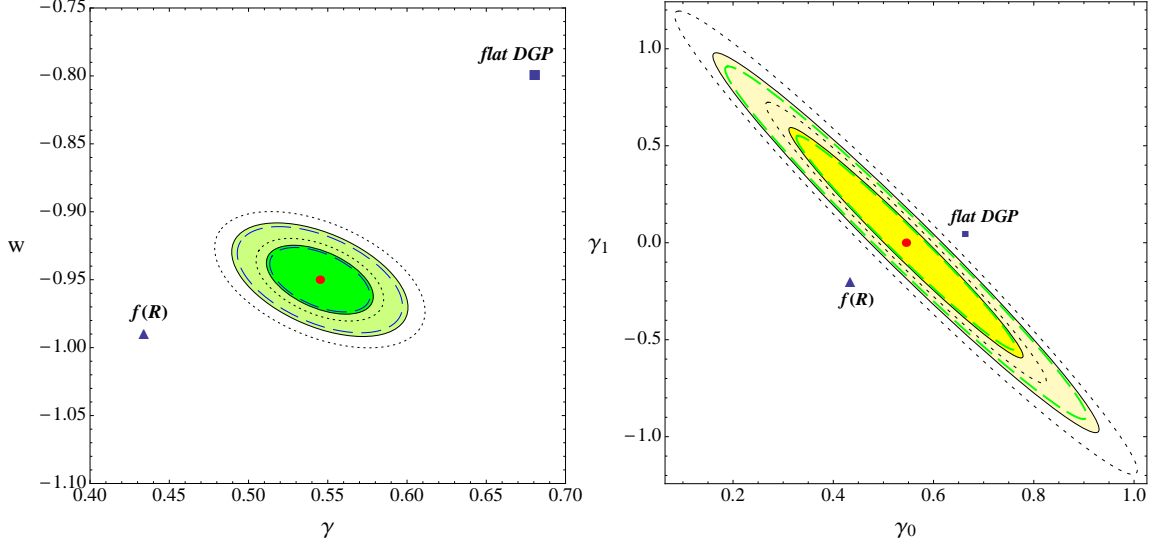


Figure 1.16: γ -parameterization. Left panel: 1 and 2σ marginalized probability regions for constant γ and w : the green (shaded) regions are relative to the *Reference case*, the blue long-dashed ellipses to the *Optimistic case*, while the black short-dashed ellipses are the probability regions for the *Pessimistic case*. The red dot marks the fiducial model; two alternative models are also indicated for comparison. Right panel: 1 and 2σ marginalized probability regions for the parameters γ_0 and γ_1 , relative to the *Reference case* (shaded yellow regions), to the *Optimistic case* (green long-dashed ellipses), and to the *Pessimistic case* (black dotted ellipses). Red dots represent the fiducial model, blue squares mark the DGP while triangles stand for the $f(R)$ model. Then, in the case of γ -parameterization, one could distinguish these three models (at 95% probability).

	case	σ_γ	σ_w	FOM
$b = \sqrt{1+z}$	ref.	0.02	0.017	3052
with	opt.	0.02	0.016	3509
Ω_k fixed	pess.	0.026	0.02	2106

Table 1.5: Numerical values for 1σ constraints on parameters in Fig. 1.16 and figures of merit. Here we have fixed Ω_k to its fiducial value, $\Omega_k = 0$.

Finally, in order to explore the dependence on the number of parameters and to compare our results to previous works, we also draw the confidence ellipses for w_0 , w_1 with three different methods: *i*) fixing γ_0, γ_1 and Ω_k to their fiducial values and marginalizing over all the other parameters; *ii*) fixing only γ_0 and γ_1 ; *iii*) marginalizing over all parameters but w_0, w_1 . As one can see in Fig. 1.20 and Tab. 1.11 this progressive increase in the number of marginalized parameters reflects in a widening of the ellipses with a consequent decrease in the figures of merit. These results are in agreement with those of other authors (e.g. Wang et al. (2010a)).

The results obtained this Section can be summarized as follows.

1. If both γ and w are assumed to be constant and setting $\Omega_k = 0$ then, a redshift survey described by our *Reference case* will be able to constrain these parameters to within 4% and 2%, respectively.
2. Marginalizing over Ω_k degrades these constraints to 5.3% and 4% respectively.
3. If w and γ are considered redshift-dependent and parametrized according to eqs (1.216) and (1.213) then the errors on γ_0 and w_0 obtained after marginalizing over γ_1 and w_1 increase

bias	case	σ_γ	σ_w	FOM
$b = \sqrt{1+z}$	ref.	0.03	0.04	1342
	opt.	0.03	0.03	1589
	pess.	0.04	0.05	864

Table 1.6: Numerical values for 1σ constraints on parameters γ and w (assumed constant), relative to the red ellipses in Figs 1.17, 1.18 and figures of merit. Here we have marginalized over Ω_k .

	case	σ_h	$\sigma_{\Omega_m h^2}$	$\sigma_{\Omega_b h^2}$	σ_{Ω_k}	σ_{n_s}	σ_{σ_8}
$b = \sqrt{1+z}$	ref.	0.007	0.002	0.0004	0.008	0.03	0.006

Table 1.7: Numerical values for marginalized 1σ constraints on Cosmological parameters using constant γ and w .

bias	case	$\sigma_{\gamma_{\text{marg},1}}$	$\sigma_{w_{\text{marg},1}}$	FOM	$\sigma_{\gamma_{\text{marg},2}}$	$\sigma_{w_{\text{marg},2}}$	FOM
$b = \sqrt{1+z}$	ref.	0.15	0.07	97	0.07	0.07	216
	opt.	0.14	0.06	112	0.07	0.06	249
	pess.	0.18	0.09	66	0.09	0.09	147

Table 1.8: 1σ marginalized errors for parameters γ and w expressed through γ and η parameterizations. Columns $\gamma_{0,\text{marg},1}, w_{0,\text{marg},1}$ refer to marginalization over γ_1, w_1 (Fig. 1.17) while columns $\gamma_{0,\text{marg},2}, w_{0,\text{marg},2}$ refer to marginalization over η, w_1 (Fig. 1.18).

bias	case	σ_{γ_0}	σ_{γ_1}	FOM
$b = \sqrt{1+z}$	ref.	0.15	0.4	87
	opt.	0.14	0.36	102
	pess.	0.18	0.48	58

Table 1.9: Numerical values for 1σ constraints on parameters in right panel of Fig. 1.16 and figures of merit.

bias	case	σ_γ	σ_η	FOM
$b = \sqrt{1+z}$	ref.	0.07	0.06	554
	opt.	0.07	0.06	650
	pess.	0.09	0.08	362

Table 1.10: Numerical values for 1σ constraints on parameters in Fig. 1.19 and figures of merit.

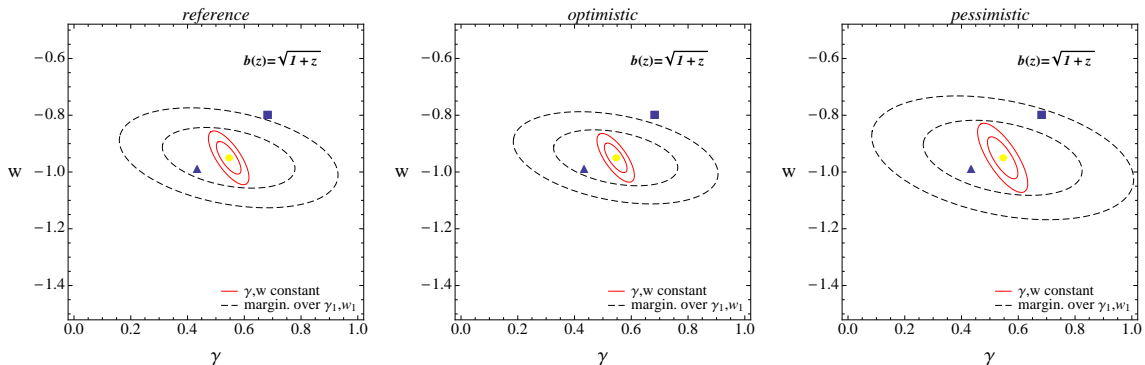


Figure 1.17: γ -parameterization. 1 and 2σ marginalized probability regions obtained assuming constant γ and w (red solid curves) or assuming the parameterizations (1.216) and (1.213) and marginalizing over γ_1 and w_1 (black dashed curves); marginalized error values are in columns $\sigma_{\gamma_{\text{marg},1}}$, $\sigma_{w_{\text{marg},1}}$ of Tab. 1.8. Yellow dots represent the fiducial model, the triangles a $f(R)$ model and the squares mark the flat DGP.

	σ_{w_0}	σ_{w_1}	FOM
$\gamma_0, \gamma_1, \Omega_k$ fixed	0.05	0.16	430
γ_0, γ_1 fixed	0.06	0.26	148
marginalization over all other parameters	0.07	0.3	87

Table 1.11: 1σ marginalized errors for the parameters w_0 and w_1 , obtained with three different methods (reference case, see Fig. 1.20).

by a factor $\sim 7, 5$. However, with this precision we will be able to distinguish the fiducial model from the DGP and $f(R)$ scenarios with more than 2σ and 1σ significance, respectively.

4. The ability to discriminate these models with a significance above 2σ is confirmed by the confidence contours drawn in the γ_0 - γ_1 plane, obtained after marginalizing over all other parameters.
5. If we allow for a coupling between dark matter and dark energy, and we marginalize over η rather than over γ_1 , then the errors on w_0 are almost identical to those obtained in the case of the γ -parameterization, while the errors on γ_0 decrease significantly.

However, our ability in separating the fiducial model from the CDE model is significantly hampered: the confidence contours plotted in the γ - η plane show that discrimination can only be performed with 1-1.5 σ significance. Yet, this is still a remarkable improvement over the present situation, as can be appreciated from Fig. 1.19 where we compare the constraints expected by next generation data to the present ones. Moreover, the *Reference* survey will be able to constrain the parameter η to within 0.06. Reminding that we can write $\eta = 2.1\beta_c^2$ (Di Porto & Amendola, 2008), this means that the coupling parameter β_c between dark energy and dark matter can be constrained to within 0.14, solely employing the growth rate information. This is comparable to existing constraints from the CMB but is complementary since obviously it is obtained at much smaller redshifts. A variable coupling could therefore be detected by comparing the redshift survey results with the CMB ones.

It is worth pointing out that, whenever we have performed statistical tests similar to those already discussed by other authors in the context of a Euclid-like survey, we did find consistent results. Examples of this are the values of FOM and errors for w_0, w_1 , similar to those in Wang et al. (2010b); Majerotto et al. (in prep.) and the errors on constant γ and w (Majerotto et al., in prep.).

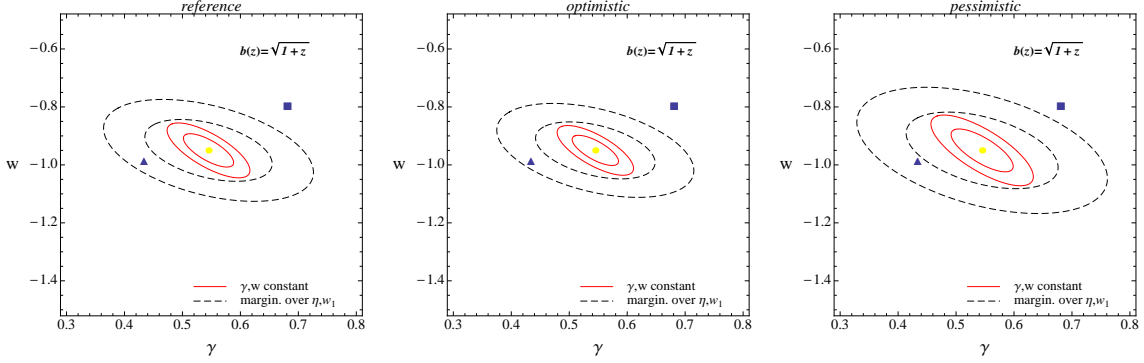


Figure 1.18: η -parameterization. 1 and 2σ marginalized probability regions obtained assuming constant γ and w (red solid curves) or assuming the parameterizations (1.217) and (1.213) and marginalizing over η and w_1 (black dashed curves); marginalized error values are in columns $\sigma_{\gamma_{\text{marg},2}}$, $\sigma_{w_{\text{marg},2}}$ of Tab. 1.9. Yellow dots represent the fiducial model, the triangles stand for a $f(R)$ model and the squares mark the flat DGP.

However, let us notice that all these values strictly depend on the parametrizations adopted and on the numbers of parameters fixed or marginalized over (see e.g. Rassat et al. (2008)).

1.8.4 Weak lensing non-parametric measurement of expansion and growth rate

In this section we apply power spectrum tomography (Hu, 1999) to the Euclid weak lensing survey without using any parameterization of the Hubble parameter $H(z)$ as well as the growth function $G(z)$. Instead, we add the fiducial values of those functions at the center of some redshift bins of our choice to the list of cosmological parameters. Using the Fisher matrix formalism, we can forecast the constraints that future surveys can put on $H(z)$ and $G(z)$. Although such a non-parametric approach is quite common for as concerns the equation-of-state ratio $w(z)$ in supernovae surveys (see e.g. Albrecht et al. (2009)) and also in redshift surveys (Seo & Eisenstein, 2003a), it has not been investigated for weak lensing surveys.

The Fisher matrix is given by (Hu & Tegmark, 1999)

$$F_{\alpha\beta} = f_{\text{sky}} \sum_{\ell} \frac{(2\ell + 1)\Delta\ell}{2} \frac{\partial P_{ij}(\ell)}{\partial p_{\alpha}} C_{jk}^{-1} \frac{\partial P_{km}(\ell)}{\partial p_{\beta}} C_{mi}^{-1}, \quad (1.221)$$

where C is the covariance matrix, $P(\ell)$ is the convergence power spectrum and \mathbf{p} is the vector of the parameters defining our cosmological model. Repeated indices are being summed over from 1 to N , the number of redshift bins. The covariance matrix is defined as (no summation over j)

$$C_{jk} = P_{jk} + \delta_{jk} \gamma_{\text{int}}^2 n_j^{-1}, \quad (1.222)$$

where γ_{int} is the intrinsic galaxy shear and n_j is the fraction of galaxies per steradian belonging to the j -th redshift bin:

$$n_j = 3600 \left(\frac{180}{\pi} \right)^2 n_{\theta} \int_0^{\infty} n_j(z) dz \quad (1.223)$$

where n_{θ} is the galaxy density per arc minute and $n_j(z)$ the galaxy density for the j -th bin, convolved with a gaussian around \hat{z}_j , the center of that bin, with a width of $\sigma_z(1 + \hat{z}_j)$ in order to account for errors in the redshift measurement.

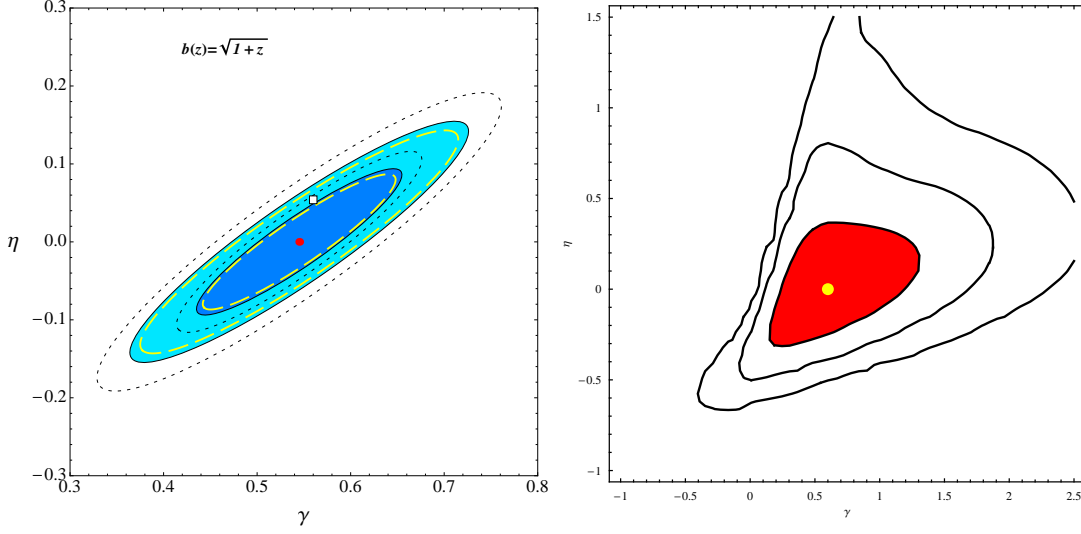


Figure 1.19: η -parameterization. Left panel: 1 and 2σ marginalized probability regions for the parameters γ and η in eq. (1.217) relative to the reference case (shaded blue regions), to the optimistic case (yellow long-dashed ellipses) and to the pessimistic case (black short-dashed ellipses). The red dot marks the fiducial model while the square represents the coupling model. Right panel: present constraints on γ and η computed through a full likelihood method (here the red dot marks the likelihood peak) (Di Porto & Amendola, 2008).

For the matter power spectrum we use the fitting formulae from Eisenstein & Hu (1997) and for its non-linear corrections the results from Smith et al. (2003). Note that this is where the growth function enters. The convergence power spectrum for the i -th and j -th bin can then be written as

$$P_{ij}(\ell) = \frac{9H_0^3}{4} \int_0^\infty \frac{W_i(z)W_j(z)E^3(z)\Omega_m^2(z)}{(1+z)^4} P_{\delta_m} \left(\frac{\ell}{\pi r(z)} \right) dz. \quad (1.224)$$

Here we make use of the window function

$$W_i(z) = \int_z^\infty \frac{d\tilde{z}}{H(\tilde{z})} \left[1 - \frac{r(z)}{r(\tilde{z})} \right] n_i[r(\tilde{z})] \quad (1.225)$$

(with $r(z)$ being the comoving distance) and the dimensionless Hubble parameter

$$E^2(z) = \Omega_m^{(0)}(1+z)^3 + (1 - \Omega_m^{(0)}) \exp \left[\int_0^z \frac{3(1+w(\tilde{z}))}{1+\tilde{z}} d\tilde{z} \right]. \quad (1.226)$$

For the equation-of-state ratio, finally, we use the usual CPL parameterization.

We determine N intervals in redshift space such that each interval contains the same amount of galaxies. For this we use the common parameterization

$$n(z) = z^2 \exp(-(z/z_0)^{3/2}), \quad (1.227)$$

where $z_0 = z_{\text{mean}}/1.412$ is the peak of $n(z)$ and z_{mean} the median. Now we can define \hat{z}_i as the center of the i -th redshift bin and add $h_i \equiv \log(H(\hat{z}_i)/H_0)$ as well as $g_i \equiv \log G(\hat{z}_i)$ to the list of cosmological parameters. The Hubble parameter and the growth function now become functions of the h_i and g_i respectively:

$$H(z; \Omega_m^{(0)}, w_0, w_1) \rightarrow H(z; h_1, \dots, h_N) \quad (1.228)$$

$$G(z; \Omega_m^{(0)}, \gamma) \rightarrow G(z; g_1, \dots, g_N) \quad (1.229)$$

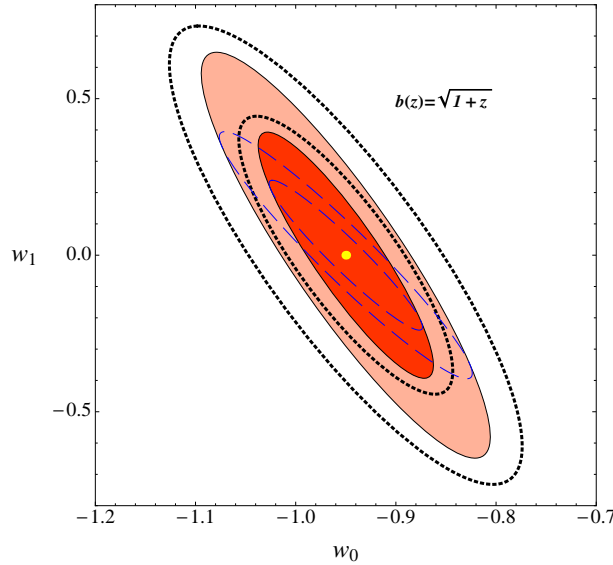


Figure 1.20: Errors on the equation of state. 1 and 2σ marginalized probability regions for the parameters w_0 and w_1 , relative to the reference case and bias $b = \sqrt{1+z}$. The blue dashed ellipses are obtained fixing γ_0, γ_1 and $\Omega_k = 0$ to their fiducial values and marginalizing over all the other parameters; for the red shaded ellipses instead, we also marginalize over $\Omega_k = 0$ but we fix γ_0, γ_1 . Finally, the black dotted ellipses are obtained marginalizing over all parameters but w_0 and w_1 . The progressive increase in the number of parameters reflects in a widening of the ellipses with a consequent decrease in the figures of merit (see Tab. 1.11).

This is being done by linearly interpolating the functions through their supporting points, e.g. $(\hat{z}_i, \exp(h_i))$ for $H(z)$. Any function that depends on either $H(z)$ or $G(z)$ hence becomes a function of the h_i and g_i as well.

ω_m		0.1341			
ω_b		0.02258			
τ		0.088	f_{sky}		0.375
n_s		0.963	z_{mean}		0.9
Ω_m		0.266	σ_z		0.05
w_0		-1	n_θ		30
w_1		0	γ_{int}		0.22
γ		0.547	ℓ_{max}		$5 \cdot 10^3$
γ_{ppn}		0	$\Delta \log_{10} \ell$		0.02
σ_8		0.801			

Table 1.12: Values used in our computation. The values of the fiducial model (WMAP7, on the left) and the survey parameters (on the right)

The values for our fiducial model (taken from WMAP 7-year data (Komatsu, 2010)) and the survey parameters that we chose for our computation can be found in table 1.12.

As for the sum in eq. (1.221), we generally found that with a realistic upper limit of $\ell_{\text{max}} = 5 \cdot 10^3$ and a step size of $\Delta \lg \ell = 0.2$ we get the best result in terms of a figure of merit (FOM), that we defined as

$$FOM = \sum \sigma_i^{-2}. \quad (1.230)$$

Note that this is a fundamentally different FOM than the one defined by the Dark Energy Task Force. Our definition allows for a single large error without influencing the FOM significantly and

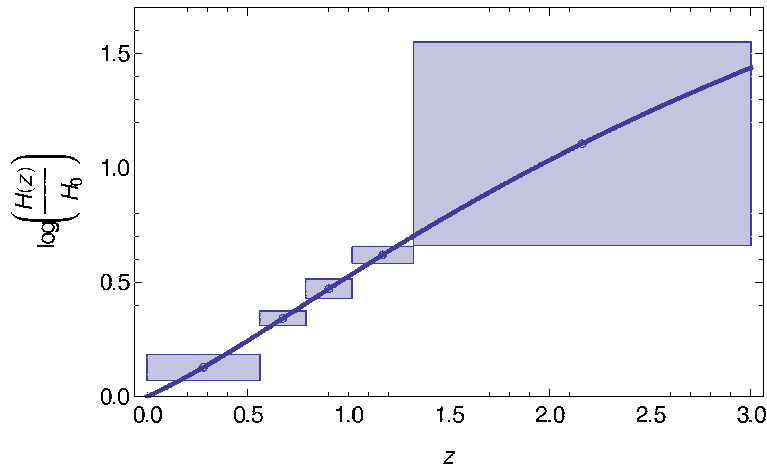


Figure 1.21: Error bars on the Hubble parameter $H(z)$ with five redshift bins. The exact height of the error bars respectively are (0.23, 0.072, 0.089, 0.064, 0.76).

should stay almost constant after dividing a bin arbitrarily in two bins, assuming the error scales roughly as the inverse of the root of the number of galaxies in a given bin.

Figure 1.22: Error bars on the growth function $G(z)$ with three redshift bins while marginalizing over the h_i s. The exact height of the error bars respectively are (0.029, 0.033, 0.25).

We first did the computation with just binning $H(z)$ and using the common fit for the growth function slope (Wang & Steinhardt, 1998)

$$\frac{d \log G(z)}{d \log a} = \Omega_m(z)^\gamma, \quad (1.231)$$

yielding the result in fig. 1.21. Binning both $H(z)$ and $G(z)$ and marginalizing over the h_i s yields the plot for $G(z)$ seen in fig. 1.22.

Notice that here we assumed no prior information. Of course one could improve the FOM by taking into account some external constraints due to other experiments.

1.8.5 Testing the non-linear corrections for weak lensing forecasts.

In order to fully exploit next generation weak lensing survey potentialities, accurate knowledge of non-linear power spectra up to $\sim 1\%$ is needed (Huterer, 2002; Huterer & Takada, 2005). However, such precision goes beyond the claimed $\pm 3\%$ accuracy of the popular HALOFIT code (Smith et al., 2003).

McDonald et al. (2006) showed that, using HALOFIT for non- Λ CDM models, requires suitable corrections. In spite of that, HALOFIT has been often used to calculate the spectra of models with non-constant DE state parameter $w(z)$. This procedure was dictated by the lack of appropriate extensions of HALOFIT to non- Λ CDM cosmologies.

In this paragraph we quantify the effects of using the HALOFIT code instead of N -body outputs for non-linear corrections for DE spectra, when the nature of DE is investigated through weak lensing surveys. Using a Fisher Matrix approach, we evaluate the discrepancies in error forecasts for w_0 , w_a and Ω_m and compare the related confidence ellipses. See Casarini et al. (2011) for further details.

The weak lensing survey is as specified in Sec. 1.8.2. Tests are performed assuming three different fiducial cosmologies: Λ CDM model ($w_0 = -1$, $w_a = 0$) and two dynamical DE models,

still consistent with the WMAP+BAO+SN combination (Komatsu et al., 2011) at 95% C.L. . They will be dubbed M1 ($w_0 = -0.67$, $w_a = 2.28$) and M3 ($w_0 = -1.18$, $w_a = 0.89$). In this way we explore the dependence of our results on the assumed fiducial model. For the other parameters we adopt the fiducial cosmology of Sec. 1.8.2.

The derivatives to calculate the Fisher matrix are evaluated by extracting the power spectra from the N -body simulations of models close to the fiducial ones, obtained by considering parameter increments $\pm 5\%$. For the Λ CDM case, two different initial seeds were also considered, to test the dependence on initial conditions, finding that Fisher Matrix results are almost insensitive to it. For the other fiducial models, only one seed is used.

N -body simulations are performed by using a modified version of PKDGRAV (Stadel, 2001) able to handle any DE state equation $w(a)$, with $N^3 = 256^3$ particles in a box with side $L = 256 h^{-1}\text{Mpc}$. Transfer functions generated using the CAMB package are employed to create initial conditions, with a modified version of the PM software by Klypin & Holtzman (1997), also able to handle suitable parameterizations of DE.

Matter power spectra are obtained by performing a FFT (Fast Fourier Transform) of the matter density fields, computed from the particles distribution through a Cloud-in-Cell algorithm, by using a regular grid with $N_g = 2048$. This allows us to obtain non-linear spectra in a large k -interval. In particular, our resolution allows to work out spectra up to $k \simeq 10 h\text{Mpc}^{-1}$. However, for $k > 2\text{--}3 h\text{Mpc}^{-1}$ neglecting baryon physics is no longer accurate (Jing et al., 2006; Rudd et al., 2008; Bonometto et al., 2010; Zentner et al., 2008; Hearin & Zentner, 2009). For this reason, we consider WL spectra only up to $\ell_{max} = 2000$.

Particular attention has to be paid to matter power spectra normalizations. Infact, we found that, normalizing all models to the same linear $\sigma_8(z=0)$, the shear derivatives with respect to w_0 , w_a or Ω_m were largely dominated by the normalization shift at $z=0$, σ_8 and $\sigma_{8,nl}$ values being quite different and the shift itself depending on w_0 , w_a and Ω_m . This would confuse the z dependence of the growth factor, through the observational z -range. This normalization problem was not previously met in analogous tests with the Fisher matrix, as HALOFIT does not directly depend on the DE state equation.

As a matter of fact, one should keep in mind that, observing the galaxy distribution with future surveys, one can effectively measure $\sigma_{8,nl}$, and not its linear counterpart. For these reasons, we choose to normalize matter power spectra to $\sigma_{8,nl}$, assuming to know it with high precision.

In figures 1.23 we show the confidence ellipses, when the fiducial model is Λ CDM, in the cases of 3 or 5 bins and with $\ell_{max} = 2000$. Since the discrepancy between different seeds are small, discrepancies between HALOFIT and simulations are truly indicating an underestimate of errors in the HALOFIT case.

As expected, the error on Ω_m estimate is not affected by the passage from simulations to HALOFIT, since we are dealing with Λ CDM models only. On the contrary, using HALOFIT leads to underestimates of the errors on w_0 and w_a , by a substantial 30–40% (see Casarini et al. (2011) for further details).

This confirms that, when considering models different from Λ CDM, non linear correction obtained through HALOFIT may be misleading. This is true even when the fiducial model is Λ CDM itself and we just consider mild deviations of w from -1 .

Figure 1.24 then show the results in the w_0 - w_a plane, when the fiducial models are M1 or M3. It is evident that the two cases are quite different. In the M1 case, we see just quite a mild shift, even if they are $\mathcal{O}(10\%)$ on error predictions. In the M3 case, errors estimated through HALOFIT exceed simulation errors by a substantial factor. Altogether, this is a case when estimates based on HALOFIT are not trustworthy.

1.8.6 Forecasts for the dark energy sound speed

As we have seen in Sec. 1.3.1, when dark energy clusters, the standard sub-horizon Poisson equation that links matter fluctuations to the gravitational potential is modified and $Q \neq 1$. The deviation

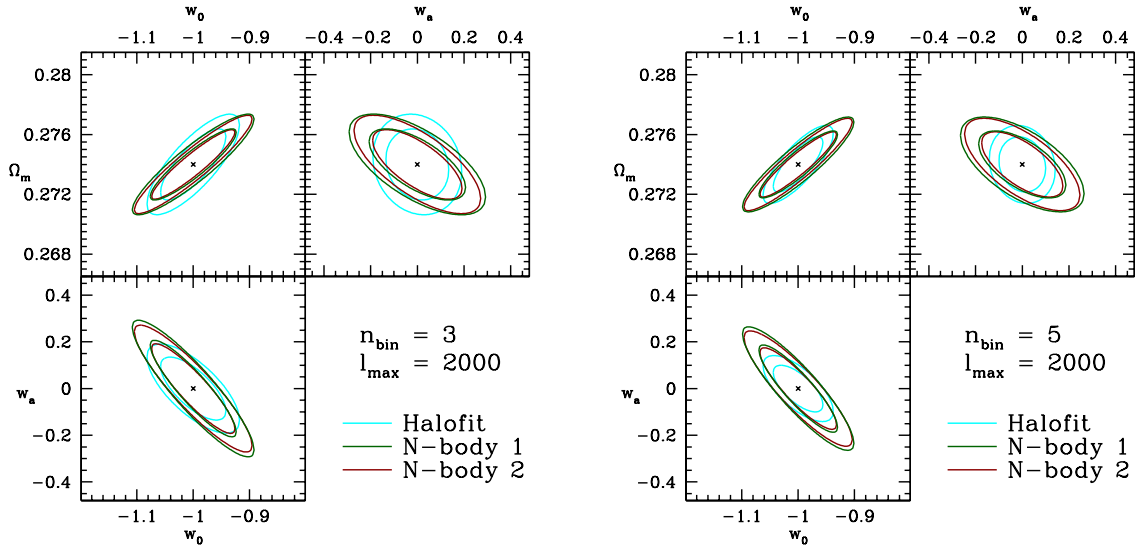


Figure 1.23: Likelihood contours, for 65 % and 95 % C.L., calculated including signals up to $\ell \simeq 2000$ for the Λ CDM fiducial. Here simulations and HALOFIT yield significantly different outputs.

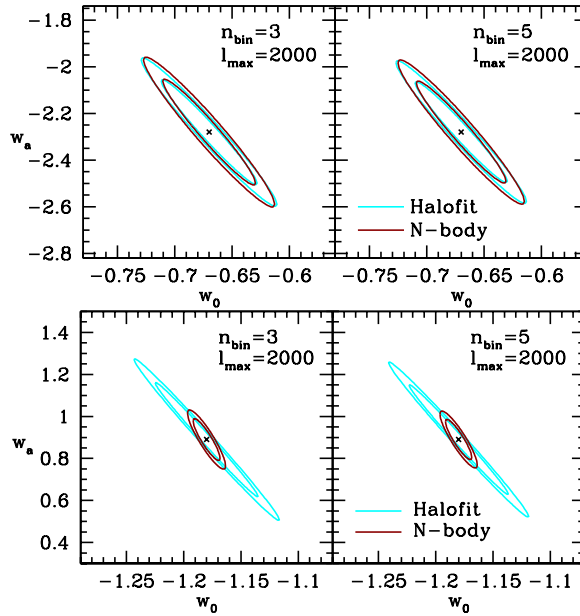


Figure 1.24: On the left (right) panel, 1- and 2- σ contours for the M1 (M3) model. The two fiducial model exhibit quite different behaviours.

from unity will depend on the degree of DE clustering and therefore on the sound speed c_s . In this subsection we try to forecast the constraints that Euclid can put on a constant c_s by measuring Q both via weak lensing and via redshift clustering. Here we assume standard Einstein gravity and zero anisotropic stress (and therefore we have $\Psi = \Phi$) and we allow c_s to assume different values in the range $0 - 1$.

Generically, while dealing with a non-zero sound speed, we have to worry about the sound horizon $k_{sh} = aH/c_s$, which characterizes the growth of the perturbations; then we have at least three regimes with different behaviour of the perturbations:

1. perturbations larger than the causal horizon (where perturbations are acausally connected and their growth is suppressed),
2. perturbations smaller than the causal horizon but larger than the sound horizon, $k \ll aH/c_s$ (this is the only regime where perturbations are free to grow because the velocity dispersion, or equivalently the pressure perturbation, is smaller than the gravitational attraction),
3. perturbations smaller than the sound horizon, $k \gg aH/c_s$ (here perturbations stop growing because the pressure perturbation is larger than the gravitational attraction).

As we have set the anisotropic stress to zero, the perturbations are fully described by Q . The main problem is therefore to find an explicit expression that shows how Q depends on c_s . Sapone & Kunz (2009) have provided the following explicit approximate expression for $Q(k, a)$ which captures the behavior for both super- and sub-horizon scales:

$$Q(k, a) = 1 + \frac{1 - \Omega_{M,0}}{\Omega_{M,0}} \frac{(1+w)a^{-3w}}{1 - 3w + \frac{2}{3}\nu(a)^2}. \quad (1.232)$$

Here $\nu(a)^2 = k^2 c_s^2 a / (\Omega_{M,0} H_0^2)$ which it is defined through $c_s k \equiv \nu a H$ so that ν counts how deep a mode is inside the sound horizon.

Eq. (1.232) depends substantially on the value of the sound speed or, to put it differently, on the scale considered. For scales larger than the sound horizon ($\nu \approx 0$), Eq. (1.232) scales as a^{-3w} and for $\Omega_{m,0} = 0.25$ and $w = -0.8$ we have that

$$Q - 1 \approx \frac{3}{17} a^{2.4} \simeq 0.18 a^{2.4}. \quad (1.233)$$

This is not a negligible deviation today, but it decreases rapidly as we move into the past, as the dark energy becomes less important. ^{vi} As a scale enters the sound horizon, $Q - 1$ grows with one power of the scale factor slower (since δ_{DE} stops growing), suppressing the final deviation roughly by the ratio of horizon size to the scale of interest (as now $\nu^2 \gg 1$). In the observable range, $(k/H_0)^2 \approx 10^2 - 10^4$. Therefore if $c_s \approx 1$, $Q \rightarrow 1$ and the dependence on c_s is lost. This shows that Q is sensitive to c_s only for small values, $c_s^2 \lesssim 10^{-2}$.

We can characterize the dependence of Q on the main perturbation parameter c_s^2 by looking at its derivative, a key quantity for Fisher matrix forecasts:

$$\frac{\partial \log Q}{\partial \log c_s^2} = - \frac{x}{(1+x)} \frac{Q-1}{Q}. \quad (1.234)$$

where $x = \frac{2}{3}\nu(a)^2/(1-3w) \simeq 0.2\nu(a)^2$ (with the last expression being for $w = -0.8$). For the values we are interested here, this derivative has a peak at the present epoch at the sound horizon, i.e. for $c_s \approx H_0/k$, which in the observable range of k is $c_s \approx .01 - .001$, and declines rapidly for larger c_s . This means that the sensitivity of Q to the sound speed can be boosted by several orders of magnitude as the sound speed is decreased.

There are several observables that depend on Q :

^{vi}For this reason, early dark energy models can have a much stronger impact.

- The growth of matter perturbations. There are two ways to influence the growth factor: firstly at background level, with a different Hubble expansion. Secondly at perturbation level: if dark energy clusters then the gravitational potential changes because of the Poisson equation, and this will also affect the growth rate of dark matter. All these effects can be included in the growth index γ and we therefore expect that γ is a function of w and c_s^2 (or equivalently of w and Q).

The growth index depends on dark energy perturbations (through Q) as (Sapone & Kunz, 2009)

$$\gamma = \frac{3(1-w-A(Q))}{5-6w} \quad (1.235)$$

where

$$A(Q) = \frac{Q-1}{1-\Omega_M(a)}. \quad (1.236)$$

Clearly here, the key quantity is the derivative of the growth factor with respect to the sound speed:

$$\frac{\partial \log G}{\partial \ln c_s^2} \propto \int_{a_0}^{a_1} \frac{\partial \gamma}{\partial c_s^2} da \propto \int_{a_0}^{a_1} \frac{\partial Q}{\partial c_s^2} da \propto \int_{a_0}^{a_1} (Q-1) da. \quad (1.237)$$

From the above equation we also notice that the derivative of the growth factor does not depend on $Q-1$ like the derivative Q , but on $Q-Q_0$ as it is an integral (being Q_0 the value of Q today). The growth factor is thus not directly probing the deviation of Q from unity, but rather how Q evolves over time, see Sapone et al. (2010) for more details.

- Redshift space distortions

The distortion induced by redshift can be expressed in linear theory by the β factor, related to the bias factor and the growth rate via:

$$\beta(z, k) = \frac{\Omega_m(z)^{\gamma(k,z)}}{b(z)}. \quad (1.238)$$

The derivative of the redshift distortion parameter with respect to the sound speed is:

$$\frac{\partial \log(1+\beta\mu^2)}{\partial \log c_s^2} = -\frac{3}{5-6w} \frac{\beta\mu^2}{1+\beta\mu^2} \frac{x}{1+x} (Q-1). \quad (1.239)$$

We see that the behavior versus c_s^2 is similar to the one for the Q derivative, so the same discussion applies. Once again, the effect is maximized for small c_s . The β derivative is of comparable to G at $z=0$ but becomes more important at low redshifts.

- Shape of the dark matter power spectrum

Quantify the impact of the sound speed on the matter power spectrum is quite hard as we need to run Boltzmann codes (such as CAMB, Lewis et al. (2000a)) in order to get the full impact of dark energy perturbations into the matter power spectrum. Sapone et al. (2010) proceeded in two ways: first using the CAMB output and then considering the analytic expression from Eisenstein & Hu (1997) (which does not include dark energy perturbations, i.e. does not include c_s).

They find that the impact of the derivative of the matter power spectrum with respect to the sound speed on the final errors is only relevant if high values of c_s^2 are considered; by decreasing the sound speed, the results are less and less affected. The reason is that for low values of the sound speed other parameters, like the growth factor, start to be the dominant source of information on c_s^2 .

Impact on weak lensing.

Now it is possible to investigate the response of weak lensing (WL) to the dark energy parameters. Proceeding with a Fisher matrix as in Amendola et al. (2008b), the main difference here being that the parameter Q has an explicit form. Since Q depends on w and c_s^2 , we can forecast the precision with which those parameters can be extracted. We can also try to trace where the constraints come from. For a vanishing anisotropic stress the WL potential becomes:

$$k^2 (\Phi + \Psi) = -2Q \frac{3H_0^2 \Omega_{M,0}}{2a} \Delta_M \quad (1.240)$$

which can be written, in linear perturbation theory as:

$$k^2 (\Phi + \Psi) = -3H(a)^2 a^3 Q(a, k) \Omega_M(a) G(a, k) \Delta_M(k) . \quad (1.241)$$

Hence, the lensing potential contains three conceptually different contributions from the dark energy perturbations:

- The direct contribution of the perturbations to the gravitational potential through the factor Q .
- The impact of the dark energy perturbations on the growth rate of the dark matter perturbations, affecting the time dependence of Δ_m , through $G(a, k)$.
- A change in the shape of the matter power spectrum $P(k)$, corresponding to the dark energy induced k dependence of Δ_m .

We use the representative Euclid survey presented in Sec. 1.8.2 and we extend our survey up to three different redshifts: $z_{max} = 2, 3, 4$. We choose different values of c_s^2 and $w_0 = -0.8$ in order to maximize the impact on Q : values closer to -1 reduce the effect and therefore increase the errors on c_s .

In Fig. 1.25 we report the $1 - \sigma$ confidence region for w_0, c_s^2 for two different values of the sound speed and z_{max} . For high value of the sound speed ($c_s^2 = 1$) we find $\sigma(w_0) = 0.0195$ and the relative error for the sound speed is $\sigma(c_s^2)/c_s^2 = 2615$. As expected, WL is totally insensitive to the clustering properties of quintessence dark energy models when the sound speed is equal to 1. The presence of dark energy perturbations leaves a w and c_s^2 dependent signature in the evolution of the gravitational potentials through Δ_{DE}/Δ_m and, as already mentioned, the increase of the c_s^2 enhances the suppression of dark energy perturbations which brings $Q \rightarrow 1$.

Once we decrease the sound speed then dark energy perturbations are free to grow at smaller scales. In Fig. 1.25 is shown the confidence region for w_0, c_s^2 for $c_s^2 = 10^{-6}$, we find $\sigma(w_0) = 0.0286$, $\sigma(c_s^2)/c_s^2 = 0.132$; in the last case the error on the measurement on the sound speed reduced to the 70% of the total signal.

Impact on galaxy power spectrum.

We now explore a second probe of clustering, the galaxy power spectrum. The procedure is the same outlined in Sec. 1.7.3. We use the representative Euclid survey presented in Sec. 1.8.2. Here too we also consider in addition possible extended surveys to $z_{max} = 2.5$ and $z_{max} = 4$.

In Fig. 1.26 we report the confidence region for w_0, c_s^2 for two different values of the sound speed and z_{max} . For high values of the sound speed ($c_s^2 = 1$) we find, for our benchmark survey: $\sigma(w_0) = 0.0133$, and $\sigma(c_s^2)/c_s^2 = 50.05$. Here again we find that galaxy power spectrum is not sensitive to the clustering properties of dark energy when the sound speed is of order unity. If we decrease the sound speed down to $c_s^2 = 10^{-6}$ then the errors are $\sigma(w_0) = 0.0125$, $\sigma(c_s^2)/c_s^2 = 0.118$.

In conclusion, as perhaps expected, we find that dark energy perturbations have a very small effect on dark matter clustering unless the sound speed is extremely small, $c_s \leq 0.01$. Let us remind that in order to boost the observable effect, we always assumed $w = -0.8$: for values closer to -1 the sensitivity to c_s^2 is further reduced; as a test, Sapone et al. (2010) performed the calculation

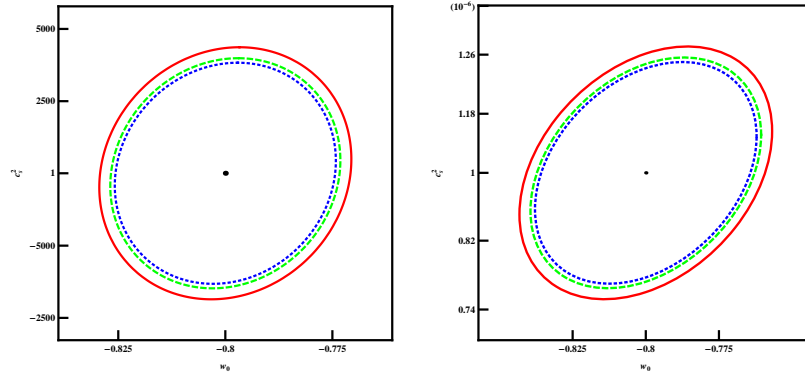


Figure 1.25: Confidence region at 68% for three different value of $z_{max} = 2.5, 3.5, 4$, red solid, green long-dashed and blue dashed contour, respectively. The left panel shows the confidence region when the sound speed is $c_s^2 = 1$; the right panel with the sound speed $c_s^2 = 10^{-6}$. The parameter equation of state is for both cases $w_0 = -0.8$.

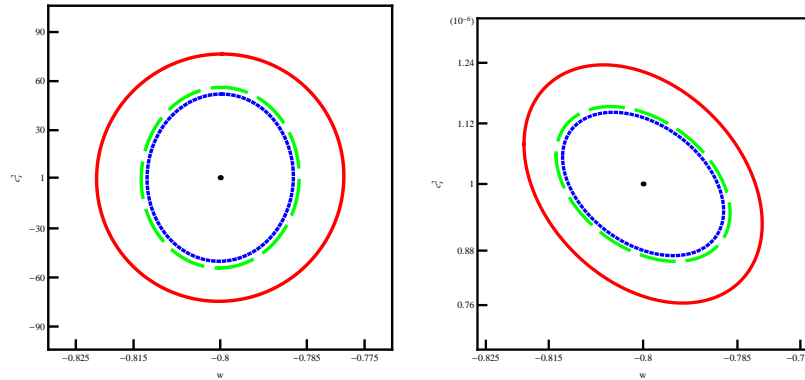


Figure 1.26: Confidence region at 68% for three different value of $z_{max} = 2.5, 3.5, 4$, red solid, green long-dashed and blue dashed counter, respectively. The left panel shows the confidence region when the sound speed is $c_s^2 = 1$; the right panel with the sound speed $c_s^2 = 10^{-6}$. The parameter equation of state is for both cases $w_0 = -0.8$.

for $w = -0.9$ and $c_s^2 = 10^{-5}$ and found $\sigma_{c_s^2}/c_s^2 = 2.6$ and $\sigma_{c_s^2}/c_s^2 = 1.09$ for WL and galaxy power spectrum experiments, respectively.

Such small sound speeds are not in contrast with the fundamental expectation of dark energy being much smoother than dark matter: even with $c_s \approx 0.01$, dark energy perturbations are more than one order of magnitude weaker than dark matter ones (at least for the class of models investigated here) and safely below non-linearity at the present time at all scales. Models of ‘‘cold’’ dark energy are interesting because they can cross the phantom divide (Kunz & Sapone, 2006) and contribute to the cluster masses (Creminelli et al., 2010) (see also Sec. 1.6.2 of this review). Small c_s could be constructed for instance with scalar fields with non-standard kinetic energy terms.

1.8.7 Weak lensing constraints on $f(R)$ gravity

In this section present the Euclid weak lensing forecasts of a specific, but very popular, class of models, the so-called $f(R)$ models of gravity. As we have already seen in Sec. 1.4.5 these models are described by the action

$$S_{\text{grav}} = \int \sqrt{-g} d^4x \left[\frac{f(R)}{16\pi G} - \mathcal{L}_m \right], \quad (1.242)$$

where $f(R)$ is an arbitrary function of the Ricci scalar and \mathcal{L}_m is the Lagrange density of standard matter and radiation. These models introduce an additional scalar field (referred to as the scalaron), which is gravitationally coupled to ordinary matter. This scalar field has the unique property that its mass depends on the ‘background’ energy density via the so-called chameleon effect, a fact that proves important in evading solar system tests of gravity (see for example Chiba (2003); Tsujikawa et al. (2008a); Lin et al. (2010).) General Relativity and the standard Λ CDM cosmological model is recovered if we set $f(R) = R - R_{\text{vac}}/2$, where R_{vac} is the constant vacuum curvature of spacetime.

The gravitational field equations for these models are fourth order in derivatives of the metric, and for viable models it can be shown that the modified Friedmann equation can be approximately written as

$$\frac{H^2}{H_0^2} = \frac{\Omega_{m0}}{a^3} + \frac{\Omega_{r0}}{a^4} + \Omega_{\Lambda 0} + \frac{R_{\text{GR}}}{6H_0^2}(\bar{f}_R - 1) - \frac{(\bar{f} - R_{\text{GR}})}{6H_0^2} - a \frac{H_{\text{GR}}^2}{H_0^2} R'_{\text{GR}} \bar{f}_{\text{RR}} - \frac{H_{\text{GR}}^2}{H_0^2}(\bar{f}_R - 1), \quad (1.243)$$

where R subscripts denote differentiation with respect to R ; $f_R = df/dR$ and $\bar{f} \equiv f + R_{\text{vac}}/2$. H_{GR} is the standard Λ CDM Hubble parameter

$$\frac{H_{\text{GR}}^2}{H_0^2} = \frac{\Omega_{m0}}{a^3} + \Omega_{\Lambda 0} + \frac{\Omega_{r0}}{a^4}, \quad (1.244)$$

and $R_{\text{GR}} = 12\dot{H}_{\text{GR}}^2 + 6\ddot{H}_{\text{GR}}$, where dots denote differentiation with respect to cosmological time. The General Relativistic limit corresponds to $\bar{f} \rightarrow R_{\text{GR}}$, $\bar{f}_R \rightarrow 1$, $\bar{f}_{\text{RR}} \rightarrow 0$.

In principle one has complete freedom to specify the function $f(R)$, and so it follows from (1.243) that we can reproduce any expansion history. However, as discussed in Sec. 1.4.5, those that remain viable are the subset that very closely mimic the standard Λ CDM background expansion, as this restricted subclass of models can evade solar system constraints (Chiba, 2003; Tsujikawa et al., 2008a; Lin et al., 2010), have a standard matter era in which the scale factor evolves according to $a(t) \propto t^{2/3}$ (Amendola et al., 2007b) and can also be free of ghost and tachyon instabilities (Nariai, 1973; Gurovich & Starobinsky, 1979).

It belongs to this subclass the popular $f(R)$ model proposed by Hu & Sawicki (2007) (1.83). Camera et al. (2011b) demonstrated that Euclid will have the power of distinguish between it and Λ CDM with a good accuracy. They performed a tomographic analysis using several values of the maximum allowed wavenumber of the Fisher matrices; specifically, a conservative value of 1000,

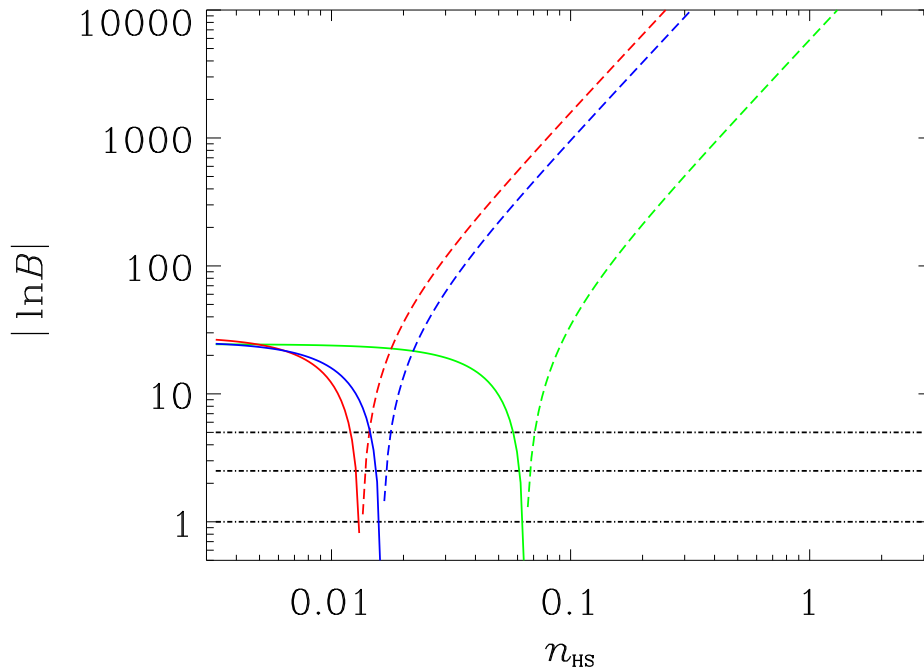


Figure 1.27: The Bayes factor $\ln B$ for the $f(R)$ model of Eq. (1.83) over standard Λ CDM as a function of the extra parameter n . The green, red and blue curves refer to the conservative, bin-dependent and optimistic ℓ_{\max} , respectively. The horizontal lines denote the Jeffreys' scale levels of significance.

an optimistic value of 5000 and a bin-dependent setting, which increases the maximum angular wavenumber for distant shells and reduces it for nearby shells. Moreover, they computed the Bayesian expected evidence for the model of Eq. (1.83) over the Λ CDM model as a function of the extra parameter n . This can be done because the Λ CDM model is formally nested in this $f(R)$ model, and the latter is equivalent to the former when $n = 0$. Their results are shown in Fig. 1.27.

This subclass of $f(R)$ models can be parameterised solely in terms of the mass of the scalar field, which is related to the $f(R)$ functional form via the relation

$$M^2(a) = \frac{1}{3f_{RR}[R_{\text{back}}(a)]} \quad (1.245)$$

where f_{RR} is a function of the background Ricci scalar R_{back} , which approximately takes its standard Λ CDM form,

$$\frac{R_{\text{back}}}{H_0^2} \simeq \frac{3\Omega_{\text{m}0}}{a^3} + 12\Omega_{\Lambda}, \quad (1.246)$$

valid for $z \lesssim 1000$. The mass $M(a)$ is typically a function of redshift which decays from a large value in the early Universe to its present day value M_0 .

Whilst these models are practically indistinguishable from Λ CDM at the level of background expansion, there is a significant difference in the evolution of perturbations relative to the standard General Relativistic behaviour.

The evolution of linear density perturbations in the context of $f(R)$ gravity is markedly different than in the standard Λ CDM scenario; $\delta_m \equiv \delta\rho_m/\rho_m$ acquires a nontrivial scale dependence at late times. This is due to the presence of an additional scale $M(a)$ in the equations; as any given mode crosses the modified gravity ‘horizon’ $k = aM(a)$, said mode will feel an enhanced gravitational force due to the scalar field. This will have the effect of increasing the power of small scale modes.

Perturbations on sub-horizon scales in the Newtonian gauge evolve approximately according to

$$\Psi = \left(1 + \frac{2\bar{K}^2}{3 + 2\bar{K}^2}\right) \Phi, \quad (1.247)$$

$$k^2\Phi = -4\pi G \left(\frac{3 + 2\bar{K}^2}{3 + 3\bar{K}^2}\right) a^2\rho_m\delta_m, \quad (1.248)$$

$$\ddot{\delta}_m + 2H\dot{\delta}_m - 4\pi G \left(\frac{3 + 4\bar{K}^2}{3 + 3\bar{K}^2}\right) \rho_m\delta_m = 0, \quad (1.249)$$

where $\bar{K} = k/(aM(a))$. These equations represent a particular example of a general parameterization introduced in Martinelli et al. (2010); Bertschinger & Zukin (2008); Zhao et al. (2009b). To solve them one should first parameterize the scalaron mass $M(a)$, choosing a form that broadly describes the behaviour of viable $f(R)$ models. A suitable functional form, which takes into account the evolution of $M(a)$ in both the matter era and the late time accelerating epoch, is given by Thomas et al. (2011)

$$M^2 = M_0^2 \left(\frac{a^{-3} + 4a_*^{-3}}{1 + 4a_*^{-3}}\right)^{2\nu}, \quad (1.250)$$

where a_* is the scale factor at matter- Λ equality; $a_* = (\Omega_{m0}/\Omega_\Lambda)^{1/3}$. There are two modified gravity parameters; M_0 is the mass of the scalaron at the present time and ν is the rate of increase of $M(a)$ to the past.

In fig.1.28 the linear matter power spectrum is exhibited for this parameterization (dashed line), along with the standard Λ CDM power spectrum (solid line). The observed, redshift dependent tilt is due to the scalaron’s influence on small scale modes, and represents a clear modified gravity signal. Since weak lensing is sensitive to the underlying matter power spectrum, we expect Euclid to provide direct constraints on the mass of the scalar field.

1.8.8 Forecast constraints on coupled quintessence cosmologies

In this section we present forecasts for coupled quintessence cosmologies Amendola (2000a); Wetterich (1995b); Pettorino & Baccigalupi (2008), obtained when combining Euclid weak lensing, Euclid redshift survey (baryon acoustic oscillations, redshift distortions and full $P(k)$ shape) and CMB as obtained in Planck (see also the next section for CMB priors). Results reported here were obtained in Amendola et al. (2011) and we refer to it for details on the analysis and Planck specifications (for weak lensing and CMB constraints on coupled quintessence with a different coupling see also Martinelli et al. (2010); De Bernardis et al. (2011)). In Amendola et al. (2011) the coupling is the one described in section 1.4.3, as induced by a scalar-tensor model. The slope α of the Ratra-Peebles potential is included as an additional parameter and Euclid specifications refer to the Euclid Definition phase Laureijs et al. (2011).

The combined Fisher confidence regions are plotted in Fig. 1.29 and the results are in Table 1.13. The main result is that future surveys can constrain the coupling of dark energy to dark matter β^2 to less than $3 \cdot 10^{-4}$. Interestingly, some combinations of parameters (e.g. Ω_b vs α) seem to profit at most from the combination of the three probes.

We can also ask whether a better knowledge of the parameters $\{\alpha, \Omega_c, h, \Omega_b, n_s, \sigma_8, \log(A)\}$, obtained by independent future observations, can give us better constraints on the coupling β^2 . In

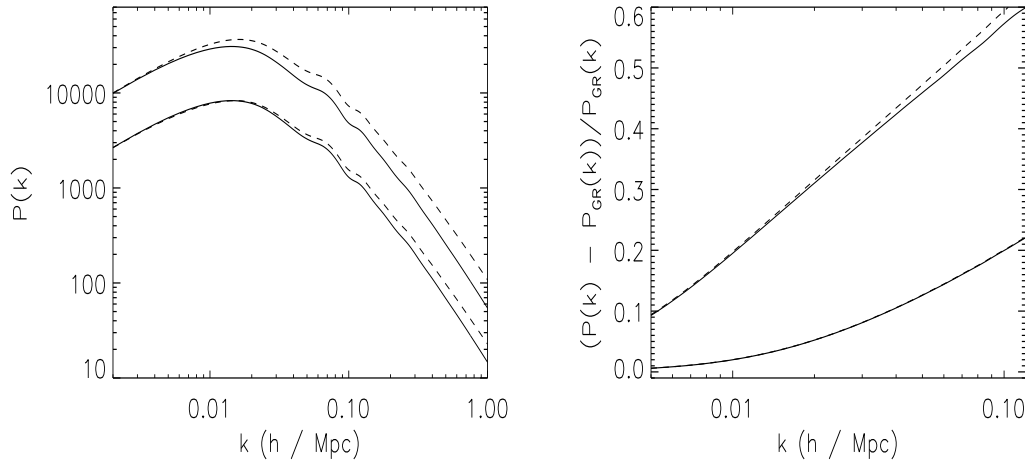


Figure 1.28: *Left Panel:* Linear matter power spectra for ΛCDM (solid line; $M_0^{-1} = 0$, $\nu = 1.5$) and scalaron (dashed line; $M_0^{-1} = 375[10^{28}\text{h}^{-1}\text{eV}^{-1}]$, $\nu = 1.5$) cosmologies. The modification to gravity causes a sizeable scale dependent effect in the growth of perturbations. The redshift dependence of the scalaron can be seen by comparing the top and bottom pairs of power spectra evaluated at redshifts $z = 0.0$ and $z = 1.5$, respectively. *Right Panel:* The environmental dependent chameleon mechanism can be seen in the mildly non linear regime. We exhibit the fractional difference $(P(k) - P_{\text{GR}}(k))/P_{\text{GR}}(k)$ between the f(R) and GR power spectra for the model (1.250) with parameters $M_0^{-1} = 375[10^{28}\text{h}^{-1}\text{eV}^{-1}]$ and $\nu = 1.5$. The dashed lines represent linear power spectra ($P(k)$ and $P_{\text{GR}}(k)$ calculated with no higher order effects) and the solid lines are the power spectra calculated to second order. We see that the nonlinearities decrease the modified gravity signal. This is a result of the chameleon mechanism. The top set of lines correspond to $z = 0$ and the bottom to $z = 0.9$; demonstrating that the modified gravity signal dramatically decreases for larger z . This is due to the scalaron mass being much larger at higher redshifts. Furthermore, non linear effects are less significant for increasing z .

Table 1.14 we show the errors on β^2 when we have a better knowledge of only one other parameter, which is here fixed to the reference value. All remaining parameters are marginalized over.

It is remarkable to notice that the combination of CMB, power spectrum and weak lensing is already a powerful tool and a better knowledge of one parameter doesn't improve much the constraints on β^2 . CMB alone, instead, improves by a factor 3 when Ω_c is known and by a factor 2 when h is known. The power spectrum is mostly influenced by Ω_c , which allows to improve constraints on the coupling by more than a factor 2. Weak lensing gains the most by a better knowledge of σ_8 .

1.8.9 Extra-Euclidean data and priors

Other dark energy projects will enable the cross-check of the dark energy constraints from Euclid. These include Planck, BOSS, WiggleZ, HETDEX, DES, Panstarrs, LSST, and BigBOSS.

Planck will provide exquisite constraints on cosmological parameters, but not tight constraints on dark energy by itself, as CMB data are not sensitive to the nature of dark energy (which has to be probed at $z < 2$, where dark energy becomes increasingly important in the cosmic expansion history and the growth history of cosmic large scale structure). Planck data in combination with Euclid data provide powerful constraints on dark energy and tests of gravity. In the next section

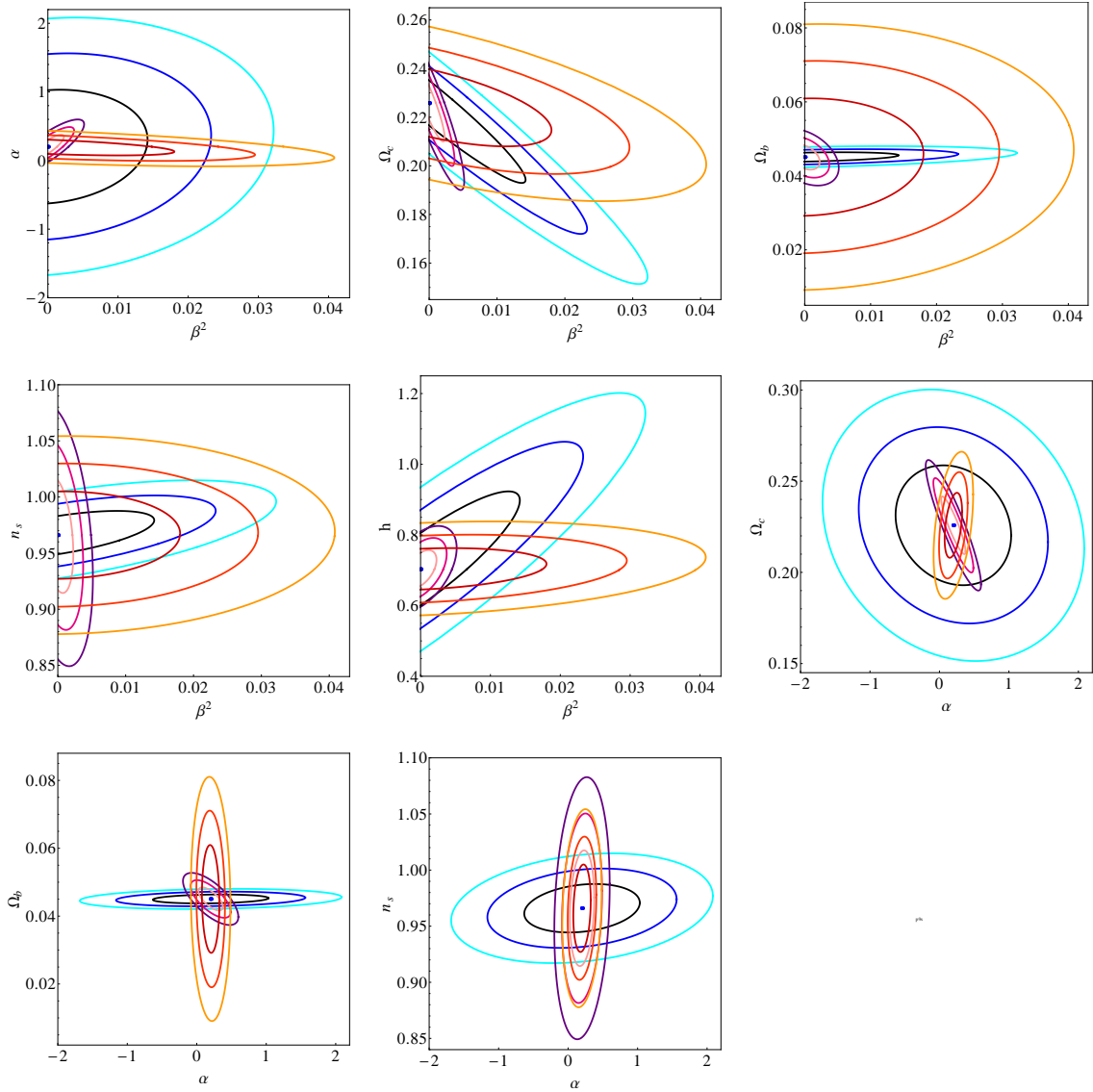


Figure 1.29: Comparison among predicted confidence contours for the cosmological parameter set $\Theta \equiv \{\beta^2, \alpha, \Omega_c, h, \Omega_b, n_s, \sigma_8, \log(A)\}$ using CMB (Planck, blue contours), $P(k)$ (pink-violet contours) and weak lensing (orange-red contours) with Euclid-like specifications. [From Amendola, Pettorino, Quercellini, Vollmer 2011].

Parameter	σ_i CMB+ $P(k)$	σ_i CMB+ $P(k)$ +WL
β^2	0.00051	0.00032
α	0.055	0.032
Ω_c	0.0037	0.0010
h	0.0080	0.0048
Ω_b	0.00047	0.00041
n_s	0.0057	0.0049
σ_8	0.0049	0.0036
$\log(A)$	0.0051	0.0027

Table 1.13: $1-\sigma$ errors for the set $\Theta \equiv \{\beta^2, \alpha, \Omega_c, h, \Omega_b, n_s, \sigma_8, \log(A)\}$ of cosmological parameters, combining CMB+ $P(k)$ (left column) and CMB+ $P(k)$ +WL (right column).

Fixed parameter	CMB	$P(k)$	WL	CMB + $P(k)$ + WL
(Marginalized on all params)	0.0094	0.0015	0.012	0.00032
α	0.0093	0.00085	0.0098	0.00030
Ω_c	0.0026	0.00066	0.0093	0.00032
h	0.0044	0.0013	0.011	0.00032
Ω_b	0.0087	0.0014	0.012	0.00030
n_s	0.0074	0.0014	0.012	0.00028
σ_8	0.0094	0.00084	0.0053	0.00030
$\log(A)$	0.0090	0.0015	0.012	0.00032

Table 1.14: $1-\sigma$ errors for β^2 , for CMB, $P(k)$, WL and CMB+ $P(k)$ +WL. For each line, only the parameter in the left column has been fixed to the reference value. The first line corresponds to the case in which we have marginalized over all parameters. [From Amendola, Pettorino, Quercellini, Vollmer 2011].

we will discuss how to create a Gaussian approximation to the Planck parameter constraints that can be combined with Euclid forecasts in order to model the expected sensitivity until the actual Planck data is available towards the end of 2012.

The galaxy redshift surveys BOSS, WiggleZ, HETDEX, and BigBOSS are complementary to Euclid, since the overlap in redshift ranges of different galaxy redshift surveys, both space and ground-based, is critical for understanding systematic effects such as bias through the use of multiple tracers of cosmic large scale structure. Euclid will survey H-alpha emission line galaxies at $0.5 < z < 2.0$ over 20,000 square degrees. BOSS aims to survey luminous red galaxies (LRGs) at $0.1 < z < 0.7$ over 10,000 square degrees. WigglesZ aims to survey blue emission-line galaxies at $0.2 < z < 1.0$ over 1000 square degrees. HETDEX aims to survey Lyman-alpha emitting galaxies at $1.9 < z < 3.5$ over 420 square degrees. BigBOSS proposes to survey [OII] emission line galaxies at $0.6 < z < 1.5$ (and LRGs at $z < 0.6$) over 14,000 or 24,000 square degrees. The use of multiple tracers of cosmic large scale structure can reduce systematic effects and ultimately increase the precision of dark energy measurements from galaxy redshift surveys (see, e.g., Seljak et al. (2009)).

The galaxy imaging surveys DES, Panstarrs, and LSST will complement Euclid imaging survey in both the choice of band passes, and the sky coverage.

The Planck prior

Planck will provide highly accurate constraints on many cosmological parameters, which makes the construction of a Planck Fisher matrix somewhat non-trivial as it is very sensitive to the detailed assumptions. A relatively robust approach was used by Mukherjee et al. (2008) to construct a

Gaussian approximation to the WMAP data by introducing two extra parameters,

$$R \equiv \sqrt{\Omega_m H_0^2} r(z_{CMB}), \quad l_a \equiv \pi r(z_{CMB})/r_s(z_{CMB}), \quad (1.251)$$

where $r(z)$ is the comoving distance from the observer to redshift z , and $r_s(z_{CMB})$ is the comoving size of the sound-horizon at decoupling.

In this scheme, l_a describes the peak location through the angular diameter distance to decoupling and the size of the sound horizon at that time. If the geometry changes, either due to non-zero curvature or due to a different equation of state of dark energy, l_a changes in the same way as the peak structure. R encodes similar information, but in addition contains the matter density which is connected with the peak height. In a given class of models (for example, quintessence dark energy), these parameters are “observables” relating to the shape of the observed CMB spectrum, and constraints on them remain the same independent of (the prescription for) the equation of state of the dark energy.

As a caveat we note that if some assumptions regarding the evolution of perturbations are changed, then the corresponding R and l_a constraints and covariance matrix will need to be recalculated under each such hypothesis, for instance if massive neutrinos were to be included, or even if tensors were included in the analysis (Corasaniti & Melchiorri, 2008). Further R as defined in Eq. (1.251) can be badly constrained and quite useless if the dark energy clusters as well, e.g. if it has a low sound speed, as in the model discussed in Kunz (2009).

In order to derive a Planck fisher matrix, Mukherjee et al. (2008) simulated Planck data as described in Pahud et al. (2006) and derived constraints on our base parameter set $\{R, l_a, \Omega_b h^2, n_s\}$ with a MCMC based likelihood analysis. In addition to R and l_a they used the baryon density $\Omega_b h^2$, and optionally the spectral index of the scalar perturbations n_s , as these are strongly correlated with R and l_a , which means that we will lose information if we do not include these correlations. As shown in Mukherjee et al. (2008), the resulting Fisher matrix loses some information relative to the full likelihood when only considering Planck data, but it is very close to the full analysis as soon as extra data is used. Since this is the intended application here, it is perfectly sufficient for our purposes.

The following tables, from Mukherjee et al. (2008), give the covariance matrix for quintessence-like dark energy (high sound speed, no anisotropic stress) on the base parameters and the Fisher matrix derived from it. Please consult the appendix of that paper for the precise method used to compute R and l_a as the results are sensitive to small variations.

Table 1.15: R , l_a , $\Omega_b h^2$ and n_s estimated from Planck simulated data.

Parameter	mean	rms variance
	$\Omega_k \neq 0$	
R	1.7016	0.0055
l_a	302.108	0.098
$\Omega_b h^2$	0.02199	0.00017
n_s	0.9602	0.0038

1.9 Summary and outlook

This chapter introduced the main features of the most popular dark energy models. Here we summarize the performance of Euclid with respect to these models. Unless otherwise indicated, we always assume Euclid with no external priors and all errors fully marginalized over the standard cosmological parameters. Here RS denotes the redshift survey, WLS the weak lensing one.

Table 1.16: Covariance matrix for $(R, l_a, \Omega_b h^2, n_s)$ from Planck.

	R	l_a	$\Omega_b h^2$	n_s
	$\Omega_k \neq 0$			
R	0.303492E-04	0.297688E-03	-0.545532E-06	-0.175976E-04
l_a	0.297688E-03	0.951881E-02	-0.759752E-05	-0.183814E-03
$\Omega_b h^2$	-0.545532E-06	-0.759752E-05	0.279464E-07	0.238882E-06
n_s	-0.175976E-04	-0.183814E-03	0.238882E-06	0.147219E-04

Table 1.17: Fisher matrix for $(w_0, w_a, \Omega_{DE}, \Omega_k, \omega_m, \omega_b, n_s)$ derived from the covariance matrix for $(R, l_a, \Omega_b h^2, n_s)$ from Planck.

	w_0	w_a	Ω_{DE}	Ω_k	ω_m	ω_b	n_s
w_0	.172276E+06	.490320E+05	.674392E+06	-.208974E+07	.325219E+07	-.790504E+07	-.549427E+05
w_a	.490320E+05	.139551E+05	.191940E+06	-.594767E+06	.925615E+06	-.224987E+07	-.156374E+05
Ω_{DE}	.674392E+06	.191940E+06	.263997E+07	-.818048E+07	.127310E+08	-.309450E+08	-.215078E+06
Ω_k	-.208974E+07	-.594767E+06	-.818048E+07	.253489E+08	-.394501E+08	.958892E+08	.666335E+06
ω_m	.325219E+07	.925615E+06	.127310E+08	-.394501E+08	.633564E+08	-.147973E+09	-.501247E+06
ω_b	-.790504E+07	-.224987E+07	-.309450E+08	.958892E+08	-.147973E+09	.405079E+09	.219009E+07
n_s	-.549427E+05	-.156374E+05	-.215078E+06	.666335E+06	-.501247E+06	.219009E+07	.242767E+06

1. Euclid (RS) should be able to measure the main standard cosmological parameters to percent or sub-percent level as detailed in Table 1.7 (all marginalized errors, including constant equation of state and constant growth rate).
2. The two CPL parameters w_0, w_1 should be measured with errors 0.04 and 0.24, respectively (fixing the growth rate to fiducial).
3. The equation of state w and the growth rate parameter γ , both assumed constant, should be simultaneously constrained to within 0.04 and 0.03, respectively.
4. The growth function should be constrained to within 0.01-0.02 for each redshift bin from $z = 0.5$ to $z = 2$.
5. A scale-independent bias function $b(z)$ should be constrained to within 0.01 for each redshift bin.
6. The growth rate parameters γ_0, γ_1 defined in Eq. 1.216 should be measured to within 0.08, 0.17, respectively.
7. With the WLS, Euclid should provide an upper limit to the present dimensionless scalaron inverse mass $\mu \equiv H_0/M_0$ of the $f(R)$ scalar (defined in Sec. 1.8.7) as $\mu = 0.00 \pm 1.10 \times 10^{-3}$ for $l < 400$ and $\mu = 0.0 \pm 2.10 \times 10^{-4}$ for $l < 10000$

At the same time, there are several areas of research that we feel are important for the future of Euclid, both to improve the current analyses and to maximize its science return. Here we provide a preliminary, partial list.

1. The results of the redshift survey and weak lensing surveys should be combined in a statistically coherent way
2. The set of possible priors to be combined with Euclid data should be better defined

3. The forecasts for the parameters of the modified gravity and clustered dark energy models should be extended to include more general cases
4. We should estimate the errors on a general reconstruction of the modified gravity functions Σ, μ or of the metric potentials Ψ, Φ as a function of both scale and time.

Chapter 2

Dark matter

2.1 Introduction

The identification of dark matter is one of the most important open problems in particle physics and cosmology. In Standard Cosmology, dark matter contributes 85% of all the matter in the Universe, but we do not know what it is made of, as we have never observed dark matter particles in our laboratories. The foundations of the modern dark matter paradigm were laid in the 1970's and 1980's, after decades of slow accumulation of evidence. Back in the 1930's it was noticed that the Coma cluster seemed to contain much more mass than what could be inferred from visible galaxies (Zwicky, 1933, 1937), and a few years later, it became clear that the Andromeda galaxy M31 rotates anomalously fast at large radii, as if most of its mass resides in its outer regions. Several other pieces of evidence provided further support to the dark matter hypothesis, including the so called timing-argument. In the 1970's rotation curves were extended to larger radii and to many other spiral galaxies, proving the presence of large amounts of mass on scales much larger than the size of galactic disks (Peacock (1999)).

We now believe that we have entered the era of precision cosmology: we can determine the total abundance of dark matter relative to normal, baryonic matter, in the Universe with exquisite accuracy; we have a much better understanding of how dark matter is distributed in structures ranging from dwarf galaxies to clusters of galaxies, thanks to gravitational lensing observations (see Massey et al., 2010 for a review) and theoretically from high-resolution numerical simulations made possible by modern supercomputers (such as, for example, the Millennium or Marenstrum simulations).

Originally, Zwicky thought of dark matter as most likely baryonic – missing cold gas, or low mass stars. Rotation curve observation could be explained by dark matter in the form of Massive Compact Halo Objects (MACHOs e.g. a halo of blackholes or brown dwarfs). However, the MACHO and EROS experiments have shown that dark matter cannot be in the mass range $0.6 \times 10^{-7} M_{\odot} < M < 15 M_{\odot}$ if it comprises massive compact objects (Alcock et al., 2000; Tisserand et al., 2007). Gas measurements are now extremely sensitive, ruling out dark matter as undetected gas (Bi & Davidsen 1997; Choudhury et al. 2001; Richter et al. 2006; but see Pfenniger et al. 1994). And the CMB and Big Bang Nucleosynthesis require the total mass in baryons in the Universe to be significantly less than the total matter density (Rebolo, 2002; Coc et al., 2002; Turner, 2002).

This is one of the most spectacular results in cosmology obtained at the end of the XXth century: dark matter has to be non-baryonic. As a result, our expectation of the nature of dark matter shifted from an astrophysical explanation to particle physics, linking the smallest and largest scales that we can probe.

During the seventies the possibility of the neutrino to be the dark matter particle with a mass of tenth of eV was explored, but it was realised that such light particle would erase the primordial

fluctuations on small scales, leading to a lack of structure formation on galactic scales and below. It was therefore postulated that dark matter particle must be cold (low thermal energy, to allow structures on small scale to form), collisionless (or have a very low interaction cross section, because dark matter is observed to be pressureless) and stable over a long period of time: such a candidate is referred to as a Weakly Interacting Massive Particle (WIMP). This the standard cold dark matter (CDM) picture (Peebles, 1992).

Particle physicists have proposed several possible dark matter candidates. Supersymmetry (SUSY) is an attractive extension of the Standard Model of particle physics. The lightest SUSY particle (the LSP) is stable, uncharged, and weakly interacting, providing a perfect WIMP candidate known as a neutralino. Specific realisations of SUSY each provide slightly different dark matter candidates (for a review see Jungman, 1996). Another distinct dark matter candidate arising from extensions of the Standard Model is the axion, a hypothetical pseudo-Goldstone boson whose existence was postulated to solve the so called strong CP problem in Quantum Chromo-Dynamics (Peccei & Quinn, 1977), also arising generically in string theory (Witten, 1984; Svrcek & Witten, 2006). They are known to be very well motivated dark matter candidates (for a review of axions in cosmology see Sikivie, 2008). Other well-known candidates are sterile neutrinos, which interact only gravitationally with ordinary matter, apart from a small mixing with the familiar neutrinos of the Standard Model (which should make them ultimately unstable), and candidates arising from technicolor (see e.g. Gudnason et al., 2006). A wide array of other possibilities have been discussed in the literature, and they are currently being searched for with a variety of experimental strategies (for a complete review of dark matter in particle physics see Amsler et al., 2008).

There remain some possible discrepancies in the standard cold dark matter model, such as the missing satellites problem, and the cusp-core controversy (see below for details and references) that have lead some authors to question the CDM model and to propose alternative solutions. The physical mechanism by which one may reconcile the observations with the standard theory of structure formation is the suppression of the matter power spectrum at small scales. This can be achieved with dark matter particles with a strong self-scattering cross section, or with particles with a non-negligible velocity dispersion at the epoch of structure formation, also referred to as warm dark matter (WDM) particles.

Finally we note that only from astrophysical probes can any dark matter candidate found in either direct detection experiments or accelerators, such as the LHC, be confirmed. Any direct dark matter candidate discovery will give Euclid a clear goal to verify the existence of this particle on astrophysical scales. Within this context, Euclid can provide precious information on the nature of dark matter. In this chapter, we discuss the most relevant results that can be obtained with Euclid, and that can be summarised as follows:

- The discovery of an exponential suppression in the power spectrum at small scales, that would rule out CDM and favor WDM candidates, or, in absence of it, the determination of a lower limit on the mass of the WDM particle, m_{WDM} , of 2 keV;
- the determination of an upper limit on the dark matter self-interaction cross section $\sigma/m \sim 10^{-27} \text{ cm}^2 \text{ GeV}^{-1}$ at 68% CL, which represents an improvement of three orders of magnitude compared to the best constraint available today, which arises from the analysis of the dynamics of the bullet cluster;
- the measurement of the slope of the dark matter distribution within galaxies and clusters of galaxies with unprecedented accuracy;
- the determination of the properties of the only known – though certainly subdominant – non-baryonic dark matter particle: the standard neutrino, for which Euclid can provide information on the absolute mass scale, its normal or inverted hierarchy, as well as its Dirac or Majorana nature;

- the test of Unified Dark Matter (UDM, or quartessence) models, through the detection of characteristic oscillatory features predicted by these theories on the matter power spectrum, detectable through weak lensing or baryonic acoustic oscillations studies;
- a probe of the Axiverse, i.e. of the legacy of string theory through the presence of ultra-light scalar fields that can affect the growth of structure, introducing features in the matter power spectrum and modifying the growth rate of structures.

Finally, Euclid will provide, through gravitational lensing measurement, a map of the dark matter distribution over the entire extragalactic sky, allowing us to study the effect of the dark matter environment on galaxy evolution and structure formation as a function of time. This map will pinpoint our place within the dark Universe.

2.2 Dark matter halo properties

Dark matter was first proposed by Zwicky (1937) to explain the anomalously high velocity of galaxies in galaxy clusters. Since then, evidence for dark matter has been accumulating on all scales. The velocities of individual stars in dwarf galaxies suggest that these are the most dark matter dominated systems in the Universe (e.g. Mateo, 1998; Kleyna et al., 2001; Simon & Geha, 2007; Martin et al., 2007; Walker et al., 2007). Low surface brightness (LSB) and giant spiral galaxies rotate too fast to be supported by their stars and gas alone, indicating the presence of dark matter (de Blok et al., 2001; Simon et al., 2005; Borriello & Salucci, 2001; Klypin et al., 2002). Gravitationally lensed giant elliptical galaxies and galaxy clusters require dark matter to explain their observed image distributions (e.g. Refsdal, 1964; Bourassa & Kantowski, 1975; Walsh et al., 1979; Soucail et al., 1987; Clowe et al., 2006a). Finally, the temperature fluctuations in the cosmic microwave background (CMB) radiation indicate the need for dark matter in about the same amount as that required in galaxy clusters (e.g. Smoot, 1992; Wright, 1992; Spergel et al., 2007).

While the case for particle dark matter is compelling, until we find direct evidence for such a particle, astrophysics remains a unique dark matter probe. Many varieties of dark matter candidates produce a noticeable change in the growth of structure in the Universe (Jungman et al., 1996; Steffen, 2009). Warm dark matter (WDM) suppresses the growth of structure in the early Universe producing a measurable effect on the small-scale matter power spectrum (Bode et al., 2001; Avila-Reese et al., 2001; Barkana et al., 2001). Self-interacting dark matter (SIDM) changes the expected density distribution *within* bound dark matter structures (Dalcanton & Hogan, 2001; Hogan & Dalcanton, 2000). In both cases, the key information about dark matter is contained on very small scales. In this section, we discuss previous work that has attempted to measure the small scale matter distribution in the Universe, and discuss how Euclid will revolutionise the field. We divide efforts into three main areas: measuring the halo mass function on large scales, but at high redshift; measuring the halo mass function on small scales through lens *substructures*; measuring the dark matter density profile within galaxies and galaxy clusters.

2.2.1 The halo mass function as a function of redshift

Attempts have already been made to probe the small scale power in the Universe through galaxy counts. Fig. 2.1 shows the best measurement of the ‘baryonic mass function’ of galaxies to date (Read & Trentham, 2005). This is the number of galaxies with a given total mass in baryons normalised to a volume of 1 Mpc. To achieve this measurement, Read & Trentham (2005) sewed together results from a wide range of surveys reaching a baryonic mass of just $\sim 10^6 M_\odot$ – some of the smallest galaxies observed to date.

The baryonic mass function already turns up an interesting result. Over-plotted in blue on Fig. 2.1 is the *dark matter* mass function expected assuming that dark matter is ‘cold’ – i.e. that

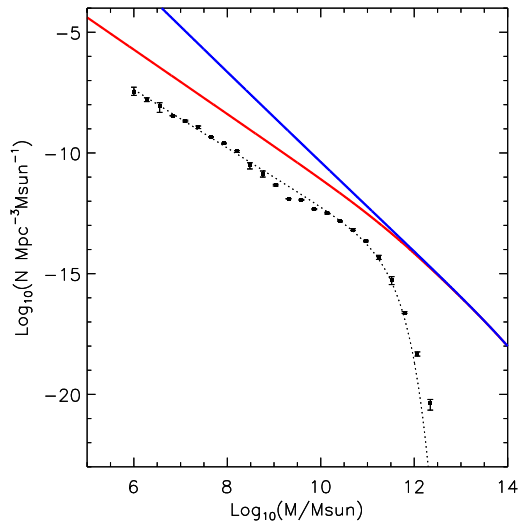


Figure 2.1: The baryonic mass function of galaxies (data points). The dotted line shows a Schechter function fit to the data. The blue line shows the predicted mass function of dark matter haloes, assuming that dark matter is cold. The red line shows the same assuming that dark matter is warm with a (thermal relic) mass of $m_{\text{WDM}} = 1 \text{ keV}$.

it has no preferred scale. Notice that this has a different shape. On large scales, there should be bound dark matter structures with masses as large as $10^{14} M_{\odot}$, yet the number of observed galaxies drops off exponentially above a baryonic mass of $\sim 10^{12} M_{\odot}$. This discrepancy is well-understood. Such large dark matter haloes have been observed, but they no longer host a single galaxy; rather they are bound collections of galaxies – galaxy clusters (see e.g. Zwicky, 1937). However, there is also a discrepancy at low masses that is not so well understood. There should be far more bound dark matter haloes than observed small galaxies. This is the well-known ‘missing satellite’ problem (Moore et al., 1999; Klypin et al., 1999).

The missing satellite problem could be telling us that dark matter is not cold. The red line on Fig. 2.1 shows the expected dark matter mass function for WDM with a (thermal relic) mass of $m_{\text{WDM}} = 1 \text{ keV}$. Notice that this gives an excellent match to the observed slope of the baryonic mass function on small scales. However, there may be a less exotic solution. It is likely that star formation becomes inefficient in galaxies on small scales. A combination of supernovae feedback, reionisation and ram-pressure stripping is sufficient to fully explain the observed distribution assuming pure CDM (Kravtsov et al., 2004; Read et al., 2006; Macciò et al., 2010). Such ‘baryon feedback’ solutions to the missing satellite problem are also supported by recent measurements of the orbits of the Milky Way’s dwarf galaxies (Lux et al., 2010).

Weak and strong lensing measurements of the halo mass function

To make further progress on WDM constraints from astrophysics, we must avoid the issue of baryonic physics by probing the halo mass function *directly*. The only tool for achieving this is gravitational lensing. In weak lensing this means stacking data for a very large number of galaxies to obtain an averaged mass function. In strong lensing, this means simply finding enough systems with ‘good data.’ Good data ideally means multiple sources with wide redshift separation (Saha & Read, 2009); combining independent data from dynamics with lensing may also prove a promising route (see e.g. Treu & Koopmans, 2002).

Euclid will measure the halo mass function down to $\sim 10^{13} M_{\odot}$ using weak lensing. It will simultaneously find 1000’s of strong lensing systems. However, in both cases, the lowest mass scale

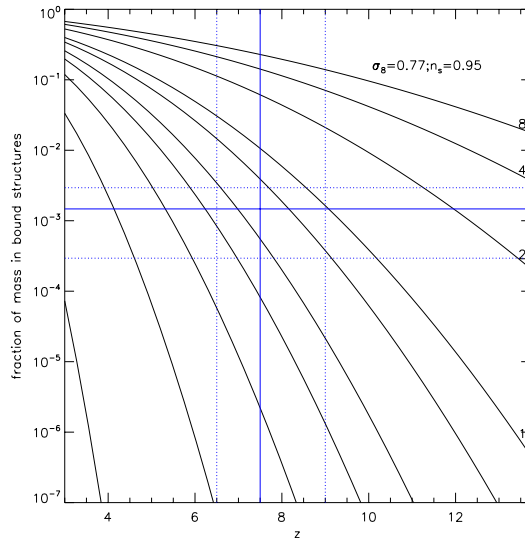


Figure 2.2: The fraction of mass in bound structures as a function of redshift, normalised to a halo of Milky Way’s mass at redshift $z = 0$. Marked are different masses of thermal-relic WDM particles in keV (black solid lines). Notice that the differences between different WDM models increases towards higher redshift.

is limited by the lensing critical density. This limits us to probing down to a halo mass of $\sim 10^{11} M_{\odot}$ which gives poor constraints on the nature of dark matter. However, if such measurements can be made as a *function of redshift*, the constraints improve dramatically. We discuss this in the next Section.

The advantage of going to high redshift

Dark matter constraints from the halo mass function become much stronger if the halo mass function is measured as a function of redshift. This is because warm dark matter *delays* the growth of structure formation as well as suppressing small scale power. This is illustrated in Fig. 2.2, which shows the fraction of mass in bound structures as a function of redshift, normalised to a halo of Milky Way’s mass at redshift $z = 0$. Marked are different thermal relic WDM particle masses in keV (black solid lines). Notice that the differences between WDM models increase significantly towards higher redshift at a given mass scale. Thus we can obtain strong constraints on the nature of dark matter by moving to higher z ’s, rather than lower halo mass.

The utility of redshift information was illustrated recently by observations of the Lyman- α absorption spectra from Quasars (Viel et al., 2008; Seljak et al., 2006). Quasars act as cosmic ‘flashlights’ shining light from the very distant Universe. Some of this light is absorbed by intervening neutral gas leading to absorption features in the Quasar spectra. Such features contain rich information about the matter distribution in the Universe at high redshift. Thus, the Lyman- α forest measurements have been able to place a lower bound of $m_{\text{WDM}} > 4 \text{ keV}$ probing scales of $\sim 1 \text{ Mpc}$. Key to the success of this measurement is that much of the neutral gas lies in-between galaxies in filaments. Thus, linear approximations for the growth of structures in WDM versus CDM remain acceptable, while assuming that the baryons are a good tracer of the underlying matter field is also a good approximation. However, improving on these early results means probing smaller scales where non-linearities and baryon physics will creep in. For this reason, tighter bounds must come from techniques that either probe even higher redshifts, or even smaller scales. Lensing from Euclid is an excellent candidate since it will achieve both while measuring the halo mass function directly rather than through the visible baryons.

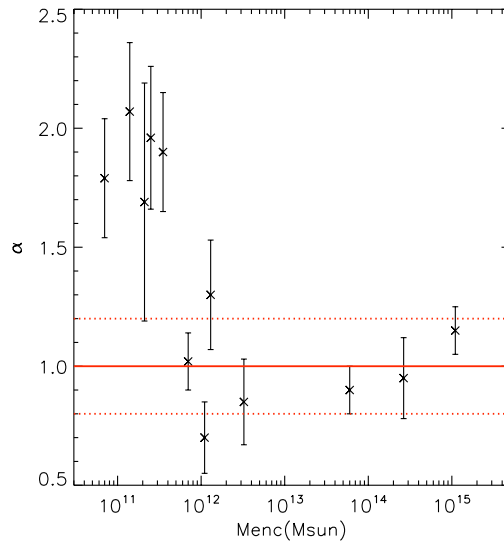


Figure 2.3: The central log-slope of the density distribution for 9 galaxies/groups and 3 lensing clusters as a function of the enclosed lensing mass. Marked in red is the prediction from structure formation simulations of the standard cosmological model, that assume non-relativistic CDM, and that do not include any baryonic matter.

2.2.2 The dark matter density profile

An alternative approach to constraining dark matter models is to measure the distribution of dark matter *within* galaxies. Fig. 2.3 shows the central log-slope of the density distribution for 9 galaxies/groups and 3 lensing clusters as a function of the enclosed lensing mass (Saha et al., 2006; Read et al., 2007; Saha & Read, 2009). Marked in red is the prediction from structure-formation simulations of the standard cosmological model, that assume non-relativistic CDM, and that do not include any baryonic matter. Notice that above an enclosed lensing mass of $\sim 10^{12} M_{\odot}$, the agreement between theory and observations is very good. This lends support to the idea that dark matter is cold and not strongly self-interacting. However, this result is based on only a handful of galaxy clusters with excellent data. Furthermore, lower mass galaxies and groups can, in principle, give tighter constraints. In these mass ranges, however ($M_{\text{enc}} < 10^{12} M_{\odot}$), the lensing mass is dominated by the visible stars. Determining the underlying dark matter distribution is then much more difficult. It is likely that the dark matter distribution is also altered from simple predictions by the dynamical interplay between the stars, gas and dark matter during galaxy formation (e.g. Debattista et al., 2008).

2.3 Euclid dark matter studies: wide-field X-Ray complementarity

The predominant extragalactic X-ray sources are AGNs and galaxy clusters. For dark matter studies the latter are the more interesting targets. X-rays from clusters are emitted as thermal bremsstrahlung by the hot intracluster medium (ICM) which contains most of the baryons in the cluster. The thermal pressure of the ICM supports it against gravitational collapse so that measuring the temperature through X-ray observations provides information about the mass of the cluster and its distribution. Hence X-rays form a complementary probe of the dark matter in clusters to Euclid weak lensing measurements.

The ongoing X-ray missions XMM-Newton and Chandra have good enough angular resolution

to measure the temperature and mass profiles in ~ 10 radial bins for clusters at reasonable redshifts, although this requires long exposures. Many planned X-ray missions aim to improve the spectral coverage, spectral resolution, and/or collection area of the present mission, but they are nonetheless mostly suited for targeted observations of individual objects. Two notable exceptions are eROSITAⁱ (Cappelluti et al., 2011, launch 2012) and the Wide Field X-ray Telescopeⁱⁱ (WFXT Giacconi et al., 2009; Vikhlinin et al., 2009; Sartoris et al., 2010; Rosati et al., 2011; Borgani et al., 2011; Sartoris et al., 2011, proposed) which will both conduct full sky surveys and, in the case of WFXT, also smaller but deeper surveys of large fractions of the sky.

A sample of high-angular resolution X-ray cluster observations can be used to test the prediction from N -body simulations of structure formation that dark matter haloes are described by the NFW profile (Navarro et al., 1996) with a concentration parameter c . This describes the steepness of the profile, which is related to the mass of the halo (Neto et al., 2007). Weak or strong lensing measurements of the mass profile, such as those that will be provided from Euclid, can supplement the X-ray measurement and have different systematics. Euclid could provide wide field weak lensing data for such a purpose with very good point spread function (PSF) properties, but it is likely that the depth of the Euclid survey will make dedicated deep field observations a better choice for a lensing counterpart to the X-ray observations. However, if the WFXT mission becomes a reality, the sheer number of detected clusters with mass profiles would mean Euclid could play a much more important rôle.

X-ray observations of galaxy clusters can constrain cosmology by measuring the geometry of the Universe through the baryon fraction f_{gas} (Allen et al., 2008) or by measuring the growth of structures by determining the high-mass tail of the mass function (Mantz et al., 2010). The latter method would make the most of the large number of clusters detected in full-sky surveys and there would be several benefits by combining an X-ray and a lensing survey. It is not immediately clear which type of survey would be able to better detect clusters at various redshifts and masses, and the combination of the two probes could improve understanding of the sample completeness. An X-ray survey alone cannot measure cluster masses with the required precision for cosmology. Instead, it requires a calibrated relation between the X-ray temperature and the cluster mass. Such a calibration, derived from a large sample of clusters, could be provided by Euclid. In any case, it is not clear yet whether the large size of a Euclid sample would be more beneficial than deeper observations of fewer clusters.

Finally X-ray observations can also confirm the nature of possible 'bullet-like' merging clusters. In such systems the shock of the collision has displaced the ICM from the dark matter mass, which is identified through gravitational lensing. This offers the opportunity to study dark matter haloes with very few baryons and, e.g. search for signatures of decaying or annihilating dark matter.

2.4 Dark matter mapping

Gravitational lensing offers a unique way to chart dark matter structures in the Universe as it is sensitive to all forms of matter. Weak lensing has been used to map the dark matter in galaxy clusters (see for example Clowe et al., 2006b) with high resolution reconstructions recovered for the most massive strong lensing clusters (see for example Bradač et al., 2006). Several lensing studies have also mapped the projected surface mass density over degree scale-fields (Gavazzi & Soucail, 2007; Schirmer et al., 2007; Kubo et al., 2009) to identify shear-selected groups and clusters. The minimum mass scale that can be identified is limited only by the intrinsic ellipticity noise in the lensing analysis and projection effects. Using a higher number density of galaxies in the shear measurement reduces this noise, and for this reason the Deep Field Euclid Survey will be truly unique for this area of research, permitting high resolution reconstructions of dark matter in the field (Massey et al., 2007; Heymans et al., 2008) and the study of lenses at higher redshift.

ⁱ<http://www.mpe.mpg.de/erospita/>

ⁱⁱ<http://www.wfxt.eu/home/Overview.html>

There are several non-parametric methods to reconstruct dark matter in 2D which can be broadly split into two categories: convergence techniques (Kaiser & Squires, 1993) and potential techniques (Bartelmann et al., 1996). In the former one measures the projected surface mass density (or convergence) κ directly by applying a convolution to the measured shear under the assumption that $\kappa \ll 1$. Potential techniques perform a χ^2 minimisation and are better suited to the cluster regime and can also incorporate strong lensing information (Bradač et al., 2005). In the majority of methods, choices need to be made about smoothing scales to optimise signal-to-noise whilst preserving reconstruction resolution. Using a wavelet method circumvents this choice (Starck et al., 2006; Khiabani & Dell’Antonio, 2008) but makes the resulting significance of the reconstruction difficult to measure.

2.4.1 Charting the universe in 3D

The lensing distortion depends on the total projected surface mass density along the line of sight and a geometrical factor that increases with source distance. This redshift dependence can be used to recover the full 3D gravitational potential of the matter density as described in Hu & Keeton (2002); Bacon & Taylor (2003) and applied to the COMBO-17 survey in Taylor et al. (2004) and the COSMOS survey in Massey et al. (2007). This work has been extended in Simon et al. (2009) to reconstruct the full 3D mass density field and applied to the STAGES survey in Simon et al. (2011).

All 3D mass reconstruction methods require the use of a prior based on the expected mean growth of matter density fluctuations. Without the inclusion of such a prior, Hu & Keeton (2002) have shown that one is unable to reasonably constrain the radial matter distribution, even for densely sampled space-based quality lensing data. Therefore 3D maps cannot be directly used to infer cosmological parameters.

The driving motivation behind the development of 3D reconstruction techniques was to enable an unbiased 3D comparison of mass and light. Dark haloes for example would only be detected in this manner. However the detailed analysis of noise and the radial PSF in the 3D lensing reconstructions presented for the first time in Simon et al. (2011) show how inherently noisy the process is. Given the limitations of the method to resolve only the most massive structures in 3D the future direction of the application of this method for the Euclid Wide survey should be to reconstruct large scale structures in the 3D density field. Using more heavily spatially smoothed data we can expect higher quality 3D resolution reconstructions as on degree scales the significance of modes in a 3D mass density reconstruction are increased (Simon et al., 2009). Adding additional information from flexion may also improve mass reconstruction, although using flexion information alone is much less sensitive than shear (Pires & Amara, 2010).

2.5 Scattering cross sections

We now move towards discussing the particulate aspects of dark matter, starting with a discussion on the scattering cross-sections of dark matter. At present, many physical properties of the dark matter particle remain highly uncertain. Prospects for studying the scattering of dark matter with each of the three major constituents of the Universe – itself, baryons, and dark energy – are outlined below.

2.5.1 Dark matter - dark matter interactions

Self-interacting dark matter (SIDM) was first postulated by Spergel & Steinhardt (2000), in an attempt to explain the apparent paucity of low-mass haloes within the Local Group. The key characteristic of this model is that CDM particles possess a large scattering cross-section, yet with negligible annihilation or dissipation. The process of elastic scattering erases small substructures and cuspy cores, whilst preserving the density profile of the haloes.

However, as highlighted by Gnedin & Ostriker (2001), cross-sections large enough to alleviate the structure formation issues would also allow significant heat transfer from particles within a large halo to the cooler sub-haloes. This effect is most prominent close to the centres of clusters. As the sub-halo evaporates, the galaxy residing within the halo would be disrupted. Limiting this rate of evaporation to exceed the Hubble time allows an upper bound to be placed on the scattering cross-section of approximately $\sigma_p \lesssim 0.3 \text{ cm}^2 \text{ g}^{-1}$ (neglecting any velocity dependence). Note the dependence on particle mass – a more massive CDM particle would be associated with a lower number density, thereby reducing the frequency of collisions.

Meneghetti et al. (2001) have performed ray-tracing through N -body simulations, and have discovered that the ability for galaxy clusters to generate giant arcs from strong lensing is compromised if the dark matter is subject to just a few collisions per particle. This constraint translates to an upper bound $\sigma_p \lesssim 0.1 \text{ cm}^2 \text{ g}^{-1}$. Furthermore, more recent analyses of SIDM models (Markevitch et al., 2004; Randall et al., 2008) utilise data from the Bullet Cluster to provide another independent limit on the scattering cross section, though the upper bound remains unchanged. Massey et al. (2010) have proposed that the tendency for baryonic and dark matter to become separated within dynamical systems, as seen in the Bullet Cluster, could be studied in greater detail if the analysis were to be extended over the full sky in Euclid. This concept is explored in further detail in the following section.

How do these cosmological constraints relate to the values anticipated by particle physics? WIMPs are expected to fall in the range of 10 GeV to a few TeV. The aforementioned values would then correspond to around $\sigma_p \lesssim 10^{-24} \text{ cm}^2$, at least twenty order of magnitudes greater than what one might expect to achieve from neutral current interactions. Therefore in a cosmological context WIMPs are essentially collisionless, as are axions, since they exhibit an even smaller cross section. Any cosmological detection of SIDM would thus point towards the more exotic candidates postulated by particle physicists, particularly those which are not point particles but instead comprise of extended objects such as Q-balls. A measurement of the scattering cross-section would also place an upper bound on the mass of the dark matter particle, since unitarity of the scattering matrix forbids extremely large cross sections (Hui, 2001), i.e.

$$\sigma_{\text{tot}} \leq 1.76 \times 10^{-17} \text{ cm}^2 \left(\frac{\text{GeV}}{m_\chi} \right)^2 \left(\frac{10 \text{ km s}^{-1}}{v_{\text{rel}}} \right)^2 \quad (2.1)$$

2.5.2 Dark matter - baryonic interactions

Currently, a number of efforts are underway to directly detect WIMPs via the recoil of atomic nuclei. The underground experiments such as CDMS, CRESST, XENON, EDELWEISS and ZEPLIN have pushed observational limits for the spin-independent WIMP-nucleon cross-section down to the $\sigma \lesssim 10^{-43} \text{ cm}^2$ régime.ⁱⁱⁱ A collection of the latest constraints can be found at <http://dmttools.brown.edu>.

Another opportunity to unearth the dark matter particle lies in accelerators such as the Tevatron and the LHC. By 2018 it is possible these experiments will have yielded mass estimates for dark matter candidates, provided its mass is lighter than a few hundred GeV. However, the discovery of more detailed properties of the particle, which are essential to confirm the link to cosmological dark matter, would have to wait until the International Linear Collider is constructed.

2.5.3 Dark matter - dark energy interactions

Interactions in the dark sector have provided a popular topic for exploration, with a view to building models which alleviate the coincidence and fine-tuning issues associated with dark energy (see Sec. 1.4.3). The great uncertainty surrounding the physical nature of dark energy leaves plenty

ⁱⁱⁱIt is anyway worth noticing the controversial results of DAMA/LIBRA, and more recently of CoGeNT.

of scope for non-gravitational physics to play a rôle. These models are discussed at length in other sections of this review (1.4 2.11). Here, we only mention that Simpson (2010) have explored the phenomenology associated with dark matter scattering elastically with dark energy. The growth rate of large-scale structures is artificially slowed, allowing a modest constraint of

$$\sigma \lesssim \frac{10}{1+w} \text{ cm}^2 \text{ g}^{-1} . \quad (2.2)$$

It is clear that such dark sector interactions do not arise in the simplest models of dark matter and dark energy. However a rigorous refutation of General Relativity will require not only a robust measure of the growth of cosmic structures, but confirmation that the anomalous dynamics are not simply due to physics within the dark sector.

2.6 Cross section constraints from galaxy clusters

Clusters of galaxies present an interesting environment in which the dark matter density is high and where processes such as collisions present the possibility of distinguishing dark matter from baryonic matter as the two components interact differently. For instance, particulate dark matter and baryonic matter may be temporarily separated during collisions between galaxy clusters, such as 1E 0657-56 (Clowe et al., 2006a; Bradač et al., 2006) and MACSJ0025-12 (Bradač et al., 2008). These ‘bullet clusters’ have provided astrophysical constraints on the interaction cross-section of hypothesised dark matter particles (Randall et al., 2008), and may ultimately prove the most useful laboratory in which to test for any velocity dependence of the cross-section. Unfortunately, the contribution of individual systems is limited by uncertainties in the collision velocity, impact parameter and angle with respect to the plane of the sky. Current constraints are three orders of magnitude weaker than constraints from the shapes of haloes (Feng et al., 2010) and, since collisions between two massive progenitors are rare (Shan et al., 2010a,b), the total observable number of such systems may be inadequate to investigate a physically interesting regime of dark matter properties.

Current constraints from bullet clusters on the cross-section of particulate dark matter are ~ 18 orders of magnitude larger than that required to distinguish between plausible particle-physics dark matter candidates (for example from supersymmetric extensions to the standard model). In order to investigate a physically interesting régime of dark matter cross-section, and provide smaller error bars, many more individual bullet clusters are required. However collisions between two massive progenitors are rare and ultimately the total observable number of such systems may be inadequate.

2.6.1 Bulleticity

In Massey et al. (2011), a method for using every individual infalling substructure in every cluster has been proposed. For each piece of infalling substructure, a local vector from the dark matter peak (identified using weak lensing analysis) and the baryonic mass peak (from X-rays) – dubbed ‘bulleticity’ – can be defined

$$\mathbf{b} = b_r \hat{\mathbf{e}}_r + b_t \hat{\mathbf{e}}_t, \quad (2.3)$$

where the radial b_r and azimuthal b_t components are defined relative to unit vector towards the cluster centre and tangentially and $b = |\mathbf{b}|$. An integrated bulleticity signal of zero would imply an equal cross sections for the dark matter and baryonic matter. By measuring the amplitude of the bulleticity one can empirically measure the ratio between the dark matter and baryonic cross sections.

In Fig. 2.4 a result from full hydrodynamical simulations of dark and baryonic matter within clusters is shown. Massey et al. (2011) have used these simulations to show that the measurement of a net bulleticity consistent with the cold dark matter used in the simulations is possible.




Figure 2.4: Full hydrodynamical simulations of massive clusters at redshift $z = 0.6$. Total projected mass is shown in blue, while X-ray emission from baryonic gas is in red. The preferential trailing of gas due to pressure from the ICM, and its consequent separation from the non interacting dark matter, is apparent in much of the infalling substructure.

Finally a Fisher matrix calculation has shown that, under the assumption that systematic effects can be controlled, Euclid could use such a technique to constrain the relative particulate cross-sections to $6 \times 10^{-27} \text{ cm}^2 \text{ GeV}^{-1}$.

The raw bulleticity measurement would constrain the relative cross-sections of the baryon-baryon interaction and the dark matter-dark matter interaction. However, since we know the baryonic cross-section relatively well, we can infer the dark matter-dark matter cross-section. The dark matter-dark matter interaction probed by Euclid using this technique will be complementary to the interactions constrained by direct detection and accelerator experiments where the primary constraints will be on the dark matter-baryon interaction.

2.7 Constraints on warm dark matter

N -body simulations of large-scale structures that assume a Λ CDM cosmology appear to over-predict the power on small scales when compared to observations (Primack, 2009): ‘the missing-satellite problem’ (Kauffmann et al., 1993; Klypin et al., 1999; Strigari et al., 2007; Bullock, 2010), the ‘cusp-core problem’ (Li & Chen, 2009; Simon et al., 2005; Zavala et al., 2009) and sizes of mini-voids (Tikhonov et al., 2009). These problems may be more or less solved by several different phenomena (e.g. Diemand & Moore, 2009), however one which could explain all of the above is Warm Dark Matter (WDM) (Bode et al., 2001; Colin et al., 2000; Boyanovsky et al., 2008). If the dark matter particle is very light, it can cause a suppression of the growth of structures on small scales via free-streaming of the dark matter particles whilst relativistic in the early universe.

2.7.1 Warm dark matter particle candidates

Numerous WDM particle models can be constructed, but there are two that occur most commonly in literature, because they are most plausible from particle physics theory as well as from cosmological observations:

- Sterile neutrinos may be constructed to extend the standard model of particle physics. The standard model active (left-handed) neutrinos can then receive the observed small masses through e.g. a see-saw mechanism. This implies that right-handed sterile neutrinos must be rather heavy, but the lightest of them naturally has a mass in the keV region, which makes it a suitable WDM candidate. The simplest model of sterile neutrinos as WDM candidate assumes that these particles were produced at the same time as active neutrinos, but they never thermalised and were thus produced with a much reduced abundance due to their weak coupling (see Biermann & Munyaneza, 2007, and references therein).
- The gravitino appears as the supersymmetric partner of the graviton in supergravity models. If it has a mass in the keV range, it will be a suitable WDM candidate. It belongs to a more general class of *thermalised* WDM candidates. It is assumed that this class of particles achieved a full thermal equilibrium, but at an earlier stage, when the number of degrees of freedom was much higher and hence their relative temperature with respect to the CMB is much reduced. Note that in order for the gravitino to be a good dark matter particle in general, it must be very stable, which in most models corresponds to it being the LSP (e.g. Borgani & Masiero, 1997; Cembranos et al., 2005).

Other possible WDM candidates exist, for example a non-thermal neutralino (Hisano et al., 2001) or a non-thermal gravitino (Baltz & Murayama, 2003) etc.

2.7.2 Dark matter free-streaming

The modification of the shape of the linear-theory power spectrum of CDM due to WDM can be calculated by multiplication by a transfer function (Bode et al., 2001)

$$T(k) \equiv \sqrt{\frac{P_{\text{WDM}}(k)}{P_{\text{CDM}}(k)}} = [1 + (\alpha k)^{2\mu}]^{-5/\mu}, \quad (2.4)$$

with suitable parameter $\mu = 1.12$ (Viel et al., 2005) and with the scale break parameter, α in the case of thermal relic DM

$$\alpha = 0.049 \left(\frac{m_{\text{WDM}}}{\text{keV}}\right)^{-1.11} \left(\frac{\Omega_{\text{WDM}}}{0.25}\right)^{0.11} \left(\frac{h}{0.7}\right)^{1.22} h^{-1} \text{Mpc}. \quad (2.5)$$

This is a fit to the solution of the full Boltzman equations.

There is a one-to-one relation between the mass of the thermalised WDM particle m_{WDM} (e.g. gravitino), and the mass of the simplest sterile neutrino $m_{\nu s}$, such that the two models have an identical impact on cosmology (Viel et al., 2005)

$$m_{\nu s} = 4.43 \left(\frac{m_{\text{WDM}}}{\text{keV}}\right)^{4/3} \left(\frac{\omega_{\text{WDM}}}{0.1225}\right)^{-1/3} \text{keV}. \quad (2.6)$$

where $\omega = \Omega h^2$. The difference comes from the fact that in the gravitino case the particle is fully thermalised, the number of effective degrees of freedom being determined by mass and energy density of dark matter, while in the simplest sterile neutrino case the number of degrees of freedom is fixed, while abundance is determined by mass and energy density of dark matter.

In order to extrapolate the matter power spectrum to later times one must take into account the non-linear evolution of the matter density field. This is not straightforward in the WDM case (Markovič et al., 2010) and most likely needs to be explored through further simulations (Zavala et al., 2009).

2.7.3 Current constraints on the WDM particle from large-scale structure

Measurements in the particle-physics energy domain can only reach masses uninteresting in the WDM context, since direct detectors look mainly for a WIMP, whose mass should be in the GeV-TeV range. However, as described above, cosmological observations are able to place constraints on light dark matter particles. Observation of the flux power spectrum of the Lyman- α forest, which can indirectly measure the fluctuations in the dark matter density on scales between ~ 100 kpc and ~ 10 Mpc gives the limits of $m_{\text{WDM}} > 4$ keV or equivalently $m_{\nu s} > 28$ keV at 95% confidence level (Viel et al., 2008, 2005; Seljak et al., 2006). For the simplest sterile neutrino model, these lower limits are at odds with the upper limits derived from X-ray observations, which come from the lack of observed diffuse X-ray background from sterile neutrino annihilation and set the limit $m_{\nu s} < 1.8$ keV at the 95% confidence limit (Boyarisky et al., 2006). However, these results do not rule the simplest sterile neutrino models out. There exist theoretical means of evading small-scale power constraints (see e.g. Boyarisky et al., 2009, and references therein). The weak lensing power spectrum from Euclid will be able to constrain the dark matter particle mass to about $m_{\text{WDM}} > 2$ keV (Markovič et al., 2010).

2.8 Neutrino properties

The first significant evidence for a finite neutrino mass (Fukuda et al., 1998) indicated the incompleteness of the standard model of particle physics. Subsequent experiments have further

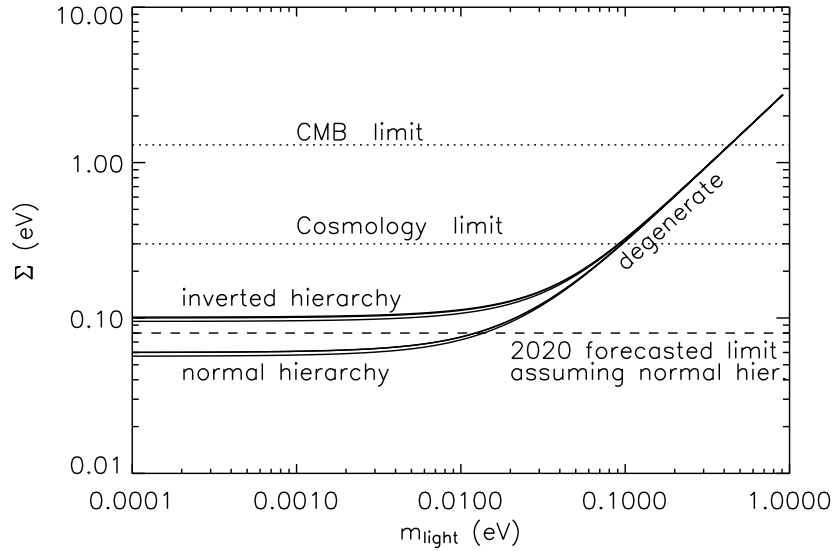


Figure 2.5: Constraints from neutrino oscillations and from cosmology in the m - Σ plane. From Jimenez et al. (2010).

strengthened this evidence and improved the determination of the neutrino mass splitting required to explain observations of neutrino oscillations.

As a summary of the last decade of neutrino experiments, two hierarchical neutrino mass splittings and two large mixing angles have been measured, while only a bound on a third mixing angle has been established. Furthermore, the standard model has three neutrinos: the motivation for considering deviations from the standard model in the form of extra sterile neutrinos has disappeared (Melchiorri et al., 2009; Aguilar-Arevalo et al., 2007). Of course, deviations from the standard effective numbers of neutrino species could still indicate exotic physics which we will discuss below (§ 2.8.4).

New and future neutrino experiments aim to determine the remaining parameters of the neutrino mass matrix and the nature of the neutrino mass. Within three families of neutrinos, and given all neutrino oscillation data, there are three possible mass spectra: a) degenerate, with mass splitting smaller than the neutrino masses, and two non-degenerate cases, b) normal hierarchy (NH), with the larger mass splitting between the two more massive neutrinos and c) inverted hierarchy (IH), with the smaller splitting between the two higher mass neutrinos. Fig. 2.5 (Jimenez et al., 2010) illustrates the currently allowed regions in the plane of total neutrino mass, Σ , vs. mass of the lightest neutrino, m . Note that a determination of $\Sigma < 0.1$ eV would indicate normal hierarchy and that there is an expected minimum mass $\Sigma > 0.054$ eV. The cosmological constraint is from Reid et al. (2010).

Cosmological constraints on neutrino properties are highly complementary to particle physics experiments for several reasons:

- **Relic neutrinos** produced in the early Universe are hardly detectable by weak interactions, making it impossible with foreseeable technology to detect them directly. But new cosmological probes such as Euclid offer the opportunity to detect (albeit indirectly) relic neutrinos, through the effect of their mass on the growth of cosmological perturbations.
- **Cosmology remains a key avenue to determine the absolute neutrino mass scale.** Particle physics experiments will be able to place lower limits on the *effective* neutrino mass,

which depends on the hierarchy, with no rigorous limit achievable in the case of normal hierarchy (Murayama & Peña-Garay, 2004). Contrarily, neutrino free streaming suppresses the small-scale clustering of large-scale cosmological structures by an amount that depends on neutrino mass.

- **“What is the hierarchy (normal, inverted or degenerate)?”** Neutrino oscillation data are unable to resolve whether the mass spectrum consists in two light states with mass m and a heavy one with mass M – normal hierarchy – or two heavy states with mass M and a light one with mass m – inverted hierarchy – in a model-independent way. Cosmological observations, such as the data provided by Euclid, can determine the hierarchy.
- **“Are neutrinos their own anti-particle?”** If the answer is yes, then neutrinos are Majorana fermions; if not, they are Dirac. If neutrinos and anti-neutrinos are identical, there could have been a process in the early Universe that affected the balance between particles and anti-particles, leading to the matter anti-matter asymmetry we need to exist (Fukugita & Yanagida, 1986). This question can, in principle, be resolved if neutrino-less double- β decay is observed (see Murayama & Peña-Garay, 2004, and references therein). However, if such experiments (on going and planned e.g. Cremonesi, 2010) lead to a negative result, the implications for the nature of neutrinos depend on the hierarchy. As shown in Jimenez et al. (2010), in this case cosmology can offer complementary information by helping determine the hierarchy.

2.8.1 Evidence of relic neutrinos

The hot big bang model predicts a background of relic neutrinos in the Universe with an average number density of $\sim 100N_\nu \text{ cm}^{-3}$, where N_ν is the number of neutrino species. These neutrinos decouple from the CMB at redshift $z \sim 10^{10}$ when the temperature was $T \sim o(\text{MeV})$, but remain relativistic down to much lower redshifts depending on their mass. A detection of such a neutrino background would be an important confirmation of our understanding of the physics of the early Universe.

Massive neutrinos affect cosmological observations in different ways. Primary CMB data alone can constrain the total neutrino mass Σ , if it is above $\sim 1 \text{ eV}$ (Komatsu, 2010a, finds $\Sigma < 1.3 \text{ eV}$ at 95% confidence) because these neutrinos become non-relativistic before recombination leaving an imprint in the CMB. Neutrinos with masses $\Sigma < 1 \text{ eV}$ become non-relativistic after recombination altering matter-radiation equality for fixed $\Omega_m h^2$; this effect is degenerate with other cosmological parameters from primary CMB data alone. After neutrinos become non-relativistic, their free streaming damps the small-scale power and modifies the shape of the matter power spectrum below the free-streaming length. The free-streaming length of each neutrino family depends on its mass.

Current cosmological observations do not detect any small-scale power suppression and break many of the degeneracies of the primary CMB, yielding constraints of $\Sigma < 0.3 \text{ eV}$ (Reid et al., 2010) if we assume the neutrino mass to be a constant. A detection of such an effect, however, would provide a detection, although indirect, of the cosmic neutrino background. As shown in the next section, the fact that oscillations predict a minimum total mass $\Sigma \sim 0.054 \text{ eV}$ implies that Euclid has the statistical power to detect the cosmic neutrino background. We finally remark that the neutrino mass may also very well vary in time Wetterich (2007); this might be tested by comparing (and not combining) measurements from CMB at decoupling with low- z measurements. An inconsistency would point out a direct measurement of a time varying neutrino mass Wetterich & Pettorino (2009).

2.8.2 Neutrino mass

Particle physics experiments are sensitive to neutrino flavours making a determination of the neutrino absolute-mass scales very model dependent. On the other hand, cosmology is not sensitive to neutrino flavour, but is sensitive to the total neutrino mass.

The small-scale power-suppression caused by neutrinos leaves imprints on CMB lensing: forecasts indicate that Planck should be able to constrain the sum of neutrino masses Σ , with a 1σ error of 0.13 eV (Kaplinghat et al., 2003; Lesgourgues et al., 2006; de Putter et al., 2009).

Euclid's measurement of the galaxy power spectrum, combined with Planck (primary CMB only) priors should yield an error on Σ of 0.04 eV (for details see Carbone et al., 2010b) which is in qualitative agreement with previous work (e.g. Saito et al., 2009a), assuming a minimal value for Σ and constant neutrino mass. Euclid's weak lensing should also yield an error on Σ of 0.05 eV (Kitching et al., 2008). While these two determinations are not fully independent (the cosmic variance part of the error is in common given that the lensing survey and the galaxy survey cover the same volume of the Universe) the size of the error-bars implies more than 1σ detection of even the minimum Σ allowed by oscillations. Moreover, the two independent techniques will offer cross-checks and robustness to systematics. The error on Σ depends on the fiducial model assumed, decreasing for fiducial models with larger Σ . Euclid will enable us not only to detect the effect of massive neutrinos on clustering but also to determine the absolute neutrino mass scale.

2.8.3 Hierarchy and the nature of neutrinos

Since cosmology is insensitive to flavour, one might expect that cosmology may not help in determining the neutrino mass hierarchy. However, for $\Sigma < 0.1$ eV, only normal hierarchy is allowed, thus a mass determination can help disentangle the hierarchy. There is however another effect: neutrinos of different masses become non-relativistic at slightly different epochs; the free streaming length is slightly different for the different species and thus the detailed shape of the small scale power suppression depends on the individual neutrino masses and not just on their sum. As discussed in Jimenez et al. (2010), in cosmology one can safely neglect the impact of the solar mass splitting. Thus, two masses characterise the neutrino mass spectrum: the lightest m , and the heaviest M . The mass splitting can be parameterised by $\Delta = (M - m)/\Sigma$ for normal hierarchy and $\Delta = (m - M)/\Sigma$ for inverted hierarchy. The absolute value of Δ determines the mass splitting, whilst the sign of Δ gives the hierarchy. Cosmological data are very sensitive to $|\Delta|$; the direction of the splitting – i.e. the sign of Δ – introduces a sub-dominant correction to the main effect. Nonetheless, Jimenez et al. (2010) show that weak gravitational lensing from Euclid data will be able to determine the hierarchy (i.e. the mass splitting and its sign) if far enough away from the degenerate hierarchy (i.e. if $\Sigma < 0.13$).

A detection of neutrino-less double- β decay from the next generation experiments would indicate that neutrinos are Majorana particles. A null result of such double- β decay experiments would lead to a definitive result pointing to the Dirac nature of the neutrino only for degenerate or inverted mass spectrum. This information can be obtained from large-scale structure cosmological data, improved data on the tritium beta decay, or the long-baseline neutrino oscillation experiments. If the small mixing in the neutrino mixing matrix is negligible, cosmology might be the most promising arena to help in this puzzle.

2.8.4 Number of neutrino species

Neutrinos decouple early in cosmic history and contribute to a relativistic energy density with an effective number of species $N_{\nu,\text{eff}} = 3.046$. Cosmology is sensitive to the physical energy density in relativistic particles in the early Universe, which in the standard cosmological model includes only photons and neutrinos: $\omega_{\text{rel}} = \omega_{\gamma} + N_{\nu,\text{eff}}\omega_{\nu}$, where ω_{γ} denotes the energy density in photons and is exquisitely constrained from the CMB, and ω_{ν} is the energy density in one neutrino. Deviations from the standard value for $N_{\nu,\text{eff}}$ would signal non-standard neutrino features

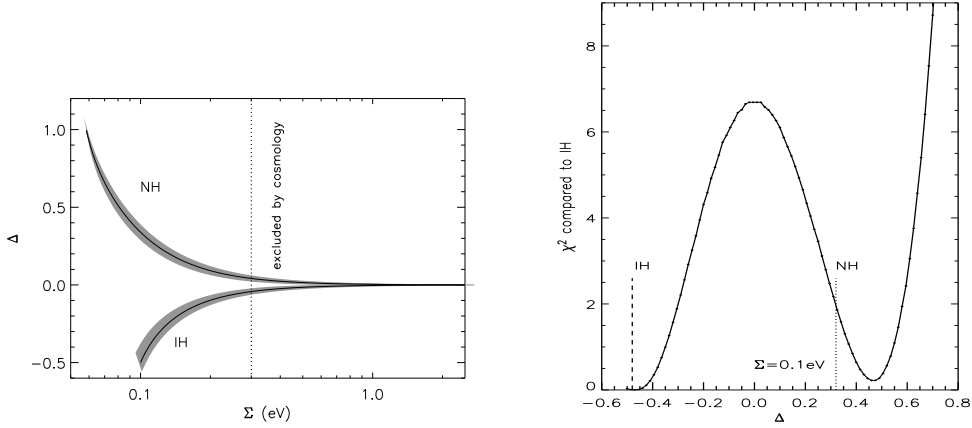


Figure 2.6: Left: region in the Δ - Σ parameter space allowed by oscillations data. Right: Weak lensing forecasts. The dashed and dotted vertical lines correspond to the central value for Δ given by oscillations data. In this case Euclid could discriminate NI from IH with a $\Delta\chi^2 = 2$. From Jimenez et al. (2010).

or additional relativistic species. $N_{\nu,\text{eff}}$ impacts the big bang nucleosynthesis epoch through its effect on the expansion rate; measurements of primordial light element abundances can constrain $N_{\nu,\text{eff}}$ and rely on physics at $T \sim \text{MeV}$ (Bowen et al., 2002). In several non-standard models – e.g. decay of dark matter particles, axions, quintessence – the energy density in relativistic species can change at some later time. The energy density of free-streaming relativistic particles alters the epoch of matter-radiation equality and leaves therefore a signature in the CMB and in the matter-transfer function. However, there is a degeneracy between $N_{\nu,\text{eff}}$ and $\Omega_m h^2$ from CMB data alone (given by the combination of these two parameters that leave matter-radiation equality unchanged) and between $N_{\nu,\text{eff}}$ and σ_8 and/or n_s . Large-scale structure surveys measuring the shape of the power spectrum at large scale can constrain independently the combination $\Omega_m h$ and n_s , thus breaking the CMB degeneracy. Furthermore, anisotropies in the neutrino background affect the CMB anisotropy angular power spectrum at a level of $\sim 20\%$ through the gravitational feedback of their free streaming damping and anisotropic stress contributions. Detection of this effect is now possible by combining CMB and large-scale structure observations. This yields an indication at more than 2σ level that there exists a neutrino background with characteristics compatible with what is expected under the cosmological standard model (Trotta & Melchiorri, 2005; De Bernardis et al., 2008).

The forecasted errors on $N_{\nu,\text{eff}}$ for Euclid (with a Planck prior) are ± 0.1 at 1σ level (Kitching et al., 2008), which is a factor ~ 5 better than current constraints from CMB and LSS and about a factor ~ 2 better than constraints from light element abundance and nucleosynthesis.

2.8.5 Model dependence

A recurring question is how much model dependent will the neutrino constraints be. It is important to recall that usually parameter-fitting is done within the context of a Λ CDM model and that the neutrino effects are seen indirectly in the clustering. Considering more general cosmological models, might degrade neutrino constraints, and vice versa, including neutrinos in the model might degrade dark energy constraints. Here below we discuss the two cases of varying the total neutrino mass Σ and the number of relativistic species N_{eff} , separately.

2.8.6 Σ forecasted error bars and degeneracies

In Carbone et al. (2011b) it is shown that, for a general model which allows for a non-flat Universe, and a redshift dependent dark energy equation of state, the 1σ spectroscopic errors on the neutrino mass Σ are in the range $0.036 - 0.056$ eV, depending on the fiducial total neutrino mass Σ , for the combination Euclid+Planck.

On the other hand, looking at the effect that massive neutrinos have on the dark energy parameter constraints, it is shown that the total CMB+LSS dark-energy FoM decreases only by $\sim 15\% - 25\%$ with respect to the value obtained if neutrinos are supposed to be massless, when the forecasts are computed using the so-called “ $P(k)$ –method marginalised over growth-information” (see Methodology chapter), which therefore results to be quite robust in constraining the dark-energy equation of state.

For what concerns the parameter correlations, at the LSS level, the total neutrino mass Σ is correlated with all the cosmological parameters affecting the galaxy power spectrum shape and BAO positions. When Planck priors are added to the Euclid constraints, all degeneracies are either resolved or reduced, and the remaining dominant correlations among Σ and the other cosmological parameters are Σ - Ω_{de} , Σ - Ω_m , and Σ - w_a , with the Σ - Ω_{de} degeneracy being the largest one.

Hierarchy dependence

In addition, the neutrino mass spectroscopic constraints depend also on the neutrino hierarchy. In fact, the 1σ errors on total neutrino mass for normal hierarchy are $\sim 17\% - 20\%$ larger than for the inverted one. It appears that the matter power spectrum is less able to give information on the total neutrino mass when the normal hierarchy is assumed as fiducial neutrino mass spectrum. This is similar to what found in Ref. (Jimenez et al., 2010) for the constraints on the neutrino mass hierarchy itself, when a normal hierarchy is assumed as the fiducial one. On the other hand, when CMB information are included, the Σ -errors decrease by $\sim 35\%$ in favour of the normal hierarchy, at a given fiducial value $\Sigma|_{\text{fid}}$. This difference arises from the changes in the free-streaming effect due to the assumed mass hierarchy, and is in agreement with the results of Ref. (Lesgourgues et al., 2004), which confirms that the expected errors on the neutrino masses depend not only on the sum of neutrino masses, but also on the order of the mass splitting between the neutrino mass states.

Growth and incoherent peculiar velocity dependence

Σ spectroscopic errors stay mostly unchanged whether growth-information are included or marginalised over, and decrease only by $10\% - 20\%$ when adding $f_g\sigma_8$ measurements. This result is expected, if we consider that, unlike dark energy parameters, Σ affects the shape of the power spectrum via a redshift-dependent transfer function $T(k, z)$, which is sampled on a very large range of scales including the $P(k)$ turnover scale, therefore this effect dominates over the information extracted from measurements of $f_g\sigma_8$. This quantity, in turn, generates new correlations with Σ via the σ_8 -term, which actually is anti-correlated with M_ν (Marulli et al., 2011). On the other hand, if we suppose that early dark-energy is negligible, the dark-energy parameters Ω_{de} , w_0 and w_a do not enter the transfer function, and consequently growth information have relatively more weight when added to constraints from $H(z)$ and $D_A(z)$ alone. Therefore, the value of the dark-energy FoM does increase when growth-information are included, even if it decreases by a factor $\sim 50\% - 60\%$ with respect to cosmologies where neutrinos are assumed to be massless, due to the correlation among Σ and the dark-energy parameters. As confirmation of this degeneracy, when growth-information are added and if the dark-energy parameters Ω_{de} , w_0 , w_a are held fixed to their fiducial values, the errors $\sigma(\Sigma)$ decrease from 0.056 eV to 0.028 eV, for Euclid combined with Planck.

We expect that dark-energy parameter errors are somewhat sensitive also to the effect of incoherent peculiar velocities, the so-called “Fingers of God” (FoG). This can be understood in terms of correlation functions in the redshift-space; the stretching effect due to random peculiar velocities

Table 2.1: $\sigma(M_\nu)$ and $\sigma(N_{\text{eff}})$ marginalised errors from LSS+CMB

General cosmology						
fiducial→	$\Sigma=0.3$ eV ^a	$\Sigma=0.2$ eV ^a	$\Sigma=0.125$ eV ^b	$\Sigma=0.125$ eV ^c	$\Sigma=0.05$ eV ^b	$N_{\text{eff}}=3.04$ ^d
EUCLID+Planck	0.0361	0.0458	0.0322	0.0466	0.0563	0.0862
Λ CDM cosmology						
EUCLID+Planck	0.0176	0.0198	0.0173	0.0218	0.0217	0.0224

^afor degenerate spectrum: $m_1 \approx m_2 \approx m_3$; ^bfor normal hierarchy: $m_3 \neq 0, m_1 \approx m_2 \approx 0$

^cfor inverted hierarchy: $m_1 \approx m_2, m_3 \approx 0$; ^dfiducial cosmology with massless neutrinos

contrasts the flattening effect due to large-scale bulk velocities. Consequently, these two competing effects act along opposite directions on the dark-energy parameter constraints (see Methodology chapter).

On the other hand, the neutrino mass errors are found to be stable again at $\sigma(\Sigma) = 0.056$, also when FoG effects are taken into account by marginalising over $\sigma_v(z)$; in fact, they increase only by 10%–14% with respect to the case where FoG are not taken into account.

Finally, in Table 2.1 we summarise the dependence of the Σ -errors on the model cosmology, for Euclid combined with Planck^{iv}. We conclude that, if Σ is > 0.1 eV, spectroscopy with Euclid will be able to determine the neutrino mass scale independently of the model cosmology assumed. If Σ is < 0.1 eV, the sum of neutrino masses, and in particular the minimum neutrino mass required by neutrino oscillations, can be measured in the context of a Λ CDM model.

2.8.7 N_{eff} forecasted errors and degeneracies

Regarding the N_{eff} spectroscopic errors, Ref. (Carbone et al., 2011b) finds $\sigma(N_{\text{eff}}) \sim 0.56$ from Euclid, and $\sigma(N_{\text{eff}}) \sim 0.086$, for Euclid+Planck. Concerning the effect of N_{eff} uncertainties on the dark-energy parameter errors, the CMB+LSS dark-energy FoM decreases only by $\sim 5\%$ with respect to the value obtained holding N_{eff} fixed at its fiducial value, meaning that also in this case the “ $P(k)$ –method marginalised over growth–information” is not too sensitive to assumptions about model cosmology when constraining the dark-energy equation of state.

About the degeneracies between N_{eff} and the other cosmological parameters, it is necessary to say that the number of relativistic species gives two opposite contributions to the observed power spectrum P_{obs} (see Methodology chapter), and the total sign of the correlation depends on the dominant one, for each single cosmological parameter. In fact, a larger N_{eff} value suppresses the transfer function $T(k)$ on scales $k \leq k_{\text{max}}$. On the other hand, a larger N_{eff} value also increases the Alcock-Paczynski prefactor in P_{obs} . For what concerns the dark-energy parameters Ω_{de} , w_0 , w_a , and the dark-matter density Ω_m , the Alcock-Paczynski prefactor dominates, so that N_{eff} is positively correlated to Ω_{de} and w_a , and anti-correlated to Ω_m and w_0 . In contrast, for the other parameters, the $T(k)$ suppression produces the larger effect and N_{eff} results to be anti-correlated to Ω_b , and positively correlated to h and n_s . The degree of the correlation is very large in the n_s - N_{eff} case, being of the order ~ 0.8 with and without Planck priors. For the remaining cosmological parameters, all the correlations are reduced when CMB information are added, except for the covariance N_{eff} - Ω_{de} , as happens also for the M_ν -correlations. To summarise, after the inclusion of Planck priors, the remaining dominant degeneracies among N_{eff} and the other cosmological parameters are N_{eff} - n_s , N_{eff} - Ω_{de} , and N_{eff} - h , and the forecasted error is $\sigma(N_{\text{eff}}) \sim 0.086$, from Euclid+Planck. Finally, if we fix to their fiducial values the dark energy parameters Ω_{de} , w_0 and w_a , $\sigma(N_{\text{eff}})$ decreases from 0.086 to 0.048, for the combination Euclid+Planck.

^{iv}In this case we have added the contribution from BOSS at redshifts $0.1 < z < z_{\text{min}}$, where $z_{\text{min}} = 0.5$ is the minimum redshift of the Euclid spectroscopic survey.

2.8.8 Non-linear effects of massive cosmological neutrinos on bias and RDS

In general, forecasted errors are obtained using techniques, like the Fisher-matrix approach, that are not particularly well suited to quantify systematic effects. These techniques forecast only statistical errors, which are meaningful as long as they dominate over systematic errors. It is therefore important to consider sources of systematics and their possible effects on the recovered parameters. Possible sources of systematic errors of major concern are the effect of non-linearities and the effects of galaxy bias.

The description of non-linearities in the matter power spectrum in the presence of massive neutrinos has been addressed in several different ways: Saito et al. (2009b, 2008, 2010) have used perturbation theory, Lesgourgues et al. (2009) the time-RG flow approach and Brandbyge et al. (2008); Brandbyge & Hannestad (2009); Brandbyge et al. (2010); Viel et al. (2010) different schemes of N -body simulations.

On the other hand, galaxy/halo bias is known to be almost scale-independent only on large, linear scales, but to become non-linear and scale-dependent for small scales and/or for very massive haloes. From the above discussion and references, it is clear that the effect of massive neutrinos on the galaxy power spectrum in the non-linear regime must be explored via N -body simulations to encompass all the relevant effects.

Here below we focus on the behaviour of the DM-halo mass function (MF), the DM-halo bias, and the redshift-space distortions (RDS), in the presence of a cosmological background of massive neutrinos. To this aim, Marulli et al. (2011) have analysed a set of large N -body hydrodynamical simulations, developed with an extended version of the code GADGET-3 (Viel et al., 2010), which take into account the effect of massive free-streaming neutrinos on the evolution of cosmic structures.

The pressure produced by massive neutrino free-streaming contrasts the gravitational collapse which is the basis of cosmic structure formation, causing a significant suppression in the average number density of massive structures. This effect can be observed in the high mass tail of the halo MF in the left panel of Fig. 2.7, as compared with the analytic predictions of Sheth & Tormen (2002) (ST), where the variance in the density fluctuation field, $\sigma(M)$, has been computed via CAMB (Lewis et al., 2000a), using the same cosmological parameters of the simulations. In particular, here it is shown the MF of sub-structures identified using the SUBFIND package (Springel et al., 2001), while the normalisation of the matter power spectrum is fixed by the dimensionless amplitude of the primordial curvature perturbations $\Delta_{\mathcal{R}}^2(k_0)|_{\text{fid}} = 2.3 \times 10^{-9}$, evaluated at a pivot scale $k_0 = 0.002/\text{Mpc}$ (Larson, 2010), which has been chosen to have the same value both in the $\Lambda\text{CDM}\nu$ and in the ΛCDM cosmologies.

In Fig. 2.7, two fiducial neutrino masses have been considered, $\Sigma = 0.3$ and $\Sigma = 0.6$ eV. From the comparison of the corresponding MFs, we confirm the theoretical predictions, i.e. that the higher the neutrino mass is, the larger the suppression in the comoving number density of DM haloes becomes.

As is well known, massive neutrinos also strongly affect the spatial clustering of cosmic structures. A standard statistic generally used to quantify the degree of clustering of a population of sources is the two-point auto-correlation function. Although the free-streaming of massive neutrinos causes a suppression of the matter power spectrum on scales k larger than the neutrino free-streaming scale, the halo bias is significantly enhanced. This effect can be physically explained thinking that, due to neutrino structure suppression, the same halo bias would correspond, in a ΛCDM cosmology, to more massive haloes (than in a $\Lambda\text{CDM}\nu$ cosmology), which as known are typically more clustered.

This effect is evident in the right panel of Fig. 2.7 which shows the two-point DM-halo correlation function measured with the Landy and Szalay (1993) estimator, compared to the matter correlation function. In particular, the clustering difference between the ΛCDM and $\Lambda\text{CDM}\nu$ cosmologies increases at higher redshifts, as it can be observed from Fig. 2.8 and the windows at

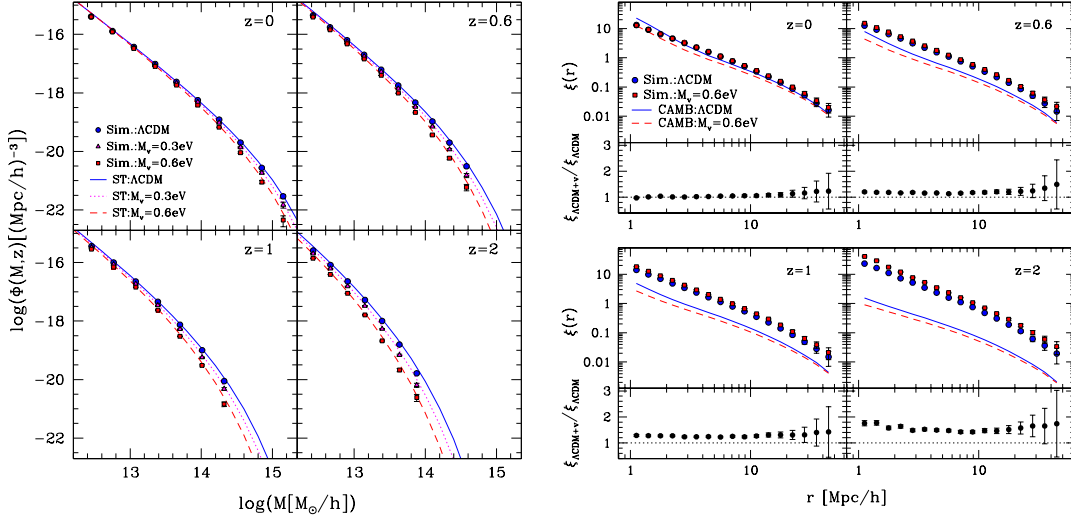


Figure 2.7: DM halo mass function (MF) as a function of Σ and redshift. LEFT: MF of the SUBFIND haloes in the Λ CDM N -body simulation (blue circles) and in the two simulations with $\Sigma = 0.3$ eV (magenta triangles) and $\Sigma = 0.6$ eV (red squares). The blue, magenta and red lines show the halo MF predicted by Sheth & Tormen (2002), where the variance in the density fluctuation field, $\sigma(M)$, at the three cosmologies, $\Sigma = 0, 0.3, 0.6$ eV, has been computed with the software CAMB (Lewis et al., 2000a). RIGHT: real space two-point auto-correlation function of the DM haloes in the Λ CDM N -body simulation (blue circles) and in the simulation with $\Sigma = 0.6$ eV (red squares). The blue and red lines show the DM correlation function computed using the CAMB matter power spectrum with $\Sigma = 0$ and $\Sigma = 0.6$ eV, respectively. The bottom panels show the ratio between the halo correlation function extracted from the simulations with and without massive neutrinos.

redshifts $z > 0$ of the left panel in Fig. 2.7. Note also the effect of non-linearities on the bias, which clearly starts to become scale-dependent for separations $r < 20$ Mpc/h.

As it happens for the MF and clustering, also RDS are strongly affected by massive neutrinos. The left panel of Fig. 2.9 shows the real and redshift space correlation functions of DM haloes as a function of the neutrino mass. The effect of massive neutrinos is particularly evident when the correlation function is measured as a function of the two directions perpendicular and parallel to the line of sight. As a consequence, the value of the linear growth rate that can be derived by modelling galaxy clustering anisotropies can be greatly suppressed with respect to the value expected in a Λ CDM cosmology. Indeed, neglecting the cosmic relic massive neutrino background in data analysis might induce a bias in the inferred growth rate, from which a potentially fake signature of modified gravity might be inferred. The right panel of Fig. 2.9 demonstrates this point, showing the best-fit values of β and σ_{12} , as a function of Σ and redshift, where $\beta = \frac{f(\Omega_M)}{b_{\text{eff}}}$, b_{eff} being the halo effective linear bias factor, $f(\Omega_M)$ the linear growth rate and σ_{12} the pairwise velocity dispersion.

2.9 Coupling between dark energy and neutrinos

As we have seen in section (1.4.3), it is interesting to consider the possibility that dark energy, seen as a dynamical scalar field (quintessence), may interact with other components in the Universe. In this section we focus on the possibility that a coupling may exist between dark energy and neutrinos.

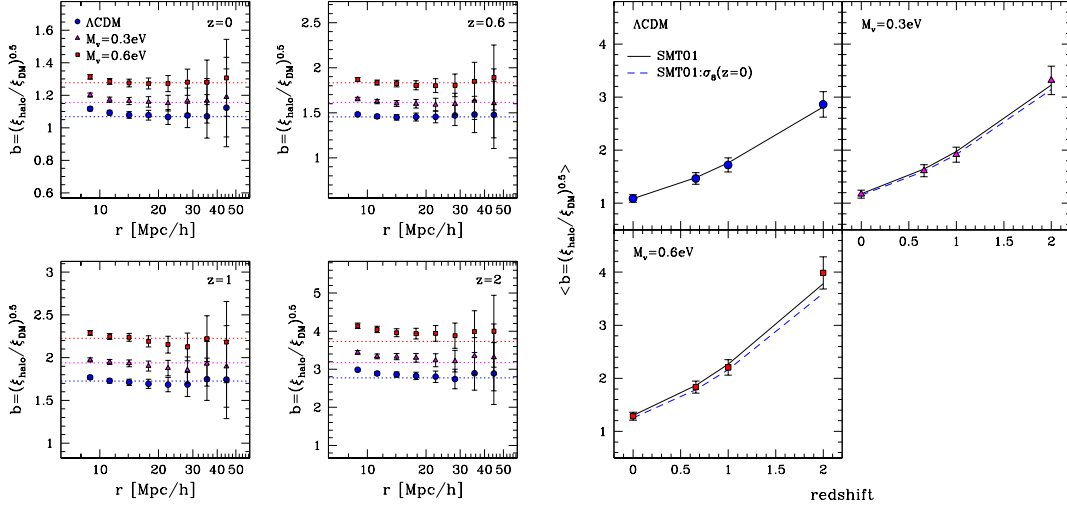


Figure 2.8: LEFT: real space two-point auto-correlation function of the DM haloes in the Λ CDM N -body simulation (blue circles) and in the simulation with $\Sigma = 0.6\text{eV}$ (red squares). The blue and red lines show the DM correlation function computed using the CAMB matter power spectrum with $\Sigma = 0$ and $\Sigma = 0.6\text{eV}$, respectively. The bottom panels show the ratio between the halo correlation function extracted from the simulations with and without massive neutrinos. RIGHT: mean bias (averaged in $10 < r [\text{Mpc}/h] < 50$) as a function of redshift compared with the theoretical predictions of Sheth & Tormen (2002). Here the dashed lines represent the theoretical expectations for a LCDM cosmology renormalized with the σ_8 value of the simulations with a massive neutrino component.

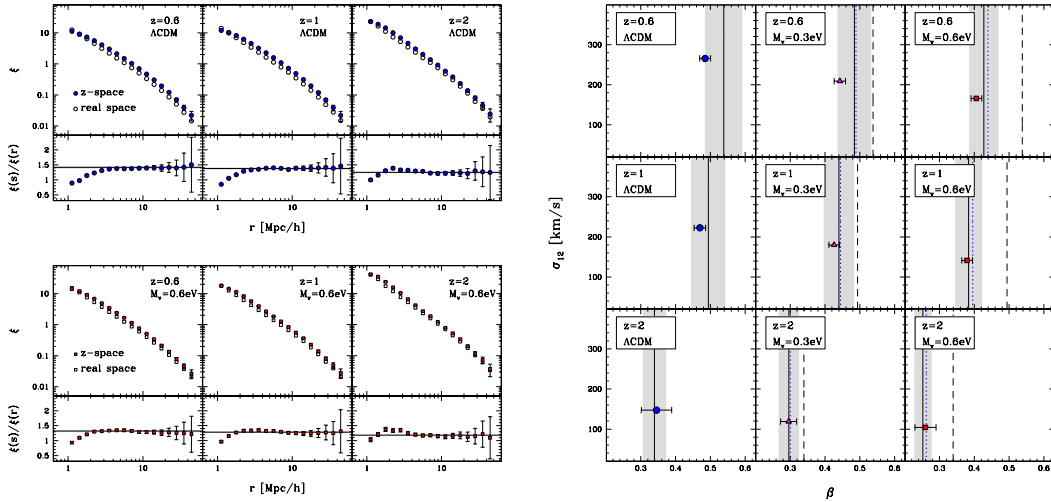


Figure 2.9: LEFT: two-point auto-correlation function in real and redshift space of the DM-haloes in the Λ CDM N -body simulation (blue circles) and in the simulation with $\Sigma = 0.6\text{eV}$ (red squares). The bottom panels show the ratio between them, compared with the theoretical expectation. RIGHT: Best-fit values of β - σ_{12} , as a function of Σ and redshift (points), compared with the theoretical prediction (grey shaded area). The blue dotted lines show the theoretical prediction for $\Sigma = 0$ and with $\sigma_8(z=0)$.

The idea of such a coupling has been addressed and developed by several authors within MaVaNs theories first (Fardon et al., 2004; Peccei, 2005; Bi et al., 2005; Afshordi et al., 2005; Weiner & Zurek, 2006; Das & Weiner, 2006; Takahashi & Tanimoto, 2006; Spitzer, 2006; Bjaelde et al., 2008; Brookfield et al., 2006b,a) and more recently within growing neutrino cosmologies (Amendola et al., 2008a; Wetterich, 2007; Mota et al., 2008; Wintergerst et al., 2010; Wintergerst & Pettorino, 2010; Pettorino et al., 2010; Brouzakis et al., 2010). It has been shown that neutrinos can play a crucial role in cosmology, setting naturally the desired scale for Dark Energy. Interestingly, a coupling between neutrinos and dark energy may help solving the ‘why now’ problem, explaining why dark energy dominates only in recent epochs. The coupling follows the description illustrated in section (1.4.3) for a general interacting dark energy cosmology, where now $m_\nu = m_\nu(\phi)$.

Typically, in growing neutrino cosmologies, the function $m_\nu(\phi)$ is such that the neutrino mass grows with time from low, nearly massless values (when neutrinos are non-relativistic) up to present masses in a range in agreement with current observations (see the previous section of this review for latest bounds on neutrino masses). The key feature of growing neutrino models is that the amount of dark energy today is triggered by a cosmological event, corresponding to the transition from relativistic to non-relativistic neutrinos at redshift $z_{\text{NR}} \sim 5 \div 10$. As long as neutrinos are relativistic, the coupling plays no role on the dynamics of the scalar field, which follows attractor solutions of the type described in section 1.4.3. From there on, the evolution of dark energy resembles that of a cosmological constant, plus small oscillations of the coupled dark energy-neutrino fluid. As a consequence, when a coupling between dark energy and neutrinos is active, the amount of dark energy and its equation of state today are strictly connected to the present value of the neutrino mass.

The interaction between neutrinos and dark energy is a nice and concrete example of the significant imprint that dynamical coupled dark energy can leave on observables and in particular on structure formation and on the cosmic microwave background. This is due to the fact that the coupling, playing a role only after neutrinos become non-relativistic, can reach relatively high values as compared to gravitational attraction. Typical values of β are order $50 \div 100$ or even more such that even the small fraction of cosmic energy density in neutrinos can have a substantial influence on the time evolution of the quintessence field. During this time the fifth force can be of order $10^2 \div 10^4$ times stronger than gravity. The neutrino contribution to the gravitational potential influences indirectly also dark matter and structure formation, as well as CMB, via the Integrated Sachs Wolfe effect and the non-linear Rees-Sciama effect, which is non-negligible at the scales where neutrinos form stable lumps. Furthermore, backreaction effects can substantially modify the growth of large scale neutrino lumps, with effects which are much larger than in the dark matter case. The presence of a fifth force due to an interaction between neutrinos and dark energy can lead to remarkably peculiar differences with respect to a cosmological constant scenario.

Here, we just recall some of the typical features that can arise when such an interaction is active:

- existence of very large structures, order $10 \div 500$ Mpc (Afshordi et al., 2005; Mota et al., 2008; Wintergerst et al., 2010; Wintergerst & Pettorino, 2010; Pettorino et al., 2010);
- enhanced ISW effect, drastically reduced when taking into account non-linearities (Pettorino et al., 2010): information on the gravitational potential is a good mean to constrain the range of allowed values for the coupling β ;
- large-scale anisotropies and enhanced peculiar velocities (Watkins et al., 2009; Ayaita et al., 2009);
- the influence of the gravitational potential induced by the neutrino inhomogeneities can affect BAO in the dark-matter spectra (Brouzakis et al., 2010).

Investigation of structure formation at very large scales (order $1 \div 100$ Mpc) as well as cross correlation with CMB are crucial in order to disentangle coupled neutrino-quintessence cosmologies

from a cosmological constant scenario. Detection of a population of very large-scale structures could pose serious difficulties to the standard framework and open the way to the existence of a new cosmological interaction stronger than gravity.

2.10 Unified Dark Matter

The appearance of two unknown components in the Standard Cosmological Model, dark matter and dark energy, has prompted discussion of whether they are two facets of a single underlying dark component. This concept goes under the name of quartessence (Makler et al., 2003), or Unified Dark Matter (UDM). *A priori* this is attractive, replacing two unknown components with one, and in principle it might explain the ‘why now?’ problem of why the energy densities of the two components are similar (also referred to as the coincidence problem). Many UDM models are characterised by a sound speed, whose value and evolution imprints oscillatory features on the matter power spectrum, which may be detectable through weak lensing or BAO signatures with Euclid.

The field is rich in UDM models (see Bertacca et al., 2010, for a review and for references to the literature). The models can grow structure, as well as providing acceleration of the Universe at late times. In many cases, these models have a non-canonical kinetic term in the Lagrangian, e.g. an arbitrary function of the square of the time derivative of the field in a homogeneous and isotropic background. Early models with acceleration driven by kinetic energy (*k*-inflation Armendariz-Picón et al., 1999; Garriga & Mukhanov, 1999; Bose & Majumdar, 2009) were generalised to more general Lagrangians (*k*-essence; e.g. Armendariz-Picon et al., 2000, 2001; Scherrer, 2004). For UDM, several models have been investigated, such as the generalised Chaplygin gas (Kamenshchik et al., 2001; Bento et al., 2002; Bilić et al., 2002; Zhang et al., 2006; Popov, 2010), although these may be tightly constrained due to the finite sound speed (e.g. Amendola et al., 2003a; Bento et al., 2003; Sandvik et al., 2004; Zhu, 2004). Vanishing sound speed models however evade these constraints (e.g. the Silent Chaplygin gas of Amendola et al., 2005b). Other models consider a single fluid with a two-parameter equation of state (e.g. Balbi et al., 2007), models with canonical Lagrangians but a complex scalar field (Arbey, 2006), models with a kinetic term in the energy-momentum tensor (Gao et al., 2010; Chimento & Forte, 2008), models based on a DBI action (Chimento et al., 2010), models which violate the weak equivalence principle (Füzfa & Alimi, 2007) and models with viscosity (Dou & Meng, 2011). Finally, there are some models which try to unify inflation as well as Dark Matter and Dark Energy (Capozziello et al., 2006; Nojiri & Odintsov, 2008; Liddle et al., 2008; Lin, 2009; Henriques et al., 2009).

A requirement for UDM models to be viable is that they must be able to cluster to allow structure to form. A generic feature of the UDM models is an effective sound speed, which may become significantly non-zero during the evolution of the Universe, and the resulting Jeans length may then be large enough to inhibit structure formation. The appearance of this sound speed leads to observable consequences in the CMB as well, and generally speaking the speed needs to be small enough to allow structure formation and for agreement with CMB measurements. In the limit of zero sound speed, the standard cosmological model is recovered in many models. Generally the models require fine-tuning, although some models have a fast transition between a dark matter only behaviour and Λ CDM. Such models (Piattella et al., 2010) can have acceptable Jeans lengths even if the sound speed is not negligible.

2.10.1 Theoretical Background

An action which is applicable for most UDM models, with a single scalar field φ , is

$$S = \int d^4x \sqrt{-g} \left[\frac{R}{2} + \mathcal{L}(\varphi, X) \right], \quad (2.7)$$

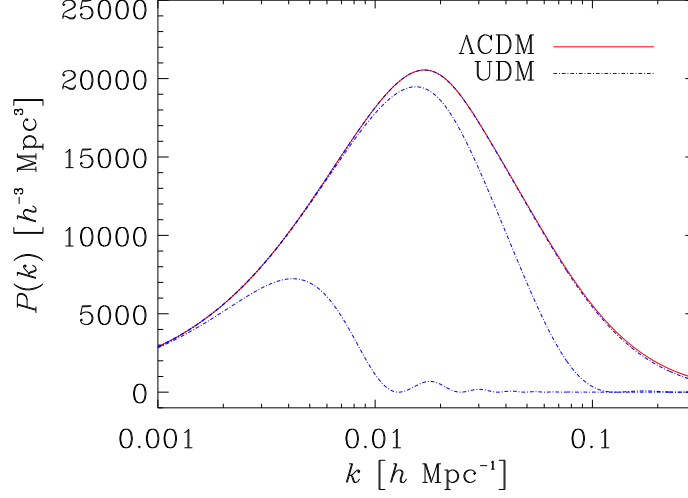


Figure 2.10: The $z = 0$ matter power spectrum arising in UDM models with a Lagrangian given by equation (2.10). Λ CDM is solid, and UDM models with $c_\infty = 10^{-1}, 10^{-2}, 10^{-3}$ are shown from bottom to top. From Camera et al. (2010).

where

$$X \equiv -\frac{1}{2}\nabla_\mu\varphi\nabla^\mu\varphi \quad (2.8)$$

and ∇ indicates covariant differentiation. This leads to an energy density which is $\rho = 2X \partial p / \partial X - p$, and hence an equation-of-state parameter $w \equiv p/\rho$ (in units of $c = 1$) given by

$$w = \frac{p}{2X \partial p / \partial X - p}, \quad (2.9)$$

and $p = \mathcal{L}$. A full description of the models investigated and Lagrangians considered is beyond the scope of this work; the reader is directed to the review by Bertacca et al. (2010) for more details. Lagrangians of the form

$$\mathcal{L}(\varphi, X) = f(\varphi)g(X) - V(\varphi), \quad (2.10)$$

where $g(X)$ is a Born-Infeld kinetic term, were considered in a Euclid-like context by Camera et al. (2010), and models of this form can avoid a strong ISW effect which is often a problem for UDM models (see Bertacca et al., 2008, and references therein). This model is parameterised by a late-time sound speed, c_∞ , and its influence on the matter power spectrum is illustrated in Fig. 2.10. For zero sound speed Λ CDM is recovered.

2.10.2 Euclid Observables

Of interest for Euclid are the weak lensing and BAO signatures of these models, although the supernova Hubble diagram can also be used (Thakur et al., 2009). The observable effects come from the power spectrum and the evolution of the equation-of-state parameter of the unified fluid, which affects distance measurements. The observational constraints of the generalised Chaplygin gas have been investigated (Park et al., 2010), with the model already constrained to be close to Λ CDM with SDSS data and the CMB. The effect on BAO measurements for Euclid has yet to be calculated, but the weak lensing effect has been considered for non-canonical UDM models (Camera et al., 2010). The change in shape and oscillatory features introduced in the power spectrum allow the sound speed parameter to be constrained very well by Euclid, using 3D weak lensing (Heavens, 2003; Kitching et al., 2007) with errors $\sim 10^{-5}$ (see also Camera et al., 2009).

2.11 Dark energy and dark matter

In section 1.4, we have illustrated the possibility that dark energy, seen as a dynamical scalar field (quintessence), may interact with other components in the Universe. When starting from an action such as Eq.(1.51), the species which interact with quintessence are characterised by a mass function that changes in time (Kodama & Sasaki, 1984; Amendola, 2000a, 2004; Pettorino & Baccigalupi, 2008). Here, we consider the case in which the evolution of cold dark matter (CDM) particles depends on the evolution of the dark energy scalar field. In this case the general framework seen in section 1.4 is specified by the choice of the function $m_c = m_c(\phi)$. The coupling is not constrained by tests of the equivalence principle and solar system constraints, and can therefore be stronger than the coupling with baryons. Typical values of β presently allowed by observations (within current CMB data) are within the range $0 < \beta < 0.06$ at 95% CL for a constant coupling and an exponential potential, (Bean et al., 2008; Amendola et al., 2003b; Amendola, 2004; Amendola & Quercellini, 2003), or possibly more if neutrinos are taken into account or more realistic time-dependent choices of the coupling are used (La Vacca et al., 2009; Kristiansen et al., 2010). As mentioned in section 1.4.3, this framework is generally referred to as ‘coupled quintessence’ (CQ). Various choices of couplings have been investigated in the literature, including constant β (Amendola, 2000a; Mangano et al., 2003; Amendola, 2004; Koivisto, 2005; Guo et al., 2007; Quartin et al., 2008; Quercellini et al., 2008; Pettorino & Baccigalupi, 2008) and varying couplings (Baldi, 2010b), with effects on Supernovæ, CMB and cross-correlation of the CMB and LSS (Bean et al., 2008; Amendola et al., 2003b; Amendola, 2004; Amendola & Quercellini, 2003; La Vacca et al., 2009; Kristiansen et al., 2010; Mainini & Mota, 2010).

The presence of a coupling (and therefore, of a fifth force acting among dark matter particles) modifies the expansion of the universe, linear perturbations and most relevantly, structure formation. Coupled quintessence is a concrete model in which a non-negligible amount of dark energy is present at early times. The presence of such an early dark energy component is accompanied specific features, as illustrated in section 1.4 for a general framework:

1. a fifth force $\nabla [\Phi_\alpha + \beta\phi]$ with an effective $\tilde{G}_\alpha = G_N[1 + 2\beta^2(\phi)]$;
2. a velocity-dependent term $\tilde{H}\mathbf{v}_\alpha \equiv H \left(1 - \beta(\phi)\frac{\dot{\phi}}{H}\right) \mathbf{v}_\alpha$;
3. a time-dependent mass for each particle α , evolving according to Eq.(1.56).

All these effects, and in particular the first two, contribute significantly to structure formation. Note that the second and third terms are not independent of each other as they are a direct consequence of momentum conservation. Depending on the function $m_c(\phi)$, and therefore $\beta(\phi)$, the first two terms can partially balance: the fifth force increases gravitational attraction whilst the velocity-dependent term, if the CDM mass decreases with time, tries to dilute the concentration of the virialised haloes. In particular, a striking difference between constant and variable-coupling models concerning the interplay of all these three effects has been highlighted in Baldi (2010b): whilst for constant couplings only the latter two effects can alter the virial equilibrium of an already-collapsed object, for the case of a variable coupling the time evolution of the effective gravitational constant can also modify the virial status of a halo, and can either enhance or counteract the effect of reducing halo concentrations (for decreasing and increasing couplings, respectively). Non-linear evolution within coupled quintessence cosmologies has been addressed using various methods of investigation, such as spherical collapse (Mainini & Bonometto, 2006; Wintergerst & Pettorino, 2010; Manera & Mota, 2006; Koivisto, 2005; Sutter & Ricker, 2007a; Abdalla et al., 2009; Bertolami et al., 2009) and alternative semi-analytic methods (Saracco et al., 2010b; Amendola & Quercellini, 2004). N -body and hydro-simulations have also been done (Macciò et al., 2004; Baldi et al., 2010; Baldi, 2010b; Baldi & Pettorino, 2011; Baldi & Viel, 2010; Li et al., 2010; Li & Barrow, 2010b; Baldi, 2010a; Zhao et al., 2010b).

We list here briefly the main observable features typical of this class of models:

- enhanced ISW effect (Amendola, 2000a, 2004; Mainini & Mota, 2010); such effects may be partially reduced when taking into account non-linearities, as described in Pettorino et al. (2010);
- increase in the number counts of massive clusters at high redshift (Baldi & Pettorino, 2011);
- scale-dependent bias between baryons and dark matter, which behave differently if only dark matter is coupled to dark energy (Baldi et al., 2010; Baldi, 2010a);
- less steep inner core halo profiles (depending on the interplay between fifth force and velocity-dependent terms) (Baldi et al., 2010; Baldi, 2010b; Li et al., 2010; Li & Barrow, 2010b; Baldi, 2010a);
- lower concentration of the halos (Baldi et al., 2010; Baldi, 2010b; Li & Barrow, 2010b);
- voids are emptier when a coupling is active (Baldi & Viel, 2010).

As discussed in subsection 1.6.1, when a variable coupling $\beta(\phi)$ is active the relative balance of the fifth-force and other dynamical effects depends on the specific time evolution of the coupling strength. Under such conditions, certain cases may also lead to the opposite effect of larger halo inner overdensities and higher concentrations, as in the case of a steeply growing coupling function (see Baldi, 2010b). Alternatively, the coupling can be introduced by choosing directly a covariant stress-energy tensor, treating dark energy as a fluid in the absence of a starting action (Mangano et al., 2003; Valiviita et al., 2008; Caldera-Cabral et al., 2009b; Schaefer et al., 2008; Valiviita et al., 2010; Majerotto et al., 2010; Gavela et al., 2009; Caldera-Cabral et al., 2009a; Gavela et al., 2010). For an illustration of non-linear effects in the presence of a coupling see section 1.6.

2.12 Ultra-light scalar fields

Ultra-light scalar fields arise generically in high energy physics, most commonly as axions or other axion-like particles (ALPs). They are the Pseudo-Goldstone bosons (PGBs) of spontaneously broken symmetries. Their mass remains protected to all loop orders by a shift symmetry, which is only weakly broken to give the fields a mass and potential, through non perturbative effects. Commonly these effects are presumed to be caused by instantons, as in the case of the QCD axion, but the potential can also be generated in other ways that give potentials that are useful, for example, in the study of quintessence (Panda et al., 2010). Here we will be considering a general scenario, motivated by the suggestions of Arvanitaki et al. (2009) and Hu et al. (2000), where an ultralight scalar field constitutes some fraction of the dark matter, and we make no detailed assumptions about its origin.

Axions arise generically in string theory (Svrcek & Witten, 2006). They are similar to the well known QCD axion (Peccei & Quinn, 1977; Hooft, 1976b,a; Dine, 1981; Preskill et al., 1983; Steinhardt & Turner, 1983; Turner et al., 1983; Abbott & Sikivie, 1983; Dine & Fischler, 1983; Turner, 1986; Visinelli & Gondolo, 2009), and their cosmology has been extensively studied (see, for example, Banks & Dine, 1996). String axions are the Kaluza-Klein zero modes of anti-symmetric tensor fields, the number of which is given by the number of closed cycles in the compact space: for example a two-form such as B_{MN}^{\vee} has a number of zero modes coming from the number of closed two-cycles. In any realistic compactification giving rise to the Standard Model of particle physics the number of closed cycles will typically be in the region of hundreds. Since such large numbers of these particles are predicted by String Theory, we are motivated to look for their general properties and resulting cosmological phenomenology.

[∨] B_{MN} is the antisymmetric partner of the metric, is in many ways analogous to a gauge theory field strength tensor, and is present in all string theories. In this context it gives rise to the “model independent axion.” The indices M, N run over the spacetime dimensions, $0, \dots, D - 1$.

The properties of the axion θ are entirely determined by its potential U , whose specific form depends on details in string theory that will not concern us, and two parameters in the four-dimensional Lagrangian

$$\mathcal{L} = \frac{f_a^2}{2}(\partial\theta)^2 - \Lambda^4 U(a), \quad (2.11)$$

where f_a is the scale at which the Peccei-Quinn-like symmetry – an additional global $U(1)$ symmetry – is broken, also referred to as the axion decay constant, and Λ is the overall scale of the potential. In terms of the canonically normalised field $\phi = f_a\theta$, we find that the mass is given by

$$m = \frac{\Lambda^2}{f_a}. \quad (2.12)$$

The values of these parameters are determined by the action S of the non-perturbative physics that generates the potential for a given axion, and it was argued in Arvanitaki et al. (2009) that this scales with the volume/area of the closed cycle giving rise to that axion, $S \sim A$. f_a and S are related by

$$f_a \sim \frac{M_{\text{pl}}}{S}. \quad (2.13)$$

f_a is typically of order 10^{16}GeV and can be considered constant for all string axions (Svrcek & Witten, 2006). However, the mass of each axion depends exponentially on S from

$$\Lambda^4 = \mu^4 e^{-S}, \quad (2.14)$$

where μ sets the scale of the non-perturbative physics (essentially, the Planck Scale in the string case), and so, as S varies from axion to axion depending on the cycle areas in the compact space, we expect axion masses to evenly distribute on a logarithmic mass scale all the way down to the Hubble scale today, $H_0 \sim 10^{-33}\text{eV}$ (Arvanitaki et al., 2009).

There will be a small thermal population of ALPs, but the majority of the cosmological population will be cold and non-thermally produced. Production of cosmological ALPs proceeds by the vacuum realignment mechanism. When the Peccei-Quinn-like $U(1)$ symmetry is spontaneously broken at the scale f_a the ALP acquires a vacuum expectation value, the misalignment angle θ_i , uncorrelated across different causal horizons. However, provided that inflation occurs after symmetry breaking, and with a reheat temperature $T \lesssim f_a$, then the field is homogenised over our entire causal volume. This is the scenario we will consider. The field θ is a PGB and evolves according to the potential U acquired at the scale μ . However, a light field will be frozen at θ_i until the much later time when the mass overcomes the Hubble drag and the field begins to roll towards the minimum of the potential, in exact analogy to the minimum of the instanton potential restoring \mathcal{CP} invariance in the Peccei-Quinn mechanism for the QCD axion. Coherent oscillations about the minimum of U lead to the production of the weakly coupled ALPs, and it is the value of the misalignment angle that determines the cosmological density in ALPs (Linde, 1991; Hertzberg et al., 2008; Sikivie, 2008).

The underlying shift symmetry restricts U to be a periodic function of θ for true axions, but since in the expansion all couplings will be suppressed by the high scale f_a , and the specific form of U is model-dependent, we will make the simplification to consider only the quadratic mass term as relevant in the cosmological setting, though some discussion of the effects of anharmonicity will be made. In addition, Panda et al. (2010) have constructed non-periodic potentials in string theory.

Scalar fields with masses in the range $10^{-33}\text{eV} < m < 10^{-22}\text{eV}$ are also well-motivated dark matter candidates independently of their predicted existence in string theory, and constitute what Hu has dubbed “fuzzy cold dark matter”, or FCDM (Hu et al., 2000). The Compton wavelength of the particles associated to ultra-light scalar fields, $\lambda_c = 1/m$ in natural units, is of the size of galaxies or clusters of galaxies, and so the uncertainty principle prevents localisation of the particles on any smaller scale. This naturally suppresses formation of structure and serves as a

simple solution to the problem of “cuspy halos” and the large number of dwarf galaxies, which are not observed and are otherwise expected in the standard picture of CDM. Sikivie has argued (Sikivie, 2010) that axion dark matter fits the observed caustics in dark matter profiles of galaxies, which cannot be explained by ordinary dust CDM.

The large phase space density of ultralight scalar fields causes them to form Bose-Einstein condensates (see Sikivie & Yang, 2009, and references therein) and allows them to be treated as classical fields in a cosmological setting. This could lead to many interesting, and potentially observable phenomena, such as formation of vortices in the condensate, which may effect halo mass profiles (Silverman & Mallett, 2002; Kain & Ling, 2010), and black hole super radiance (Arvanitaki et al., 2009; Arvanitaki & Dubovsky, 2010; Rosa, 2010), which could provide direct tests of the “string axiverse” scenario of Arvanitaki et al. (2009). In this summary we will be concerned with the large-scale indirect effects of ultra-light scalar fields on structure formation via the matter power spectrum in a cosmology where a fraction $f = \Omega_a/\Omega_m$ of the dark matter is made up of such a field, with the remaining dark matter a mixture of any other components but for simplicity we will here assume it to be CDM so that $(1 - f)\Omega_m = \Omega_c$.

If ALPs exist in the high energy completion of the standard model of particle physics, and are stable on cosmological time scales, then regardless of the specifics of the model Tegmark et al. (2006) have argued that on general statistical grounds we indeed expect a scenario where they make up an order one fraction of the CDM, alongside the standard WIMP candidate of the lightest supersymmetric particle. However, it must be noted that there are objections when we consider a population of light fields in the context of inflation (Mack, 2009; Mack & Steinhardt, 2009). The problem with these objections is that they make some assumptions about what we mean by “fine tuning” of fundamental physical theories, which is also related to the problem of finding a measure on the landscape of string theory and inflation models (see, for example, Linde & Noorbala, 2010), the so-called “Goldilocks problem.” Addressing these arguments in any detail is beyond the scope of this summary.

We conclude with a summary of the most important equations and properties of ultra-light scalar fields.

- In conformal time and in the synchronous gauge with scalar perturbation h as defined in Ma & Bertschinger (1995), a scalar field with a quadratic potential evolves according to the following equations for the homogeneous, $\phi_0(\tau)$, and first order perturbation, $\phi_1(\tau, \vec{k})$, components

$$\ddot{\phi}_0 + 2\mathcal{H}\dot{\phi}_0 + m^2 a^2 \phi_0 = 0, \quad (2.15)$$

$$\ddot{\phi}_1 + 2\mathcal{H}\dot{\phi}_1 + (m^2 a^2 + k^2)\phi_1 = -\frac{1}{2}\dot{\phi}_0 \dot{h}; \quad (2.16)$$

- In cosmology we are interested in the growth of density perturbations in the dark matter, and how they effect the expansion of the universe and the growth of structure. The energy-momentum tensor for a scalar field is

$$T^\mu{}_\nu = \phi^{;\mu}\phi_{;\nu} - \frac{1}{2}(\phi^{;\alpha}\phi_{;\alpha} + 2V)\delta^\mu{}_\nu \quad (2.17)$$

which to first order in the perturbations has the form of a perfect fluid and so we find the

density and pressure components in terms of ϕ_0, ϕ_1 ,

$$\rho_a = \frac{a^{-2}}{2} \dot{\phi}_0^2 + \frac{m^2}{2} \phi_0^2, \quad (2.18)$$

$$\delta\rho_a = a^{-2} \dot{\phi}_0 \dot{\phi}_1 + m^2 \phi_0 \phi_1, \quad (2.19)$$

$$P_a = \frac{a^{-2}}{2} \dot{\phi}_0^2 - \frac{m^2}{2} \phi_0^2, \quad (2.20)$$

$$\delta P_a = a^{-2} \dot{\phi}_0 \dot{\phi}_1 - m^2 \phi_0 \phi_1, \quad (2.21)$$

$$(\rho + P)\theta_a = a^{-2} k^2 \dot{\phi}_0 \phi_1; \quad (2.22)$$

- The scalar field receives an initial value after symmetry breaking and at early times it remains frozen at this value by the Hubble drag. A frozen scalar field behaves as a cosmological constant; once it begins oscillating it will behave as matter. A field begins oscillating when

$$H(t) < m; \quad (2.23)$$

- Do oscillations begin in the radiation or matter dominated era? The scale factor at which oscillations begin, a_{osc} , is given by

$$a_{osc} = \left(\frac{t_{eq}}{t_0}\right)^{1/6} \left(\frac{1}{mt_0}\right)^{1/2}, \quad m \gtrsim 10^{-27} \text{eV},$$

$$a_{osc} = \left(\frac{1}{mt_0}\right)^{2/3}, \quad m \lesssim 10^{-27} \text{eV}; \quad (2.24)$$

- If oscillations begin in the matter-dominated era then the epoch of equality will not be the same as that inferred from the matter density today. Only CDM will contribute to the matter density at equality, so that the scale factor of equality is given by

$$a_{eq} \simeq \frac{\Omega_r}{\Omega_m} \frac{1}{(1-f)}; \quad (2.25)$$

- The energy density today in such an ultralight field can be estimated from the time when oscillations set in and depends on its initial value as

$$\Omega_a = \frac{1}{6} \left(\frac{1}{t_0}\right)^2 \phi_0(t_i)^2, \quad (2.26)$$

while fields that begin oscillations in the radiation era also have a mass dependence in the final density as $\sim m^{1/2}$;

- In the context of generalized dark matter (Hu, 1998a) we can see the effect of the Compton scale of these fields through the fluid dynamics of the classical field. The sound speed of a field with momentum k and mass m at a time when the scale factor of the FLRW metric is a is given by

$$c_s^2 = \frac{k^2}{4m^2 a^2}, \quad k < 2ma,$$

$$c_s^2 = 1, \quad k > 2ma. \quad (2.27)$$

On large scales the pressure becomes negligible, the sound speed goes to zero and the field behaves as ordinary dust CDM and will collapse under gravity to form structure. However on small scales, set by λ_c , the sound speed becomes relativistic, suppressing the formation of structure;

- This scale-dependent sound speed will affect the growth of overdensities, so we ask: are the perturbations on a given scale at a given time relativistic? The scale

$$k_R = ma(t) \quad (2.28)$$

separates the two regimes. On small scales: $k > k_R$ the sound speed is relativistic. Structure formation is suppressed in modes that entered the horizon whilst relativistic.

- Time dependence of the scale k_R and the finite size of the horizon mean that suppression of structure formation will accumulate on scales larger than k_R . For the example of ultralight fields that began oscillations in the matter-dominated regime, we calculate that suppression of structure begins at a scale

$$k_m \sim \left(\frac{m}{10^{-33}\text{eV}} \right)^{1/3} \left(\frac{100\text{kms}^{-1}}{c} \right) h\text{Mpc}^{-1}, \quad (2.29)$$

which is altered to $k_m \sim m^{1/2}$ for heavier fields that begin oscillations in the radiation era (Amendola & Barbieri, 2006);

- The suppression leads to steps in the matter power spectrum, the size of which depends on f . The amount of suppression can be estimated, following Amendola & Barbieri (2006), as

$$S(a) = \left(\frac{a_{osc}}{a} \right)^{2(1-1/4(-1+\sqrt{25-24f}))}. \quad (2.30)$$

As one would expect, a larger f gives rise to greater suppression of structure, as do lighter fields that free-stream on larger scales.

Numerical solutions to the perturbation equations indeed show that the effect of ultralight fields on the growth of structure is approximately as expected, with steps in the matter power spectrum appearing. However, the fits become less reliable in some of the most interesting regimes where the field begins oscillations around the epoch of equality, and suppression of structure occurs near the turnover of the power spectrum, and also for the lightest fields that are still undergoing the transition from cosmological constant to matter-like behaviour today (Marsh & Ferreira, 2010). These uncertainties are caused by the uncertainty in the background expansion during such an epoch. In both cases a change in the expansion rate away from the expectation of the simplest Λ CDM model is expected. During matter and radiation eras the scale factor grows as $a \sim \tau^p$ and p can be altered away from the Λ CDM expectation by $\mathcal{O}(10)\%$ by oscillations caused during the scalar field transition, which can last over an order of magnitude in scale factor growth, before returning to the expected behaviour when the scalar field is oscillating sufficiently rapidly and behaves as CDM.

The combined CMB-large scale structure likelihood analysis of Amendola & Barbieri (2006) has shown that ultralight fields with mass around $10^{-30} - 10^{-24}\text{eV}$ might account for up to 10% of the dark matter abundance.

2.12.1 Requirements

Ultralight fields are similar in many ways to massive neutrinos (Amendola & Barbieri, 2006), the major difference being that their non-thermal production breaks the link between the scale of suppression, k_m , and the fraction of dark matter, f_{ax} , through the dependence of f_{ax} on the initial field value ϕ_i . Therefore an accurate measurement of the matter power spectrum in the low- k region where massive neutrinos corresponding to the WMAP limits on Ω_ν are expected to suppress structure will determine whether the expected relationship between Ω_ν and k_m holds. These measurements will limit the abundance of ultralight fields that begin oscillations in the matter-dominated era.

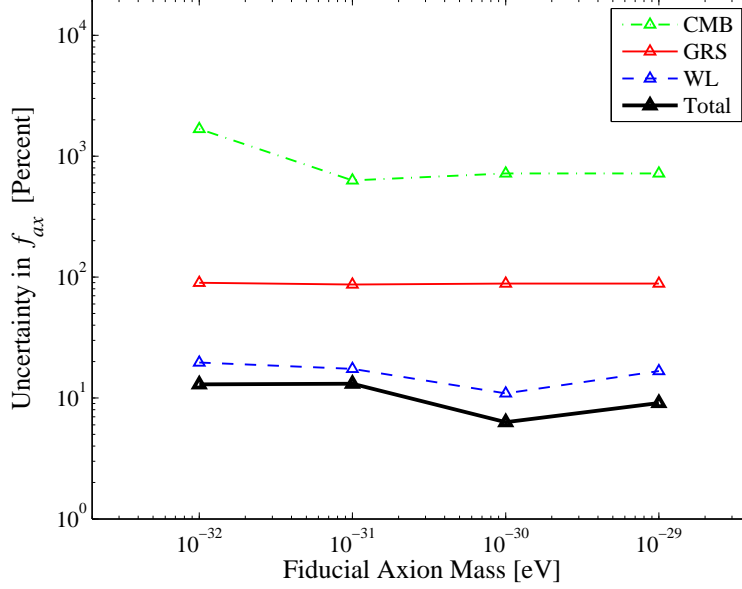


Figure 2.11: Marginalised uncertainty in f_{ax} for CMB (green), a galaxy redshift survey (red), weak lensing (blue) and the total (black) evaluated for four different fiducial axion masses, for the cosmology Λ CDM+ $f_{ax}+\nu$ (from Marsh et al., 2011).

Another powerful test of the possible abundance of ultralight fields beginning oscillations in the matter era will be an accurate measure of the position of the turn over in the matter power spectrum, since this gives a handle on the species present at equality. Ultralight fields with masses in the regime such that they begin oscillations in the radiation-dominated era may suppress structure at scales where the BAO are relevant, and thus distort them. An accurate measurement of the BAO that fits the profile in $P(k)$ expected from standard Λ CDM would place severe limits on ultralight fields in this mass regime.

Recently, Marsh et al. (2011) showed that with current and next generation galaxy surveys alone it should be possible to unambiguously detect a fraction of dark matter in axions of the order of a few percent of the total. Furthermore, they demonstrated that the tightest constraints on the axion fraction f_{ax} comes from weak lensing, and just like galaxy redshift surveys the strength of this constraint depends on the photometric redshift measurement, i.e. on tomography (see Fig. 2.11). Therefore, lensing tomography will allow Euclid – through the measurement of the growth rate – of resolving the redshift evolution of the axion suppression of small scale convergence power.

Finally, the expected suppression of structure caused by ultralight fields should be properly taken into account in N -body simulations. The non-linear regime of $P(k)$ needs to be explored further both analytically and numerically for cosmologies containing exotic components such as ultralight fields, especially to constrain those fields which are heavy enough such that k_m occurs around the scale where non-linearities become significant, i.e. those that begin oscillation deep inside the radiation-dominated regime. For lighter fields the effects in the non-linear regime should be well-modelled by using the linear $P(k)$ for N -body input, and shifting the other variables such as Ω_c accordingly.

2.13 Dark-matter surrogates in theories of modified gravity

2.13.1 Extra fields in modified gravity

The idea that the dark Universe may be a signal of modified gravity has led to the development of a plethora of theories. From polynomials in curvature invariants, preferred reference frames, UV and IR modifications and extra dimensions, all lead to significant modifications to the gravitational sector. A universal feature that seems to emerge in such theories is the existence of fields that may serve as a proxy to dark matter. This should not be unexpected. On a case by case basis, one can see that modifications to gravity generically lead to extra degrees of freedom.

For example, polynomials in curvature invariants lead to higher derivative theories which inevitably imply extra (often unstable) solutions that can play the role of dark matter. This can be made patently obvious when mapping such theories onto the Einstein frame with an addition scalar field (Scalar-Tensor theories). Einstein-Aether theories (Zlosnik et al., 2008) explicitly introduce an extra time-like vector field. The time-like constraint locks the background, leading to modifications to the background expansion; perturbations in the vector field can, under certain conditions, lead to growth of structure, mimicking the effect of pressureless dark matter. The vector field plays the same role in TeVeS (Bekenstein, 2004), where two extra fields are introduced to modify the gravitational dynamics. And the same effects come into play in bigravity models (Bañados et al., 2009) where two metrics are explicitly introduced – the scalar modes of the second metric can play the role of dark matter.

In what follows we briefly focus on three of the above cases where extra gravitational degrees of freedom play the role of dark matter: Einstein-Aether models, TeVeS models and bigravity models. We will look at the Einstein-Aether model more carefully and then discuss briefly the other two cases.

2.13.2 Vector dark matter in Einstein-Aether models

As we have seen in a previous section, Einstein-Aether models introduce a time-like vector field A^a into gravitational dynamics. The four vector A^a can be expanded as $A^\mu = (1 + \epsilon X, \epsilon \partial^j Z) = (1 + \epsilon X, \frac{\epsilon}{a^2} \partial_j Z)$ (Zlosnik et al., 2008). In Fourier space we have $A^\mu = (1 - \epsilon \Psi, i \frac{\epsilon}{a} k_j V)$, where, for computational convenience, we have defined $V \equiv Z/a$ and have used the fact that the constraint fixes $X = -\Psi$.

The evolution equation for the perturbation in the vector field becomes (where primes denote derivatives with respect to conformal time)

$$\begin{aligned}
 0 = & c_1 [V'' + k^2 V + 2\mathcal{H}V' + 2\mathcal{H}^2 V + \Psi' + \Phi' + 2\mathcal{H}\Psi] \\
 & + c_2 [k^2 V + 6\mathcal{H}^2 V - 3\frac{a''}{a} V + 3\Phi' + 3\mathcal{H}\Psi] \\
 & + c_3 [k^2 V + 2\mathcal{H}^2 V - \frac{a''}{a} V + \Phi' + \mathcal{H}\Psi] \\
 & + \frac{F_{KK}}{F_K} [-K^\epsilon \alpha \mathcal{H} - K^{0'} (-c_1 (V' + \Psi) + 3c_2 \mathcal{H}V + c_3 \mathcal{H}V)].
 \end{aligned} \tag{2.31}$$

The perturbation in the vector field is sourced by the two gravitational potentials Φ and Ψ and will in turn source them through Einstein's equations. The Poisson equation takes the form

$$\begin{aligned}
 k^2 \Phi = & -\frac{1}{2} F_K c_1 k^2 [V' + \Psi + (3 + 2\tilde{c}_3) \mathcal{H}V] \\
 & - 4\pi G a^2 \sum_a (\bar{\rho}_a \delta_a + 3(\bar{\rho}_a + \bar{P}_a) \mathcal{H} \frac{\theta_a}{k^2}).
 \end{aligned} \tag{2.32}$$

To understand why the vector field can play the role of dark matter it is instructive to study the effect of the vector field during matter domination. It should give us a sense of how in the

generalised Einstein-Aether case, the growth of structure is affected. Let us consider the simplest case in which the the dominant remaining contribution to the energy density is baryonic, treated as a pressureless perfect fluid with energy-momentum tensor \mathbf{T} and let us introduce the variable $V' \equiv E$. For ease of illustration we will initially consider only the case where V is described by a growing monomial, i.e. $V = V_0(\eta/\eta_0)^p$. During the matter era we have

$$a^2 \delta T_0^0 \simeq -l_E \xi(k) k^2 \eta^{5+p-6n} \quad (2.33)$$

$$k^2 (\Psi - \Phi) \simeq -l_S \xi(k) k^2 \eta^{5+p-6n} \quad (2.34)$$

with $l_E \equiv -(c_1(2+p)n + 2\alpha(1-2n)n)$, $l_S \equiv -(c_1 + c_3)n(6n-p-10)$, and

$$\xi(k) \sim \gamma V_0(k) \eta_0^{-p} k_{\text{hub}}^{6-6n} \left[3\alpha \Omega_m \left(\frac{H_0}{M} \right)^2 \right]^{n-1} \quad (2.35)$$

where $k_{\text{hub}} \equiv 1/\eta_{\text{today}}$. Hence, the vector field affects our evolution equations for the matter and metric perturbations only through its contribution to the energy density and its anisotropic stress. On large scales, $k\eta \ll 1$, and assuming adiabatic initial conditions for the fields δ , Φ and θ , this leads to

$$\delta = C_1(k) + \frac{6l_S \xi(k)}{(10+p-6n)} \eta^{5+p-6n} \quad (2.36)$$

where C_1 is a constant of integration and we have omitted the decaying mode. Therefore, even before horizon crossing, the anisotropic stress term due to the vector field can influence the time evolution of the baryon density contrast.

On small scales ($k\eta \gg 1$), we find

$$\delta(k, \eta) = C_2(k) \eta^2 + \frac{(\frac{1}{2}l_E + l_S)}{(5+p-6n)(10+p-6n)} \xi(k) (k\eta)^2 \eta^{5+p-6n} \quad (2.37)$$

where $C_2(k)$ is a constant of integration. Hence, for sub-horizon modes, the influence of the vector field on the evolution of δ is a combination of the effect of the energy density and anisotropic stress contributions though both, in this limit, result in the same contributions to the scale dependence and time evolution of the density contrast. The net effect is that, for particular choices of parameters in the action, the perturbations in the vector field can enhance the growth of the baryon density contrast, very much along the lines of dark matter in the dark matter dominated scenario.

2.13.3 Scalar and tensors in TeVeS

We have already come across the effect of the extra fields of TeVeS. Recall that, in TeVeS, as well as a metric (tensor) field, there is a time-like vector field and a scalar field both of which map the two frames on to each other. While at the background level the extra fields contribute to modifying the overall dynamics, they do not contribute significantly to the overall energy density. This is not so at the perturbative level. The field equations for the scalar modes of all three fields can be found in the conformal Newtonian gauge in Skordis et al. (2006). While the perturbations in the scalar field will have a negligible effect, the space-like perturbation in the vector field has an intriguing property: it leads to growth. Dodelson & Liguori (2006) have shown that the growing vector field feeds into the Einstein equations and gives rise to a growing mode in the gravitational potentials and in the baryon density. Thus, baryons will be aided by the vector field leading to an effect akin to that of pressureless dark matter. The effect is very much akin to that of the vector field in Einstein-Aether models – in fact it is possible to map TeVeS models onto a specific subclass of Einstein-Aether models. Hence the discussion above for Einstein-Aether scenarios can be used in the case of TeVeS.

2.13.4 Tensor dark matter in models of bigravity

In bigravity theories (Bañados et al., 2009), one considers two metrics: a dynamical metric $g_{\mu\nu}$ and a background metric, $\tilde{g}_{\alpha\beta}$. As in TeVeS, the dynamical metric is used to construct the energy-momentum tensor of the non-gravitational fields and is what is used to define the geodesic equations of test particles. The equations that define its evolution are usually not the Einstein field equations but may be defined in terms of the background metric.

Often one has that $\tilde{g}_{\alpha\beta}$ is dynamical, with a corresponding term in the gravitational action. It then becomes necessary to link $\tilde{g}_{\alpha\beta}$ to $g_{\mu\nu}$ with the background metric determining the field equations of the dynamical metric through a set of interlinked field equations. In bigravity models both metrics are used to build the Einstein-Hilbert action even though only one of them couples to the matter content. A complete action is of the form

$$S = \frac{1}{16\pi G} \int d^4x \left[\sqrt{-g}(R - 2\Lambda) + \sqrt{-\tilde{g}}(\tilde{R} - 2\tilde{\Lambda}) - \sqrt{-\tilde{g}} \frac{1}{\ell^2} (\tilde{g}^{-1})^{\alpha\beta} g_{\alpha\beta} \right] \quad (2.38)$$

where Λ and $\tilde{\Lambda}$ are two cosmological constant terms and ℓ^2 defines the strength of the linking term between the two actions. The cosmological evolution of perturbations in these theories has been worked out in some detail. It turns out that perturbations in the auxiliary field can be rewritten in the form of a generalised dark matter fluid (Hu, 1998b) with fluid density, momentum, pressure and shear that obey evolution equations which are tied to the background evolution. As a result, it is possible to work out cosmological observables such as perturbations in the CMB and large scale structure. If we restrict ourselves to a regime in which $\tilde{\rho}$ simply behaves as dark matter, then the best-fit bimetric model will be entirely indistinguishable from the standard CDM scenario.

2.14 Outlook

Dark matter dominates the matter content of the Universe, and only through astrophysical and cosmological observations can the nature of dark matter on large scales be determined. In this review, we have discussed a number of observational techniques available to Euclid: dark matter mapping, complementarity with other astronomical observations (e.g. X-ray and CMB experiments); cluster and galaxy scale dark matter halo mapping; and power spectrum analyses. The techniques described will allow Euclid to constrain a variety of dark matter candidates and their microphysical properties. We have discussed Warm Dark Matter scenarios, axion-like dark matter, scalar field dark matter models (as well as the possible interactions between dark energy and scattering with ordinary matter) and massive neutrinos (the only known component of dark matter).

We envisage a number of future scenarios, all of which give Euclid an imperative to confirm or identify the nature of dark matter. In the event that a dark matter candidate is discovered in direct detection experiments or an accelerator (e.g. LHC) a primary goal for Euclid will be to confirm, or refute, the existence of this particle on large scales. In the event that no discovery is made directly, then astronomical observations will remain our only way to determine the nature of dark matter.

Chapter 3

Initial conditions

3.1 Introduction

The exact origin of the primordial perturbations that seeded the formation of the large-scale structure in the universe is still unknown. Our current understanding of the initial conditions is based on inflation, a phase of accelerated expansion preceding the standard evolution of the Universe (Guth (1981); Starobinsky (1979, 1982); Sato (1981)). In particular, inflation explains why the Universe is so precisely flat, homogeneous and isotropic. During this phase, scales much smaller than the Hubble radius are inflated to super-horizon sizes, so that regions appearing today as causally disconnected were in fact very close in the past. This mechanism is also at the origin of the cosmic large scale structure. Vacuum quantum fluctuations of any light field present during inflation are amplified by the accelerated expansion and *freeze-out* on super-Hubble scales acquiring a quasi-scale invariant spectrum (Mukhanov & Chibisov (1981); Hawking (1982); Starobinsky (1982); Guth & Pi (1982); Bardeen et al. (1983)).

From the early development of inflation, the simplest proposal based on a weakly-coupled single field rolling along its potential (Linde (1982); Albrecht & Steinhardt (1982)) has gained strength and many models have been built based on this picture (see for instance Linde (2008) for a review). Although some inflationary potentials are now excluded by current data (see for instance Komatsu (2009)), this scenario has been extremely successful in passing many observational tests: it predicts perfectly adiabatic and almost Gaussian fluctuations with a quasi scale-invariant spectrum and a small amount of gravitational waves.

While current data have ruled out some classes of inflationary models, the next qualitative step forward is investigating the physics responsible for inflation: we still lack a complete understanding of the high energy physics describing it. In fact, most likely the physics of inflation is far out of reach of terrestrial experiments, many orders of magnitude larger than the centre-of-mass energy at the Large Hadron Collider. Thus, cosmological tests of inflation offer a unique opportunity to learn about ultra-high energy physics. We can do this by targeting observations which directly probe the dynamics of inflation. One route is to accurately measure the shape of the primordial power spectrum of scalar perturbations produced during the phase of accelerated expansion, which is directly related to the shape of the inflaton potential, and to constrain the amplitude of the corresponding stochastic gravitational-wave background, which is related instead to the energy-scale of inflation.

A complementary approach is offered by constraining – or exploring – how much the distribution of primordial density perturbations departs from Gaussian statistics and purely adiabatic fluctuations. Indeed, future large-scale structure surveys like Euclid can probe these features with an unprecedented accuracy, thus providing a way to test aspects of inflationary physics that are not easily accessible otherwise. Non-Gaussianity is a very sensitive probe of self-couplings and interactions between the fields generating the primordial perturbations, whereas the presence of

isocurvature modes can teach us about the number of fields present during inflation and their role in reheating and generating the matter in the Universe.

Furthermore, non-minimal scenarios or proposals even radically different from single-field inflation are still compatible with the data. In order to learn something about the physics of the early universe we need to rule out or confirm the conventional slow-roll scenario and possibly discriminate between non-conventional models. Non-Gaussianities and isocurvature perturbations currently represent the best tools that we have to accomplish this task. Any deviation from the conventional Gaussian and adiabatic initial perturbations would represent important breakthroughs in our understanding of the early universe. In this chapter we are going to review what we can learn by constraining the initial conditions with a large-scale structure survey such as like Euclid.

3.2 Constraining inflation

The spectrum of cosmological perturbations represents an important source of information on the early universe. During inflation scalar (compressional) and tensor (purely gravitational) fluctuations are produced. The shape and the amplitude of the power spectrum of scalar fluctuations can be related to the dynamics of the inflationary phase, providing a window on the inflaton potential. Inflation generically predicts a deviation from a purely scale-invariant spectrum. Together with future CMB experiments such as Planck, Euclid will improve our constraints on the scalar spectral index and its running, helping to pin down the model of inflation.

3.2.1 Primordial perturbations from inflation

It is convenient to describe primordial perturbations using the so-called curvature perturbation on uniform density hypersurfaces ζ introduced in Bardeen et al. (1983). An important property of this quantity is that for adiabatic perturbations – i.e. in absence of isocurvature perturbations, discussed in sec. 3.5 – it remains constant on super-Hubble scales, allowing us to connect the early inflationary phase to the late time universe observations, regardless of the details of reheating. In a gauge where the energy density of the inflaton vanishes, we can define ζ from the spatial part of the metric (assuming a flat FRW universe), as (Salopek & Bond, 1990; Maldacena, 2003)

$$g_{ij} = a^2(t) \exp(2\zeta) \delta_{ij} . \quad (3.1)$$

This definition, where ζ enters the metric in the exponential form, has the advantage that it is valid also beyond linear order and can be consistently used when discussing non-Gaussian fluctuations, such as in sec. 3.3.

The power spectrum of primordial perturbations is given by

$$\langle \zeta_{\mathbf{k}} \zeta_{\mathbf{k}'} \rangle = (2\pi)^3 \delta(\mathbf{k} + \mathbf{k}') P_\zeta(k) , \quad (3.2)$$

where $\langle \dots \rangle$ denotes the average over an ensemble of realizations. It is useful to define a dimensionless spectrum as $\mathcal{P}_s(k) \equiv \frac{k^3}{2\pi^2} P_\zeta(k)$, where the index s stands for scalar, to distinguish it from the spectrum of tensor perturbations, defined below. The deviation from scale-invariance of the scalar spectrum is characterized by the spectral index n_s , defined by (see for instance Liddle & Lyth (2000))

$$n_s \equiv 1 + \frac{d \ln \mathcal{P}_s}{d \ln k} , \quad (3.3)$$

where $n_s = 1$ denotes a purely scale-invariant spectrum. We also define the running of the spectral index α_s as

$$\alpha_s \equiv \frac{dn_s}{d \ln k} . \quad (3.4)$$

These quantities are taken at a particular pivot scale. For our analysis we chose it to be $k_* \equiv 0.05 \text{ Mpc}^{-1}$. Thus, with these definitions the power spectrum can be written as

$$P_\zeta(k) = \frac{2\pi^2}{k^3} A_s(k_*) (k/k_*)^{n_s(k_*)-1+\frac{1}{2}\alpha_s(k_*) \ln(k/k_*)}, \quad (3.5)$$

where A_s is the normalization parameterizing the amplitude of the fluctuations.

During inflation also tensor modes are generated. They are described by the gauge invariant metric perturbation h_{ij} , defined from the spatial part of the metric as

$$g_{ij} = a^2(t) (\delta_{ij} + h_{ij}), \quad h_{i,j}^j = 0 = h_i^i. \quad (3.6)$$

Each mode has 2 polarizations, h_+ and h_\times , each with power spectrum given by

$$\langle h_{\mathbf{k}} h_{\mathbf{k}'} \rangle = (2\pi)^3 \delta(\mathbf{k} + \mathbf{k}') P_h(k). \quad (3.7)$$

Defining the dimensionless power spectrum of tensor fluctuations as $\mathcal{P}_t(k) \equiv 2 \frac{k^3}{2\pi^2} P_h(k)$, where the factor of 2 comes from the two polarizations, it is convenient to define the ratio of tensor to scalar fluctuations as

$$r \equiv \mathcal{P}_t(k_*) / \mathcal{P}_s(k_*). \quad (3.8)$$

The form of the power spectrum given in eq. (3.5) approximates very well power spectra of perturbations generated by slow-roll models. In particular, the spectrum of scalar fluctuations is given in terms of the Hubble rate H and the first slow-roll parameter $\epsilon \equiv -\dot{H}/H^2$, both evaluated at the time when the comoving scale k crosses the Hubble radius during inflation,

$$\mathcal{P}_s(k) = \frac{1}{8\pi^2 \epsilon} \frac{H^2}{M_{\text{Pl}}^2} \Big|_{k=aH}. \quad (3.9)$$

During slow-roll, ϵ is related to the first derivative of the inflaton potential $V(\phi)$, $\epsilon \approx \frac{M_{\text{Pl}}^2}{2} \left(\frac{V'}{V} \right)^2$, where the prime denotes differentiation with respect to ϕ . As H and ϵ vary slowly during inflation, this spectrum is almost scale-invariant. Indeed, the scalar spectral index n_s in eq. (3.3) reads

$$n_s = 1 - 6\epsilon + 2\eta_V, \quad (3.10)$$

where the second slow-roll parameter $\eta_V \equiv M_{\text{Pl}}^2 \frac{V''}{V}$ must be small for inflation to yield a sufficient number of e -foldings. The running of the spectral index defined in eq. (3.4) is even smaller, being second-order in the slow-roll parameters. It is given by $\alpha_s = 16\epsilon\eta_V - 24\epsilon^2 - 2\xi_V$ where we have introduced the third slow-roll parameter $\xi_V \equiv M_{\text{Pl}}^4 \frac{V'V'''}{V^2}$.

The spectrum of tensor fluctuations is given by

$$\mathcal{P}_t(k) = \frac{2}{\pi^2} \frac{H^2}{M_{\text{Pl}}^2} \Big|_{k=aH}, \quad (3.11)$$

which shows that the ratio of tensor to scalar fluctuations in eq. (3.8) is simply related to the first slow-roll parameter by $r = 16\epsilon$.

As a fiducial model, in the next section we will consider chaotic inflation (Linde, 1983b), based on the quadratic inflaton potential $V = \frac{1}{2}m^2\phi^2$. In this case, the first two slow-roll parameters are both given in terms of the value of the inflaton field at Hubble crossing ϕ or, equivalently, in terms of number of e -folds from Hubble crossing to the end of inflation N , as $\epsilon = \eta_V = 2M_{\text{Pl}}^2/\phi^2 = 1/2N$, while $\xi_V = 0$. This implies

$$n_s = 1 - 2/N_*, \quad r = 8/N_*, \quad \alpha_s = -2/N_*^2, \quad (3.12)$$

where the star denotes Hubble crossing of the pivot scale k_* . Choosing $N_* = 62.5$, this yields $n_s = 0.968$, $r = 0.128$ and $\alpha_s = 0$ as our fiducial model.

Table 3.1: Instrument specifics for the Planck satellite with 30 months of integration.

Channel Frequency (GHz)	70	100	143
Resolution (arcmin)	14	10	7.1
Sensitivity - intensity (μK)	8.8	4.7	4.1
Sensitivity - polarization (μK)	12.5	7.5	7.8

3.2.2 Forecast constraints on the power spectrum

We will now study how much Euclid will help in improving the already very tight constraints on the power spectrum given by the Planck satellite. Let us start discussing the forecast for Planck. We assume 2.5 years (5 sky surveys) of multiple CMB channel data, with instrument characteristics for the different channels listed in Table 3.1. We take the detector sensitivities and the values of the full width half maxima from the Planck ‘‘Blue Book’’ (Planck Science Team, 2009). In this analysis we use three channels for Planck mock data and we assume that the other channels are used for foreground removal and thus do not provide cosmological information. For a nearly full-sky CMB experiment (we use $f_{\text{sky}} = 0.75$), the likelihood \mathcal{L} can be approximated by (Verde et al., 2006)

$$\begin{aligned}
 -2 \ln \mathcal{L} = & \sum_{\ell=\ell_{\min}}^{\ell_{\max}} (2\ell + 1) f_{\text{sky}} \left[-3 + \frac{\hat{C}_{\ell}^{BB}}{C_{\ell}^{BB}} + \ln \left(\frac{C_{\ell}^{BB}}{\hat{C}_{\ell}^{BB}} \right) \right. \\
 & \left. + \frac{\hat{C}_{\ell}^{TT} C_{\ell}^{EE} + \hat{C}_{\ell}^{EE} C_{\ell}^{TT} - 2\hat{C}_{\ell}^{TE} C_{\ell}^{TE}}{C_{\ell}^{TT} C_{\ell}^{EE} - (C_{\ell}^{TE})^2} + \ln \left(\frac{C_{\ell}^{TT} C_{\ell}^{EE} - (C_{\ell}^{TE})^2}{\hat{C}_{\ell}^{TT} \hat{C}_{\ell}^{EE} - (\hat{C}_{\ell}^{TE})^2} \right) \right], \quad (3.13)
 \end{aligned}$$

where we assume $l_{\min} = 3$ and $l_{\max} = 2500$. Here, C_{ℓ} is the sum of the model-dependent theoretical power spectrum C_{ℓ}^{theory} and of the noise spectrum N_{ℓ} , which we assume perfectly known. The mock data \hat{C}_{ℓ} is C_{ℓ} for the fiducial model, with C_{ℓ}^{theory} calculated using the publicly available code CAMB (Lewis et al., 2000b) and N_{ℓ} calculated assuming a Gaussian beam. We use the model described in Verde et al. (2006); Baumann et al. (2009) to propagate the effect of polarization foreground residuals into the estimated uncertainties on the cosmological parameters. For simplicity, in our simulation we consider only the dominating components in the frequency bands that we are using, i.e., the synchrotron and dust signals. The fraction of the residual power spectra are all assumed to be 5%.

Let us turn now to the Euclid forecast based on the spectroscopic redshift survey. We will model the galaxy power spectrum in redshift space as (Kaiser (1987c); Peacock (1992); Peacock & Dodds (1994); see also discussion in sec. 1.7.3)

$$P_g(k, z, \mu) = (b + f_g \mu^2)^2 G^2(z) P_{\text{matter}}(k; z = 0) e^{-k^2 \mu^2 \sigma_r^2}, \quad (3.14)$$

where μ is the cosine of the angle between the wavenumber \mathbf{k} and the line of sight, $G(z)$ is the linear growth factor defined in eq. (1.28), $f_g \equiv d \ln G / d \ln a$ is the linear growth rate (see eq. (1.29)) and $P_{\text{matter}}(k; z = 0)$ is the matter power spectrum at redshift 0. The term $f_g \mu^2$ comes for the redshift distortions due to the large-scale peculiar velocity field (Kaiser, 1987c), which is correlated with the matter density field. The factor $e^{-k^2 \mu^2 \sigma_r^2}$ accounts for the radial smearing due to the redshift distortions that are uncorrelated with the large scale structure. We consider two contributions. The first is due to the redshift uncertainty of the spectroscopic galaxy samples. Assuming a typical redshift uncertainty $\sigma_z = 0.001(1+z)$, this turns into a contribution to σ_r given by $\partial r / \partial z \sigma_z = H^{-1} \sigma_z$ where $r(z) = \int_0^z cdz' / H(z')$ is the comoving distance of a flat FRW universe and H is the Hubble parameter as a function of the redshift. The second contribution comes from the Doppler shift due to the virialized motion of galaxies within clusters, which typically have a pairwise velocity dispersion v_p of the order of few hundred kilometers per second. This term can be parameterized as $\frac{v_p}{\sqrt{2}} H^{-1} (1+z)$ (Peacock & Dodds, 1994). Taking the geometric mean of the

two contributions, we obtain

$$\sigma_r^2 = \frac{(1+z)^2}{H^2} (10^{-6} + v_p^2/2), \quad (3.15)$$

where the two velocities in the parenthesis contribute roughly the same. Practically neither the redshift measurement nor the virialized motion of galaxies can be precisely quantified. In particular, the radial smearing due to peculiar velocity is not necessarily close to Gaussian. Thus, eq. (3.14) should not be used for wavenumbers $k > \frac{H(z)}{v_p(1+z)}$, where the radial smearing effect is important.

On large scales the matter density field has, to a very good approximation, Gaussian statistics and uncorrelated Fourier modes. Under the assumption that the positions of observed galaxies are generated by a random Poissonian point process, the band-power uncertainty is given by (Tegmark et al. (1998); see also eq. (1.196) in sec. 1.7.3)

$$\Delta P_g = \left[\frac{2(2\pi)^3}{(2\pi k^2 dk d\mu)(4\pi r^2 f_{\text{sky}} dr)} \right]^{1/2} \left(P_g + \frac{1}{\bar{n}} \right). \quad (3.16)$$

Here f_{sky} is the observed fraction of sky, r the comoving distance defined above, and \bar{n} is the expected number density of galaxies that can be used.

Finally, we ignore the band-band correlations and write the likelihood as

$$-2 \ln \mathcal{L} = \sum_{k, \mu, z \text{ bins}} \left(\frac{P_g^{\text{model}} - P_g^{\text{fiducial}}}{\Delta P_g^{\text{fiducial}}} \right)^2. \quad (3.17)$$

To produce the mock data we use a fiducial Λ CDM model with $\Omega_c h^2 = 0.1128$, $\Omega_b h^2 = 0.022$, $h = 0.72$, $\sigma_8 = 0.8$ and $\tau = 0.09$, where τ is the reionization optical depth. As mentioned above, we take the fiducial value for the spectral index, running and tensor to scalar ratio, defined at the pivot scale $k_* = 0.05 \text{ Mpc}^{-1}$, as given by chaotic inflation with quadratic potential, i.e. $n_s = 0.968$, $\alpha_s = 0$ and $r = 0.128$. We have checked that for Planck data r is almost orthogonal to n_s and α_s . Therefore our result is not sensitive to the fiducial value of r .

The fiducial Euclid spectroscopically selected galaxies are split into 14 redshift bins. The redshift ranges and expected numbers of observed galaxies per unit volume \bar{n}_{obs} are taken from Laureijs et al. (2011) and shown in the third column of Table 1.3 ($n_2(z)$). The number density of galaxies that can be used is $\bar{n} = \varepsilon \bar{n}_{\text{obs}}$, where ε is the fraction of galaxies with measured redshift. The boundaries of the wavenumber range used in the analysis, labeled k_{min} and k_{max} , vary in the ranges $(0.00435\text{-}0.00334)h\text{Mpc}^{-1}$ and $(0.16004\text{-}0.23644)h\text{Mpc}^{-1}$ respectively, for $0.7 \leq z \leq 2$. The IR cutoff k_{min} is chosen such that $k_{\text{min}} r = 2\pi$, where r is the comoving distance of the redshift slice. The UV cutoff is the smallest between $\frac{H}{v_p(1+z)}$ and $\frac{\pi}{2R}$. Here R is chosen such that the r.m.s. linear density fluctuation of the matter field in a sphere with radius R is 0.5. In each redshift bin we use 30 k -bins uniformly in $\ln k$ and 20 uniform μ -bins.

For the fiducial value of the bias, in each of the 14 redshift bins of width $\Delta z = 0.1$ in the range (0.7-2), we use those derived from Orsi et al. (2010), i.e. (1.083, 1.125, 1.104, 1.126, 1.208, 1.243, 1.282, 1.292, 1.363, 1.497, 1.486, 1.491, 1.573, 1.568), and we assume that v_p is redshift dependent choosing $v_p = 400 \text{ km/s}$ as the fiducial value in each redshift bin. Then we marginalize over b and v_p in the 14 redshift bins, for a total of 28 nuisance parameters.

In these two cases, we consider the forecast constraints on eight cosmological parameters, i.e. $\Omega_b h^2$, $\Omega_c h^2$, θ , τ , $\ln A_s$, n_s , α_s , and r . Here θ is the angle subtended by the sound horizon on the last scattering surface, rescaled by a factor 100. We use the publicly available code CosmoMC (Lewis & Bridle, 2002) to perform Markov Chain Monte Carlo calculation. The nuisance parameters are marginalized over in the final result. The marginalized 68.3% confidence level (CL) constraints on cosmological parameters for Planck forecast only, and Planck and Euclid forecast are listed in the second and third columns of Table 3.2, respectively.

Euclid can improve the ‘figure of merit’ on the n_s - α_s plane by a factor of 2.2, as shown in the left panel of Figure 3.1. Because the bias is unknown, the LSS data do not directly measure A_s or

Table 3.2: Cosmological Parameters

parameter	Planck constraint	Planck + Euclid constraint
$\Omega_b h^2$	$0.02227^{+0.00011}_{-0.00011}$	$0.02227^{+0.00008}_{-0.00008}$
$\Omega_c h^2$	$0.1116^{+0.0008}_{-0.0008}$	$0.1116^{+0.0002}_{-0.0002}$
θ	$1.0392^{+0.0002}_{-0.0002}$	$1.0392^{+0.0002}_{-0.0002}$
τ_{re}	$0.085^{+0.004}_{-0.004}$	$0.085^{+0.003}_{-0.003}$
n_s	$0.966^{+0.003}_{-0.003}$	$0.966^{+0.002}_{-0.002}$
α_s	$-0.000^{+0.005}_{-0.005}$	$-0.000^{+0.003}_{-0.003}$
$\ln(10^{10} A_s)$	$3.078^{+0.009}_{-0.009}$	$3.077^{+0.006}_{-0.006}$
r	$0.128^{+0.018}_{-0.018}$	$0.127^{+0.019}_{-0.018}$
Ω_m	$0.271^{+0.005}_{-0.004}$	$0.271^{+0.001}_{-0.001}$
σ_8	$0.808^{+0.005}_{-0.005}$	$0.808^{+0.003}_{-0.003}$
h	$0.703^{+0.004}_{-0.004}$	$0.703^{+0.001}_{-0.001}$

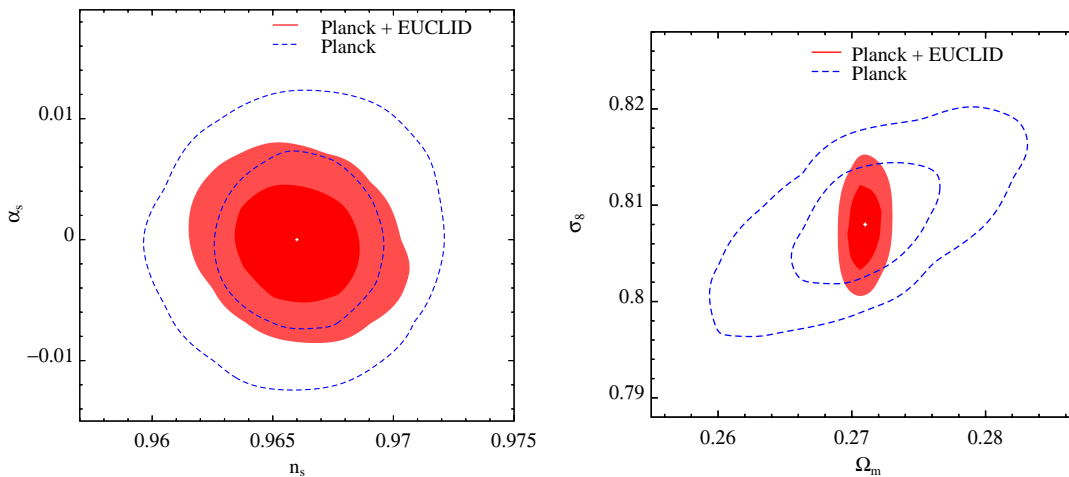


Figure 3.1: The marginalized likelihood contours (68.3% and 95.4% CL) for Planck forecast only (blue dashed lines) and Planck plus Euclid pessimistic (red filled contours) and optimistic (black lines) forecasts. The white points correspond to the fiducial model.

σ_8 . However, Euclid can measure Ω_m to a much better accuracy, which can break the degeneracy between Ω_m and σ_8 that one typically finds using CMB data alone. This is shown in the right panel of Figure 3.1.

3.3 Probing the early universe with non-Gaussianities

The workhorse for primordial non-Gaussianity has been so far the so-called “local model” (Salopek & Bond, 1990; Gangui et al., 1994; Verde et al., 2000b; Komatsu & Spergel, 2001; Bartolo et al., 2004):

$$\Phi = \phi + f_{\text{NL}} (\phi^2 - \langle \phi^2 \rangle). \quad (3.18)$$

Here ϕ is a Gaussian random field while Φ denotes Bardeen’s gauge-invariant potential, which, on sub-Hubble scales reduces to the usual Newtonian peculiar gravitational potential, up to a minus sign. On large scales it is related to the conserved variable ζ by

$$\zeta = \frac{5 + 3w}{3 + 3w} \Phi, \quad (3.19)$$

where w is the equation of state of the dominant component in the Universe. The amount of primordial non-Gaussianity is quantified by the non-linearity parameter f_{NL} . Note that, since $\Phi \simeq \phi \simeq 10^{-5}$, $f_{\text{NL}} \sim 100$ corresponds to relative non-Gaussian corrections of order 10^{-3} . While ζ is constant on large scales, Φ is not. For this reason, in the literature there are two conventions for Eq. (3.18): the large-scale structure (LSS) and the Cosmic Microwave Background (CMB) one. In the LSS convention, Φ is linearly extrapolated at $z = 0$; in the CMB convention Φ is instead primordial: thus $f_{\text{NL}}^{\text{LSS}} = g(z = \infty)/g(0)f_{\text{NL}}^{\text{CMB}} \sim 1.3 f_{\text{NL}}^{\text{CMB}}$, where $g(z)$ denotes the linear growth suppression factor relative to an Einstein-de-Sitter Universe. In the past few years it has become customary to always report $f_{\text{NL}}^{\text{CMB}}$ values even though, for simplicity as it will be clear below, one carries out the calculations with $f_{\text{NL}}^{\text{LSS}}$.

In this section we review the theoretical motivations and implications for looking into primordial non-Gaussianity; the readers less theoretically oriented can go directly to sec. 3.4.

3.3.1 Local non-Gaussianity

The non-Gaussianities generated in the conventional scenario of inflation (single-field with standard kinetic term, in slow-roll, initially in the Bunch-Davies vacuum) are predicted to be extremely small. Earlier calculations showed that f_{NL} would be of the order of the slow-roll parameters (Salopek & Bond (1990); Falk et al. (1993); Gangui et al. (1994)). More recently, with an exact calculation Maldacena (2003) confirmed this result and showed that the dominant contribution to non-Gaussianity comes from gravitational interaction and it is thus independent of the inflaton potential. More precisely, in the squeezed limit, i.e. when one of the modes is much smaller than the other two, the bispectrum of the primordial perturbation ζ is given by

$$B_{\zeta}(k_1 \ll k_2, k_3) = 4f_{\text{NL}}^{\text{local}} P_{\zeta}(k_2)P_{\zeta}(k_3), \quad (3.20)$$

where $f_{\text{NL}}^{\text{local}}$ is proportional to the tilt of scalar fluctuations, $f_{\text{NL}}^{\text{local}} = -(5/12)(n_s - 1)$, a value much too small to be observable. Thus, any deviation from this prediction would rule out a large class of models based on the simplest scenario.

Furthermore, Creminelli & Zaldarriaga (2004) showed that irrespective of slow-roll and of the particular inflaton Lagrangian or dynamics, in single-field inflation, or more generally when only adiabatic fluctuations are present, there exists a consistency relation involving the 3-point function of scalar perturbations in the squeezed limit (see also Seery & Lidsey (2005); Chen et al. (2007b); Cheung et al. (2008a)). In this limit, when the short wavelength modes are inside the Hubble radius during inflation, the long mode is far out of the horizon and its only effect on the short modes is to rescale the unperturbed history of the Universe. This implies that the 3-point function is simply proportional to the 2-point function of the long wavelength modes times the 2-point function of the short wavelength mode times its deviation from scale invariance. In terms of local non-Gaussianity this translates into the same $f_{\text{NL}}^{\text{local}}$ found in Maldacena (2003). Thus, a convincing detection of local non-Gaussianity would rule out all classes of inflationary single-field models.

There is, however, a way out to generate large local non-Gaussianity in single-field inflation. Indeed, one can temporarily break scale-invariance, for instance by introducing features in the potential as in Chen et al. (2007a). This can lead to large non-Gaussianity in the squeezed limit, typically associated to scale-dependence. These signatures could even teach us something about string theory. Indeed, in axion monodromy, a model recently proposed by Silverstein & Westphal (2008) based on a particular string compactification mechanism, the inflaton potential is approximately linear, but periodically modulated. These modulations lead to tiny oscillations in the power spectrum of cosmological fluctuations and to large non-Gaussianity (see for instance Flauger et al. (2010)).

To overcome the consistency relation and produce large local non-Gaussianity one can go beyond the single-field case and consider scenarios where a second field plays a role in generating perturbations. In this case, because of non-adiabatic fluctuations, scalar perturbations can evolve outside the horizon invalidating the argument of the consistency relation and possibly generating

a large $f_{\text{NL}}^{\text{local}}$ as in Linde & Mukhanov (1997). The curvaton scenario is one of such mechanisms. The curvaton is a light scalar field that acquires scale-invariant fluctuations during inflation and decays after inflation but well before nucleosynthesis (Mollerach (1990); Moroi & Takahashi (2001); Lyth & Wands (2002); Enqvist & Sloth (2002)). During the decay it dominates the Universe affecting its expansion history thus imprints its perturbations on super-horizon scales. The way the expansion history depends on the value of the curvaton field at the end of the decay can be highly non-linear, leading to large non-Gaussianity. Indeed, the non-linear parameter $f_{\text{NL}}^{\text{local}}$ is inversely proportional to the curvaton abundance before the decay (Lyth et al. (2003)).

Models exist where both curvaton and inflaton fluctuations contribute to cosmological perturbations (Langlois & Vernizzi (2004)). Interestingly, curvaton fluctuations could be negligible in the 2-point function but detectable through their non-Gaussian signature in the 3-point function, as studied in Boubekur & Lyth (2006). We shall come back on this point when discussing isocurvature perturbations. Other models generating local non-Gaussianities are the so called modulated reheating models, in which one light field modulates the decay of the inflaton field (Dvali et al. (2004); Kofman (2003)). Indeed, non-Gaussianity could be a powerful window into the physics of reheating and preheating, the phase of transition from inflation to the standard radiation dominated era (see e.g. Bond et al. (2009); Chambers et al. (2010)).

In the examples above only one field is responsible for the dynamics of inflation, while the others are spectators. When the inflationary dynamics is dominated by several fields along the ~ 60 e-foldings of expansion from Hubble crossing to the end of inflation we are truly in the multi-field case. For instance, a well-studied model is double inflation with two massive non-interacting scalar fields (Polarski & Starobinsky (1992)). In this case, the overall expansion of the Universe is affected by each of the field while it is in slow-roll; thus, the final non-Gaussianity is slow-roll suppressed, as in single field inflation (Rigopoulos et al. (2006); Alabidi & Lyth (2006); Vernizzi & Wands (2006)).

Because the slow-roll conditions are enforced on the fields while they dominate the inflationary dynamics, it seems difficult to produce large non-Gaussianity in multi-field inflation; however, by tuning the initial conditions it is possible to construct models leading to an observable signal (see Byrnes et al. (2008); Tanaka et al. (2010)). Non-Gaussianity can be also generated at the end of inflation, where large-scale perturbations may have a non-linear dependence on the non-adiabatic modes, especially if there is an abrupt change in the equation of state (see e.g. Bernardeau & Uzan (2002); Lyth (2005)). Hybrid models (Linde (1994)), where inflation is ended by a tachyonic instability triggered by a waterfall field decaying in the true vacuum, are natural realizations of this mechanism (Enqvist & Vähkönen (2004); Barnaby & Cline (2006)).

3.3.2 Shapes: what do they tell us?

As explained above, local non-Gaussianity is expected for models where non-linearities develop outside the Hubble radius. However, this is not the only type of non-Gaussianity. Single-field models with derivative interactions yield a negligible 3-point function in the squeezed limit, yet leading to possibly observable non-Gaussianities. Indeed, as the interactions contain time derivatives and gradients, they vanish outside the horizon and are unable to produce a signal in the squeezed limit. Correlations will be larger for other configurations, for instance between modes of comparable wavelength. In order to study the observational signatures of these models we need to go beyond the local case and study the *shape* of non-Gaussianity (Babich et al. (2004)).

Because of translational and rotational invariance, the 3-point function is characterized by a function of the modulus of the three wave-vectors, also called the bispectrum $B_{\zeta}(k_1, k_2, k_3)$, defined as

$$\langle \zeta_{\mathbf{k}_1} \zeta_{\mathbf{k}_2} \zeta_{\mathbf{k}_3} \rangle = (2\pi)^3 \delta(\mathbf{k}_1 + \mathbf{k}_2 + \mathbf{k}_3) B_{\zeta}(k_1, k_2, k_3). \quad (3.21)$$

Relaxing the assumption of a local f_{NL} , this function is a rich object which can contain a wealth of information, depending on the size and shape of the triangle formed by k_1 , k_2 and k_3 . Indeed, the dependence of the bispectrum on configuration in momentum space is related to the particular

inflationary model generating it. Namely, each third-order operator present in the field action gives rise to a particular shape of the bispectrum.

An example of models containing large derivative interactions has been proposed by Silverstein & Tong (2004); Alishahiha et al. (2004). Based on the Dirac-Born-Infeld Lagrangian, $\mathcal{L} = f(\phi)^{-1}\sqrt{1 - f(\phi)X} + V(\phi)$, with $X = -g^{\mu\nu}\partial_\mu\phi\partial_\nu\phi$, it is called DBI inflation. This Lagrangian is string theory-motivated and ϕ describes the low-energy radial dynamics of a D3-brane in a warped throat: $f(\phi)^{-1}$ is the warped brane tension and $V(\phi)$ the interaction field potential. In this model the non-Gaussianity is dominated by derivative interactions of the field perturbations so that we do not need to take into account mixing with gravity. An estimate of the non-Gaussianity is given by the ratio between the third-order and the second order Lagrangians, respectively \mathcal{L}_3 and \mathcal{L}_2 , divided by the amplitude of scalar fluctuations. This gives $f_{\text{NL}} \sim (\mathcal{L}_3/\mathcal{L}_2)\Phi^{-1} \sim -1/c_s^2$, where $c_s^2 = [1 + 2X(\partial^2\mathcal{L}/\partial X^2)/(\partial\mathcal{L}/\partial X)]^{-1} < 1$ is the speed of sound of linear fluctuations and we have assumed that this is small, as it is the case for DBI inflation. Thus, the non-Gaussianity can be quite large if $c_s \ll 1$.

However, this signal vanishes in the squeezed limit due to the derivative interactions. More precisely, the particular momentum configuration of the bispectrum is very well described by

$$B_\zeta(k_1, k_2, k_3) = 6f_{\text{NL}}^{\text{equil}} \left(\frac{P_\zeta(k_1)P_\zeta(k_2)}{2} + \frac{[P_\zeta(k_1)P_\zeta(k_2)P_\zeta(k_3)]^{\frac{2}{3}}}{3} - P_\zeta(k_1)^{\frac{1}{3}}P_\zeta(k_2)^{\frac{2}{3}}P_\zeta(k_3) + 5 \text{ perms.} \right), \quad (3.22)$$

where, up to numerical factors of order unity, $f_{\text{NL}}^{\text{equil}} \simeq -1/c_s^2$. The function of momenta inside the parenthesis is the so-called *equilateral* shape (Creminelli et al. (2006)), a *template* used to approximate a large class of inflationary models. It is defined in such a way as to be factorizable, maximized for equilateral configurations and vanishing in the squeezed limit faster than the local shape, see eq. (3.20).

To compare two shapes F_1 and F_2 , it is useful to define a 3-dimensional scalar product between them as (Babich et al. (2004))

$$F_1 \cdot F_2 = \sum F_1(k_1, k_2, k_3)F_2(k_1, k_2, k_3)/(P_\zeta(k_1)P_\zeta(k_2)P_\zeta(k_3)), \quad (3.23)$$

where the sum is over all configurations forming a triangle. Then, $\cos\theta = F_1 \cdot F_2 / \sqrt{(F_1 \cdot F_1)(F_2 \cdot F_2)}$ defines a quantitative measure of how much two shapes “overlap” and their signal is correlated. The cosine is small between the local and equilateral shapes. Two shapes with almost vanishing cosine are said to be orthogonal and any estimator developed to be sensitive to a particular shape will be completely blind to its orthogonal one. Note that the observable signal could actually be a combination of different shapes. For instance, multi-field models base on the DBI action (Langlois et al. (2008a)) can generate a linear combination of local and equilateral non-Gaussianities (Renaux-Petel (2009)).

The interplay between theory and observations, reflected in the relation between derivative interactions and the shape of non-Gaussianity, has motivated the study of inflation according to a new approach, the so-called effective field theory of inflation (Cheung et al. (2008c); see also Weinberg (2008)). Inflationary models can be viewed as effective field theories in presence of symmetries. Once symmetries are defined, the Lagrangian will contain each possible operator respecting such symmetries. As each operator leads to a particular non-Gaussian signal, constraining non-Gaussianity directly constrains the coefficients in front of these operators, similarly to what done in high-energy physics with particle accelerators. For instance, the operator \mathcal{L}_3 discussed in the context of DBI inflation leads to non-Gaussianity controlled by the speed of sound of linear perturbations. This operator can be quite generic in single field models. Current constraints on non-Gaussianity allow to constrain the speed of sound of the inflaton field during inflation to be $c_s \geq 0.01$ (Cheung et al. (2008c); Senatore et al. (2010)). Another well-studied example is ghost inflation (Arkani-Hamed et al. (2004a)), based on the ghost condensation, a model proposed by Arkani-Hamed et al. (2004c) to modified gravity in the infrared. This model is motivated by shift

symmetry and exploits the fact that in the limit where this symmetry is exact, higher derivative operators play an important role in the dynamics, generating large non-Gaussianity with approximately equilateral shape.

Following this approach has allowed to construct operators or combination of operators leading to new shapes, orthogonal to the equilateral one. An example of such a shape is the *orthogonal* shape proposed in Senatore et al. (2010). This shape is generated by a particular combination of two operators already present in DBI inflation. It is peaked both on equilateral-triangle configurations and on flattened-triangle configurations (where the two lowest- k sides are equal exactly to half of the highest- k side) – the sign in this two limits being opposite. The orthogonal and equilateral are not an exhaustive list. For instance, Creminelli et al. (2010) have shown that the presence in the inflationary theory of an approximate Galilean symmetry (proposed by Nicolis et al. (2009) in the context of modified gravity) generates third-order operators with two derivatives on each field. A particular combination of these operators produces a shape that is approximately orthogonal to the three shapes discussed above.

Non-Gaussianity is also sensitive to deviations from the initial adiabatic Bunch-Davies vacuum of inflaton fluctuations. Indeed, considering excited states over it, as done in Holman & Tolley (2008); Meerburg et al. (2009), leads to a shape which is maximized in the collinear limit, corresponding to enfolded or squashed triangles in momentum space, although one can show that this shape can be written as a combination of the equilateral and orthogonal ones (Senatore et al. (2010)).

3.3.3 Beyond inflation

As explained above, the search of non-Gaussianity could represent a unique way to rule out the simplest of the inflationary models and distinguish between different scenarios of inflation. Interestingly, it could also open up a window on new scenarios, alternative to inflation. There have been numerous attempts to construct models alternative to inflation able to explain the initial conditions of our Universe. In order to solve the cosmological problems and generate large-scale primordial fluctuations, most of them require a phase during which observable scales today have exited the Hubble size. This can happen in bouncing cosmologies, in which the present era of expansion is preceded by a contracting phase. Examples are the pre-big bang (Gasperini & Veneziano (1993)) and the ekpyrotic scenario (Khoury et al. (2001)).

In the latter, the 4-d effective dynamics corresponds to a cosmology driven by a scalar field with a steep exponential potential $V(\phi) = \exp(-c\phi)$, with $c \gg 1$. Leaving aside the problem of the realization of the bounce, it has been shown that the adiabatic mode in this models generically leads to a steep blue spectrum for the curvature perturbations (Lyth (2002); Creminelli et al. (2005)). Thus, at least a second field is required to generate an almost scale-invariant spectrum of perturbations (Finelli (2002); Creminelli & Senatore (2007); Buchbinder et al. (2007); Koyama & Wands (2007)). If two fields are present, both with exponential potentials and steepness coefficients c_1 and c_2 , the non-adiabatic component has negative mass and acquires a quasi invariant spectrum of fluctuations with tilt $n_s - 1 = 4(c_1^{-2} + c_2^{-2})$, with $c_1, c_2 \gg 1$. Then one needs to convert the non-adiabatic fluctuation into curvature perturbation, similarly to what the curvaton mechanism does.

As the Hubble rate increases during the collapse, one expects non-linearities in the fields to become more and more important, leading to non-Gaussianity in the produced perturbations. As non-linearities grow larger on super-Hubble scales, one expects the signal to be of local type. The particular amplitude of the non-Gaussianity in the observable curvature perturbations depends on the conversion mechanism from the non-adiabatic mode to the observable perturbations. The tachyonic instability itself can lead to a phase transition to an ekpyrotic phase dominated by just one field ϕ_1 . In this case Koyama et al. (2007) have found that $f_{\text{NL}}^{\text{local}} = -(5/12)c_1^2$. Current constraints on $f_{\text{NL}}^{\text{local}}$ (WMAP 7 year data imposes $-10 < f_{\text{NL}}^{\text{local}} < 74$ at 95% confidence) gives an unacceptably large value for the scalar spectral index. In fact in this model, even for $f_{\text{NL}} = -10$,

$c_2 \simeq 5$ which implies a too large value of the scalar spectral index ($n_s - 1 > 0.17$) which is excluded by observations (recall that WMAP7 year data implies $n_s = 0.963 \pm 0.014$ at 68% confidence). Thus, one needs to modify the potential to accommodate a red spectrum or consider alternative conversion mechanisms to change the value of the generated non-Gaussianity (Buchbinder et al. (2008); Lehnert & Steinhardt (2008)).

3.4 Primordial Non-Gaussianity and Large-Scale Structure

As we have seen, even the simplest inflationary models predict deviations from Gaussian initial conditions. Confirming or ruling out the simplest inflationary model is an important goal and in this section we will show how Euclid can help achieving this. Moreover, Euclid data (alone or in combination with CMB experiments like Planck) can be used to explore the primordial bispectrum and thus explore the interaction of the fields during inflation.

3.4.1 Constraining primordial non-Gaussianity and the law of gravity from 3-point statistics

Contrary to CMB research which mainly probes the high-redshift universe, current studies of the LSS focus on data at much lower redshifts and are more heavily influenced by cosmic evolution. Even if the initial conditions were Gaussian, non-linear evolution due to gravitational instability generates a non-zero bispectrum for the matter distribution. The first non-vanishing term in perturbation theory (e.g., Catelan et al. (1995)) gives

$$B(\vec{k}_1, \vec{k}_2, \vec{k}_3) = 2P(k_1)P(k_2)J(\vec{k}_1, \vec{k}_2) + 2cyc. \quad (3.24)$$

where $J(\vec{k}_1, \vec{k}_2)$ is the gravitational instability “kernel” which depends very weakly on cosmology and for an Einstein-de-Sitter Universe assumes the form:

$$J(\vec{k}_1, \vec{k}_2) = \frac{5}{7} + \frac{\vec{k}_1 \cdot \vec{k}_2}{2k_1k_2} \left(\frac{k_1}{k_2} + \frac{k_2}{k_1} \right) + \frac{2}{7} \left(\frac{\vec{k}_1 \cdot \vec{k}_2}{k_1k_2} \right)^2. \quad (3.25)$$

This kernel represents the “signature” of gravity as we know it on the large-scale structure of the Universe. Either a modification of the gravitational law or the introduction of a coupling between dark matter and another component (say dark energy) would alter the bispectrum shape from the standard form. The volume covered by Euclid will enable us to exploit this.

It was recognized a decade ago (Verde et al., 2000c) that the contribution to the matter bispectrum generated by gravitational instability is large compared to the fossil signal due to primordial non-Gaussianity and that the primordial signal “redshifts away” compared to the gravitational signal. In fact, primordial non-Gaussianity of the local type would affect the late-time dark matter density bispectrum with a contribution of the form

$$B^{f_{NL} local}(\vec{k}_1, \vec{k}_2, \vec{k}_3, z) = 2f_{NL}P(k_1)P(k_2)\frac{\mathcal{F}(\vec{k}_1, \vec{k}_2)}{D(z)/D(z=0)} + 2cyc. \quad (3.26)$$

where $D(z)$ is the linear growth function which in an Einstein-de Sitter universe goes like $(1+z)^{-1}$ and

$$\mathcal{F} = \frac{\mathcal{M}(k_3)}{\mathcal{M}(k_1)\mathcal{M}(k_2)}; \quad \mathcal{M}(k) = \frac{2}{3} \frac{k^2 T(k)}{H_0^2 \Omega_{m,0}}, \quad (3.27)$$

$T(k)$ denoting the matter transfer function, H_0 the Hubble constant and $\Omega_{m,0}$ the matter density parameter. Clearly the contributions due to primordial non-Gaussianity and gravitational instability have different scale and redshift dependence and the two kernel shapes in configuration space are different, thus, making the two components, at least in principle and for high signal-to-noise,

separable. This is particularly promising for high-redshift probes of the matter distribution like the 21-cm background which should simultaneously provide competing measures of f_{NL} and a test of the gravitational law (Pillepich et al., 2007). Regrettably these studies require using a long-wavelength radiotelescope above the atmosphere (e.g. on the Moon) and will certainly come well after Euclid.

Galaxy surveys do not observe the dark-matter distribution directly. However, dark-matter halos are believed to host galaxy formation, and different galaxy types at different redshifts are expected to populate halos in disparate ways (Magliocchetti & Porciani, 2003; Zehavi, 2005). A simple (and approximate) way to account for galaxy biasing is to assume that the overdensity in galaxy counts can be written as a truncated power expansion in terms of the mass overdensity (smoothed on some scale): $\delta_g(x) = b_1\delta_{DM}(x) + b_2(\delta_{DM}^2 - \langle\delta_{DM}^2\rangle)$. The linear and quadratic bias coefficient b_1 and b_2 are assumed to be scale-independent (although this assumption must break down at some point) but they can vary with redshift and galaxy type. Obviously, a quadratic bias will introduce non-Gaussianity even on an initially Gaussian field. In summary, for local non-Gaussianity and scale-independent quadratic bias we have (Verde et al., 2000c):

$$B(\vec{k}_1, \vec{k}_2, \vec{k}_3, z) = 2P(k_1)P(k_2)b_1(z)^3 \times \left[f_{NL} \frac{\mathcal{F}(\vec{k}_1, \vec{k}_2)}{D(z)} + J(\vec{k}_1, \vec{k}_2) + \frac{b_2(z)}{2b_1(z)} \right] + cyc. \quad (3.28)$$

Before the above expression can be compared against observations, it needs to be further complicated to account for redshift-space distortions and shot noise. Realistic surveys use galaxy redshifts as a proxy for distance, but gravitationally-induced peculiar velocities distort the redshift-space galaxy distribution. At the same time, the discrete nature of galaxies gives rise to corrections that should be added to the bispectrum computed in the continuous limit. We will not discuss these details here as including redshift space distortions and shot noise will not change the gist of the message.

From the observational point of view, it is important to note that photometric surveys are not well suited for extracting a primordial signal out of the galaxy bispectrum. Although in general they can cover larger volumes than spectroscopic surveys, the projection effects due to the photo- z smearing along the line-of-sight is expected to suppress significantly the sensitivity of the measured bispectrum to the shape of the primordial one (see e.g., Verde et al. (2000a)). Sefusatti & Komatsu (2007) have shown that, if the evolution of the bias parameters is known a priori, spectroscopic surveys like Euclid would be able to give constraints on the f_{NL} parameter that are competitive with CMB studies. While the gravitationally-induced non-Gaussian signal in the bispectrum has been detected to high statistical significance (see e.g., Verde et al. (2002); Kulkarni et al. (2007) and references therein), the identification of non-linear biasing (i.e. $b_2 \neq 0$) is still controversial, and there has been so far no detection of any extra (primordial) bispectrum contributions.

Of course one could also consider higher-order correlations. One of the advantages of considering e.g., the trispectrum is that, contrary to the bispectrum, it has very weak non-linear growth (Verde & Heavens (2001)), but it has the disadvantage that the signal is de-localized: the number of possible configurations grows fast with the dimensionality n of the n -point function!

Finally, it has been proposed to measure the level of primordial non-Gaussianity using Minkowski functionals applied either to the galaxy distribution or the weak lensing maps (see e.g. Hikage et al. (2008); Munshi et al. (2011) and references therein). The potentiality of this approach compared to more traditional methods needs to be further explored in the near future.

3.4.2 Non-Gaussian halo bias

The discussion above neglects an important fact which went unnoticed until year 2008: the presence of small non-Gaussianity can have a large effect on the clustering of dark-matter halos (Dalal et al., 2008; Matarrese & Verde, 2008). The argument goes as follows. The clustering of the peaks in a Gaussian random field is completely specified by the field power spectrum. Thus, assuming that

halos form out of linear density peaks, for Gaussian initial conditions the clustering of the dark-matter halos is completely specified by the linear matter power spectrum. On the other hand, for a non-Gaussian field, the clustering of the peaks depends on all higher-order correlations, not just on the power spectrum. Therefore, for non-Gaussian initial conditions, the clustering of dark-matter halos depends on the linear bispectrum (and higher-order moments).

One can also understand the effect in the peak-background-split framework: overdense patches of the (linear) Universe collapse to form dark-matter halos if their overdensity lies above a critical collapse threshold. Short-wavelength modes define the overdense patches while the long-wavelength modes determine the spatial distribution of the collapsing ones by modulating their height above and below the critical threshold. In the Gaussian case, long- and short-wavelength modes are uncorrelated, yielding the well known linear, scale-independent peak bias. In the non-Gaussian case, however, long and short wavelength modes are coupled, yielding a different spatial pattern of regions that cross the collapse threshold.

In particular, for primordial non-Gaussianity of the local type, the net effect is that the halo distribution on very large scales relates to the underlying dark-matter in a strongly scale-dependent fashion. For $k \lesssim 0.02 h \text{ Mpc}^{-1}$, the effective linear bias parameter scales as k^{-2} . (Dalal et al., 2008; Matarrese & Verde, 2008; Giannantonio & Porciani, 2010). This is because the halo overdensity depends not only on the underlying matter density but also on the value of the auxiliary Gaussian potential ϕ (Giannantonio & Porciani (2010)).

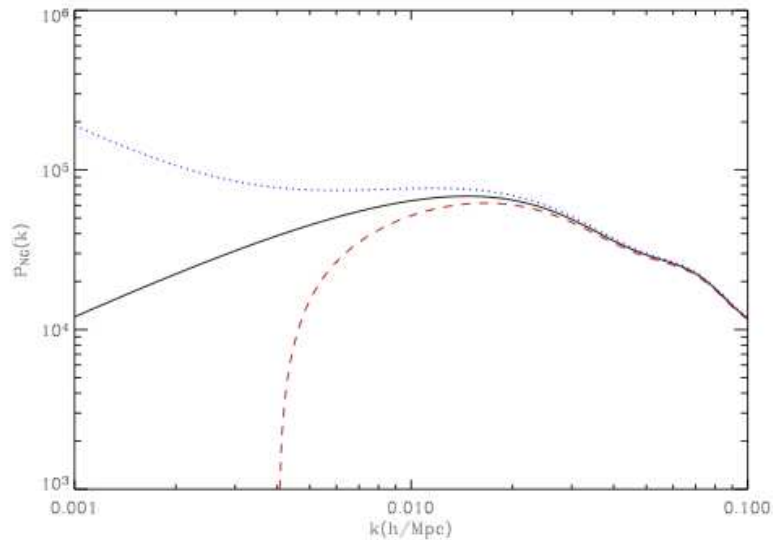


Figure 3.2: For illustration purposes this is the effect of a local f_{NL} of ± 50 on the $z = 0$ power spectrum of halos with mass above $10^{13} M_{\odot}$.

The presence of this effect is extremely important for observational studies as it allows to detect primordial non-Gaussianity from 2-point statistics of the galaxy distribution like the power spectrum. Combining current LSS data gives constraints on f_{NL} which are comparable to the CMB ones (Slosar et al., 2008; Xia et al., 2010). Similarly, planned galaxy surveys are expected to progressively improve upon existing limits (Carbone et al., 2008, 2010a; Giannantonio et al., 2011). For example Euclid could reach an error on f_{NL} of ~ 5 (see below for further details) which is comparable with the BPol forecasted errors.

The scale dependence of the halo bias changes considering different shapes of primordial non-Gaussianity (Schmidt & Kamionkowski, 2010; Wagner et al., 2010). For instance, orthogonal and folded models produce an effective bias that scales as k^{-1} while the scale dependence becomes

extremely weak for equilateral models. Therefore, measurements of the galaxy power spectrum on the largest possible scales have the possibility to constrain the shape and the amplitude of primordial non-Gaussianity and thus shed new light on the dynamics of inflation.

On scales comparable with the Hubble radius, matter and halo clustering are affected by general-relativity effects: the Poisson equation gets a quadratic correction that acts effectively as a non-zero local f_{NL} (Bartolo et al., 2005; Pillepich et al., 2007). This contribution is peculiar to the inflationary initial conditions because it requires perturbations on super-horizon scales and it is mimicked in the halo bias by a local $f_{\text{NL}} = -1.6$ (Verde & Matarrese, 2009). This is at the level of detectability by a survey like Euclid.

3.4.3 Number counts of non-linear structures

Even a small deviation from Gaussianity in the initial conditions can have a strong impact on those statistics which probe the tails of the linear density distribution. This is the case for the abundance of the most extreme non-linear objects existing at a given cosmic epoch, massive dark-matter halos and voids, as they correspond to the highest and lowest density peaks (the rarest events) in the underlying linear density field.

Thus small values of f_{NL} are potentially detectable by measuring the abundance of massive dark-matter halos as traced by galaxies and galaxy clusters at $z \gtrsim 1$ (Matarrese et al., 2000). This approach has recently received renewed attention e.g., LoVerde et al. (2008); Grossi et al. (2009); Pillepich et al. (2010); Maggiore & Riotto (2010); D'Amico et al. (2010); Verde (2010); Pillepich et al. (2011) and references therein) and might represent a promising tool for Euclid science. In Euclid, galaxy clusters at high redshift can be identified either by lensing studies or by building group catalogs based on the spectroscopic and photometric galaxy data. The main challenge here is to determine the corresponding halo mass with sufficient accuracy to allow comparison with the theoretical models.

While galaxy clusters form at the highest overdensities of the primordial density field and probe the high-density tail of the PDF, voids form in the low-density regions and thus probe the low-density tail of the PDF. Most of the volume of the evolved universe is underdense, so it seems interesting to pay attention to the distribution of underdense regions. For the derivation of the non-Gaussian void probability function one proceeds in parallel to the treatment for halos with the only subtlety that the critical threshold is not negative and that its numerical value depends on the precise definition of a void (and may depend on the the observables used to find voids) e.g., Kamionkowski et al. (2009). Note that while a positive skewness ($f_{\text{NL}} > 0$) boosts the number of halos at the high mass end (and slightly suppress the number of low-mass halos), it is a negative skewness that will increase the voids size distribution at the largest voids end (and slightly decrease it for small void sizes). In addition voids may probe slightly larger scales than halos, making the two approaches highly complementary.

Even though a number of observational techniques to detect voids in galaxy surveys have been proposed (see e.g. Colberg et al. (2008) and references therein), the challenge here is to match the theoretical predictions to a particular void-identification criterion based on a specific galaxy sample. We envision that mock galaxy catalogs based on numerical simulations will be employed to calibrate these studies for Euclid.

3.4.4 Forecasts for Euclid

A number of authors have used the Fisher-matrix formalism to explore the potentiality of Euclid in determining the level and the shape of primordial non-Gaussianity (Carbone et al., 2008, 2010a; Giannantonio et al., 2011). In what follows, unless specifically mentioned, we will focus on the local type of non-Gaussianity which has been more widely studied so far.

The most promising avenue is exploiting the scale-dependent bias on very large scales in studies of galaxy clustering at the two-point level. Early Fisher forecasts for the Euclid redshift survey

Table 3.3: Specifications of the surveys used in the Euclid forecasts given in Table 3.4. The redshift distributions of the different galaxy samples are as in Chapter 1 (see also Giannantonio et al. (2011)).

	Photometric survey	Spectroscopic survey
Surveyed area (deg ²)	15,000	15,000
Galaxy density (arcmin ⁻²)	30	1.2
Median redshift	0.8	1.0
Number of redshift bins	12	12
Redshift uncertainty $\sigma_z/(1+z)$	0.05	0.001
Intrinsic ellipticity noise γ	-	0.247
Gaussian linear bias param.	$\sqrt{1+z}$	$\sqrt{1+z}$

found that, for a fiducial model with $f_{NL} = 0$, this gives a marginalized 1σ error on the non-linearity parameter of $\Delta f_{NL} \simeq 2$ (Carbone et al., 2008, 2010a). Forecasts based on the most recent specifics for the Euclid surveys (see Table 3.3) are presented in Giannantonio et al. (2011) and summarized in Table 3.4 below. Updated values of the galaxy number counts and of the efficiency in measuring spectroscopic redshifts correspond to a marginalized 1σ error of $f_{NL} \simeq 4 - 5$ (depending a little on the detailed assumptions of the Fisher matrix calculation), with a slightly better result obtained using the Euclid spectroscopic sample rather than the photometric one (complemented with multi-band ground-based photometry), at least for a fiducial value of $f_{NL} = 0$ (Giannantonio et al., 2011). The forecasted errors further improve by nearly a few per cent using Planck priors on the cosmological parameters determined with the power spectrum of CMB temperature anisotropies.

The amplitude and shape of the matter power spectrum in the mildly non-linear regime depend (at a level of a few per cent) on the level of primordial non-Gaussianity (Taruya et al., 2008; Pillepich et al., 2010; Giannantonio & Porciani, 2010). Measuring this signal with the Euclid weak-lensing survey gives $\Delta f_{NL} \simeq 70$ (30 with Planck priors) (Giannantonio et al., 2011). On the other hand, counting non-linear structures in terms of peaks in the weak-lensing maps (convergence or shear) should give limits in the same ballpark (Marian et al. (2010) find $\Delta f_{NL} = 13$ assuming perfect knowledge of all the cosmological parameters).

Finally, by combining lensing and angular power spectra (and accounting for all possible cross correlations) one should achieve $\Delta f_{NL} \simeq 5$ (4.5 with Planck priors) (Giannantonio et al., 2011). This matches what is expected from both the Planck mission and the proposed BPol satellite.

Note that the forecasted errors on f_{NL} are somewhat sensitive to the assumed fiducial values of the galaxy bias. In our study we have adopted the approximation $b(z) = \sqrt{1+z}$ (Rassat et al., 2008). On the other hand, using semi-analytic models of galaxy formation, Orsi et al. (2010) found bias values which are nearly 10-15% lower at all redshifts. Adopting this slightly different bias, the constraint on f_{NL} already degrades by 50% with respect to our fiducial case.

Euclid data can also be used to constrain the scale dependence of the non-linearity parameter (see Table 3.5). To this purpose, we consider a local model of primordial non Gaussianity where

$$f_{NL} = f_{NL}^{(\text{piv})} \cdot \left(\frac{k}{k_{\text{piv}}} \right)^{n_{f_{NL}}}, \quad (3.29)$$

with fiducial values $k_{\text{piv}} = 0.02 h \text{ Mpc}^{-1}$, $f_{NL}^{(\text{piv})} = 30$, and $n_{f_{NL}} = 0$. In this case, the combination of lensing and clustering data gives $\Delta\alpha_{\text{s,m}} = 0.18$ (0.14 with Planck priors) and $\Delta f_{NL}^{(\text{piv})} \simeq 9$ (7 with Planck priors) (Giannantonio et al., 2011). These constraints are similar to what is expected from future studies of the CMB bispectrum with Planck (Sefusatti et al., 2009).

In the end, we briefly comment on how well Euclid data could constrain the amplitude of alternative forms of primordial non-Gaussianity than the local one. In particular, we consider the equilateral and orthogonal shapes introduced in Section 3.3.2. Table 3.4 summarizes the resulting constraints on the amplitude of the primordial bispectrum, f_{NL} . The forecasted errors from

Table 3.4: Forecasted 1σ errors for the non-linearity parameter f_{NL} based on two-point statistics (power spectra) of the Euclid redshift and weak-lensing surveys. Results are obtained using the Fisher-matrix formalism and marginalizing over eight cosmological parameters ($\Omega_\Lambda, \Omega_m, \Omega_b, h, n, \sigma_8, w_0, w_a$) plus a large number of nuisance parameters to account for galaxy biasing, non-linear redshift-space distortions and shot noise (see Giannantonio et al. (2011) for details). Results within parentheses include the forecasted priors for the cosmological parameters from the power spectrum of CMB temperature anisotropies measured with the Planck satellite (note that no prior is assumed on f_{NL}). The label ‘‘Galaxy clustering’’ refers to the anisotropic power spectrum $P(k_{\parallel}, k_{\perp})$ for spectroscopic data and to the angular power spectrum C_ℓ for photometric data. The combined analysis of clustering and lensing data is based on angular power spectra and includes all possible cross-correlations between different redshift bins and probes. Non-linear power spectra are computed using the halo model. This introduces possible inaccuracies in the forecasts for weak lensing data in the equilateral and orthogonal shapes (see main text for details).

Bispectrum shape	local	orthogonal	equilateral
Fiducial f_{NL}	0	0	0
Galaxy clustering (spectr. z)	4.1 (4.0)	54 (11)	220 (35)
Galaxy clustering (photom. z)	5.8 (5.5)	38 (9.6)	140 (37)
Weak lensing	73 (27)	9.6 (3.5)	34 (13)
Combined	4.7 (4.5)	4.0 (2.2)	16 (7.5)

Table 3.5: Forecasted 1σ errors for a scale-dependent local model of primordial non Gaussianity (Giannantonio et al., 2011). Details of the forecasts are as in the previous table.

	$\Delta f_{\text{NL}}^{(\text{piv})}$	$\Delta n_{f_{\text{NL}}}$
Galaxy clustering (spectr. z)	9.3 (7.2)	0.28 (0.21)
Galaxy clustering (photom. z)	25 (18)	0.38 (0.26)
Weak lensing	134 (82)	0.66 (0.59)
Combined	8.9 (7.4)	0.18 (0.14)

galaxy clustering grow larger and larger when one moves from the local to the orthogonal and finally to the equilateral model. This reflects the fact that the scale-dependent part of the galaxy bias for $k \rightarrow 0$ approximately scales as k^{-2} , k^{-1} , and k^0 for the local, orthogonal, and equilateral shapes, respectively (Schmidt & Kamionkowski, 2010; Wagner et al., 2010; Scoccimarro et al., 2011; Desjacques et al., 2011a,b). On the other hand, the lensing constraints (that, in this case, come from the very non-linear scales) appear to get much stronger for the non-local shapes. A note of caution is in order here. In Giannantonio et al. (2011), the non-linear matter power spectrum is computed using a halo model which has been tested against N-body simulations only for non-Gaussianity of the local type.¹ In consequence, the weak-lensing forecasts might be less reliable than in the local case (see the detailed discussion in Giannantonio et al. (2011)). This does not apply for the forecasts based on galaxy clustering which are always robust as they are based on the scale dependence of the galaxy bias on very large scales.

3.4.5 Complementarity

The CMB bispectrum is very sensitive to the shape of non-gaussianity; halo bias and mass function, the most promising approaches to constrain f_{NL} with a survey like Euclid, are much less sensitive. However it is the complementarity between CMB and LSS that matters. One could envision different scenarios. If non-Gaussianity is local with negative f_{NL} and CMB obtains a detection, then the halo bias approach should also give a high-significance detection (GR correction and primordial contributions add up), while if it is local but with positive f_{NL} , the halo-bias approach could give a lower statistical significance as the GR correction contribution has the opposite sign. If CMB detects f_{NL} at the level of 10 and a form that is close to local, but halo bias does not detect it, then the CMB bispectrum is given by secondary effects (e.g., Mangilli & Verde (2009)). If CMB detects non-Gaussianity that is not of the local type, then halo bias can help discriminate between equilateral and enfolded shapes: if halo bias sees a signal, it indicates the enfolded type, and if halo bias does not see a signal, it indicates the equilateral type. Thus even a non-detection of the halo-bias effect, in combination with CMB constraints, can have an important discriminative power.

3.5 Isocurvature modes

At some time well after inflation but deep into the radiation era the Universe is filled with several components. For instance, in the standard picture right before recombination there are four components: baryons, cold dark matter, photons and neutrinos. One can study the distribution of *super-Hubble* fluctuations between different species, which represent the initial conditions for the subsequent evolution. So far we have investigated mostly the adiabatic initial conditions; in this section we explore more generally the possibility of isocurvature initial conditions. Although CMB data are the most sensitive to constrain isocurvature perturbations, we discuss here the impact on Euclid results.

3.5.1 The origin of isocurvature perturbations

Let us denote by ρ_α the energy density of the component α . Perturbations are purely adiabatic when for each component α the quantity $\zeta_\alpha \equiv -3H\delta\rho_\alpha/\dot{\rho}_\alpha$ is the same (Weinberg (2003); Malik et al. (2003)). Let us consider for instance cold dark matter and photons. When fluctuations are adiabatic it follows that $\zeta_{\text{cdm}} = \zeta_\gamma$. Using the energy conservation equation, $\dot{\rho}_\alpha = -3H(\rho_\alpha + p_\alpha)$

¹Very few N-body simulations of the non-local models are currently available and none of them has very high spatial resolution.

with $p_{\text{cdm}} = 0$ and $p_\gamma = \rho_\gamma/3$, one finds that the density contrasts of these species are related by

$$\frac{\delta\rho_{\text{cdm}}}{\rho_{\text{cdm}}} = \frac{3}{4} \frac{\delta\rho_\gamma}{\rho_\gamma}. \quad (3.30)$$

Using that $n_{\text{cdm}} \propto \rho_{\text{cdm}}$ and $n_\gamma \propto \rho_\gamma^{3/4}$, this also implies that particle number ratios between these species is fixed, i.e. $\delta(n_{\text{cdm}}/n_\gamma) = 0$.

When isocurvature perturbations are present the condition described above is not satisfied.ⁱⁱ In this case one can define a non-adiabatic or entropic perturbation between two components α and β as $\mathcal{S}_{\alpha,\beta} \equiv \zeta_\alpha - \zeta_\beta$, so that, for the example above one has

$$\mathcal{S}_{\text{cdm},r} = \frac{\delta\rho_{\text{cdm}}}{\rho_{\text{cdm}}} - \frac{3}{4} \frac{\delta\rho_\gamma}{\rho_\gamma} = \frac{\delta(n_{\text{cdm}}/n_\gamma)}{n_{\text{cdm}}/n_\gamma}. \quad (3.31)$$

A sufficient condition for having purely adiabatic perturbations is that all the components in the Universe were created by a single degree of freedom, such as during reheating after single field inflation.ⁱⁱⁱ Even if inflation has been driven by several fields, thermal equilibrium may erase isocurvature perturbations if it is established before any non-zero conserving quantum number was created (see Weinberg (2004)). Thus, a detection of non-adiabatic fluctuations would imply that several scalar fields were present during inflation *and* that either some of the species were not in thermal equilibrium afterwards or that some non-zero conserving quantum number was created before thermal equilibrium.

The presence of many fields is not unexpected. Indeed, in all the extension of the Standard Model scalar fields are rather ubiquitous. In particular, in String Theory dimensionless couplings are functions of moduli, i.e. scalar fields describing the compactification. Another reason to consider the relevant role of a second field other than the inflaton is that this can allow to circumvent the necessity of slow-roll (see e.g. Dvali & Kachru (2003)) enlarging the possibility of inflationary models.

Departure from thermal equilibrium is one of the necessary conditions for the generation of baryon asymmetry and thus of the matter in the Universe. Interestingly, the oscillations and decay of a scalar field requires departure from thermal equilibrium. Thus, baryon asymmetry can be generated by this process; examples are the decay of a right-handed sneutrino (Hamaguchi et al. (2002)) or the Affleck & Dine (1985) scenario. If the source of the baryon-number asymmetry in the Universe is the condensation of a scalar field after inflation, one expects generation of baryon isocurvature perturbations (Moroi & Takahashi (2001)). This scalar field can also totally or partially generate adiabatic density perturbations through the curvaton mechanism.

In summary, given our ignorance about inflation, reheating, and the generation of matter in the Universe, a discovery of the presence of isocurvature initial conditions would have radical implications on both the inflationary process and on the mechanisms of generation of matter in the Universe.

Let us concentrate on the non-adiabatic perturbation between cold dark matter (or baryons, which are also non-relativistic) and radiation $\mathcal{S} = \mathcal{S}_{\text{cdm},\gamma}$. Constraints on the amplitude of the non-adiabatic component are given in terms of the parameter α , defined at a given scale k_0 , by $P_{\mathcal{S}}/P_\zeta \equiv \alpha/(1-\alpha)$, see e.g. Beltrán et al. (2004); Bean et al. (2006); Komatsu (2009). As discussed in Langlois (1999), adiabatic and entropy perturbations may be correlated. To measure the amplitude of the correlation one defines a cross-correlation coefficient, $\beta \equiv -P_{\mathcal{S},\zeta}/\sqrt{P_{\mathcal{S}}P_\zeta}$. Here $P_{\mathcal{S},\zeta}$ is the cross-correlation power-spectrum between \mathcal{S} and ζ and for the definition of β we have adopted the sign convention of Komatsu (2009). Observables, such as for instance the CMB

ⁱⁱStrictly speaking, isocurvature perturbations are defined by the condition that their total energy density in the total comoving gauge vanishes, i.e. $\sum_\alpha \delta\rho_\alpha^{(\text{com.})} = 0$. Using the relativistic Poisson equation, one can verify that this implies that they do not contribute to the ‘‘curvature’’ potential.

ⁱⁱⁱIn this case in the flat gauge one finds, for each species α , $\zeta_\alpha = \zeta$, where ζ is the Bardeen curvature perturbation conserved on super-Hubble scales.

anisotropies, depend on linear combinations of ζ and \mathcal{S} . Thus, constraints on α will considerably depend on the cross-correlation coefficient β (see for instance discussion in Gordon & Lewis (2003)).

If part of the cold dark matter is created out of equilibrium from a field other than the inflaton, totally uncorrelated isocurvature perturbations, with $\beta = 0$, are produced, as discussed for instance in Efstathiou & Bond (1986); Linde & Mukhanov (1997). The axion is a well-known example of such a field. The axion is the Nambu-Goldstone boson associated to the Peccei & Quinn (1977) mechanism to solve the strong-CP problem in QCD. As it acquires a mass through QCD non-perturbative effects, when the Hubble rate drops below its mass the axion starts oscillating coherently, behaving as cold dark matter (Preskill et al. (1983); Abbott & Sikivie (1983); Dine & Fischler (1983)). During inflation the axion is practically massless and acquires fluctuations which are totally uncorrelated from photons, produced by the inflaton decay (Seckel & Turner (1985); Linde (1985, 1991); Turner & Wilczek (1991)). As constraints on $\alpha_{\beta=0}$ are currently very strong (see e.g. Beltrán et al. (2007); Komatsu (2010b)), axions can only represent a small fraction of the total dark matter.

Totally uncorrelated isocurvature perturbations can also be produced in the curvaton mechanism, if the dark matter or baryons are created from inflation, before the curvaton decay, and remain decoupled from the product of curvaton reheating (Langlois et al. (2008b)). This scenario is ruled out if the curvaton is entirely responsible for the curvature perturbations. However, in models when the final curvature perturbation is a mix of the inflaton and curvaton perturbations (Langlois & Vernizzi (2004)), such an entropy contribution is still allowed.

When dark matter or baryons are produced solely from the curvaton decay, such as discussed by Lyth et al. (2003), the isocurvature perturbations are totally anit-correlated, with $\beta = -1$. For instance, some fraction of the curvaton decays to produce CDM particles or the out-of-equilibrium curvaton decay generates the primordial baryon asymmetry (Hamaguchi et al. (2002); Affleck & Dine (1985)).

If present, isocurvature fields are not constrained by the slow-roll conditions imposed on the inflaton field to drive inflation. Thus, they can be highly non-Gaussian Linde & Mukhanov (1997); Bernardeau & Uzan (2002). Even though negligible in the two-point function, their presence could be detected in the three-point function of the primordial curvature and isocurvature perturbations and their cross-correlations, as studied in Kawasaki et al. (2008); Langlois et al. (2008b).

3.5.2 Constraining isocurvature perturbations

Even if pure isocurvature models have been ruled out, current observations allow for mixed adiabatic and isocurvature contributions (e.g., Crotty et al. (2003); Trota (2007c); Komatsu (2009); Väliiviita & Giannantonio (2009)). As shown in Trota et al. (2001); Amendola et al. (2002); Väliiviita & Giannantonio (2009); Langlois & Riazuelo (2000); Bucher et al. (2001); Sollom et al. (2009), the initial conditions issue is a very delicate problem: in fact, for current cosmological data, relaxing the assumption of adiabaticity reduces our ability to do precision cosmology since it compromises the accuracy of parameter constraints. Generally, allowing for isocurvature modes introduces new degeneracies in the parameters space which weaken constraints considerably.

The Cosmic Microwave Background radiation (CMB), being our window on the early universe, is the preferred data set to learn about initial conditions. Up to now, however, the CMB temperature power spectrum alone, which is the CMB observable better constrained so far, has not been able to break the degeneracy between the nature of initial perturbations (i.e. the amount and properties of an isocurvature component) and cosmological parameters, e.g., Kurki-Suonio et al. (2005); Trota et al. (2001). Even if the precision measurement of the CMB first acoustic peak at $\ell \simeq 220$ ruled out the possibility of a dominant isocurvature mode, allowing for isocurvature perturbations together with the adiabatic ones introduce additional degeneracies in the interpretation of the CMB data that current experiments could not break. Adding external data sets somewhat alleviates the issue for some degeneracy directions e.g., Trota et al. (2003); Beltrán et al. (2004); Dunkley et al. (2005). As shown in Bucher et al. (2001), the precision polarization measurement

of the next CMB experiments like Planck will be crucial to lift such degeneracies, i.e., to distinguish the effect of the isocurvature modes from those due to the variations of the cosmological parameters.

It is important to keep in mind that analyzing the CMB data with the prior assumption of purely adiabatic initial conditions when the real Universe contains even a small isocurvature contribution, could lead to an incorrect determination of the cosmological parameters and on the inferred value of the sound horizon at radiation drag. The sound horizon at radiation drag is the standard ruler that is used to extract information about the expansion history of the Universe from measurements of the Baryon acoustic oscillations. Even for a CMB experiment like Planck, a small but non zero isocurvature contribution, still allowed by Planck data, if ignored, can introduce a systematic error in the interpretation of the BAO signal that is comparable if not larger than the statistical errors. In fact, Ref. Mangilli et al. (2010) shows that even a tiny amount of isocurvature perturbation, if not accounted for, could affect standard rulers calibration from CMB observations such as those provided by the Planck mission, affect BAO interpretation, and introduce biases in the recovered dark energy properties that are larger than forecasted statistical errors from future surveys. In addition it will introduce a mis-match of the expansion history as inferred from CMB and as measured by BAO surveys. The mis-match between CMB predicted and the measured expansion histories has been proposed as a signature for deviations from a DM cosmology in the form of deviations from Einstein's gravity (e.g., Acquaviva & Verde (2007); Ishak et al. (2006)), couplings in the dark sector (e.g., Lopez Honorez et al. (2010)) or time evolving dark energy.

For the above reasons, extending on the work of Mangilli et al. (2010), Ref. Carbone et al. (2011a) adopted a general fiducial cosmology which includes a varying dark energy equation of state parameter and curvature. Beside BAO measurements, in this case the information from the shape of the galaxy power spectrum are included and a joint analysis of a Planck-like CMB probe and a Euclid-type survey is considered. This allows one to break the degeneracies that affect the CMB and BAO combination. As a result, most of the cosmological parameter systematic biases arising from an incorrect assumption on the isocurvature fraction parameter f_{iso} , become negligible with respect to the statistical errors. The combination of CMB and LSS gives a statistical error $\sigma(f_{iso}) \sim 0.008$, even when curvature and a varying dark energy equation of state are included, which is smaller than the error obtained from CMB alone when flatness and cosmological constant are assumed. These results confirm the synergy and complementarity between CMB and LSS, and the great potential of future and planned galaxy surveys.

3.6 Summary and Outlook

We have summarized aspects of the initial conditions for the growth of cosmological perturbations that Euclid will enable us to probe. In particular we have considered the shape of the primordial power spectrum and its connection to inflationary models, primordial non-Gaussianity and isocurvature perturbations.

A survey like Euclid will greatly improve our knowledge of the initial conditions for the growth of perturbations and will help shed light on the mechanism for the generation of primordial perturbations. The addition of Euclid data will improve the Planck satellite's Cosmic Microwave Background constraints on parameters describing the shape of the primordial power spectrum by a factor of 2-3.

Primordial non-Gaussianity can be tested by Euclid in three different and complementary ways: via the galaxy bispectrum, number counts of non-linear structures and the non-Gaussian halo bias. These approaches are also highly competitive with and complementary to CMB constraints. In combination with Planck, Euclid will not only test a possible scale-dependence of non-Gaussianity but also its shape. The shape of non-Gaussianity is the key to constrain and classify possible deviations for the simplest single-field slow roll inflation.

Isocurvature modes affect the interpretation of large-scale structure clustering in two ways.

The power spectrum shape is modified on small scales due to the extra perturbations although this effect however can be mimicked by scale-dependent bias. More importantly isocurvature modes can lead to an incorrect inferred value for the sound horizon at radiation drag from CMB data. This then predicts an incorrect location of the baryon acoustic feature. It is through this effect that Euclid BAO measurements improve constraints on isocurvature modes.

Chapter 4

Testing the basic cosmological hypotheses

4.1 Introduction

The standard cosmological analyses implicitly make several assumptions, none of which are seriously challenged by current data. Nevertheless, Euclid offers the possibility of testing some of these basic hypotheses. Examples of the standard assumptions are that photon number is conserved, that the Copernican principle holds (i.e. we are not at a special place in the Universe) and that the Universe is homogeneous and isotropic, at least on large enough scales. These are the pillars on which standard cosmology is built, so it is important to take the opportunity offered by Euclid observations to test these basic hypotheses.

4.2 Transparency and Etherington relation

The Etherington relation (Etherington, 1933) implies that, in a cosmology based on a metric theory of gravity, distance measures are unique: the luminosity distance is $(1+z)^2$ times the angular diameter distance. This is valid in any cosmological background where photons travel on null geodesics and where, crucially, photon number is conserved. There are several scenarios in which the Etherington relation would be violated: for instance we can have deviations from a metric theory of gravity, photons not traveling along unique null geodesics, variations of fundamental constants, etc. We follow here the approach of Avgoustidis et al. (2010).

4.2.1 Violation of photon conservation

A change in the photon flux during propagation towards the Earth will affect the Supernovae (SNe) luminosity distance measures $d_L(z)$ but not the determinations of the angular diameter distance. BAO will not be affected so $D_A(z)$ and $H(z)$ measurements from BAO could be combined with Supernovae measurements of $d_L(z)$ to constrain deviations from photon number conservation. Photon conservation can be violated by simple astrophysical effects or by exotic physics. Amongst the former we find, for instance, attenuation due to interstellar dust, gas and/or plasmas. Most known sources of attenuation are expected to be clustered and can be typically constrained down to the 0.1% level (Ménard et al., 2008; More et al., 2009). Unclustered sources of attenuation are however much more difficult to constrain. For example, gray dust (Aguirre, 1999) has been invoked to explain the observed dimming of Type Ia Supernovae without resorting to cosmic acceleration. More exotic sources of photon conservation violation involve a coupling of photons to particles

beyond the standard model of particle physics. Such couplings would mean that, while passing through the intergalactic medium, a photon could disappear or even (re)appear! interacting with such exotic particles, modifying the apparent luminosity of sources. Recently Avgoustidis et al. (2010) considered the mixing of photons with scalars, known as axion-like particles, chameleons, and the possibility of mini-charged particles which have a tiny, and unquantized electric charge. In particular, the implications of these particles on the SN luminosity have been described in a number of publications (Csáki et al., 2002; Mörtsell et al., 2002; Burrage, 2008; Ahlers, 2009) and a detailed discussion of the proposed approach can be found in Refs. Bassett & Kunz (2004a,b); Avgoustidis et al. (2009, 2010).

Any systematic violations in photon conservation can then be interpreted as an opacity effect in the observed luminosity distance, parametrised through a generic opacity parameter, $\tau(z)$, as:

$$D_{L,obs}^2 = D_{L,true}^2 \exp[\tau(z)].$$

Note that a negative $\tau(z)$ allows for apparent brightening of light sources, as would be the case, for example, if exotic particles were also emitted from the source and converted into photons along the line of sight (Burrage, 2008). Following Avgoustidis et al. (2009) generic deviations from the Etherington relation can be parameterized as:

$$D_L(z) = D_A(z)(1+z)^{2+\epsilon}.$$

Forecasted Euclid constraints are shown in fig 4.1, taken from Avgoustidis et al. (2010). This assumes that Euclid is accompanied by a supernova sample with the characteristic of a dark energy task force stage IV survey

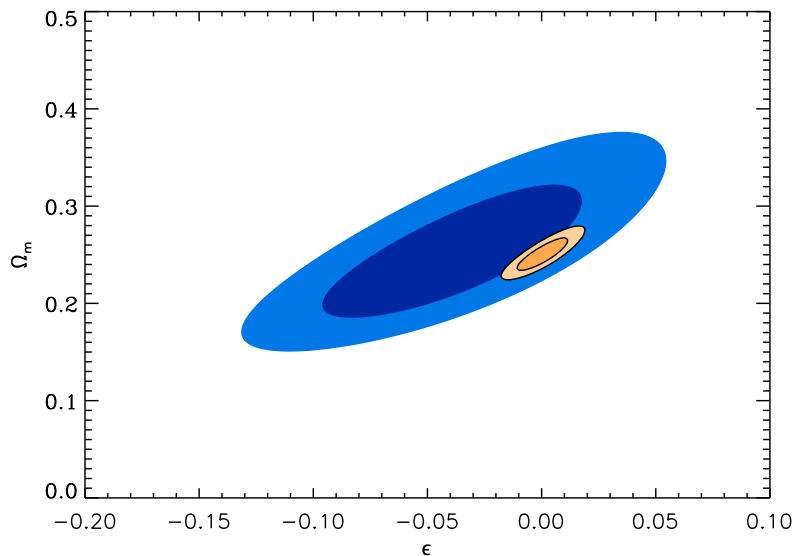


Figure 4.1: Constraints on possible violation of the Etherington relation in the form of deviations from a perfectly transparent Universe ($\epsilon = 0$). Blue regions represent current constraints while orange are forecasted Euclid constraints assuming it is accompanied by a dark energy task force stage IV supernovae sample.

For particular models of exotic matter-photon coupling, namely axion-like particles (ALPs), chameleons, and mini-charged particles (MCPs), the appropriate parameterization of $\tau(z)$ is used instead.

4.2.2 Axion-Like particles

Axion Like particles (ALP) can arise from field theoretic extensions of the standard model as Goldstone bosons when a global shift symmetry, present in the high energy sector, is spontaneously broken. Interestingly, these fields also arise naturally in string theory (for a review see Svrcek & Witten (2006)). Chameleon scalar fields are another very interesting type of ALPs (Brax et al., 2010). They were originally invoked to explain the current accelerated expansion of the Universe with a quintessence field which can couple to matter without giving rise to large fifth forces or unacceptable violations of the weak equivalence principle. A chameleon model with only matter couplings will induce a coupling to photons.

The presence of ALPs will have an impact on observations of SNe if their observed light passes through (intergalactic) magnetic fields. The net effect depends on the ratio of the transition probability to the length traveled through a magnetic field, and a parameter A describing the degree of thermalization of the initial flux ($A = 1$ means thermalized flux where the photon to ALP transition is compensated by the inverse ALP to photon, making the photon number constant.) For the simplest ALP model $A = 2/3$, the present and forecasted constraints are shown in fig. 4.2 taken from Avgoustidis et al. (2010).

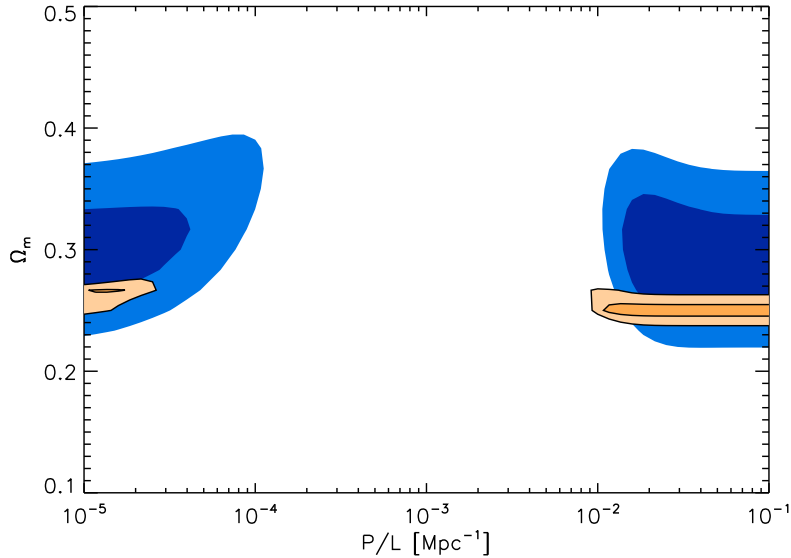


Figure 4.2: Constraints on the simplest Axion-like particles models. Blue regions represent current constraints while orange are forecasted Euclid constraints assuming it is accompanied by a dark energy task force stage IV supernovae sample. Here P/L is the conversion probability per unit length and is the relevant parameter for $\tau(z)$ (see Avgoustidis et al. (2010)).

4.2.3 Mini-charged particles

New particles with a small unquantized charge have been investigated in several extensions of the standard model (Holdom, 1986; Batell & Gherghetta, 2006). In particular, they arise naturally in extensions of the standard model which contain at least one additional $U(1)$ hidden sector gauge group (Holdom, 1986; Brümmer et al., 2009). The gauge boson of this additional $U(1)$ is known as a hidden photon, and hidden sector particles, charged under the hidden $U(1)$, get an induced electric charge proportional to the small mixing angle between the kinetic terms of the two photons. In string theory, such hidden $U(1)$ s and the required kinetic mixing are a generic

feature (Abel et al., 2008b,a; Dienes et al., 1997; Abel & Schofield, 2004; Goodsell et al., 2009). Hidden photons are not necessary however to explain mini-charged particles, and explicit brane-world scenarios have been constructed (Batell & Gherghetta, 2006) where MCPs arise without the need for hidden photons.

More interestingly, Ahlers (2009); Gies et al. (2006); Ahlers et al. (2008) pointed out that photons propagating in a background magnetic field can actually pair-produce MCPs without the need for a second photon in the initial state. The opacity in this case is parameterized by $\kappa y(z)$ where y is the comoving distance to the source and κ encloses information on the MCP electric charge and the intervening magnetic field strength. Fig 4.3 shows current and forecasted Euclid’s constraints, taken from Avgoustidis et al. (2010) assuming Euclid is accompanied by a supernova sample with the characteristic of a dark energy task force stage IV survey.

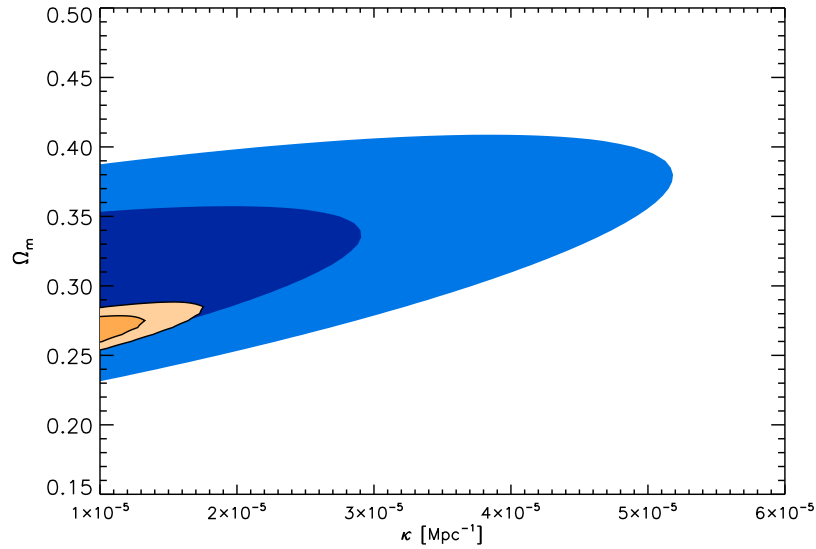


Figure 4.3: Constraints on MCP models. Blue regions represent current constraints while orange are forecasted Euclid constraints assuming it is accompanied by a dark energy task force stage IV supernovae sample.

4.3 Beyond homogeneity and isotropy

The crucial ingredient that kickstarted dark energy research was the interpretation in 1998 of standard candle observations in terms of cosmic acceleration required to explain the data in the context of the FLRW metric. What we observe is however merely that distant sources ($z > 0.3$) are dimmer than we would predict in a matter-only universe calibrated through “nearby” sources. That is, we observe a different evolution of luminosity rather than directly an increase in the expansion rate. Can this be caused by a strong inhomogeneity rather than by an accelerating universe?

In addition, cosmic acceleration seems to be a recent phenomenon at least for standard dark energy models, which gives rise to the coincidence problem. The epoch in which dark energy begins to play a role is close to the epoch in which most of the cosmic structures formed out of the slow linear gravitational growth. We are led to ask again: can the acceleration be caused by strong inhomogeneities rather than by a dark energy component?

Finally, one must notice that in all the standard treatment of dark energy one always assumes a perfectly isotropic expansion. Could it be that some of the properties of acceleration depends critically on this assumption?

In order to investigate these issues, in this section we explore radical deviations from homogeneity and isotropy and see how Euclid can test them.

4.3.1 Anisotropic models

In recent times, there has been a resurgent interest towards anisotropic cosmologies, classified in terms of Bianchi solutions to general relativity. This has been mainly motivated by hints of anomalies in the cosmic microwave background (CMB) distribution observed on the full sky by the WMAP satellite (de Oliveira-Costa et al., 2004a; Vielva et al., 2004; Cruz et al., 2005; Eriksen et al., 2004a). While the CMB is very well described as a highly isotropic (in a statistical sense) Gaussian random field, recent analyses have shown that local deviations from Gaussianity in some directions (the so called cold spots, see Cruz et al. (2005)) cannot be excluded at high confidence levels. Furthermore, the CMB angular power spectrum extracted from the WMAP maps has shown in the past a quadrupole power lower than expected from the best-fit cosmological model (Efstathiou, 2004). Several explanations for this anomaly have been proposed (see e.g. Tsujikawa et al. (2003); Cline et al. (2003); DeDeo et al. (2003); Campanelli et al. (2007); Gruppiso (2007)) including the fact that the universe is expanding with different velocities along different directions. While deviations from homogeneity and isotropy are constrained to be very small from cosmological observations, these usually assume the non-existence of anisotropic sources in the late universe. Conversely, as suggested in Koivisto & Mota (2008b,a); Battye & Moss (2006); Chimento & Forte (2006); Cooray et al. (2008), dark energy with anisotropic pressure acts as a late-time source of anisotropy. Even if one considers no anisotropic pressure fields, small departures from isotropy cannot be excluded, and it is interesting to devise possible strategies to detect them.

The effect of assuming an anisotropic cosmological model on the CMB pattern has been studied by Collins & Hawking (1973); Barrow et al. (1985); Martinez-Gonzalez & Sanz (1995); Maartens et al. (1996); Bunn et al. (1996); Kogut et al. (1997). The Bianchi solutions describing the anisotropic line element were treated as small perturbations to a Friedmann-Robertson-Walker (FRW) background. Such early studies did not consider the possible presence of a non-null cosmological constant or dark energy and were upgraded recently by McEwen et al. (2006); Jaffe et al. (2006).

One difficulty with the anisotropic models that have been shown to fit the large-scale CMB pattern, is that they have to be produced according to very unrealistic choices of the cosmological parameters. For example, the Bianchi VIIIh template used in Jaffe et al. (2006) requires an open universe, an hypothesis which is excluded by most cosmological observations. An additional problem is that an inflationary phase - required to explain a number of feature of the cosmological model - isotropizes the universe very efficiently, leaving a residual anisotropy that is negligible for any practical application. These difficulties vanish if an anisotropic expansion takes place only well after the decoupling between matter and radiation, for example at the time of dark energy domination (Koivisto & Mota, 2008b,a; Battye & Moss, 2006; Chimento & Forte, 2006; Cooray et al., 2008).

Bianchi models are described by homogeneous and anisotropic metrics. If anisotropy is slight, the dynamics of any Bianchi model can be decomposed into an isotropic FRW background linearly perturbed to break isotropy; on the other side, homogeneity is maintained with respect to three Killing vector fields.

The geometry of Bianchi models is set up by the structure constants C_{ij}^k , defined by the commutators of the this three Killing fields $\vec{\xi}_i$:

$$\left[\vec{\xi}_i, \vec{\xi}_j \right] = C_{ij}^k \vec{\xi}_k. \quad (4.1)$$

Type	a	n_1	n_2	n_3
I	0	0	0	0
V	1	0	0	0
VII ₀	0	0	1	1
VII _h	\sqrt{h}	0	1	1
IX	0	1	1	1

Table 4.1: Bianchi models containing FRW limit and their structure constants.

The structure constants are subjected to the antisymmetry relation $C_{ij}^k = -C_{ji}^k$ and the Jacobi identities $C_{[bc}^a C_{e]a}^d = 0$. As a consequence, their attainable values are restricted to only four of the initial 27 necessary to describe a given space. In Ellis & MacCallum (1969) these four values are dubbed as n_1, n_2, n_3 and a_1 . The categorization of Bianchi models into different types relies on classifying the inequivalent sets of these four constants. In Table 4.1 the subclass of interest containing the FRW limit is shown. Bianchi types VII_h and IX contain the open and closed FRW model, respectively. Type VII₀ contains the flat FRW; types I and V are just particular subcases of the VII₀ and VII_h. In type I no vortical motions are allowed and the only extension with respect to the FRW case is that there are three different scale factors. The metric in general can be written as

$$g_{\mu\nu} = -n_\mu n_\nu + g_{ab} \xi_\mu^a \xi_\nu^b, \quad (4.2)$$

where g_{ab} is a $3 \cdot 3$ metric depending on t . It can be decomposed as $g_{ab} = e^{2\alpha} [e^{2\beta}]_{ab}$, where the first term represents the volumetric expansion and the second term includes the anisotropy.

Late time anisotropy

While deviations from homogeneity and isotropy are constrained to be very small from cosmological observations, these usually assume the non-existence of anisotropic sources in the late universe. The CMB provides very tight constraints on Bianchi models at the time of recombination (Bunn et al., 1996; Kogut et al., 1997; Martinez-Gonzalez & Sanz, 1995) of order of the quadrupole value, i.e. $\sim 10^{-5}$. Usually, in standard cosmologies with a cosmological constant the anisotropy parameters scale as the inverse of the comoving volume. This implies an isotropization of the expansion from the recombination up to the present, leading to the typically derived constraints on the shear today, namely $\sim 10^{-9} \div 10^{-10}$. However, this is only true if the anisotropic expansion is not generated by any anisotropic source arising after decoupling, e.g. vector fields representing anisotropic dark energy (Koivisto & Mota, 2008a).

As suggested in Koivisto & Mota (2008b,a); Battye & Moss (2006); Chimento & Forte (2006); Cooray et al. (2008), dark energy with anisotropic pressure acts as a late-time source of anisotropy. An additional problem is that an inflationary phase - required to explain a number of feature of the cosmological model - isotropizes the universe very efficiently, leaving a residual anisotropy that is negligible for any practical application. These difficulties vanish if an anisotropic expansion takes place only well after the decoupling between matter and radiation, for example at the time of dark energy domination (Koivisto & Mota, 2008b,a; Battye & Moss, 2006; Chimento & Forte, 2006; Cooray et al., 2008).

For example the effect of cosmic parallax (Quercellini et al., 2009) has been recently proposed as a tool to assess the presence of an anisotropic expansion of the universe. It is essentially the change in angular separation in the sky between far-off sources, due to an anisotropic expansion.

A common parameterization of an anisotropically distributed dark energy component is studied in a class of Bianchi I type, where the line element is

$$ds^2 = -dt^2 + a^2(t)dx^2 + b^2(t)dy^2 + c^2(t)dz^2. \quad (4.3)$$

The expansion rates in the three Cartesian directions x , y and z are defined as $H_X = \dot{a}/a$, $H_Y = \dot{b}/b$ and $H_Z = \dot{c}/c$, where the dot denotes the derivative with respect to coordinate time. In these models they differ from each other, but in the limit of $H_X = H_Y = H_Z$ the flat FRW isotropic expansion is recovered. Among the Bianchi classification models the type I exhibits flat geometry and no overall vorticity; conversely, shear components $\Sigma_{X,Y,Z} = H_{X,Y,Z}/H - 1$ are naturally generated, where H is the expansion rate of the average scale factor, related to the volume expansion as $H = \dot{A}/A$ with $A = (abc)^{1/3}$.

The anisotropic expansion is caused by the anisotropically stressed dark energy fluid whenever its energy density contributes to the global energy budget. If the major contributions to the overall budget come from matter and dark energy, as after recombination, their energy-momentum tensor can be parametrized as:

$$T_{(m)\nu}^{\mu} = \text{diag}(-1, w_m, w_m, w_m)\rho_m \quad (4.4)$$

$$T_{(\text{DE})\nu}^{\mu} = \text{diag}(-1, w, w + 3\delta, w + 3\gamma)\rho_{\text{DE}}, \quad (4.5)$$

respectively, where w_m and w are the equation of state parameters of matter and dark energy and the skewness parameters δ and γ can be interpreted as the difference of pressure along the x and y and z axis. Note that the energy-momentum tensor (4.5) is the most general one compatible with the metric (4.3) (Koivisto & Mota, 2008a). Two quantities are introduced to define the degree of anisotropic expansion:

$$\begin{aligned} R &\equiv (\dot{a}/a - \dot{b}/b)/H = \Sigma_x - \Sigma_y, \\ S &\equiv (\dot{a}/a - \dot{c}/c)/H = 2\Sigma_x + \Sigma_y. \end{aligned} \quad (4.6)$$

Considering the generalized Friedmann equation, the continuity equations for matter and dark energy and no coupling between the two fluids, the derived autonomous system reads (Koivisto & Mota, 2008b,a):

$$\begin{aligned} U' &= U(U - 1)[\gamma(3 + R - 2S) + \delta(3 - 2R + S) + 3(w - w_m)] \\ S' &= \frac{1}{6}(9 - R^2 + RS - S^2)\{S[U(\delta + \gamma + w - w_m) + w_m - 1] - 6\gamma U\} \\ R' &= \frac{1}{6}(9 - R^2 + RS - S^2)\{R[U(\delta + \gamma + w - w_m) + w_m - 1] - 6\delta U\}, \end{aligned} \quad (4.7)$$

where $U \equiv \rho_{\text{DE}}/(\rho_{\text{DE}} + \rho_m)$ and the derivatives are taken with respect to $\log(A)/3$. System (4.7) exhibits many different fixed points, defined as the solutions of the system $S' = R' = U' = 0$. Beside the Einstein-de Sitter case ($R_* = S_* = U_* = 0$), the most physically interesting for our purposes are the dark energy dominated solution

$$R_* = \frac{6\delta}{\delta + \gamma + w - 1}, \quad S_* = \frac{6\gamma}{\delta + \gamma + w - 1}, \quad U_* = 1, \quad (4.8)$$

and the scaling solution

$$R_* = \frac{3\delta(\delta + \gamma + w)}{2(\delta^2 - \delta\gamma + \gamma^2)}, \quad S_* = \frac{3\gamma(\delta + \gamma + w)}{2(\delta^2 - \delta\gamma + \gamma^2)}, \quad U_* = \frac{w + \gamma + \delta}{w^2 - 3(\gamma - \delta)^2 + 2w(\gamma + \delta)}, \quad (4.9)$$

in which $\rho_{\text{DE}}/\rho_m = \text{const.}$, i.e., the fractional dark energy contribution to the total energy density is constant.

Anisotropic distribution of sources in Euclid survey might constrain the anisotropy at present, when the dark energy density is of order 74%, hence not yet in the final dark energy dominant attractor phase (4.8).

4.3.2 Late-time inhomogeneity

Inhomogeneity is relatively difficult to determine, as observations are typically made on our past light cone, but some methods exist (e.g. Clarkson & Maartens (2010); Ellis (2011); Maartens (2011)). However, homogeneity may be tested by exploring the interior of the past light cone by using the fossil record of galaxies to probe along the past world line of a large number of galaxies (Heavens et al., 2011). One can use the average star formation rate at a fixed lookback time as a diagnostic test for homogeneity. The lookback time has two elements to it - the lookback time of the emission of the light, plus the time along the past world line. The last of these can be probed using the integrated stellar spectra of the galaxies, using a code such as VESPA (Tojeiro et al., 2007), and this is evidently dependent only on atomic and nuclear physics, independent of homogeneity. The lookback time can also be computed, surprisingly simply, without assuming homogeneity from

$$\Delta t = \int_0^z \frac{dz'}{(1+z')H_r(z')} \quad (4.10)$$

(Heavens et al., 2011) where H_r is the radial Hubble constant. In principle this can be obtained from radial BAOs, assuming early-time homogeneity so that the physical BAO scale is fixed. The spectroscopic part of Euclid could estimate both the star formation histories from stacked spectra, and the radial expansion rate.

4.3.3 Inhomogeneous models: Large Voids

Non-linear inhomogeneous models are traditionally studied either with higher-order perturbation theory or with N -body codes. Both approaches have their limits. A perturbation expansion obviously breaks down when the perturbations are deeply in the non-linear regime. N -body codes, on the other hand, are intrinsically Newtonian and, at the moment, are unable to take into account full relativistic effects. Nevertheless, these codes can still account for the general relativistic behaviour of gravitational collapse in the case of inhomogeneous large void models, as shown recently in Alonso et al. (2010), where the growth of the void follows the full non-linear GR solution down to large density contrasts (of order one).

A possibility to make progress is to proceed with the most extreme simplification: radial symmetry. By assuming that the inhomogeneity is radial (i.e. we are at the center of a large void or halo) the dynamical equations can be solved exactly and one can make definite observable predictions.

It is however clear from the start that these models are highly controversial, since the observer needs to be located at the center of the void with a tolerance of about few percent of the void scale radius, see Blomqvist & Mörtzell (2010); Clarkson & Maartens (2010), disfavoring the long-held Copernican Principle (CP). Notwithstanding this, the idea that we live near the center of a huge void is attractive for another important reason: a void creates an apparent acceleration field that could in principle match the supernovae observations (Tomita, 2000, 2001; C  lerier, 2000; Iguchi et al., 2002). Since we observe that nearby SN Ia recede faster than the $H(z)$ predicted by the Einstein-de Sitter universe, we could assume that we live in the middle of a huge spherical region which is expanding faster because it is emptier than the outside. The transition redshift z_e , i.e. the void edge, should be located around 0.3-0.5, the value at which in the standard interpretation we observe the beginning of acceleration.

The consistent way to realize such a spherical inhomogeneity has been studied since the 1930s in the relativistic literature: the Lema  tre-Tolman-Bondi (LTB) metric. This is the generalization of a FLRW metric in which the expansion factor along the radial coordinate r is different relative to the surface line element $d\Omega^2 = d\theta^2 + \sin^2\theta d\phi^2$. If we assume the inhomogeneous metric (this subsection follows closely the treatment in Amendola & Tsujikawa (2010b))

$$ds^2 = -dt^2 + X^2(t, r) dr^2 + R^2(t, r) d\Omega^2, \quad (4.11)$$

and solve the (0, 1) Einstein equation for a fluid at rest we find that the LTB metric is given by

$$ds^2 = -dt^2 + \frac{[R'(t, r)]^2}{1 + \beta(r)} dr^2 + R^2(t, r) d\Omega^2, \quad (4.12)$$

where $R(t, r), \beta(r)$ are arbitrary functions. Here primes and dots refer to partial space and time derivatives, respectively. The function $\beta(r)$ can be thought of as a position-dependent spatial curvature. If R is factorized so that $R(t, r) = a(t)f(r)$ and $\beta(r) = -Kf^2(r)$, then we recover the FLRW metric (up to a redefinition of r : from now on when we seek the FLRW limit we put $R = a(t)r$ and $\beta = -Kr^2$). Otherwise, we have a metric representing a spherical inhomogeneity centered on the origin. An observer located at the origin will observe an isotropic universe. We can always redefine r at the present time to be $R_0 \equiv R(t_0, r) = r$, so that the metric is very similar to a FLRW today.

Considering the infinitesimal radial proper length $D_{||} = R' dr / \sqrt{1 + \beta}$, we can define the *radial Hubble function* as

$$H_{||} \equiv \dot{D}_{||} / D_{||} = \dot{R}' / R', \quad (4.13)$$

and similarly the *transverse Hubble function*:

$$H_{\perp} = \dot{R} / R. \quad (4.14)$$

Of course the two definitions coincide for the FLRW metric. The non-vanishing components of the Ricci tensor for the LTB metric are

$$R_0^0 = \frac{2\ddot{R}}{R} + \frac{\ddot{R}'}{R'}, \quad (4.15)$$

$$R_1^1 = \frac{2\dot{R}\dot{R}' + R\ddot{R}' - \beta'}{RR'}, \quad (4.16)$$

$$R_2^2 = R_3^3 = \frac{\dot{R}^2 - \beta}{R^2} + \frac{\dot{R}\dot{R}' + R'\ddot{R} - \beta'/2}{RR'}. \quad (4.17)$$

In terms of the two Hubble functions, we find that the Friedmann equations for the pressureless matter density $\rho_m(t, r)$ are given by Alnes et al. (2006)

$$H_{\perp}^2 + 2H_{||}H_{\perp} - \frac{\beta}{R^2} - \frac{\beta'}{RR'} = 8\pi G\rho_m, \quad (4.18)$$

$$6\frac{\ddot{R}}{R} + 2H_{\perp}^2 - 2\frac{\beta}{R^2} - 2H_{||}H_{\perp} + \frac{\beta'}{RR'} = -8\pi G\rho_m. \quad (4.19)$$

Adding Eqs. (4.18) and (4.19), it follows that $2R\ddot{R} + \dot{R}^2 = \beta$. Integrating this equation, we obtain a Friedmann-like equation

$$H_{\perp}^2 = \frac{\alpha(r)}{R^3} + \frac{\beta(r)}{R^2}, \quad (4.20)$$

where $\alpha(r)$ is a free function that we can use along with $\beta(r)$ to describe the inhomogeneity. From this we can define an effective density parameter $\Omega_m^{(0)}(r) = \Omega_m(r, t_0)$ today:

$$\Omega_m^{(0)}(r) \equiv \frac{\alpha(r)}{R_0^3 H_{\perp 0}^2}, \quad (4.21)$$

where $R_0 \equiv R(r, t_0) = r$, $H_{\perp 0} \equiv H_{\perp}(r, t_0)$ (the superscript (0) denotes the present value) and an effective spatial curvature

$$\Omega_K^{(0)}(r) = 1 - \Omega_m^{(0)}(r) = \frac{\beta(r)}{R_0^2 H_{\perp 0}^2}. \quad (4.22)$$

Hence we see that the initial condition at some time t_0 (which here we take as the present time) must specify two free functions of r , for instance $\alpha(r), \beta(r)$ or $\Omega_m^{(0)}(r), H_{\perp 0}(r)$. The latter choice shows that the inhomogeneity can be in the matter distribution or in the expansion rate or in both. This freedom can be used to fit simultaneously for any expansion rate (and therefore luminosity and angular diameter distances (Romano, 2007)) and for any source number density (Mustapha et al., 1997).

If one imposes the additional constraint that the age of the universe is the same for every observer, then only one free function is left (Garcia-Bellido & Haugboelle, 2008a). The same occurs if one chooses $\Omega_m^{(0)}(r) = \text{constant}$ (notice that this is different from $\rho_m^{(0)}(r) = \text{constant}$, which is another possible choice) i.e. if the matter density fraction is assumed homogeneous today (and only today) (Enqvist, 2008). The choice of a homogeneous universe age guarantees against the existence of diverging inhomogeneities in the past. However, there is no compelling reason to impose such restrictions.

Equation (4.20) is the classical cycloid equation whose solution for $\beta > 0$ is given parametrically by

$$R(r, \eta) = \frac{\alpha(r)}{2\beta(r)}(\cosh \eta - 1) = \frac{R_0 \Omega_m^{(0)}(r)}{2[1 - \Omega_m^{(0)}(r)]}(\cosh \eta - 1), \quad (4.23)$$

$$t(r, \eta) - t_B(r) = \frac{\alpha(r)}{2\beta^{3/2}(r)}(\sinh \eta - \eta) = \frac{\Omega_m^{(0)}(r)}{2[1 - \Omega_m^{(0)}(r)]^{3/2} H_{\perp 0}}(\sinh \eta - \eta), \quad (4.24)$$

where $t_B(r) = t(r, \eta = 0)$ is the inhomogeneous “big-bang” time, i.e. the time for which $\eta = 0$ and $R = 0$ for a point at comoving distance r . This can be put to zero in all generality by a redefinition of time. The “time” variable η is defined by the relation

$$\eta = \int^t \frac{\beta(r)^{1/2}}{R(\tilde{t}, r)} d\tilde{t}. \quad (4.25)$$

Notice that the “time” η that corresponds to a given t depends on r ; so $R(r, t)$ is found by solving numerically $\eta(t, r)$ from Eq. (4.24) and then substituting $R[r, \eta(r, t)]$. The present epoch $\eta_0(r)$ is defined by the condition $R = R_0$. In the problem [10.2] we will derive the age of the universe $t_{\text{age}}(r) = t(r, \eta_0) - t_B(r)$ in terms of $\Omega_m^{(0)}, H_{\perp 0}$. For $\beta < 0$ the η functions in Eqs. (4.23-4.24) become $(1 - \cos \eta)$ and $(\eta - \sin \eta)$ for R and t , respectively, while for $\beta = 0$ they are $\eta^2/2$ and $\eta^3/6$: we will not consider these cases further.

As anticipated, since we need to have a faster expansion inside some distance to mimic cosmic acceleration, we need to impose to our solution the structure of a void. An example of the choice of $\Omega_m^{(0)}(r) \equiv \Omega_m(r, t_0), h^{(0)}(r) \equiv H_{\perp 0}/(100 \text{ km sec}^{-1} \text{ Mpc}^{-1})$ is Garcia-Bellido & Haugboelle (2008b)

$$\Omega_m^{(0)}(r) = \Omega_{\text{out}} + (\Omega_{\text{in}} - \Omega_{\text{out}})f(r, r_0, \Delta), \quad (4.26)$$

$$h^{(0)}(r) = h_{\text{out}} + (h_{\text{in}} - h_{\text{out}})f(r, r_0, \Delta), \quad (4.27)$$

with

$$f(r, r_0, \Delta) = \frac{1 - \tanh[(r - r_0)/2\Delta]}{1 + \tanh(r_0/2\Delta)}, \quad (4.28)$$

representing the transition function of a shell of radius r_0 and thickness Δ . The six constants $\Omega_{\text{in}}, \Omega_{\text{out}}, h_{\text{in}}, h_{\text{out}}, r_0, \Delta$ completely fix the model. If $h_{\text{in}} > h_{\text{out}}$ we can mimic the accelerated expansion.

In order to compare the LTB model to observations we need to generalize two familiar concepts: redshift and luminosity distance. The redshift can be calculated through the equation (Alnes & Amarzguioui, 2006)

$$\frac{dz}{dr} = (1 + z) \frac{\dot{R}'}{\sqrt{1 + \beta}}, \quad (4.29)$$

where $R(t, r)$ must be calculated on the trajectory $t_p(r)$ and we must impose $z(r=0) = 0$. Every LTB function, e.g., $H_\perp(t, r)$, $R(t, r)$ etc. can be converted into line-of-sight functions of redshift by evaluating the arguments $r_p(z)$, $t_p(z)$ along the past light cone.

The proper area of an infinitesimal surface at $r, t = \text{constant}$ is given by $A = R^2(r, t) \sin \theta d\theta d\phi$. The angular diameter distance is the square root of $A/(\sin \theta d\theta d\phi)$ so that $d_A(z) = R(t_p(z), r_p(z))$. Since the Etherington duality relation $d_L = (1+z)^2 d_A$ remains valid in inhomogeneous models, we have (Kristian & Sachs, 1966)

$$d_L(z) = (1+z)^2 R(t_p(z), r_p(z)). \quad (4.30)$$

This clearly reduces to $d_L = (1+z)r(z)$ in the FLRW background. Armed with these observational tools, we can compare any LTB model to the observations.

Besides matching the SN Ia Hubble diagram, we do not want to spoil the CMB acoustic peaks and we also need to impose a local density Ω_{in} near 0.1-0.3, a flat space outside (to fulfill inflationary predictions), i.e. $\Omega_{\text{out}} = 1$, and finally the observed local Hubble value $h_{\text{in}} \approx 0.7 \pm 0.1$. The CMB requirement can be satisfied by a small value of h_{out} , since we know that to compensate for $\Omega_{\text{out}} = 1$ we need a small Hubble rate (remember that the CMB essentially constrains $\Omega_m^{(0)} h^2$). This fixes $h_{\text{out}} \approx 0.5$. So we are left with only r_0 and Δ to be constrained by SN Ia. As anticipated we expect r_0 to be near $z = 0.5$, which in the standard Λ CDM model gives a distance $r(z) \approx 2$ Gpc. An analysis using SN Ia data (Garcia-Bellido & Haugboelle, 2009) finds that $r_0 = 2.3 \pm 0.9$ Gpc and $\Delta/r_0 > 0.2$. Interestingly, a ‘‘cold spot’’ in the CMB sky could be attributed to a void of comparable size (Cruz et al., 2008; Masina & Notari, 2009).

There are many more constraints one can put on such large inhomogeneities. Matter inside the void moves with respect to CMB photons coming from outside. So the hot intracluster gas will scatter the CMB photons with a large peculiar velocity and this will induce a strong kinematic Sunyaev-Zel’dovich effect (Garcia-Bellido & Haugboelle, 2008c). Moreover, secondary photons scattered towards us by reionized matter inside the void should also distort the black-body spectrum due to the fact that the CMB radiation seen from anywhere in the void (except from the center) is anisotropic and therefore at different temperatures (Caldwell & Stebbins, 2008). These two constraints require the voids not to exceed 1 or 2 Gpc, depending on the exact modeling and are therefore already in mild conflict with the fit to supernovae.

Moreover, while in the FLRW background the function $H(z)$ fixes the comoving distance $\chi(z)$ up to a constant curvature (and consequently also the luminosity and angular diameter distances), in the LTB model the relation between $\chi(z)$ and $H_\perp(z)$ or $H_\parallel(z)$ can be arbitrary. That is, one can choose the two spatial free functions to be for instance $H_\perp(r, 0)$ and $R(r, 0)$, from which the line-of-sight values $H_\perp(z)$ and $\chi(z)$ would also be arbitrarily fixed. This shows that the ‘‘consistency’’ FLRW relation between $\chi(z)$ and $H(z)$ is violated in the LTB model, and in general in any strongly inhomogeneous universe.

Further below we discuss how this consistency test can be exploited by Euclid to test for large scale inhomogeneities. Recently, there has been an implementation of LTB models in large scale structure N-body simulations (Alonso et al., 2010), where inhomogeneities grow in the presence of a large-scale void and seen to follow the predictions of linear perturbation theory.

An interesting class of tests on large-scale inhomogeneities involve probes of the growth of structure. However, progress in making theoretical predictions has been hampered by the increased complexity of cosmological perturbation theory in the LTB spacetime, where scalar and tensor perturbations couple, for example (e.g. Clarkson et al. (2009)). Nevertheless, a number of promising tests of large-scale inhomogeneity using the growth of structure have been proposed. Alonso et al. (2012) used N-body simulations to modify the Press-Schechter halo mass function, introducing a sensitive dependence on the background shear. The shear vanishes in spatially-homogeneous models, and so a direct measurement of this quantity would put stringent constraints on the level of background inhomogeneity, independent of cosmological model assumptions. Furthermore, recent upper limits from the ACT and SPT experiments on the linear, all-sky kinematic Sunyaev-Zel’dovich signal at $\ell = 3000$, a probe of the peculiar velocity field, appear to put strong constraints

on voids (Zibin & Moss (2011)). This result depends sensitively on theoretical uncertainties on the matter power spectrum of the model, however.

Purely geometric tests involving large-scale structure have been proposed, which neatly sidestep the perturbation theory issue. The Baryon Acoustic Oscillations (BAO) measure a preferred length scale, $d(z)$, which is a combination of the acoustic length scale, l , set at matter-radiation decoupling, and projection effects due to the geometry of the Universe, characterized by the volume distance, $D_V(z)$. In general, the volume distance in an LTB model will differ significantly from that in the standard model, even if the two predict the same SN Ia Hubble diagram and CMB power spectrum. Assuming that the LTB model is almost homogeneous around the decoupling epoch, l may be inferred from CMB observations, allowing the purely geometric volume distance to be reconstructed from BAO measurements. It has been shown by Zumalacarregui et al. (2012) that, based on these considerations, recent BAO measurements effectively rule-out giant void models, independent of other observational constraints.

The tests discussed so far have been derived under the assumption of a homogeneous Big Bang (equivalent to making a particular choice of the bang time function). Allowing the Big Bang to be inhomogeneous considerably loosens or invalidates some of the constraints from present data. It has been shown (Bull et al. (2012)) that giant void models with inhomogeneous bang times can be constructed to fit the SN Ia data, WMAP small-angle CMB power spectrum, and recent precision measurements of h simultaneously. This is contrary to claims by, e.g. Riess et al. (2011), that void models are ruled out by this combination of observables. However, the predicted kinematic Sunyaev-Zel'dovich signal in such models was found to be severely incompatible with existing constraints. When taken in combination with other cosmological observables, this also indicates a strong tension between giant void models and the data, effectively ruling them out.

4.3.4 Inhomogeneous models: Backreaction

In general, we would like to compute directly the impact of the inhomogeneities, without requiring an exact and highly symmetric solution of Einstein's equations like FLRW or even LTB. Unfortunately there is no easy way to approach this problem. One ansatz tries to construct average quantities that follow equations similar to those of the traditional FLRW metric, see e.g. Buchert (2000); Rasanen (2004, 2006); Buchert (2008). This approach is often called *backreaction* as the presence of the inhomogeneities acts on the background evolution and changes it. In this framework, it is possible to obtain a set equations, often called Buchert equations, that look surprisingly similar to the Friedmann equations for the averaged scale factor $a_{\mathcal{D}}$, with extra contributions:

$$3 \left(\frac{\dot{a}_{\mathcal{D}}}{a_{\mathcal{D}}} \right)^2 - 8\pi G \langle \varrho \rangle_{\mathcal{D}} - \Lambda = - \frac{\langle \mathcal{R} \rangle_{\mathcal{D}} + \mathcal{Q}_{\mathcal{D}}}{2}, \quad (4.31)$$

$$3 \frac{\ddot{a}_{\mathcal{D}}}{a_{\mathcal{D}}} + 4\pi G \langle \varrho \rangle_{\mathcal{D}} - \Lambda = \mathcal{Q}_{\mathcal{D}}, \quad (4.32)$$

Here \mathcal{R} is the 3-Ricci scalar of the spatial hypersurfaces and \mathcal{Q} is given by

$$\mathcal{Q}_{\mathcal{D}} = \frac{2}{3} \left\langle (\theta - \langle \theta \rangle_{\mathcal{D}})^2 \right\rangle_{\mathcal{D}} - 2 \langle \sigma^2 \rangle_{\mathcal{D}}. \quad (4.33)$$

i.e. it is a measure of the variance and shear of the expansion rate θ . We see that this quantity, if it positive, can induce an accelerated growth of $a_{\mathcal{D}}$, which suggests that observers would conclude that the Universe is undergoing accelerated expansion.

However, it is not possible to directly link this formalism to observations. A first step can be done by imposing by hand an effective, average geometry with the help of a template metric that only holds on average. The probably simplest first choice is to impose on each spatial hypersurface a spatial metric with constant curvature, by imagining that the inhomogeneities have been smoothed out. But in general the degrees of freedom of this metric (scale factor and spatial curvature) will

not evolve as in the FLRW case, since the evolution is given by the full, inhomogeneous universe, and we would not expect that the smoothing of the inhomogeneous universe follows exactly the evolution that we would get from the smoothed universe. For example, the average curvature could grow over time, due to the collapse of overdense structure and the growth (in volume) of the voids. Thus, unlike in the FLRW case, the average curvature in the template metric should be allowed to evolve. This is the case that was studied in Larena et al. (2009).

While the choice of template metric and the Buchert equations complete the set of equations, there are unfortunately further choices that need to be made. Firstly, although there is an integrability condition linking the evolution of $\langle \mathcal{R} \rangle_{\mathcal{D}}$ and $\mathcal{Q}_{\mathcal{D}}$ and in addition a consistency requirement that the effective curvature $\kappa(t)$ in the metric is related to $\langle \mathcal{R} \rangle_{\mathcal{D}}$, we still need to impose an overall evolution by hand as it was not yet possible to compute this from first principles. We assumed a scaling solution $\langle \mathcal{R} \rangle_{\mathcal{D}} \propto a_{\mathcal{D}}^n$, with n a free exponent. In a dark energy context, this scaling exponent n corresponds to an effective dark energy with $w_{\mathcal{D}} = -(n+3)/3$, but in the backreaction case with the template metric the geometry is different from the usual dark energy case. A perturbative analysis (Li & Schwarz, 2007) found $n = -1$, but of course this only an indication of the possible behaviour as the situation is essentially non-perturbative.

The second choice concerns the computation of observables. Larena et al. (2009) studied distances to supernovae and the CMB peak position, effectively another distance. The assumption taken was that distances could be computed within the averaged geometry as if this was the true geometry, by integrating the equation of radial null geodesics. In other words, the effective metric was taken to be the one that describes distances correctly. The resulting constraints are shown in Fig. 4.4. We see that the leading perturbative mode ($n = 1$) is marginally consistent with the constraints, but overall we would need a stronger backreaction effect than naively expected. These contours should be regarded as an indication of what kind of backreaction is needed if it is to explain the observed distance data.

One interesting point, and maybe the main point in light of the discussion in the following section, is that the averaged curvature needs to become necessarily very large at late times due to the link between it and the backreaction term \mathcal{Q} , in order to explain the data. Just as in the case of a huge void, this effective curvature makes the backreaction scenario testable to some degree with future large surveys like Euclid.

4.4 Reconstructing the global curvature at different redshifts

Clarkson et al. (2008) presented an observational test for the Copernican Principle which relies on the consistency relation between expansion rate and angular diameter distance. Here we discuss the implications for Euclid.

Let us recall that the angular diameter distance in a FLRW model can be written as:

$$D_A(z) = \frac{1}{1+z} \frac{1}{H_0 \sqrt{-\Omega_K^{(0)}}} \sin \left(\sqrt{-\Omega_K^{(0)}} \int_0^z dz' \frac{H_0}{H(z')} \right). \quad (4.34)$$

where $\Omega_K^{(0)}$ is the curvature parameter *today*.

We can invert the last equation to obtain an expression for the curvature parameter that depends on the Hubble parameter H and comoving angular diameter distance $D(z) = (1+z)D_A(z)$ only, see Clarkson et al. (2008):

$$\Omega_K^{(0)} = \frac{[H(z)D'(z)]^2 - 1}{[H_0 D(z)]^2} \quad (4.35)$$

where here the prime refers to the derivative with respect the redshift. Then Eq. (4.35) tells us

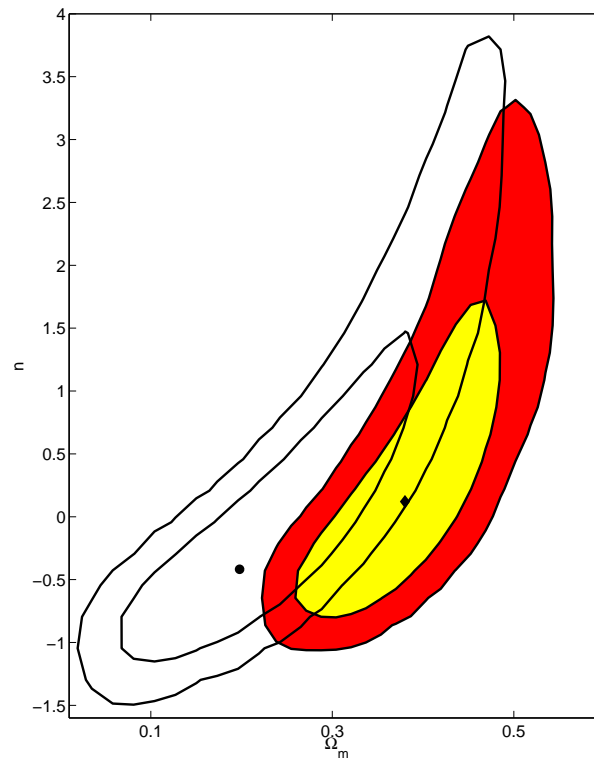


Figure 4.4: Supernovae and CMB constraints in the $(\Omega_m^{D_0}, n)$ plane for the averaged effective model with zero Friedmannian curvature (filled ellipses) and for a standard flat FLRW model with a quintessence field with constant equation of state $w = -(n + 3)/3$ (black ellipses). The disk and diamond represent the absolute best-fit models respectively for the standard FLRW model and the averaged effective model.

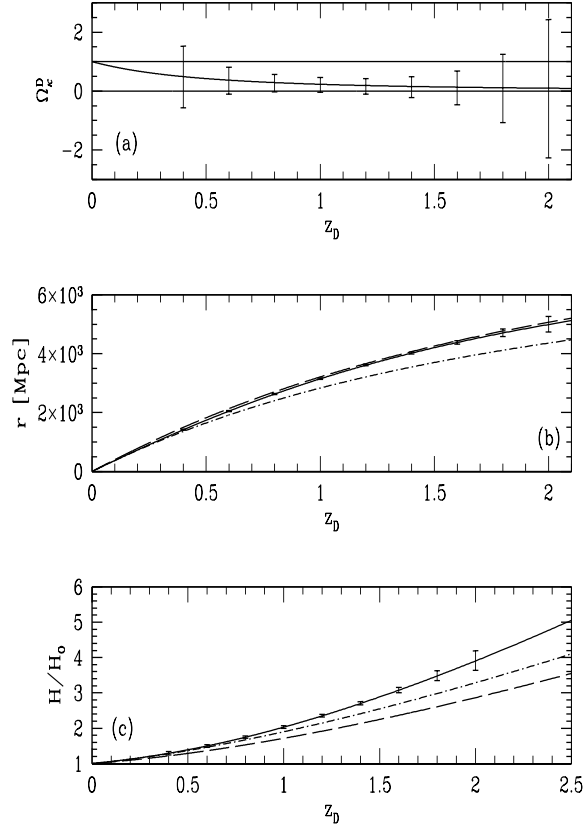


Figure 4.5: Upper panel: Evolution of $\Omega_k(z_D)$ as a function of redshift for the absolute best-fit averaged model represented by the diamond in Fig. 4.4. One can see that all positively curved FLRW models ($\Omega_{k,0} < 0$) and only highly negatively curved FLRW models ($\Omega_{k,0} > 0.5$) can be excluded by the estimation of $\Omega_k(z_D)$. Central panel: Evolution of the coordinate distance for the best-fit averaged model (solid line), for a Λ CDM model with $\Omega_{m,0} = 0.277$, $\Omega_\Lambda = 0.735$ and $H_0 = 73$ km/s/Mpc (dashed line), and for the FLRW model with the same parameters as the best-fit averaged model (dashed-dotted line). Lower panel: Evolution of the Hubble parameter H/H_0 for the best-fit averaged model (solid line), the FLRW model with the same parameters as the averaged best-fit model (dashed-dotted line), and for the same Λ CDM model as in the central panel (dashed line). The error bars in all panels correspond to the expectations for future large surveys like Euclid.

how the curvature parameter can be measured from the distance and the Hubble rate observations, in a model-independent way.

The idea is then to measure the curvature parameter $\Omega_K^{(0)}$ at different redshifts. Let us consider again Eq. (4.35); if we are in a FLRW universe then $\Omega_K^{(0)}$ should be independent of redshift, i.e. its derivative with respect to z should be zero

$$\mathcal{C}(z) = \frac{d\Omega_K^{(0)}}{dz} = 0. \quad (4.36)$$

If it happens that $\mathcal{C}(z) \neq 0$ even at a single redshift then this means the large-scale universe is not homogeneous.

A possible test to measure $\Omega_K^{(0)}$ at various redshifts is provided by baryon acoustic oscillations. Observing the features of BAO in the galaxy power spectrum in both angular (orthogonal to the line of sight L_\perp) and radial direction (along the line of sight L_\parallel) allows us to measure with a great accuracy both $D_A(z)$ and $H(z)$, respectively.

If the geometry is not FLRW, then the standard BAO will be deformed in three different ways:

1. The sound horizon scale, which is the characteristic ruler, will be different in the \perp and \parallel directions and it will be also different from that for the FLRW universe.
2. Even if the sound horizon were isotropic at decoupling, the subsequent expansion in the \perp and \parallel directions will be different just because they will be governed by two distinct Hubble parameters: H_\perp and H_\parallel .
3. The redshift distortion parameter will be different because it will depend on the background expansion.

Also the growth factor will be modified, perhaps in a scale dependent way. If the true underlying model is radically inhomogeneous, but we assume a FLRW in interpreting the observations, the derived cosmological parameters will be biased (or unphysical) and the parameters derived from BAO data will be different from those measured by SNIa and/or lensing. As argued also in different contexts, a mismatch on the value of one of more parameters may indicate that we are assuming a wrong model.

We show here the sensitivity that can be reached with an experiment like Euclid for the curvature parameter $\Omega_K^{(0)}$ (L. Amendola and D. Sapone in preparation). We choose a redshift survey with a depth of $z = 1.6$ and consider different redshift bins.

In Fig. (4.6) we show the first $1-\sigma$ absolute errors on the curvature parameter for different redshift bins that can be obtained measuring the Hubble parameter and the angular diameter distance. In obtaining these errors we used Fisher-based forecasts for the radial and angular BAO signal following Seo & Eisenstein (2003a); Eisenstein et al. (2007), as dicussed in Sec. 1.7.3.

The sensitivity that can be reached with an experiment like Euclid is extremely high; we can measure the curvature parameter better than 0.02 at redshift of the order of $z \simeq 1$. This will allow us to discriminate between FLRW and averaged cosmology as for example illustrated in Fig. 4.7.

An alternative to measuring the global curvature is to measure the shear of the background geometry. If there is large inhomogeneous void then a congruence of geodesics will not only expand but also suffer shear (Garcia-Bellido & Haugboelle, 2009). The amount of shear will depend on the width and magnitude of the transition between the interior of the void and the asymptotic Einstein-de Sitter universe. Normalizing the shear w.r.t. the overall expansion, one finds (Garcia-Bellido & Haugboelle, 2009)

$$\varepsilon = \frac{H_\perp(z) - H_\parallel(z)}{2H_\perp + H_\parallel} \simeq \frac{1 - H_\parallel(z) \partial_z \left[(1+z) d_A(z) \right]}{3H_\parallel(z) d_A(z) + 2 \left(1 - H_\parallel(z) \partial_z \left[(1+z) d_A(z) \right] \right)}. \quad (4.37)$$

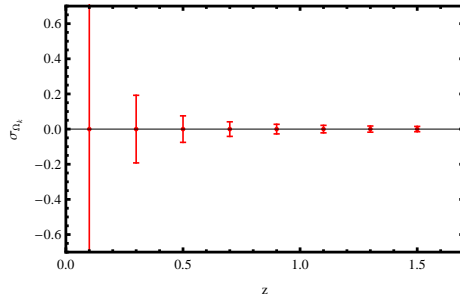


Figure 4.6: Relatives errors on Ω_K for our benchmark survey for different redshifts.

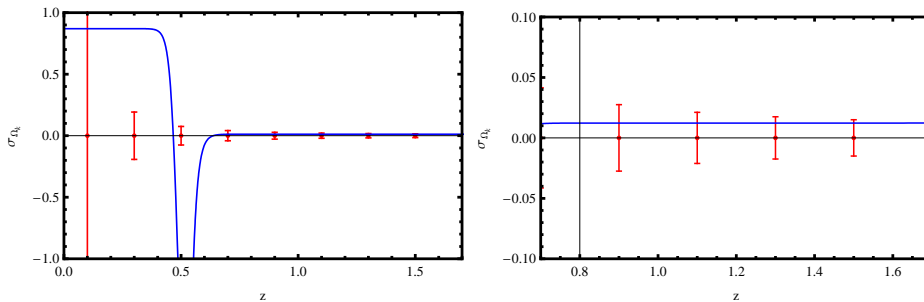


Figure 4.7: Left same as fig.4.6 but now with superimposed the prediction for the Lemaitre-Tolman-Bondi model considered by Garcia-Bellido & Haugbølle (2008). Right: zoom in the high-redshift range.

Clearly in homogeneous FRW universes, the shear vanishes identically since $H_{\perp} = H_{\parallel} = H$. Also note that the function $H_{\parallel}(z)d_A(z)$ is nothing but the Alcock-Paczynski factor, which is normally used as a geometric test for the existence of vacuum energy in Λ CDM FRW models.

4.5 Speculative avenues: non-standard models of primordial fluctuations

In this section we explore other non-conventional scenarios that challenge our understanding of the Universe. Here we present models that include mechanisms for primordial anisotropy in the fluctuation spectrum, due to space-time non commutativity, to inflationary vector fields or to superhorizon fluctuations. Since inflation can occur at high energies for which we lack robust direct experimental probes, it is reasonable to pay attention on possible deviations from some standard properties of low energy physics. We review these here and point out possible observables for the Euclid project.

4.5.1 Probing the quantum origin of primordial fluctuations

Conventionally, the 2-point correlation function of a random variable $X(\vec{k}, t)$ is regarded as a classical object, related to the power spectrum P_X via the relation

$$\langle X(\vec{k}, t)X(\vec{k}', t) \rangle = (2\pi)^3 \delta(\vec{k} - \vec{k}') P_X(k), \quad (4.38)$$

where $k = |\vec{k}|$.

When we look at $X(\vec{k}, t)$ in terms of a *quantum field* in momentum space, we need to reinterpret the average $\langle \dots \rangle$ as the expectation value of the 2-point function over a determined quantum state.

This raises several issues that are usually ignored in a classical analysis. For instance, the value of the expectation value depends in the algebra of the annihilation and creation operators that compose the field operator. Non-trivial algebra such as noncommutative, leads to nontrivial power spectra. Also, the quantum expectation value depends on the state of the field, and different choices can lead to radically different results.

Suppose that $\varphi(\vec{x}, t)$ represents a perturbation propagating on an inflationary background. Upon quantization, we have

$$\hat{\varphi}(\vec{x}, t) = (2\pi)^{-3/2} \int d^3k \left[\varphi_k(t) \hat{a}_{\vec{k}} e^{i\vec{k}\cdot\vec{x}} + \varphi_k^*(t) \hat{a}_{\vec{k}}^\dagger e^{-i\vec{k}\cdot\vec{x}} \right], \quad (4.39)$$

where $\hat{a}_{\vec{k}}$ is the usual annihilation operator. When calculated in the limit $\vec{k} \rightarrow \vec{k}'$, the expectation value of the two-point function in coordinate space diverges, signaling the breakdown of the theory at short distances. From the quantum field theory perspective, this means that the expectation value needs to be regularized in the ultraviolet (UV). It has been argued that this has in specific scenarios sizable effects on the observable spectrum see e.g. Agulló et al. (2010), see however e.g. Durrer et al. (2009) for a contrary viewpoint.

In addition to UV divergences, there are infrared (IR) ones in long-range correlations. Usually, one tames these by putting the Universe in box and cutting off super-horizon correlations. However, several authors have recently proposed more sensible IR regulating techniques, see e.g. Giddings & Sloth (2010); Koivisto & Prokopec (2011). Very natural way to obtain IR finite results are to take into account the presence of tiny spatial curvature or a pre-inflationary phase which alters the initial conditions Janssen & Prokopec (2009); Koivisto & Prokopec (2011). In principle these regularizations will leave an imprint in the large-scale structure data, in the case that regularization scale is not too far beyond the present horizon scale. If this pre-inflationary phase is characterized by modified field theory, such as modified dispersion relations or lower dimensional effective gravity, the scalar and tensor power spectra show a modification whose magnitude is model-dependent, see e.g. Rinaldi (2010).

The two-point function of a scalar field is constructed from basic quantum field theory, according to a set of rules determined in the context of relativistic quantum mechanics. In particular, the usual commutation rules between position and momentum are promoted to commutation rules between the field and its canonical conjugate. A modification of the fundamental quantum mechanical commutation rules can be easily generalized to field theory. The most popular case is represented by noncommutative geometry, which implies that coordinate operators do not commute, i.e.

$$[\hat{x}^\mu, \hat{x}^\nu] = i\theta^{\mu\nu}, \quad (4.40)$$

where $\theta^{\mu\nu}$ is an anti-symmetric matrix, usually taken to be constant, see e.g. Snyder (1947); Connes (1990). There are many fundamental theories that phenomenologically reduce to an ordinary field theory over a noncommutative manifold, from string theory to quantum gravity. It is therefore important to consider the possibility that noncommutative effects took place during the inflationary era and try to extract some prediction.

One can construct models where the inflationary expansion of the Universe is driven by non-commutative effects, as in Alexander et al. (2003); Rinaldi (2009). In this kind of models, there is no need for an inflaton field and noncommutativity modifies the equation of state in the radiation-dominated Universe in a way that it generates a quasi-exponential expansion. The initial conditions are thermal and not determined by a quantum vacuum. For the model proposed in Alexander et al. (2003), the predictions for the power spectra have been worked out in Koh & Brandenberger (2007). Here, Brandenberger and Koh find that the spectrum of fluctuations is nearly scale invariant, and shows a small red tilt, the magnitude of which is different from what is obtained in a usual inflationary model with the same expansion rate.

On the other hand, noncommutativity could introduce corrections to standard inflation. Such perhaps less radical approach consists in assuming the usual inflaton-driven background, where

scalar and tensor perturbations propagate with a Bunch and Davies vacuum as initial condition, but are subjected to noncommutativity at short distance. It turns out that the power spectrum is modified according to (see e.g. Koivisto & Mota (2010), and references therein)

$$P = P_0 e^{H\vec{\theta}\cdot\vec{k}}, \quad (4.41)$$

where H is the Hubble parameter, P_0 is the usual commutative spectrum, and $\vec{\theta}$ is the vector formed by the θ^{0i} components of $\theta^{\mu\nu}$. This prediction can be obtained by using a deformation of statistics in noncommutative spacetime on the usual inflationary computation. It can be also derived in an alternative way beginning from an effective deformation of the Heisenberg algebra of the inflaton field. The most important aspect the result is that the spectrum becomes direction-dependent. The perturbations thus distinguish a preferred direction given by the vector $\vec{\theta}$ that specifies the noncommutativity between space and time.

Furthermore, it is interesting that the violation of isotropy can also violate parity. This could provide a what seem quite unique property of possible signatures in the CMB and large scale structure. However, these is also an ambiguity with the predictions of the simplest models, which is related to interpretation of noncommuting quantum observables at the classical limit. This is evident from the fact that has to consider an effectively imaginary $\vec{\theta}$ in the above formula (4.41). Reality of physical observables requires the odd parity part of the spectrum (4.41) to be imaginary. The appearance of this imaginary parameter $\vec{\theta}$ into the theory may signal the unitary violation that has been reported in theories of time-space noncommutativity. It is known that the Seiberg-Witten map to string theory applies only for space-space noncommutativity Seiberg & Witten (1999). Nevertheless, the phenomenological consequence that the primordial fluctuations can distinguish handedness, seems in principle a physically perfectly plausible - though speculative - possibility, and what ultimately renders it very interesting is that we can test by cosmological observations. Thus, while lacking the completely consistent and unique noncommutative field theory, we can parameterize the ambiguity by a phenomenological parameter whose correct value is left to be determined observationally. The parameter $\alpha \in [0, 1]$ can be introduced Koivisto & Mota (2010) to quantify the relative amplitude of odd and even contributions in such a way that $P = \alpha P^+ + i(1 - \alpha)P^-$, where $P^\pm = (P(\vec{k}) \pm P(-\vec{k}))/2$.

The implications of the anisotropic power spectra, such as (4.41), to the large scale structure measurements, is discussed below in subsection 4.5.3. Here we proceed to analyze some consequences of the noncommutativity relation (4.40) to the higher order correlations of cosmological perturbations. We find that they can violate both isotropy and parity symmetry of the FRW background. In particular, the latter effect persists also in the case $\alpha = 1$. The $\alpha = 1$ corresponds to the prescription in Ref. Akofer et al. (2008) and in the remainder of this subsection we restrict to this case for simplicity. Thus, even when we choose this special prescription where the power spectrum is even, higher order correlations will violate parity. This realizes the possibility of odd bispectrum that was recently contemplated upon in Ref. Kamionkowski & Souradeep (2011).

More precisely, the functions B defined above for the three-point function of the curvature perturbation can be shown to have the form

$$\begin{aligned} B_\Phi(\vec{k}_1, \vec{k}_2, \vec{k}_3) &= 2 \cos(\vec{k}_1 \wedge \vec{k}_2) \left(\cosh(2H\vec{\theta} \cdot \vec{k}_3) P_0(\vec{k}_1) P_0(\vec{k}_2) f_s(\vec{k}_3) + 2 \text{ perm.} \right) \\ &- 2i \sin(\vec{k}_1 \wedge \vec{k}_2) \left(\sinh(2H\vec{\theta} \cdot \vec{k}_3) P_0(\vec{k}_1) P_0(\vec{k}_2) f_s(\vec{k}_3) + 2 \text{ perm.} \right), \end{aligned} \quad (4.42)$$

where the function $f(k)$ is

$$f_s(k) = \frac{N''}{2N'^2} \left(1 + n_{f_{\text{NL},0}} \ln \frac{k}{k_p} \right), \quad (4.43)$$

k_p being a pivot scale and primes denoting derivatives with respect to the inflaton field. The quantity $n_{f_{\text{NL},0}}$ is the scale dependence in the commutative case explicitly given by

$$n_{f_{\text{NL},0}} = \frac{N'}{N''} \left(-3\eta + \frac{V'''}{3H^2} \right). \quad (4.44)$$

The spatial components of the noncommutativity matrix θ_{ij} enter the bispectrum through the phase $\vec{k}_1 \wedge \vec{k}_2 = k_1^i k_2^j \theta_{ij}$. They do not appear in the results for the spectrum and therefore affect only the non-Gaussian statistics of primordial perturbations.

We now focus on this part in the following only and set all components of $\vec{\theta}$ equal to zero. This gives

$$f_{\text{NL},\theta} = \frac{5}{3} \cos(\vec{k}_1 \wedge \vec{k}_2) \frac{P_0(k_1)P_0(k_2)f(k_3) + 2 \text{ perm.}}{P_0(k_1)P_0(k_2) + 2 \text{ perm.}}, \quad (4.45)$$

where the only contribution from the noncommutativity is the prefactor involving the wedge product. This affects the scale dependence of $n_{f_{\text{NL},\theta}}$ and can hence be constrained observationally. For example, computing the scale-dependence for shape preserving variations of the momentum space triangle, $\vec{k}_i \rightarrow \lambda \vec{k}_i$, defined as

$$n_{f_{\text{NL},\theta}} = \left. \frac{\partial \ln |f_{\text{NL},\theta}(\lambda \vec{k}_1, \lambda \vec{k}_2, \lambda \vec{k}_3)|}{\partial \ln \lambda} \right|_{\lambda=1}, \quad (4.46)$$

we find, in the present case

$$n_{f_{\text{NL},\theta}} = -2k_1^i k_2^j \theta_{ij} \tan(k_1^i k_2^j \theta_{ij}) + n_{f_{\text{NL},0}}. \quad (4.47)$$

where $n_{f_{\text{NL},0}}$ given by (4.44) is the result in the commuting case. The part dependent on θ_{ij} arises purely from noncommutative features. The Euclid data can be used to constrain the scale dependence of the non-linearity parameter $f_{\text{NL},\theta}$, and the scale dependence could therefore place interesting bounds on θ_{ij} . We note however that the amplitude of the nonlinearity is not enhanced by the purely spatial noncommutativity, but is given by the underlying inflationary model. The amplitude on the other hand is exponentially enhanced by the possible timespace noncommutativity.

Moreover, it is worth noting that the result (4.47) depends on the wavevectors \vec{k}_1 and \vec{k}_2 and hence on the shape of the momentum space triangle. This is in contrast with the commutative case, where the scale dependence is given by the same result (4.44) for all shape preserving variations, $\vec{k}_i \rightarrow \lambda \vec{k}_i$, regardless of triangle shape. This allows, in principle, to distinguish between the contributions arising from the noncommutative properties of the theory and from the standard classical inflationary physics or gravitational clustering.

To recapitulate, parity violations in the statistics of large-scale structures would be a smoking gun signature of timespace noncommutativity at work during inflation. Moreover, purely spatial noncommutativity predicts peculiar features in the higher order correlations of the perturbations, and in particular these can be most efficiently detected by combining information of the scale- and shape-dependence of nongaussianity. As discussed earlier in this document, these information are extractable from the Euclid data.

4.5.2 Early-time anisotropy

Besides the noncommutative effects seen in the previous section, anisotropy can be generated by the presence of anisotropic fields at inflation. Such could be spinors, vectors or higher order forms which modify the properties of fluctuations in a direction-dependent either directly through perturbation dynamics or by causing the background to inflate slightly anisotropically. The most common alternative is vector fields (see Sec.4.5.2) Whereas a canonical scalar field easily inflates the universe if suitable initial conditions are chosen, it turns out that it much less straightforward to construct vector field alternatives. In particular, one must maintain a sufficient level of isotropy of the universe, achieve slow roll and keep perturbations stable. Approaches to deal with the anisotropy have based on a "triad" of three identical vectors aligned with the three axis (Armendariz-Picon, 2004), a large number of randomly oriented fields averaging to isotropy (Golovnev et al., 2008), time-like (Koivisto & Mota, 2008) or subdominant (Dimopoulos & Karciuskas, 2008) fields. There are

many variations of inflationary scenarios involving vector fields, and in several cases the predictions to the primordial spectra of perturbations have been worked out in detail, see e.g. Watanabe et al. (2010). The generic prediction is that the primordial perturbation spectrum become statistically anisotropic, see e.g. Ackerman et al. (2007).

Anisotropy could be also regarded simply as a trace of the initial conditions set before inflation. One then assumes that inflation has lasted just about the 60-efolds so that the largest observable scales were not yet smoothed out, or isotropized, by the early inflationary expansion (Pitrou et al., 2008). Such scenario can also be linked to various speculative ideas of preinflationary physics such as gravitational tunneling into an anisotropic universe, see e.g. Adamek et al. (2010).

Also in this case the interest in such possibilities has been stimulated by several anomalies observed in the temperature WMAP maps, see Copi et al. (2010) for a recent review (some of them were also present in the COBE maps). Their statistical evidence is quite robust w.r.t. the increase of the signal-to-noise ratio over the years of the WMAP mission and to independent tests by the international scientific community, although the a posteriori choice of statistics could make their interpretation difficult, see Bennett (2011). Apart from those already mentioned in Sec. 4.3.1, these anomalies include an alignment between the harmonic quadrupole and octupole modes in the temperature anisotropies (de Oliveira-Costa et al. (2004b)), an asymmetric distribution of CMB power between two hemispheres, or dipole asymmetry (Eriksen et al. (2004b)), the lack of power of the temperature two-point correlation function on large angular scales ($> 60^\circ$), asymmetries in the even vs. odd multipoles of the CMB power spectra (parity symmetry breaking), both at large (Kim & Naselsky (2010a), Gruppuso et al. (2010)) and intermediate angular scales (Bennett (2011)). Some of the anomalies could be connected among each other, e.g. the CMB parity breaking has been recently linked to the lack of large-scale power Maris et al. (2010), Copi et al. (2007), Kim & Naselsky (2010b)).

Vector field models

Various inflationary models populated by vector fields can be described with a lagrangian of the following form

$$L_{vector} = -\frac{1}{4}f(\varphi)F_{\mu\nu}F^{\mu\nu} + \frac{1}{2}m^2B_\mu B^\mu, \quad (4.48)$$

where $F_{\mu\nu} \equiv \partial_\mu B_\nu - \partial_\nu B_\mu$, and $f(\varphi)$ is a suitable function of the inflaton field. A Lagrangian containing just the standard kinetic term $F_{\mu\nu}F^{\mu\nu}$ would be conformally invariant thus preventing fluctuations of the vector field B_μ to be excited on super-horizon scales. Contrary to the case of a light scalar field, large-scale primordial perturbations of the vector field can be generated during inflation if the vector field is sufficiently massive (with $m^2 \approx -2H^2$). This Lagrangian includes the case of a massive (curvaton) vector field (when $f \equiv 1$) studied by Dimopoulos (2006); Dimopoulos & Karčiauskas (2008) and where the mass of the vector field is acquired via a non-minimal coupling to gravity to break conformal invariance. For some of these models there are actually some instability issues about the evolution of the primordial longitudinal perturbation modes of the vector field (Himmetoglu et al. (2009b), Himmetoglu et al. (2009a)). The models with varying kinetic function (when $f(\varphi)$ is switched on) allows to overcome these difficulties, since in this case the longitudinal mode is gauged-away. They have been studied in various context (e.g. Yokoyama & Soda (2008), Dimopoulos et al. (2010)). The Ackerman-Carroll-Wise models, (Ackerman et al. (2007)), employ a different Lagrangian of the form $L_{vector} = -\frac{1}{4}F_{\mu\nu}F^{\mu\nu} + \lambda(B^\mu B_\mu - m^2)$, so that the norm of the vector field is fixed by the Lagrangian multiplier λ . In these models (where inflation is driven by an inflaton field) the main effect of the vector field is a slightly anisotropic background evolution described by a metric, with $c(t) = b(t)$ with a backreaction on the inflaton field fluctuations, rather than the vector field perturbations themselves. Another possibility that has been explored is based on a non-Abelian gauge $SU(2)$ vector multiplet (Bartolo et al. (2009b), Bartolo et al. (2009a)), providing a realistic model of gauge interactions neglected so far.

A general prediction from all these scenarios is that the power spectrum of primordial perturbations can be written as

$$P(\mathbf{k}) = P(k) \left[1 + g(k)(\hat{\mathbf{k}} \cdot \hat{\mathbf{n}})^2 \right], \quad (4.49)$$

where $g(k)$ is the amplitude of the rotational invariance breaking (statistical isotropy breaking) induced by a preferred direction \mathbf{n} . Thus the power spectrum is not just a function of k but it depends on the wavevector \mathbf{k} . Usually the preferred direction is related to the vector fields $n^i \propto B^i$ while the amplitude is related to the contribution of the vector field perturbations to the total curvature perturbation $g \sim P_{\zeta B}/P_{\zeta}$.

However, beyond the various concrete realizations, the expression (4.49), first introduced in Ackerman et al. (2007), provides a robust and useful way to study observable consequences of a preferred direction during inflation and also a practical template for comparison with observations (see below). Usually the amplitude $g(k)$ is set to a constant g_* . A generalization of the above parametrization is $P(\mathbf{k}) = P(k) \left[1 + \sum_{LM} g_{LM}(k) Y_{LM}(\hat{\mathbf{k}}) \right]$, where $Y_{LM}(\hat{\mathbf{k}})$ are spherical harmonics with only even multipoles $L \geq 2$ (Pullen & Kamionkowski (2007)). Interestingly enough, inflationary models with vector fields can also generate higher-order correlators, such as bispectrum and trispectrum, which display anisotropic features as well (e.g., Yokoyama & Soda (2008), Karčiauskas et al. (2009), Bartolo et al. (2009b), Bartolo et al. (2009a)).

Modulated perturbations

The alignment of low CMB multipoles and the hemispherical power asymmetry observed in the CMB anisotropies can find an explanation in some models where the primordial gravitational perturbation is the result of fluctuations within our Hubble volume, modulated by superhorizon fluctuations. The primordial gravitational perturbation can thus be thought of as a product of two fields $\Phi_1(\mathbf{x})$ and $\Phi_2(\mathbf{x})$ (Dvorkin et al. (2008), and Refs. therein)

$$\Phi(\mathbf{x}) = \Phi_1(\mathbf{x}) [1 + \Phi_2(\mathbf{x})], \quad (4.50)$$

with $\Phi_2(\mathbf{x})$ which has only superhorizon fluctuations, so that within a given Hubble volume it takes a fixed value, while $\Phi_1(\mathbf{x})$ has subhorizon stochastic fluctuations within that volume. The result is that an observer within our Hubble volume would see broken statistical homogeneity from the modulation on large scales of $\Phi_1(\mathbf{x})$, and also broken statistical isotropy from the gradient of the modulating field $\Phi_2(\mathbf{x})$. The dipole modulation $\delta T(\hat{\mathbf{p}})/T = S(\hat{\mathbf{p}}) [1 + A(\hat{\mathbf{p}} \cdot \hat{\mathbf{n}})]$ used for CMB by, e.g., Eriksen et al. (2007) and Hanson & Lewis (2009) (or for LSS Hirata (2009)) to explain the hemispherical asymmetry falls within the parametrization of Eq. (4.50). A scenario with a dipole modulation has been realized in some concrete and detailed models, such as those involving adiabatic and isocurvature modulating perturbations from a curvaton field (Erickcek et al. (2008) and Erickcek et al. (2009)).

4.5.3 Current and future constraints from CMB and LSS on an anisotropic power spectrum

Groeneboom & Eriksen (2009), using WMAP-5 year data (up to multipoles $\ell = 400$), claimed a detection of a quadrupolar power spectrum of the form of Eq. (4.49) at more than 3σ ($g_* = 0.15 \pm 0.039$) with preferred direction $(l, b) = (110^\circ, 10^\circ)$. Subsequently this result has been put under further check. Hanson & Lewis (2009) confirmed this effect at high statistical significance, pointing out however that beam asymmetries could be a strong contaminant (see also Hanson et al. (2010)). The importance of this systematic effect is somewhat debated: Groeneboom et al. (2010), including polarization and beam asymmetries analysis excluded that the latter can be responsible for the observed effect. Their claim is a 9σ detection with $g_* = 0.29 \pm 0.031$. However the preferred direction shifted much closer to the ecliptic poles, which is probably an indication that some unknown systematic is involved and must be corrected in order to obtain true constraints

on any primordial modulation. Foregrounds and noise are disfavoured as possible systematic effects (Bennett, 2011; Groeneboom & Eriksen, 2009). Thus the cause of this kind of asymmetry is not definitely known. PLANCK should be able to detect a power quadrupole as small as 2% (at 3σ) (Pullen & Kamionkowski, 2007; Groeneboom & Eriksen, 2009; Groeneboom et al., 2010). It is of course desirable to test this (and other anisotropic effects) with other techniques.

What about Large-Scale Structure Surveys? Up to now there are just few analysis testing anisotropies in large-scale structure surveys, but all of them have been crucial, indicating that large-scale structure surveys such as Euclid offer a promising avenue to constrain these features.

Hirata (2009) used high-redshift quasars from the Sloan Digital Sky Survey to rule out the simplest version of dipole modulation of the primordial power spectrum. In comparison the Planck mission using the CMB hemispherical asymmetry would only marginally distinguish it from the standard case Eriksen et al. (2007). The constraints obtained by high-redshift quasars require an amplitude for the dipole modulation 6 times smaller than the one required by CMB. This would disfavour the simple curvaton spatial gradient scenario (Erickcek et al., 2008) proposed to generate this dipole modulation. Only a curvaton scenario with a non-negligible fraction of isocurvature perturbations at late times could avoid this constraint from current high-redshift quasars (Erickcek et al., 2009).

Pullen & Hirata (2010) considered a sample of photometric Luminous red galaxies from the SDSS survey to assess the quadrupole anisotropy in the primordial power spectrum of the type described by Eq. (4.49). The sample is divided into 8 redshift slices (from $z = 0.2$ up to $z = 0.6$), and within each slice the galaxy angular power spectrum is analyzed. They also accounted for possible systematic effects (such as a modulation of the signal and noise due to a slow variation of the photometric calibration errors across the survey) and redshift-space distortion effects. In this case (Pullen & Hirata, 2010)

$$C_g(\mathbf{n}, \mathbf{n}') = \langle \delta_g(\mathbf{n})\delta_g(\mathbf{n}') \rangle = \sum_l \frac{2l+1}{4\pi} C_{g,l} P_l(\mathbf{n} \cdot \mathbf{n}') + \sum_{LM} \sum_{lm'l'm'} D_{g,ll'}^{LM} X_{lm'l'm'}^{LM} R_{lm}(\mathbf{n}) R_{l'm'}(\mathbf{n}'). \quad (4.51)$$

Here, the set of $C_{g,l}$ s are given by the usual galaxy angular power spectrum for the case of statistical isotropy. Statistical anisotropy produces the second term

$$D_{g,ll'}^{LM} = i^{l-l'} \frac{2}{\pi} \int_0^\infty dk k^2 P_g(k) g_{LM} W_l(k) W_{l'}(k), \quad (4.52)$$

where $X_{lm'l'm'}^{LM}$ are geometric coefficients related to Wigner 3-j symbols, R denote the real spherical harmonics (see Eqs.(3) and (13) of Pullen & Kamionkowski (2007) for more details), $P_g(k) = b_g^2 P(k)$ is the isotropic galaxy power spectrum and $W_l(k) = \int d\chi f(\chi) j_l(k\chi)$ is the window function (χ is the comoving distance, and $f(\chi)$ is the selection function, i.e. the normalized redshift distribution for a redshift slice).

Assuming the same preferred direction singled out by Groeneboom & Eriksen (2009), they derive a constraint on the anisotropy amplitude $g_* = 0.006 \pm 0.036$ (1σ), thus finding no evidence for anisotropy. Marginalizing over \mathbf{n} with a uniform prior they find $-0.41 < g_* < 0.38$ at 95% C.L. These results could confirm that the signal seen in CMB data is of systematic nature. However it must be stressed that CMB and LSS analyses probe different scales, and in general the amplitude of the anisotropy is scale dependent $g = g(k)$, as in the model proposed in Erickcek et al. (2009). An estimate for what an experiment like Euclid can achieve is to consider how the uncertainty in g_* scale in terms of number of modes measured and the number of redshift slices. Following the arguments of Pullen & Hirata (2010), the uncertainty will scale roughly as $\ell_{\max}^{-1} N_z^{-1/2}$, where ℓ_{\max} is the maximum multipole at which the galaxy angular power spectrum is probed, and N_z is the number of redshift slices. Considering that the redshift survey of Euclid will cover redshifts $0.4 < z < 2$, there is an increase by a factor of 3 in distance of the survey and hence a factor 3

increase in l_{\max} ($l_{\max} \sim k_{\max}\chi(z)$, see the expression for the selection function after Eq. (4.52)). Taking $k_{\max} = 0.2 \text{ h Mpc}^{-1}$ the effective number of redshift slices is also increased of a factor of ~ 3 ($N_z \sim k_{\max} \Delta\chi/\pi$, with $\Delta\chi$ the radial width of the survey). Therefore one could expect that for a mission like Euclid one can achieve an uncertainty (at 1σ) $\sigma_{g_*} \sim 10^{-3} - 10^{-2}$ or $\sigma_{g_*} \sim 10^{-2}$, for a fixed anisotropy axis or marginalizing over \mathbf{n} , respectively. This will be competitive with PLANCK measurements and highly complementary to it (Paci et al., 2010; Gruppuso et al., 2010). Notice that these constraints apply to an analysis of the galaxy angular power spectrum. An analysis of the 3-dimensional power spectrum $P(\mathbf{k})$ could improve the sensitivity further. In this case the uncertainty would scale as $\Delta g_* \sim N_{\text{modes}}^{-1/2}$, where N_{modes} is the number of independent Fourier modes.

Chapter 5

Statistical methods for performance forecasts

5.1 Introduction

As cosmology becomes nowadays increasingly dominated by results emerging from large-scale observational programmes, it is imperative to be able to justify that resources are being deployed as effectively as possible. In recent years it has become standard to quantify the expected outcome of cosmological surveys to enable comparison, a procedure exemplified by the Figure of Merit (FoM) introduced by Huterer & Turner (2001b) and later used in the influential dark energy task force (DETF) report about dark energy surveys (Albrecht et al., 2006, 2009).

The idea is to be able to capture in one single number the scientific return of a future mission, in order to be able to rank competing proposals and to forecast their ability to answer relevant scientific questions, such as: is dark energy a cosmological constant or does it evolve with time? Is it an expression of modified gravity? How well can a time-evolution of dark energy be constrained?

Encapsulating the entire value of a proposed cosmological survey in one single number is of course highly reductive, and the ensuing conclusions should therefore be taken with a large grain of salt. Having said that, work in recent years has focused on attempts to devise Figures of Merit (FoMs) that represent in an increasingly realistic way future missions. It is perhaps obvious that, to a certain extent, the assessment of a future probe will depend on the scientific question one is most interested in: parameter constraints, model selection, robustness to systematics are but a few examples of the different levels on which a proposed mission can be evaluated and optimized.

This chapter gives an overview of some of the approaches recently adopted in the field, and used elsewhere in this document to produce forecasts for Euclid. Useful references and background material to some of the concepts discussed below are: Trotta (2008); Hobson et al. (2010) for an introduction to Bayesian methods in cosmology, Sivia (1996); MacKay (2003) for introductions to the Bayesian approach in data analysis, Gilks et al. (1996) for an introduction to Markov Chain Monte Carlo (MCMC) methods.

5.2 Predicting the science return of a future experiment

We consider a toy Gaussian linear model in order to illustrate the different approaches to performance forecast. We notice that, although motivated by computational simplicity and the ability to obtain analytical results, a Gaussian model is actually a fairly close representation of many cases of interest. In Fig. 5.1 we illustrate this point by plotting the parameter constraints expected from a Euclid-like survey and the corresponding Gaussian approximation in the Fisher matrix approach to the likelihood (described below). In these cases, it seem clear that the Gaussian model captures

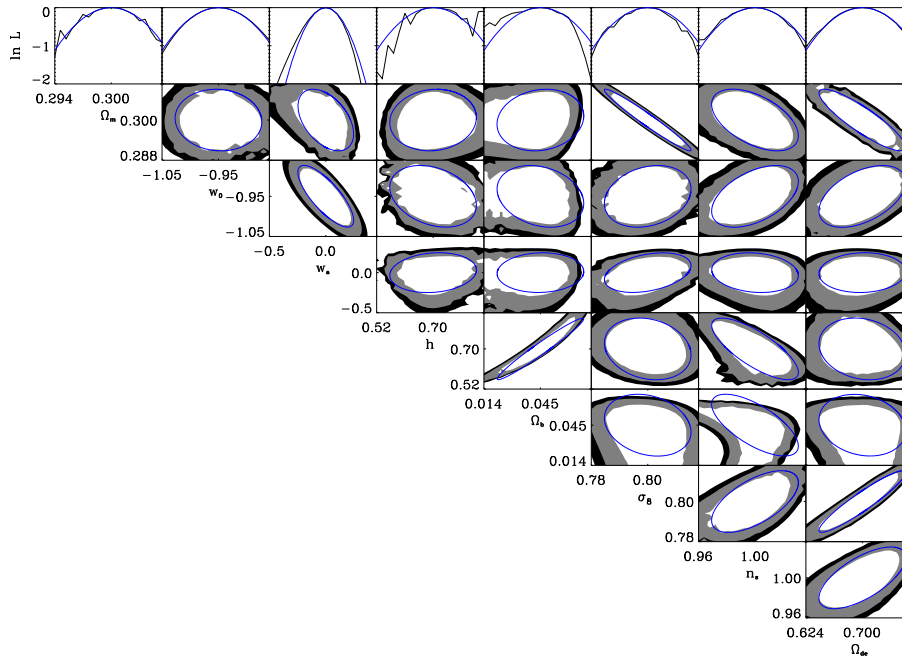


Figure 5.1: Projected cosmological 8-parameter space for a 20,000 square degrees, median redshift of $z = 0.8$, 10 bin tomographic cosmic shear survey. Specifications are based on Euclid Yellow book Laureijs et al. (2009) as this figure is representative of a method, rather than on forecast analysis; the discussion is still valid with more updated Laureijs et al. (2011) Euclid specifications. The upper panel shows the 1D parameter constraints using analytic marginalization (black) and the Gaussian approximation (Fisher matrix, blue, dark gray). The other panels show the 2D parameter constraints. Grey contours are 1- 2- and 3- σ levels using analytic marginalization over the extra parameters, solid blue ellipses are the 1- σ contours using the Fisher-matrix approximation to the projected likelihood surface, solid red ellipses are the 1- σ fully marginalized. From Taylor & Kitching (2010a).

fairly well the full probability distribution. Another example shown in Fig. 5.2 are cosmological constraints from WMAP and SDSS data, where a Gaussian approximation to the likelihood (so-called Laplace approximation) is seen to give an excellent description of the full distribution obtained numerically via MCMC.

5.2.1 The Gaussian linear model

Suppose we have N cosmological probes, whose likelihood function is assumed to be a multi-dimensional Gaussian, given by: L_i ($i = 1, \dots, N$), i.e.

$$\mathcal{L}_i(\Theta) \equiv p(D_i|\Theta) = \mathcal{L}_0^i \exp\left(-\frac{1}{2}(\mu_i - \Theta)^t L_i (\mu_i - \Theta)\right). \quad (5.1)$$

where Θ are the parameters one is interested in constraining, D_i are the available data from probe i and μ_i is the location of the maximum likelihood value in parameter space. The matrix L_i is the inverse of the covariance matrix of the parameters.

The posterior distribution for the parameters from each probe, $p(\Theta|D_i)$, is obtained by Bayes' theorem as

$$p(\Theta|D_i) = \frac{p(\Theta)p(D_i|\Theta)}{p(D_i)}, \quad (5.2)$$

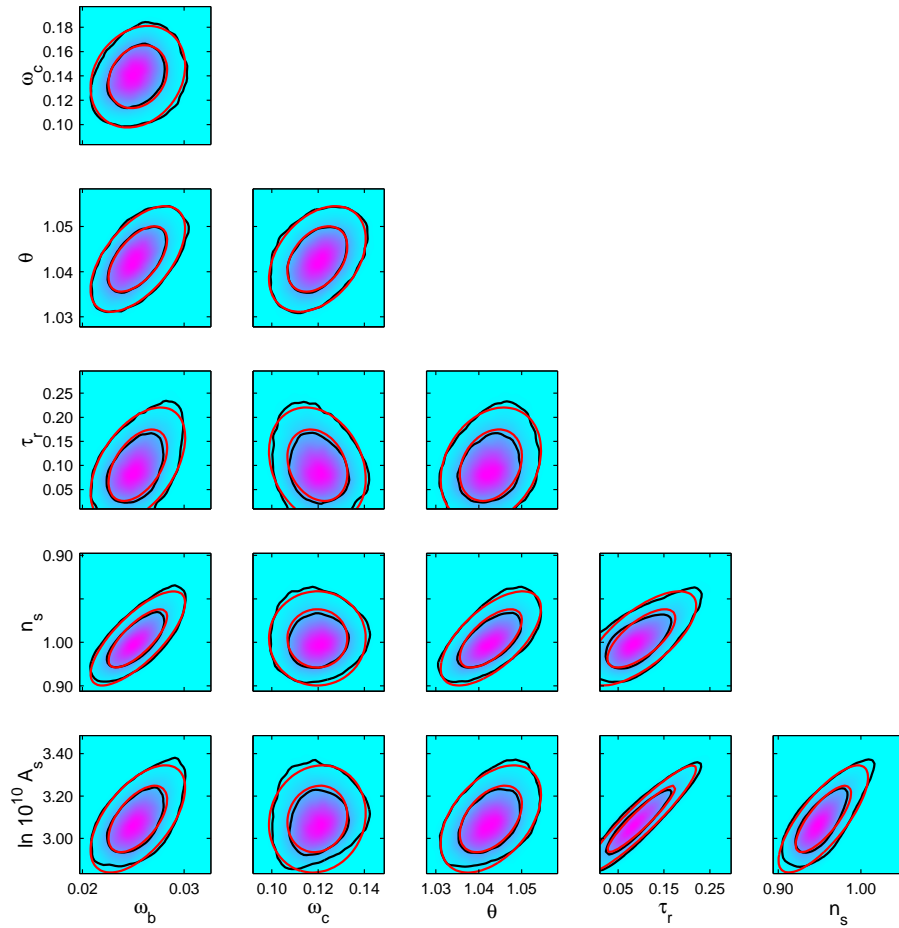


Figure 5.2: Gaussian approximation (Laplace approximation) to a 6-dimensional posterior distribution for cosmological parameters, from WMAP1 and SDSS data. For all couples of parameters, panels show contours enclosing 68% and 95% of joint probability from $2 \cdot 10^5$ MC samples (black contours), along with the Laplace approximation (red ellipses). It is clear that the Laplace approximation captures the bulk of the posterior volume in parameter space in this case where there is little non-Gaussianity in the posterior pdf. From Trotta (2007a).

where $p(\Theta)$ is the prior and $p(D_i)$ is a normalizing constant (the Bayesian evidence). If we assume a Gaussian prior centered on the origin with inverse covariance matrix Σ , the posterior from each probe is also a Gaussian, with inverse covariance matrix

$$F_i = L_i + \Sigma \quad (i = 1, \dots, N) \quad (5.3)$$

and posterior mean

$$\bar{\mu}_i = F_i^{-1}(L_i \mu_i). \quad (5.4)$$

Tighter constraints on the parameters can be usually obtained by combining all available probes together (provided there are no systematics, see below). If we combine all probes together, we obtain a Gaussian posterior with inverse covariance matrix

$$F = \sum_{i=1}^N L_i + \Sigma \quad (5.5)$$

and mean

$$\bar{\mu} = F^{-1} \sum_{i=1}^N L_i \mu_i. \quad (5.6)$$

Notice that the precision of the posterior (i.e., the inverse covariance matrix) does not depend on the degree of overlap of the likelihoods from the individual probes. This is a property of the Gaussian linear model.

For future reference, it is also useful to write down the general expression for the Bayesian evidence. For a Normal prior $p(\Theta) \sim \mathcal{N}(\theta_\pi, \Sigma)$ and a likelihood

$$\mathcal{L}(\Theta) = \mathcal{L}_0 \exp\left(-\frac{1}{2}(\theta_0 - \Theta)^t L(\theta_0 - \Theta)\right), \quad (5.7)$$

the evidence for data d is given by

$$p(d) \equiv \int d\Theta p(d|\Theta)p(\Theta) = \mathcal{L}_0 \frac{|\Sigma|^{1/2}}{|F|^{1/2}} \exp\left[-\frac{1}{2}\left(\theta_0^t L \theta_0 + \theta_\pi^t \Sigma \theta_\pi - \bar{\theta}^t F \bar{\theta}\right)\right], \quad (5.8)$$

where F is given by Eq. (5.5) with $N = 1$ and $\bar{\theta} = F^{-1} L \theta_0$.

5.2.2 Fisher matrix error forecast

A general likelihood function for a future experiment (subscript i) can be Taylor-expanded around its maximum-likelihood value, μ_i . By definition, at the maximum the first derivatives vanish, and the shape of the log-likelihood in parameter space is approximated by the Hessian matrix H_i ,

$$\ln \mathcal{L}_i(\Theta) \approx \ln \mathcal{L}_i(\mu_i) + \frac{1}{2}(\Theta - \mu_i)^t H_i(\Theta - \mu_i), \quad (5.9)$$

where H_i is given by

$$(H_i)_{\alpha\beta} \equiv \left. \frac{\partial^2 \ln \mathcal{L}_i}{\partial \Theta_\alpha \partial \Theta_\beta} \right|_{\mu_i}, \quad (5.10)$$

and the derivatives are evaluated at the maximum-likelihood point. By taking the expectation of equation (5.9) with respect to many data realizations, we can replace the maximum-likelihood value μ_i with the true value, Θ_* , as the maximum-likelihood estimate is unbiased (in the absence

of systematics), i.e. $\langle \mu_i \rangle = \Theta_*$. We then define the Fisher information matrix as the expectation value of the Hessian,

$$F_i \equiv \langle H_i \rangle. \quad (5.11)$$

The inverse of the Fisher matrix, F^{-1} , is an estimate of the covariance matrix for the parameters, and it describes how fast the log-likelihood falls (on average) around the maximum likelihood value, and we recover the Gaussian expression for the likelihood, Eq. (5.1), with the maximum likelihood value replaced by the true value of the parameters and the inverse covariance matrix given by the Fisher matrix, $L_i = F_i^{-1}$ (Kendall & Stuart, 1977). In general the derivatives depend on where in parameter space we take them (except for the simple case of linear models), hence it is clear that F_i is a function of the fiducial parameters.

Once we have the Fisher matrix, we can give estimates for the accuracy on the parameters from a future measurement, by computing the posterior as in Eq. (5.2). If we are only interested in a subset of the parameters, then we can marginalise easily over the others: computing the Gaussian integral over the unwanted parameters is the same as inverting the Fisher matrix, dropping the rows and columns corresponding to those parameters (keeping only the rows and columns containing the parameters of interest) and inverting the smaller matrix back. The result is the marginalised Fisher matrix \mathcal{F}_i . For example, the 1 sigma error for parameter α from experiment i , marginalized over all other parameters, is simply given by $\sigma_\alpha = \sqrt{(F_i^{-1})_{\alpha\alpha}}$.

It remains to compute the Fisher matrix for the future experiment. This can be done analytically for the case where the likelihood function is approximately Gaussian in the data, which is a good approximation for many applications of interest. We can write for the log-likelihood (in the following, we drop the subscript i denoting the experiment under consideration for simplicity of notation)

$$-2 \ln \mathcal{L} = \ln |C| + (D - \mu)^t C^{-1} (D - \mu), \quad (5.12)$$

where D are the (simulated) data that would be observed by the experiment and in general both the mean μ and covariance matrix C may depend on the parameters Θ we are trying to estimate. The expectation value of the data corresponds to the true mean, $\langle D \rangle = \mu$, and similarly the expectation value of the data matrix $\Delta \equiv (D - \mu)^t (D - \mu)$ is equal to the true covariance, $\langle \Delta \rangle = C$. Then it can be shown (see e.g. Tegmark et al. (1997)) that the Fisher matrix is given by

$$F_{\alpha\beta} = \frac{1}{2} \text{tr} [A_\alpha A_\beta + C^{-1} \langle \Delta_{,\alpha\beta} \rangle], \quad (5.13)$$

where $A_\alpha \equiv C^{-1} C_{,\alpha}$ and the comma denotes a derivative with respect to the parameters, for example $C_{,\alpha} \equiv \partial C / \partial \Theta_\alpha$. The fact that this expression depends only on *expectation values* and not on the particular data realization means that the Fisher matrix can be computed from knowledge of the noise properties of the experiment without having to go through the step of actually generating any simulated data. The specific form of the Fisher matrix then becomes a function of the type of observable being considered and of the experimental parameters.

Explicit expressions for the Fisher matrix for cosmological observables can be found in Tegmark et al. (1997) for cosmic microwave background data, in Tegmark (1997) for the matter power spectrum from galaxy redshift surveys (applied to baryonic acoustic oscillations in Seo & Eisenstein (2003b) and in Hu & Jain (2004) for weak lensing. These approaches have been discussed in Sec. 1.7. A useful summary of Fisher matrix technology is given in the Dark Energy Task Force report (Albrecht et al., 2006) and in Verde (2010). A useful numerical package which includes several of the above calculations is the publicly available Matlab code¹ **Fisher4Cast** (Bassett et al., 2009a,b). Attempts to include systematic errors modelling in this framework can be found in Kitching & Taylor (2010); Taylor & Kitching (2010b); Kitching et al. (2009).

¹Available from <http://www.cosmology.org.za>

5.2.3 Figure of Merits

It has become customary to describe the statistical power of a future dark energy probe by the inverse area enclosed by the 68% covariance ellipse marginalized down to the dark energy parameter space. This measure of statistical performance for probe i (widely known as the DETF FoM Albrecht et al. (2006); Huterer & Turner (2001b)) is usually defined (up to multiplicative constants) as

$$\text{FoM} = |F_i|^{-1/2}. \quad (5.14)$$

where the Fisher matrix F_i is given in Eq. (5.11). Albrecht et al. (2006) suggested to use the inverse area of the 95% error ellipse of $w_0 - w_a$ (where w_0 and w_a are defined in Linder (2003), Chevallier & Polarski (2001)). This definition was inspired by Huterer & Turner (2001a). In Albrecht et al. (2009) it is suggested to model $w(a)$ as piecewise constant values of $w(a)$ defined in many small redshift bins ($\Delta a = 0.025$). The suggestion is then to apply a principal component approach (Huterer & Starkman (2003)) in order to understand the redshifts at which each experiment has the power to constrain w .

A closely related but more statistically motivated measure of the information gain is the Kullback-Leibler divergence (KL) between the posterior and the prior, representing the information gain obtained when upgrading the prior to the posterior via Bayes theorem:

$$D_{KL} \equiv \int p(\Theta|D) \ln \frac{p(\Theta|D)}{p(\Theta)} d\Theta. \quad (5.15)$$

The KL divergence measures the relative entropy between the two distributions: it is a dimensionless quantity which expressed the information gain obtained via the likelihood. For the Gaussian likelihood and prior introduced above, the information gain (w.r.t. the prior Σ) from the combination of all probes is given by Trotta et al. (2010b)

$$D_{KL} = \frac{1}{2} (\ln |F| - \ln |\Sigma| - \text{tr}[1 - \Sigma F^{-1}]). \quad (5.16)$$

A discussion of other, alternative FoMs (D-optimality, A-optimality) can be found in Bassett (2005a). In Wang (2008b) a different FoM for Dark Energy is suggested. For a set of DE parameters Θ , the FoM is defined as $FoM = 1/\sqrt{\text{Cov}(\Theta)}$, where $\text{Cov}(\Theta)$ is the covariance matrix of Θ . This definition is more flexible since one can use it for any DE parametrisation (Wang et al., 2010c).

Given that Euclid can constrain both the expansion history and the growth of structure, it is also useful to introduce a new FoM for the growth of perturbations. Similarly to the DETF FoM, one can define this new FoM as the inverse area of the 95% error ellipse of $\Omega_m - \gamma$, where γ is the growth index, defined starting from the growth rate $f_G(z) \equiv \frac{d \ln G(z)}{d \ln a} = \Omega_m^\gamma$, or as $1/\sqrt{\text{Cov}(w_0, w_a, \gamma)}$ or similar variants (Majerotto et al., in preparation; Di Porto et al., 2011). Instead of γ , other parameters describing the growth can also be employed.

A FoM targeted at evaluating the robustness of a future probe to potential systematic errors has been introduced in March et al. (2011a). The robustness of a future probe is defined via the degree of overlap between the posterior distribution from that probe and the posterior from other, existing probes. The fundamental notion is that maximising statistical power (e.g., by designing a future probe to deliver orthogonal constraints w.r.t. current probes) will in general reduce its robustness (by increasing the probability of an incompatible results, for example because of systematic bias). Thus in evaluating the strength of a probe, both its statistical power and its resilience to plausible systematics ought to be considered.

5.2.4 The Bayesian approach

When considering the capabilities of future experiments, it is common stance to predict their performance in terms of constraints on relevant parameters, assuming a fiducial point in parameter

space as the true model (often, the current best-fit model), as explained above. While this is a useful indicator for parameter inference tasks, many questions in cosmology fall rather in the model comparison category. Dark energy is a case in point, where the science driver for many future probes (including Euclid) is to detect possible departures from a cosmological constant, hence to gather evidence in favour of an evolving dark energy model. It is therefore preferable to assess the capabilities of future experiments by their ability to answer model selection questions.

The procedure is as follows (see Mukherjee et al. (2006) for details and the application to dark energy scenarios). At every point in parameter space, mock data from the future observation are generated and the Bayes factor between the competing models is computed, for example between an evolving dark energy and a cosmological constant. Then one delimits in parameter space the region where the future data would *not* be able to deliver a clear model comparison verdict, for example $|\ln B_{01}| < 5$ (evidence falling short of the “strong” threshold). Here, B_{01} is the Bayes factor, which is formed from the ratio of the Bayesian evidences of the two models being considered:

$$B_{01} = \frac{p(d|\mathcal{M}_0)}{p(d|\mathcal{M}_1)}, \quad (5.17)$$

where the Bayesian evidence is the average of the likelihood under the prior in each model (denoted by a subscript m):

$$p(d|\mathcal{M}_m) = \int d\Theta_m p(d|\Theta_m, \mathcal{M}_m) p(\Theta_m|\mathcal{M}_m). \quad (5.18)$$

The Bayes factor updates the prior probability ratio of the models to the posterior one, indicating the extent to which the data have modified one’s original view on the relative probabilities of the two models. The experiment with the smallest “model-confusion” volume in parameter space is to be preferred, since it achieves the highest discriminative power between models. An application of a related technique to the spectral index from the Planck satellite is presented in Pahud et al. (2007, 2006).

Alternatively, we can investigate the full probability distribution for the Bayes factor from a future observation. This allows to make probabilistic statements regarding the outcome of a future model comparison, and in particular to quantify the probability that a new observation will be able to achieve a certain level of evidence for one of the models, given current knowledge. This technique is based on the *predictive distribution* for a future observation, which gives the expected posterior for an observation with a certain set of experimental capabilities (further details are given in Trotta (2007b)). This method is called PPOD, for *predictive posterior odds distribution* and can be useful in the context of experiment design and optimization

Hybrid approaches have also been attempted, i.e., to defined model-selection oriented FoMs while working in the Fisher Matrix framework, such as the expected Bayesian evidence ratio Heavens et al. (2007); Amara & Kitching (2010).

The most general approach to performance forecasting involves the use of a suitably defined utility function, and it has recently been presented in Trotta et al. (2010a). Consider the different levels of uncertainty that are relevant when predicting the probability of a certain model selection outcome from a future probe, which can be summarized as follows:

- **Level 1:** current uncertainty about the correct model (e.g., is it a cosmological constant or a dark energy model?).
- **Level 2:** present-day uncertainty in the value of the cosmological parameters for a given model (e.g., present error on the dark energy equation of state parameters assuming an evolving dark energy model).
- **Level 3:** realization noise, which will be present in future data even when assuming a model and a fiducial choice for its parameters.

The commonly-used Fisher matrix forecast ignores the uncertainty arising from Levels 1 and 2, as it assumes a fiducial model (Level 1) and fiducial parameter values (Level 2). It averages over realization noise (Level 3) in the limit of an infinite number of realizations. Clearly, the Fisher matrix procedure provides a very limited assessment of what we can expect for the scientific return of a future probe, as it ignores the uncertainty associated with the choice of model and parameter values.

The Bayesian framework allows improvement on the usual Fisher matrix error forecast thanks to a general procedure which fully accounts for all three levels of uncertainty given above. Following Loredo (2003), we think of future data D_f as *outcomes*, which arise as consequence of our choice of experimental parameters e (*actions*). For each action and each outcome, we define a utility function $\mathcal{U}(D_f, e)$. Formally, the utility only depends on the future data realization D_f . However, as will become clear below, the data D_f are realized from a fiducial model and model parameter values. Therefore, the utility function implicitly depends on the assumed model and parameters from which the data D_f are generated. The best action is the one that maximizes the expected utility, i.e. the utility averaged over possible outcomes:

$$\mathcal{EU}(e) \equiv \int dD_f p(D_f|e, d) \mathcal{U}(D_f, e). \quad (5.19)$$

Here, $p(D_f|e, d)$ is the predictive distribution for the future data, conditional on the experimental setup (e) and on current data (d). For a single fixed model the predictive distribution is given by

$$\begin{aligned} p(D_f|e, d) &= \int d\Theta p(D_f, \Theta|e, d) \\ &= \int d\Theta p(D_f|\Theta, e, d) p(\Theta|e, d) \\ &= \int d\Theta p(D_f|\Theta, e) p(\Theta|d), \end{aligned} \quad (5.20)$$

where the last line follows because $p(D_f|\Theta, e, d) = p(D_f|\Theta, e)$ (conditioning on current data is irrelevant once the parameters are given) and $p(\Theta|e, d) = p(\Theta|d)$ (conditioning on future experimental parameters is irrelevant for the present-day posterior). So we can predict the probability distribution for future data D_f by averaging the likelihood function for the future measurement (Level 3 uncertainty) over the current posterior on the parameters (Level 2 uncertainty). The expected utility then becomes

$$\mathcal{EU}(e) = \int d\Theta p(\Theta|d) \int dD_f p(D_f|\Theta, e) \mathcal{U}(D_f, e). \quad (5.21)$$

So far, we have tacitly assumed that only one model was being considered for the data. In practice, there will be several models that one is interested in testing (Level 1 uncertainty), and typically there is uncertainty over which one is best. This is in fact one of the main motivations for designing a new dark energy probe. If M models $\{\mathcal{M}_1, \dots, \mathcal{M}_M\}$ are being considered, each one with parameter vector Θ_m ($m = 1, \dots, M$), the current posterior can be further extended in terms of model averaging (Level 1), weighting each model by its current model posterior probability, $p(\mathcal{M}_m|d)$, obtaining from Eq. (5.21) the model-averaged expected utility

$$\begin{aligned} \mathcal{EU}(e) &= \sum_{m=1}^M p(\mathcal{M}_m|d) \int d\Theta_m p(\Theta_m|d, \mathcal{M}_m) \\ &\quad \times \int dD_f p(D_f|\Theta_m, e, \mathcal{M}_m) \mathcal{U}(D_f, e, \mathcal{M}_m). \end{aligned} \quad (5.22)$$

This expected utility is the most general definition of a FoM for a future experiment characterized by experimental parameters e . The usual Fisher matrix forecast is recovered as a special case of

Eq. (5.22), as are other *ad hoc* FoMs that have been defined in the literature. Therefore Eq. (5.22) gives us a formalism to define in all generality the scientific return of a future experiment. This result clearly accounts for all three levels of uncertainty in making our predictions: the utility function $\mathcal{U}(D_f, e, \mathcal{M}_m)$ (to be specified below) depends on the future data realization, D_f , (Level 3), which in turn is a function of the fiducial parameters value, Θ_m , (Level 2), and is averaged over present-day model probabilities (Level 1).

This approach is used in Trotta et al. (2010a) to define two model-selection oriented Figures of Merit: the decisiveness \mathcal{D} , which quantifies the probability that a probe will deliver a decisive result in favour or against the cosmological constant, and the expected strength of evidence, \mathcal{E} , that returns a measure of the expected power of a probe for model selection.

5.3 Survey design and optimization

Although the topic of survey design is still in its infancy, the basic idea is to carry out an optimization of survey parameters (such as for example choice of targets, depth of field, number of spectroscopic fibers, etc) in order to identify the configuration that is more likely to return a high FoM for the scientific question being considered. Example of this approach applied to dark energy parameters can be found in Bassett (2005a); Parkinson et al. (2007, 2009); Bassett (2005b); Bassett et al. (2005), while Loredo (2003) discussed a more general methodology. In Bassett (2005b) a method is defined to optimise future surveys, in the framework of Bayesian statistics and without necessarily assuming a dark energy model. In Bassett et al. (2005), Parkinson et al. (2007) and Parkinson et al. (2009) this method is used to produce forecasts for future weak lensing and galaxy redshift surveys.

The optimization process is carried out subject to constraints, such as for example design parameter ranges and/or cost constraints. This is generally a numerically complex and computationally expensive procedure. It typically requires to explore the design parameters space (e.g. via MCMC), generating at each point a set of pseudo-data that are analyzed as real data would, in order to compute their FoM. Then the search algorithm moves on to maximise the FoM.

In order to carry out the optimization procedure, it might be useful to adopt a principal component analysis (PCA) to determine a suitable parameterization of $w(z)$ (Huterer & Starkman, 2003; Simpson & Bridle, 2006). The redshift range of the survey can be split into N bins, with the equation of state taking on a value w_i in the i -th bin:

$$w(z) = \sum_{i=1}^N w_i b_i(z). \quad (5.23)$$

where the basis functions b_i are top-hats of value 1 inside the bin, and 0 elsewhere. If F is the Fisher matrix for the N parameters w_i , one can diagonalize it by writing $F = W^T \Lambda W$, where Λ is a diagonal matrix, and the rows of W are the eigenvectors $e_i(z)$ or the so-called principal components. These define a new basis (in which the new coefficients α_i are uncorrelated) so the equation of state can be written as

$$w(z) = \sum_{i=1}^N \alpha_i e_i(z). \quad (5.24)$$

The diagonal elements of Λ are the eigenvalues λ_i and define the variance of the new parameters, $\sigma^2(\alpha_i) = 1/\lambda_i$.

One can now reconstruct $w(z)$ by keeping only a certain number of the most accurately determined modes, i.e., the ones with largest eigenvalues. The optimal number of modes to retain can be estimated by minimizing the risk, defined as the sum of the bias squared (how much the reconstructed equation of state departs from the true one by neglecting the more noisy modes) plus the variance of the estimate (Huterer & Starkman, 2003).

5.4 Future activities and open challenges

As outlined in the previous sections, several approaches are available to capture the expected scientific performance of Euclid. As part of future theoretical activities, it will be necessary to build on the above concepts in order to obtain a realistic assessment of the science return of Euclid. Operationally, this means that the following tasks will need to be carried out:

- Estimation of likelihood contours around the maximum likelihood peak beyond the Fisher matrix approach. We envisage here a programme where simulated mock data will be generated and then used to blindly reconstruct the likelihood surface to sufficient accuracy.
- Estimation of Bayesian posterior distributions and assessment of impact of various priors. Bayesian inference is a mature field in cosmology and we now have at our disposal a number of efficient and reliable numerical algorithms based on Markov Chain Monte Carlo or nested sampling methods.
- Comparison of Bayesian inferences with inferences based on profile likelihoods. Discrepancies might occur in the presence of large “volume effects” arising from insufficiently constraining data sets and highly multi-modal likelihoods (Trotta et al., 2008). Based on our experience so far, this is unlikely to be a problem for most of the statistical quantities of interest here but we recommend to check this explicitly for the more complicated distributions.
- Investigation of the coverage properties of Bayesian credible and frequentist confidence intervals. Coverage of intervals is a fundamental property in particle physics, but rarely discussed in the cosmological setting. We recommend a careful investigation of coverage from realistically simulated data sets (as done recently in March et al. (2011b)). Fast neural networks techniques might be required to speed up the inference step by several orders of magnitude in order to make this kind of studies computationally feasible (Shaw et al., 2007; Bridges et al., 2010).
- Computation of the Bayesian evidence to carry out Bayesian model selection (Trotta, 2008; Mukherjee et al., 2006). Algorithms based on nested sampling, and in particular, MultiNest (Feroz & Hobson, 2008), seem to be ideally suited to this task, but other approaches are available, as well, such as population Monte Carlo (Kilbinger et al., 2011) and semi-analytical ones (Trotta, 2007a; Heavens et al., 2007). A robust Bayesian model selection will require a careful assessment of the impact of priors. Furthermore, the outcome of Bayesian model selection is dependent on the chosen parameterization, if different non-linearly related reparameterizations can equally plausibly be chosen from physical consideration (relevant examples include parameterizations of the isocurvature fraction (Beltran et al., 2005), the tensor-to-scalar ratio (Parkinson et al., 2006) and the inflaton potential (Martin et al., 2011)). It will be important to cross check results with frequentist hypothesis testing, as well. The notion of Bayesian doubt, introduced in March et al. (2010), can also be used to extend the power of Bayesian model selection to the space of unknown models in order to test our paradigm of a Λ CDM cosmological model.
- Bayesian model averaging (Liddle et al., 2006; Parkinson & Liddle, 2010) can also be used to obtain final inferences parameters which take into account the residual model uncertainty. Due to the concentration of probability mass onto simpler models (as a consequence of Occam’s razor), Bayesian model averaging can lead to tighter parameter constraints than non-averaged procedures, for example on the curvature parameter (Vardanyan et al., 2011).

Acknowledgments

It is a pleasure to thank the Euclid theory science working group, all science working group members, the Euclid Consortium Board and the whole Euclid consortium for fruitful discussions. We also kindly thank Rene Laureijs, Ana Heras, Philippe Gondoin, Ludovic Duvet and Marc Sauvage for their continuous work and support.

Bibliography

- Abbott, L., & Sikivie, P. 1983, *Phys. Lett. B*, 120, 133
- Abbott, L. F., & Sikivie, P. 1983, *Phys. Lett. B*, 120, 133
- Abdalla, E., Abramo, L. R. W., Sodre, Jr., L., & Wang, B. 2009, *Phys. Lett.*, B673, 107
- Abel, S. A., Goodsell, M. D., Jaeckel, J., Khoze, V. V., & Ringwald, A. 2008a, *Journal of High Energy Physics*, 7, 124
- Abel, S. A., Jaeckel, J., Khoze, V. V., & Ringwald, A. 2008b, *Phys. Lett. B*, 666, 66
- Abel, S. A., & Schofield, B. W. 2004, *Nuclear Physics B*, 685, 150
- Ackerman, L., Carroll, S. M., & Wise, M. B. 2007, *Phys. Rev.*, D75, 083502
- Ackerman, L., Carroll, S. M., & Wise, M. B. 2007, *Phys. Rev. D*, 75, 083502
- Acquaviva, V., & Verde, L. 2007, *JCAP*, 12, 1
- Adamek, J., Campo, D., & Niemeyer, J. C. 2010, *Phys. Rev.*, D82, 086006
- Affleck, I., & Dine, M. 1985, *Nuclear Physics B*, 249, 361
- Afshordi, N., Geshnizjani, G., & Khoury, J. 2009, *JCAP*, 0908, 030
- Afshordi, N., Zaldarriaga, M., & Kohri, K. 2005, *Phys. Rev.*, D72, 065024
- Aguilar-Arevalo, A. A., Bazarko, A. O., Brice, S. J., Brown, B. C., Bugel, L., Cao, J., Coney, L., Conrad, J. M., Cox, D. C., Curioni, A., Djurcic, Z., Finley, D. A., Fleming, B. T., Ford, R., Garcia, F. G., Garvey, G. T., Green, C., Green, J. A., Hart, T. L., L., T., Hawker, E., Imlay, R., Johnson, R. A., Kasper, P., , & Zimmerman, E. D. 2007, *Physical Review Letters*, 98, 231801
- Aguirre, A. 1999, *ApJ*, 525, 583
- Agulló, I., Navarro-Salas, J., Olmo, G. J., & Parker, L. 2010, *Phys. Rev. D*, 81, 043514
- Ahlers, M. 2009, *Phys. Rev. D*, 80, 023513
- Ahlers, M., Gies, H., Jaeckel, J., Redondo, J., & Ringwald, A. 2008, *Phys. Rev. D*, 77, 095001
- Akofor, E., Balachandran, A. P., Jo, S. G., Joseph, A., & Qureshi, B. A. 2008, *JHEP*, 05, 092
- Alabidi, L., & Lyth, D. H. 2006, *jcap*, 5, 16
- Albrecht, A., Amendola, L., Bernstein, G., Clowe, D., Eisenstein, D., Guzzo, L., Hirata, C., Huterer, D., Kirshner, R., Kolb, E., & Nichol, R. 2009, *ArXiv* 0901.0721
- Albrecht, A., Bernstein, G., Cahn, R., Freedman, W. L., Hewitt, J., Hu, W., Huth, J., Kamionkowski, M., Kolb, E. W., Knox, L., Mather, J. C., Staggs, S., & Suntzeff, N. B. 2006, *arXiv:astro-ph/0609591*
- Albrecht, A., & Steinhardt, P. J. 1982, *Physical Review Letters*, 48, 1220
- Alcock, C., Allsman, R. A., Alves, D. R., Axelrod, T. S., Becker, A. C., Bennett, D. P., Cook, K. H., Dalal, N., Drake, A. J., Freeman, K. C., Geha, M., Griest, K., Lehner, M. J., Marshall, S. L., Minniti, D., Nelson, C. A., Peterson, B. A., Popowski, P., Pratt, M. R., Quinn, P. J., Stubbs, C. W., Sutherland, W., Tomaney, A. B., Vandehei, T., & Welch, D. 2000, *ApJ*, 542, 281
- Alexander, S., Brandenberger, R., & Magueijo, J. 2003, *Phys. Rev. D*, 67, 081301
- Alishahiha, M., Silverstein, E., & Tong, D. 2004, *Phys. Rev. D*, 70, 123505
- Allen, S. W., Rapetti, D. A., Schmidt, R. W., Ebeling, H., Morris, R. G., & Fabian, A. C. 2008, *MNRAS*, 383, 879
- Alnes, H., & Amarzguioui, M. 2006, *Phys. Rev. D*, 74, 103520
- Alnes, H., Amarzguioui, M., & Groen, O. 2006, *Phys. Rev. D*, 73, 083519
- Alonso, D., Garcia-Bellido, J., Haugboelle, T., & Knebe, A. 2012
- Alonso, D., García-Bellido, J., Haugbølle, T., & Vicente, J. 2010, *Phys. Rev. D*, 82, 123530
- Amara, A., & Kitching, T. 2010, *ArXiv e-prints*
- Amarzguioui, M., Elgaroy, O., Mota, D., & Multamaki, T. 2006, *Astron.Astrophys.*, 454, 707
- Amendola, L. 2000a, *Phys. Rev.*, D62, 043511
- . 2000b, *Monthly Notices of the Royal Astronomical Society*, 312, 521
- . 2004, *Phys. Rev.*, D69, 103524
- Amendola, L., Baldi, M., & Wetterich, C. 2008a, *Physical Review D*, 78, 1
- Amendola, L., & Barbieri, R. 2006, *Physics Letters B*, 642, 192
- Amendola, L., Finelli, F., Burigana, C., & Carturan, D. 2003a, *J. Cosmology Astropart. Phys.*, 7, 5
- Amendola, L., Gannouji, R., Polarski, D., & Tsujikawa, S. 2007a, *Phys. Rev. D*, 75, 083504
- Amendola, L., Gordon, C., Wands, D., & Sasaki, M. 2002, *Physical Review Letters*, 88, 211302
- Amendola, L., Kunz, M., & Sapone, D. 2008b, *JCAP*, 0804, 013
- Amendola, L., Pettorino, V., Quercellini, C., & Vollmer, A. 2011, *ArXiv* 1111.1404, accepted by PRD

- Amendola, L., Polarski, D., & Tsujikawa, S. 2007b, *Physical Review Letters*, 98, 131302
- Amendola, L., & Quercellini, C. 2003, *Phys. Rev. D*, 68, 023514
- . 2004, *Physical Review Letters*, 92, 181102
- Amendola, L., Quercellini, C., & Giallongo, E. 2005a, *MNRAS*, 357, 429
- Amendola, L., Quercellini, C., Tocchini-Valentini, D., & Pasqui, A. 2003b, *ApJ*, 583, L53
- Amendola, L., & Tsujikawa, S. 2008, *Physics Letters B*, 660, 125
- Amendola, L., & Tsujikawa, S. 2010a, *Dark energy. Theory and Observations* (Cambridge University Press)
- . 2010b, *Dark Energy: Theory and Observations* (Cambridge University Press), 506
- Amendola, L., Waga, I., & Finelli, F. 2005b, *J. Cosmology Astropart. Phys.*, 11, 9
- Amsler, C., Doser, M., Antonelli, M., Asner, D., Babu, K., Baer, H., Band, H., Barnett, R., Bergen, E., & Beringer, J. 2008, *Physics Letters B*, 667, 1
- Appleby, S., & Battye, R. 2007, *Physics Letters B*, 654, 7
- Appleby, S. A., & Weller, J. 2010a, *JCAP*, 1012, 006
- . 2010b, *arXiv:1008.2693*
- Arbey, A. 2006, *Phys. Rev. D*, 74, 043516
- Arkani-Hamed, N., Creminelli, P., Mukohyama, S., & Zaldarriaga, M. 2004a, *jcaph*, 4, 1
- Arkani-Hamed, N., Dimopoulos, S., Dvali, G., & Gabadadze, G. 2002
- Arkani-Hamed, N. A., Cheng, H. S., Luty, M. A., & Mukohyama, S. 2004b, *Journal of High Energy Physics*, 5, 74
- . 2004c, *Journal of High Energy Physics*, 5, 74
- Armendariz-Picon, C. 2004, *JCAP*, 0407, 007
- Armendariz-Picón, C., Damour, T., & Mukhanov, V. 1999, *Physics Letters B*, 458, 209
- Armendariz-Picon, C., Mukhanov, V., & Steinhardt, P. J. 2000, *Physical Review Letters*, 85, 4438
- . 2001, *Phys. Rev. D*, 63, 103510
- Armendariz-Picon, C., Mukhanov, V. F., & Steinhardt, P. J. 2000, *Phys. Rev. Lett.*, 85, 4438
- Arvanitaki, A., Dimopoulos, S., Dubovsky, S., Kaloper, N., & March-Russell, J. 2009
- Arvanitaki, A., & Dubovsky, S. 2010
- Avgoustidis, A., Burrage, C., Redondo, J., Verde, L., & Jimenez, R. 2010, *ArXiv e-prints*
- Avgoustidis, A., Verde, L., & Jimenez, R. 2009, *JCAP*, 6, 12
- Avila-Reese, V., Colín, P., Valenzuela, O., D’Onghia, E., & Firmani, C. 2001, *ApJ*, 559, 516
- Axelsson, M. J., Hansen, F. K., Koivisto, T., & Mota, D. F. 2011
- Ayaita, Y., Weber, M., & Wetterich, C. 2009
- Bañados, M., Ferreira, P. G., & Skordis, C. 2009, *Phys. Rev. D*, 79, 063511
- Babich, D., Creminelli, P., & Zaldarriaga, M. 2004, *JCAP*, 8, 9
- Bacon, D. J., & Taylor, A. N. 2003, *MNRAS*, 344, 1307
- Baker, T., Ferreira, P. G., Skordis, C., & Zuntz, J. 2011, in preparation.
- Balbi, A., Bruni, M., & Quercellini, C. 2007, *Phys. Rev. D*, 76, 103519
- Baldi, M. 2010a
- . 2010b
- . 2010c, *arXiv:1005.2188*
- Baldi, M., & Pettorino, V. 2011, *MNRAS*, 412, L1
- Baldi, M., Pettorino, V., Amendola, L., & Wetterich, C. 2011, *MNRAS*, 418, 214
- Baldi, M., Pettorino, V., Robbers, G., & Springel, V. 2010, *Mon. Not. Roy. Astron. Soc.*, 403, 1684
- Baldi, M., & Viel, M. 2010
- Ballinger, W. E., Peacock, J. A., & Heavens, A. F. 1996, *MNRAS*, 282, 877
- Baltz, E. A., & Murayama, H. 2003, *JHEP*, 05, 067
- Banados, M., Ferreira, P. G., & Skordis, C. 2009, *Phys. Rev.*, D79, 063511
- Banks, T., & Dine, M. 1996
- Bardeen, J. M., Bond, J. R., Kaiser, N., & Szalay, A. S. 1986, *Astrophys. J.*, 304, 15
- Bardeen, J. M., Steinhardt, P. J., & Turner, M. S. 1983, *Phys. Rev. D*, 28, 679
- Barkana, R., Haiman, Z., & Ostriker, J. P. 2001, *ApJ*, 558, 482
- Barnaby, N., & Cline, J. M. 2006, *Phys. Rev. D*, 73, 106012
- Barrow, J. D., Juszkiewicz, R., & Sonoda, D. H. 1985, *MNRAS*, 213, 917
- Bartelmann, M., Narayan, R., Seitz, S., & Schneider, P. 1996, *ApJ*, 464, L115+
- Bartolo, N., Dimastrogiovanni, E., Matarrese, S., & Riotto, A. 2009a, *JCAP*, 10, 15
- . 2009b, *JCAP*, 11, 28
- Bartolo, N., Komatsu, E., Matarrese, S., & Riotto, A. 2004, *Phys. Rep.*, 402, 103
- Bartolo, N., Matarrese, S., & Riotto, A. 2005, *JCAP*, 10, 10
- Bassett, B. 2005a, *Phys. Rev.*, D71, 083517
- Bassett, B. A. 2005b, *Phys. Rev.*, D71, 083517
- Bassett, B. A., Corasaniti, P. S., & Kunz, M. 2004, *Astrophys. J.*, 617, L1
- Bassett, B. A., Fantaye, Y., Hlozek, R., & Kotze, J. 2009a, 29
- . 2009b
- Bassett, B. A., & Kunz, M. 2004a, *ApJ*, 607, 661
- . 2004b, *Phys. Rev. D*, 69, 101305
- Bassett, B. A., Kunz, M., Silk, J., & Ungarelli, C. 2002, *Mon.Not.Roy.Astron.Soc.*, 336, 1217

- Bassett, B. A., Parkinson, D., & Nichol, R. C. 2005, *Astrophys. J.*, 626, L1
- Bassett, B. A., Tsujikawa, S., & Wands, D. 2006, *Reviews of Modern Physics*, 78, 537
- Batell, B., & Gherghetta, T. 2006, *Phys. Rev. D*, 73, 045016
- Battye, R. A., & Moss, A. 2006, *Phys. Rev. D*, 74, 041301
- Baugh, C. M., Lacey, C., Frenk, C., Granato, G., Silva, L., et al. 2005, *Mon.Not.Roy.Astron.Soc.*, 356, 1191
- Baumann, D., Jackson, M. G., et al. 2009, in *American Institute of Physics Conference Series*, Vol. 1141, American Institute of Physics Conference Series, ed. S. Dodelson, D. Baumann, A. Cooray, J. Dunkley, A. Fraisse, M. G. Jackson, A. Kogut, L. Krauss, M. Zaldarriaga, & K. Smith, 10–120
- Bean, R., Bernat, D., Pogosian, L., Silvestri, A., & Trodden, M. 2007, *Phys. Rev. D*, 75, 064020
- Bean, R., & Dore, O. 2004, *Phys.Rev.*, D69, 083503
- Bean, R., Dunkley, J., & Pierpaoli, E. 2006, *Phys. Rev. D*, 74, 063503
- Bean, R., Flanagan, E. E., Laszlo, I., & Trodden, M. 2008, *Phys. Rev.*, D78, 123514
- Bean, R., & Tangmatitham, M. 2010, *Phys. Rev.*, D81, 083534
- Bekenstein, J. D. 1993, *Phys. Rev.*, D48, 3641
- . 2004, *Phys. Rev.*, D70, 083509
- Beltrán, M., García-Bellido, J., & Lesgourgues, J. 2007, *prd*, 75, 103507
- Beltran, M., Garcia-Bellido, J., Lesgourgues, J., Liddle, A. R., & Slosar, A. 2005, *Phys.Rev.*, D71, 063532
- Beltrán, M., García-Bellido, J., Lesgourgues, J., & Riazuelo, A. 2004, *Phys. Rev. D*, 70, 103530
- Bennett, C. L., Halpern, M., Hinshaw, G., Jarosik, N., Kogut, A., Limon, M., Meyer, S. S., Page, L., Spergel, D. N., Tucker, G. S., Wollack, E., Wright, E. L., Barnes, C., Greason, M. R., Hill, R. S., Komatsu, E., Nolte, M. R., Odegard, N., Peiris, H. V., Verde, L., & Weiland, J. L. 2003, *ApJS*, 148, 1
- Bennett, C. L. et al. 2011, *ApJ Supplement*, 192, 17
- Bento, M. C., Bertolami, O., & Sen, A. A. 2002, *Phys. Rev. D*, 66, 043507
- . 2003, *General Relativity and Gravitation*, 35, 2063
- Bernardeau, F., Bonvin, C., & Vernizzi, F. 2010, *Phys. Rev.*, D81, 083002
- Bernardeau, F., & Uzan, J. 2002, *Phys. Rev. D*, 66, 103506
- Bertacca, D., Bartolo, N., Diaferio, A., & Matarrese, S. 2008, *J. Cosmology Astropart. Phys.*, 10, 23
- Bertacca, D., Bartolo, N., & Matarrese, S. 2010, *Advances in Astronomy*, 2010
- Bertolami, O., Pedro, F. G., & Le Delliou, M. 2009, *Gen. Rel. Grav.*, 41, 2839
- Bertotti, B., Iess, L., & Tortora, P. 2003, *Nature*, 425, 374
- Bertschinger, E. 2006, *Astrophys. J.*, 648, 797
- Bertschinger, E., & Zukin, P. 2008, *Phys. Rev.*, D78, 024015
- Beynon, E., Bacon, D. J., & Koyama, K. 2009, *ArXiv e-prints*
- Bi, H., & Davidsen, A. F. 1997, *ApJ*, 479, 523
- Bi, X.-J., Feng, B., Li, H., & Zhang, X.-m. 2005, *Phys. Rev.*, D72, 123523
- Biermann, P. L., & Munyaneza, F. 2007
- Bilić, N., Tupper, G. B., & Viollier, R. D. 2002, *Physics Letters B*, 535, 17
- Binétruy, P. 1999, *Phys. Rev. D*, 60, 063502
- Bjaelde, O. E., et al. 2008, *JCAP*, 0801, 026
- Blomqvist, M., & Mörtzell, E. 2010, *JCAP*, 5, 6
- Bode, P., Ostriker, J. P., & Turok, N. 2001, *ApJ*, 556, 93
- Boehmer, C. G., Caldera-Cabral, G., Chan, N., Lazkoz, R., & Maartens, R. 2010, *Phys. Rev.*, D81, 083003
- Boehmer, C. G., Caldera-Cabral, G., Lazkoz, R., & Maartens, R. 2008, *Phys. Rev.*, D78, 023505
- Boisseau, B., Esposito-Farese, G., Polarski, D., & Starobinsky, A. A. 2000, *Phys. Rev. Lett.*, 85, 2236
- Bond, J. R., Cole, S., Efstathiou, G., & Kaiser, N. 1991, *ApJ*, 379, 440
- Bond, J. R., Frolov, A. V., Huang, Z., & Kofman, L. 2009, *Physical Review Letters*, 103, 071301
- Bonometto, S. A., Casarini, L., Maccio', A. V., & Stinson, G. 2010, *J. Phys. Conf. Ser.*, 259, 012025
- Bonvin, C. 2008, *Phys. Rev.*, D78, 123530
- Borgani, S., & Masiero, A. 1997
- Borgani, S., Rosati, P., Sartoris, B., Tozzi, P., Giacconi, R., & WFX Team. 2011, *Memorie della Societa Astronomica Italiana Supplementi*, 17, 36
- Borriello, A., & Salucci, P. 2001, *MNRAS*, 323, 285
- Bose, N., & Majumdar, A. S. 2009, *Phys. Rev. D*, 80, 103508
- Boubekeur, L., & Lyth, D. H. 2006, *Phys. Rev. D*, 73, 021301
- Bourassa, R. R., & Kantowski, R. 1975, *ApJ*, 195, 13
- Bourliot, F., Ferreira, P. G., Mota, D. F., & Skordis, C. 2007, *Phys. Rev.*, D75, 063508
- Bowen, R., Hansen, S. H., Melchiorri, A., Silk, J., & Trotta, R. 2002, *Mon. Not. Roy. Astron. Soc.*, 334, 760
- Boyanovsky, D., de Vega, H. J., & Sanchez, N. 2008, *Phys. Rev.*, D77, 043518
- Boyarsky, A., Lesgourgues, J., Ruchayskiy, O., & Viel, M. 2009, *Phys. Rev. Lett.*, 102, 201304
- Boyarsky, A., Neronov, A., Ruchayskiy, O., & Shaposhnikov, M. 2006, *JETP Lett.*, 83, 133
- Bradač, M., et al. 2008
- Bradač, M., Clowe, D., Gonzalez, A. H., Marshall, P., Forman, W., Jones, C., Markevitch, M., Randall, S., Schrabback, T., & Zaritsky, D. 2006, *ApJ*, 652, 937
- Bradač, M., Schneider, P., Lombardi, M., & Erben, T. 2005, *A&A*, 437, 39
- Branchini, E., Plionis, M., & Sciamia, D. W. 1996, *ApJ*, 461, L17+

- Brandbyge, J., & Hannestad, S. 2009, *J. Cosmology Astropart. Phys.*, 5, 2
- Brandbyge, J., Hannestad, S., Haugbølle, T., & Thomsen, B. 2008, *J. Cosmology Astropart. Phys.*, 8, 20
- Brandbyge, J., Hannestad, S., Haugbølle, T., & Wong, Y. Y. Y. 2010, *J. Cosmology Astropart. Phys.*, 9, 14
- Brax, P., Burrage, C., Davis, A., Seery, D., & Weltman, A. 2010, *Phys. Rev. D*, 81, 103524
- Brax, P., van de Bruck, C., Davis, A.-C., Khoury, J., & Weltman, A. 2004, *Phys. Rev.*, D70, 123518
- Brax, P., van de Bruck, C., Davis, A.-C., & Shaw, D. J. 2008, *Phys. Rev.*, D78, 104021
- Brax, P., van de Bruck, C., Mota, D. F., Nunes, N. J., & Winther, H. A. 2010, *Phys. Rev.*, D82, 083503
- Brax, P. H., & Martin, J. 1999, *Physics Letters B*, 468, 40
- Bridges, M., et al. 2010
- Broadhurst, T. J., Taylor, A. N., & Peacock, J. A. 1995, *Astrophys. J.*, 438, 49
- Brookfield, A. W., van de Bruck, C., & Hall, L. M. H. 2008, *Phys. Rev.*, D77, 043006
- Brookfield, A. W., van de Bruck, C., Mota, D. F., & Tocchini-Valentini, D. 2006a, *Phys. Rev.*, D73, 083515
- . 2006b, *Phys. Rev. Lett.*, 96, 061301
- Brouzakis, N., Pettorino, V., Tetradis, N., & Wetterich, C. 2010
- Brouzakis, N., Tetradis, N., & Wetterich, C. 2008, *Phys. Lett.*, B665, 131
- Brümmer, F., Jaeckel, J., & Khoze, V. V. 2009, *Journal of High Energy Physics*, 6, 37
- Buchbinder, E. I., Khoury, J., & Ovrut, B. A. 2007, *Phys. Rev. D*, 76, 123503
- . 2008, *Physical Review Letters*, 100, 171302
- Bucher, M., Moodley, K., & Turok, N. 2001, *Physical Review Letters*, 87, 191301
- Buchert, T. 2000, *Gen. Rel. Grav.*, 32, 105
- . 2008, *Gen. Rel. Grav.*, 40, 467
- Bull, P., Clifton, T., & Ferreira, P. G. 2012, *Phys. Rev.*, D85, 024002
- Bullock, J. S. 2010
- Bunn, E. F., Ferreira, P. G., & Silk, J. 1996, *Physical Review Letters*, 77, 2883
- Burrage, C. 2008, *Phys. Rev. D*, 77, 043009
- Byrnes, C. T., Choi, K., & Hall, L. M. H. 2008, *JCAP*, 10, 8
- Caldera-Cabral, G., Maartens, R., & Schaefer, B. M. 2009a, *JCAP*, 0907, 027
- Caldera-Cabral, G., Maartens, R., & Urena-Lopez, L. A. 2009b, *Phys. Rev.*, D79, 063518
- Caldwell, R., Cooray, A., & Melchiorri, A. 2007, *Phys. Rev.*, D76, 023507
- Caldwell, R. R., Dave, R., & Steinhardt, P. J. 1998, *Physical Review Letters*, 80, 1582
- Caldwell, R. R., & Linder, E. V. 2005, *Physical Review Letters*, 95, 141301
- Caldwell, R. R., & Stebbins, A. 2008, *Physical Review Letters*, 100, 191302
- Camera, S., Bertacca, D., Diaferio, A., Bartolo, N., & Matarrese, S. 2009, *Mon. Not. Roy. Astron. Soc.*, 399, 1995
- Camera, S., Diaferio, A., & Cardone, V. F. 2011a, *JCAP*, 1101, 029
- . 2011b, *JCAP*, 1107, 016
- Camera, S., Kitching, T. D., Heavens, A. F., Bertacca, D., & Diaferio, A. 2010, *Mon. Not. Roy. Astron. Soc.*, 415, 399
- Camera, S., Kitching, T. D., Heavens, A. F., Bertacca, D., & Diaferio, A. 2010, *ArXiv e-prints*
- Campanelli, L., Cea, P., & Tedesco, L. 2007, *Phys. Rev. D*, 76, 063007
- Capozziello, S., & Fang, L. Z. 2002, *International Journal of Modern Physics D*, 11, 483
- Capozziello, S., Nesseris, S., & Perivolaropoulos, L. 2007, *JCAP*, 0712, 009
- Capozziello, S., Nojiri, S., & Odintsov, S. D. 2006, *Physics Letters B*, 632, 597
- Cappelluti, N., Predehl, P., Boehringer, H., Brunner, H., Brusa, M., et al. 2011, *Memorie della Societa Astronomica Italiana Supplementi*, 17
- Carbone, C., Mangilli, A., & Verde, L. 2011a, *J. Cosmology Astropart. Phys.*, 9, 28
- Carbone, C., Mena, O., & Verde, L. 2010a, *JCAP*, 7, 20
- Carbone, C., Verde, L., & Matarrese, S. 2008, *ApJL*, 684, L1
- Carbone, C., Verde, L., Wang, Y., & Cimatti, A. 2010b, *in Prep*
- . 2011b, *J. Cosmology Astropart. Phys.*, 3, 30
- Carroll, S. M., Duvvuri, V., Trodden, M., & Turner, M. S. 2004, *Phys. Rev. D*, 70, 043528
- Carroll, S. M., Sawicki, I., Silvestri, A., & Trodden, M. 2006, *New Journal of Physics*, 8, 323
- Casarini, L., La Vacca, G., Amendola, L., Bonometto, S. A., & Maccio, A. V. 2011
- Casas J.A., Garcia-Bellido J., Q. M. 1991, *Nucl. Phys. B.*, 361, 713
- . 1992, *Class. Quant. Grav.*, 9, 1371
- Catelan, P., Lucchin, F., Matarrese, S., & Moscardini, L. 1995, *MNRAS*, 276, 39
- Catena, R., Pietroni, M., & Scarabello, L. 2007, *Phys. Rev.*, D76, 084039
- Célérier, M. 2000, *A&A*, 353, 63
- Cembranos, J. A. R., Feng, J. L., Rajaraman, A., & Takayama, F. 2005, *Phys. Rev. Lett.*, 95, 181301
- Chambers, A., Nurmi, S., & Rajantie, A. 2010, *JCAP*, 1, 12
- Chen, X., Easther, R., & Lim, E. A. 2007a, *JCAP*, 6, 23
- Chen, X., Huang, M., Kachru, S., & Shiu, G. 2007b, *JCAP*, 1, 2
- Cheung, C., Fitzpatrick, A. L., Kaplan, J., & Senatore, L. 2008a, *JCAP*, 2, 21
- Cheung, C., Fitzpatrick, A. L., Kaplan, J., Senatore, L., & Creminelli, P. 2008b, *Journal of High Energy Physics*, 3, 14
- . 2008c, *Journal of High Energy Physics*, 3, 14

- Chevallier, M., & Polarski, D. 2001, *Int.J.Mod.Phys.*, D10, 213
- Chiba, T. 2003, *Physics Letters B*, 575, 1
- Chiba, T. 2003, *Phys. Lett.*, B575, 1
- Chiba, T., Dutta, S., & Scherrer, R. J. 2009, *Phys. Rev.*, D80, 043517
- Chiba, T., Siino, M., & Yamaguchi, M. 2010, *Phys. Rev.*, D81, 083530
- Chimento, L. P., & Forte, M. 2006, *Phys. Rev. D*, 73, 063502
- . 2008, *Physics Letters B*, 666, 205
- Chimento, L. P., Jakubi, A. S., Pavon, D., & Zimdahl, W. 2003, *Phys. Rev.*, D67, 083513
- Chimento, L. P., Lazkoz, R., & Sendra, I. 2010, *General Relativity and Gravitation*, 42, 1189
- Chimento, L. P., & Pavon, D. 2006, *Phys. Rev.*, D73, 063511
- Choudhury, T. R., Srianand, R., & Padmanabhan, T. 2001, *ApJ*, 559, 29
- Cimatti, A., Robberto, M., Baugh, C., Beckwith, S. V. W., Content, R., Daddi, E., De Lucia, G., Garilli, B., Guzzo, L., Kauffmann, G., Lehnert, M., Maccagni, D., Martínez-Sansigre, A., Pasian, F., Reid, I. N., Rosati, P., Salvaterra, R., Stiavelli, M., Wang, Y., Zapatero Osorio, M., Balcells, M., Bersanelli, M., Bertoldi, F., Blaizot, J., Bottini, D., Bower, R., Bulgarelli, A., Burgasser, A., Burigana, C., Butler, R. C., Casertano, S., Ciardi, B., Cirasuolo, M., Clampin, M., Cole, S., Comastri, A., Cristiani, S., Cuby, J.-G., Cuttaia, F., de Rosa, A., Sanchez, A. D., di Capua, M., Dunlop, J., Fan, X., Ferrara, A., Finelli, F., Franceschini, A., Franx, M., Franzetti, P., Frenk, C., Gardner, J. P., Gianotti, F., Grange, R., Gruppioni, C., Gruppuso, A., Hammer, F., Hillenbrand, L., Jacobsen, A., Jarvis, M., Kennicutt, R., Kimble, R., Kriek, M., Kurk, J., Kneib, J.-P., Le Fevre, O., Macchetto, D., MacKenty, J., Madau, P., Magliocchetti, M., Maino, D., Mandolesi, N., Masetti, N., McLure, R., Mellina, A., Meyer, M., Mignoli, M., Mobasher, B., Molinari, E., Morgante, G., Morris, S., Nicastro, L., Oliva, E., Padovani, P., Palazzi, E., Paresce, F., Perez Garrido, A., Pian, E., Popa, L., Postman, M., Pozzetti, L., Rayner, J., Rebolo, R., Renzini, A., Röttgering, H., Schinnerer, E., Scodeggio, M., Saisse, M., Shanks, T., Shapley, A., Sharples, R., Shea, H., Silk, J., Smail, I., Spanó, P., Steinacker, J., Stringhetti, L., Szalay, A., Tresse, L., Trifoglio, M., Urry, M., Valenziano, L., Villa, F., Villo Perez, I., Walter, F., Ward, M., White, R., White, S., Wright, E., Wyse, R., Zamorani, G., Zacchei, A., Zeilinger, W. W., & Zerbi, F. 2009, *Experimental Astronomy*, 23, 39
- Clarkson, C., Bassett, B., & Lu, T. 2008, *Physical Review Letters*, 101, 011301
- Clarkson, C., Clifton, T., & February, S. 2009, *JCAP*, 0906, 025
- Clarkson, C., & Maartens, R. 2010, *Classical and Quantum Gravity*, 27, 124008
- Cline, J. M., Crotty, P., & Lesgourgues, J. 2003, *Journal of Cosmology and Astro-Particle Physics*, 9, 10
- Clowe, D., Bradač, M., Gonzalez, A. H., Markevitch, M., Randall, S. W., Jones, C., & Zaritsky, D. 2006a, *ApJ*, 648, L109
- Clowe, D., Schneider, P., Aragón-Salamanca, A., Bremer, M., De Lucia, G., Halliday, C., Jablonka, P., Milvang-Jensen, B., Pelló, R., Poggianti, B., Rudnick, G., Saglia, R., Simard, L., White, S., & Zaritsky, D. 2006b, *A&A*, 451, 395
- Coc, A., Vangioni-Flam, E., Cassé, M., & Rabiet, M. 2002, *Phys. Rev. D*, 65, 043510
- Colberg, J. M., Pearce, F., Foster, C., Platen, E., Brunino, R., Neyrinck, M., Basilakos, S., Fairall, A., Feldman, H., Gottlöber, S., Hahn, O., Hoyle, F., Müller, V., Nelson, L., Plionis, M., Porciani, C., Shandarin, S., Voegeley, M. S., & van de Weygaert, R. 2008, *MNRAS*, 387, 933
- Colin, P., Avila-Reese, V., & Valenzuela, O. 2000, *Astrophys. J.*, 542, 622
- Collins, C. B., & Hawking, S. W. 1973, *MNRAS*, 162, 307
- Connes, A. 1990, *Géométrie non commutative*, ed. Connes, A.
- Cooray, A., Holz, D. E., & Caldwell, R. 2008, *ArXiv e-prints*
- Copeland, E. J., Liddle, A. R., & Wands, D. 1998, *Phys. Rev.*, D57, 4686
- Copi, C. J., Huterer, D., Schwarz, D. J., & Starkman, G. D. 2007, *Phys. Rev. D*, 75, 023507
- . 2010, *Advances in Astronomy*, 847541, 2010, 78
- Corasaniti, P. S., & Melchiorri, A. 2008, *Phys.Rev.*, D77, 103507
- Courteau, S., Willick, J. A., Strauss, M. A., Schlegel, D., & Postman, M. 2000, *ApJ*, 544, 636
- Creminelli, P., D'Amico, G., Musso, M., Noreña, J., & Trincherini, E. 2010, *ArXiv e-prints*
- Creminelli, P., D'Amico, G., Noreña, J., & Vernizzi, F. 2009, *jcaph*, 2, 18
- Creminelli, P., Nicolis, A., Senatore, L., Tegmark, M., & Zaldarriaga, M. 2006, *jcaph*, 5, 4
- Creminelli, P., Nicolis, A., & Zaldarriaga, M. 2005, *Phys. Rev. D*, 71, 063505
- Creminelli, P., & Senatore, L. 2007, *jcaph*, 11, 10
- Creminelli, P., & Zaldarriaga, M. 2004, *jcaph*, 10, 6
- Cremonesi, O. 2010, *ArXiv e-prints*
- Crittenden, R., Majerotto, E., & Piazza, F. 2007, *Phys. Rev. Lett.*, 98, 251301
- Crotty, P., Garcia-Bellido, J., Lesgourgues, J., & Riazuelo, A. 2003, *Phys. Rev. Lett.*, 91, 171301
- Cruz, M., Martínez-González, E., Vielva, P., & Cayón, L. 2005, *MNRAS*, 356, 29
- Cruz, M., Martínez-González, E., Vielva, P., Diego, J. M., Hobson, M., & Turok, N. 2008, *MNRAS*, 390, 913
- Csáki, C., Kaloper, N., & Terning, J. 2002, *Physical Review Letters*, 88, 161302
- da Costa, L. N., Bernardi, M., Alonso, M. V., Wegner, G., Willmer, C. N. A., Pellegrini, P. S., Maia, M. A. G., & Zaroubi, S. 2000, *ApJ*, 537, L81
- Dalal, N., Doré, O., Huterer, D., & Shirokov, A. 2008, *Phys. Rev. D*, 77, 123514
- Dalcanton, J. J., & Hogan, C. J. 2001, *ApJ*, 561, 35
- Daly, R. A., & Djorgovski, S. G. 2003, *ApJ*, 597, 9

- D'Amico, G., Musso, M., Noreña, J., & Paranjape, A. 2010, ArXiv e-prints
- Damour, T., Gibbons, G. W., & Gundlach, C. 1990, *Phys. Rev. Lett.*, 64, 123
- Daniel, S. F., & Linder, E. V. 2010, *Phys. Rev.*, D82, 103523
- Daniel, S. F., et al. 2010, *Phys. Rev.*, D81, 123508
- Das, S., Corasaniti, P. S., & Khoury, J. 2006a, *Phys. Rev.*, D73, 083509
- 2006b, *Phys. Rev.*, D73, 083509
- Das, S., & Weiner, N. 2006
- Davis, A.-C., Li, B., Mota, D. F., & Winther, H. A. 2011a
- Davis, A.-C., Lim, E. A., Sakstein, J., & Shaw, D. 2011b
- Davis, M., & Huchra, J. 1982, *ApJ*, 254, 437
- De Bernardis, F., Martinelli, M., Melchiorri, A., Mena, O., & Cooray, A. 2011
- De Bernardis, F., Pagano, L., Serra, P., Melchiorri, A., & Cooray, A. 2008, *JCAP*, 0806, 013
- de Blok, W. J. G., McGaugh, S. S., Bosma, A., & Rubin, V. C. 2001, *ApJ*, 552, L23
- de Felice, A., Mukohyama, S., & Tsujikawa, S. 2010, *Phys. Rev. D*, 82, 023524
- de Oliveira-Costa, A., Tegmark, M., Zaldarriaga, M., & Hamilton, A. 2004a, *Phys. Rev. D*, 69, 063516
- 2004b, *Phys. Rev. D*, 69, 063516
- de Putter, R., Zahn, O., & Linder, E. V. 2009, *Phys. Rev. D*, 79, 065033
- de Rham, C., Dvali, G., Hofmann, S., Khoury, J., Pujolas, O., et al. 2008a, *Phys.Rev.Lett.*, 100, 251603
- de Rham, C., & Gabadadze, G. 2010, *Phys.Rev.*, D82, 044020
- de Rham, C., Gabadadze, G., & Tolley, A. J. 2010a, ArXiv e-prints
- de Rham, C., Hofmann, S., Khoury, J., & Tolley, A. J. 2008b, *JCAP*, 0802, 011
- de Rham, C., Khoury, J., & Tolley, A. J. 2010b, *Phys.Rev.*, D81, 124027
- de Rham, C., & Tolley, A. J. 2010, *JCAP*, 1005, 015
- Debattista, V. P., Moore, B., Quinn, T., Kazantzidis, S., Maas, R., Mayer, L., Read, J., & Stadel, J. 2008, *ApJ*, 681, 1076
- DeDeo, S., Caldwell, R. R., & Steinhardt, P. J. 2003, *Phys. Rev. D*, 67, 103509
- Deffayet, C., Dvali, G., & Gabadadze, G. 2002a, *Phys.Rev.*, D65, 044023
- Deffayet, C., Dvali, G., Gabadadze, G., & Vainshtein, A. I. 2002b, *Phys.Rev.*, D65, 044026
- Dekel, A., Eldar, A., Kolatt, T., Yahil, A., Willick, J. A., Faber, S. M., Courteau, S., & Burstein, D. 1999, *ApJ*, 522, 1
- del Campo, S., Herrera, R., Olivares, G., & Pavon, D. 2006, *Phys. Rev.*, D74, 023501
- Dent, T., Stern, S., & Wetterich, C. 2008, *Phys.Rev.*, D78, 103518
- 2009, *JCAP*, 0901, 038
- Desjacques, V., Jeong, D., & Schmidt, F. 2011a, *Phys. Rev. D*, 84, 061301
- 2011b, *Phys. Rev. D*, 84, 063512
- Di Porto, C., & Amendola, L. 2008, *Phys.Rev.*, D77, 083508
- Di Porto, C., Amendola, L., & Branchini, E. 2011, ArXiv e-prints
- Diaz-Rivera, L. M., Samushia, L., & Ratra, B. 2006, *Phys. Rev.*, D73, 083503
- Diemand, J., & Moore, B. 2009
- Dienes, K. R., Kolda, C., & March-Russell, J. 1997, *Nuclear Physics B*, 492, 104
- Dimopoulos, K. 2006, *Phys. Rev. D*, 74, 083502
- Dimopoulos, K., & Karčiauskas, M. 2008, *JHEP*, 07, 119
- Dimopoulos, K., & Karčiauskas, M. 2008, *JHEP*, 7, 119
- Dimopoulos, K., Karčiauskas, M., & Wagstaff, J. M. 2010, *Phys. Rev. D*, 81, 023522
- Dine, M. 1981, *Physics Letters B*, 104, 199
- Dine, M., & Fischler, W. 1983, *Physics Letters B*, 120, 137
- Dine, M., & Fischler, W. 1983, *Physics Letters B*, 120, 137
- Dodelson, S. 2003, *Modern cosmology* (Academic Press)
- Dodelson, S., & Liguori, M. 2006, *Phys. Rev. Lett.*, 97, 231301
- Dolgov, A. D., & Kawasaki, M. 2003, *Physics Letters B*, 573, 1
- Dou, X., & Meng, X. 2011, *Advances in Astronomy*, 2011
- Douspis, M., Zolnierowski, Y., Blanchard, A., & Riazuelo, A. 2006
- Dunkley, J., Bucher, M., Ferreira, P. G., Moodley, K., & Skordis, C. 2005, *Physical Review Letters*, 95, 261303
- Durrer, R., Marozzi, G., & Rinaldi, M. 2009, *Phys. Rev. D*, 80, 065024
- Dutta, S., & Scherrer, R. J. 2008, *Phys. Rev.*, D78, 123525
- Dvali, G., Gabadadze, G., & Porrati, M. 2000, *Phys.Lett.*, B485, 208
- Dvali, G., Gabadadze, G., & Shifman, M. 2002
- 2003, *Phys. Rev.*, D67, 044020
- Dvali, G., Gruzinov, A., & Zaldarriaga, M. 2004, *Phys. Rev. D*, 69, 023505
- Dvali, G., Hofmann, S., & Khoury, J. 2007, *Phys. Rev.*, D76, 084006
- Dvali, G., & Kachru, S. 2003, ArXiv High Energy Physics - Theory e-prints
- Dvali, G., & Turner, M. S. 2003
- Dvorkin, C., Peiris, H. V., & Hu, W. 2008, *Phys. Rev. D*, 77, 063008
- Efstathiou, G. 2004, *MNRAS*, 348, 885
- Efstathiou, G., & Bond, J. R. 1986, *mnras*, 218, 103

- Eggers Bjaelde, O., & Wong, Y. Y. Y. 2010, ArXiv e-prints
- Eisenstein, D. J., & Hu, W. 1997, *Astrophys. J.*, 511, 5
- Eisenstein, D. J., jong Seo, H., & 1 White, M. J. 2007, *Astrophys. J.*, 664, 660
- Ellis, G. F. R. 2011, *Classical and Quantum Gravity*, 28, 164001
- Ellis, G. F. R., & MacCallum, M. A. H. 1969, *Communications in Mathematical Physics*, 12, 108
- Enqvist, K. 2008, *General Relativity and Gravitation*, 40, 451
- Enqvist, K., & Sloth, M. S. 2002, *Nuclear Physics B*, 626, 395
- Enqvist, K., & Vähkönen, A. 2004, *JCAP*, 9, 6
- Erdoğan, P., Huchra, J. P., Lahav, O., Colless, M., Cutri, R. M., Falco, E., George, T., Jarrett, T., Jones, D. H., Kochanek, C. S., Macri, L., Mader, J., Martinbeau, N., Pahre, M., Parker, Q., Rassat, A., & Saunders, W. 2006, *MNRAS*, 368, 1515
- Erickcek, A. L., Hirata, C. M., & Kamionkowski, M. 2009, *Phys. Rev. D*, 80, 083507
- Erickcek, A. L., Kamionkowski, M., & Carroll, S. M. 2008, *Phys. Rev. D*, 78, 123520
- Eriksen, H. K., Banday, A. J., Gorski, K. M., Hansen, F. K., & Lilje, P. B. 2007, *Astrophys. J.*, 660, L81
- Eriksen, H. K., Hansen, F. K., Banday, A. J., Górski, K. M., & Lilje, P. B. 2004a, *ApJ*, 605, 14
- , 2004b, *ApJ*, 609, 1198
- Esposito-Farese, G., & Polarski, D. 2001, *Phys. Rev.*, D63, 063504
- Etherington, I. M. H. 1933, *Philosophical Magazine*, 15, 761
- Falk, T., Rangarajan, R., & Srednicki, M. 1993, *Astrophys. J. Lett.*, 403, L1
- Faraoni, V. 2000, *Phys. Rev.*, D62, 023504
- Faraoni, V. 2006, *Phys. Rev. D*, 74, 023529
- Fardon, R., Nelson, A. E., & Weiner, N. 2004, *JCAP*, 0410, 005
- Farrar, G. R., & Peebles, P. J. E. 2004, *Astrophys. J.*, 604, 1
- Faulkner, T., Tegmark, M., Bunn, E. F., & Mao, Y. 2007, *Phys. Rev. D*, 76, 063505
- Feldman, H. A., Kaiser, N., & Peacock, J. A. 1994, *ApJ*, 426, 23
- Feng, B., Wang, X.-L., & Zhang, X.-M. 2005, *Phys. Lett.*, B607, 35
- Feng, J. L., Kaplinghat, M., & Yu, H. 2010, *Physical Review Letters*, 104, 151301
- Feroz, F., & Hobson, M. P. 2008, *MNRAS*, 384, 449
- Ferreira, P. G., & Skordis, C. 2010, *Phys. Rev.*, D81, 104020
- Ferreira, P. G., Skordis, C., & Zunckel, C. 2008, *Phys. Rev.*, D78, 044043
- Finelli, F. 2002, *Physics Letters B*, 545, 1
- Flauger, R., McAllister, L., Pajer, E., Westphal, A., & Xu, G. 2010, *JCAP*, 6, 9
- Francis, M. J., Lewis, G. F., & Linder, E. V. 2008a, *Mon. Not. Roy. Astron. Soc.*, 394, 605
- , 2008b, *Mon. Not. Roy. Astron. Soc. Lett.*, 393, L31
- Frieman, J. A., Hill, C. T., Stebbins, A., & Waga, I. 1995, *Physical Review Letters*, 75, 2077
- Fry, J. N., & Gaztanaga, E. 1993, *ApJ*, 413, 447
- Fukuda, Y., Hayakawa, T., Ichihara, E., Inoue, K., & et al. 1998, *Physical Review Letters*, 81, 1562
- Fukugita, M., & Yanagida, T. 1986, *Physics Letters B*, 174, 45
- Füza, A., & Alimi, J. 2007, *Phys. Rev. D*, 75, 123007
- Gangui, A., Lucchin, F., Matarrese, S., & Mollerach, S. 1994, *ApJ*, 430, 447
- Gannouji, R., Moraes, B., Mota, D. F., Polarski, D., Tsujikawa, S., et al. 2010, *Phys. Rev.*, D82, 124006
- Gannouji, R., Moraes, B., & Polarski, D. 2009, *JCAP*, 0902, 034
- Gao, C., Kunz, M., Liddle, A. R., & Parkinson, D. 2010, *Phys. Rev. D*, 81, 043520
- Garcia-Bellido, J., & Haugboelle, T. 2008a, *JCAP*, 0804, 003
- , 2008b, *J. Cosmology Astropart. Phys.*, 4, 3
- , 2008c, *JCAP*, 0809, 016
- , 2009, *JCAP*, 0909, 028
- Garcia-Bellido, J., & Haugbølle, T. 2008, *JCAP*, 4, 3
- Garriga, J., & Mukhanov, V. F. 1999, *Physics Letters B*, 458, 219
- Gasperini, M., & Veneziano, G. 1993, *Astroparticle Physics*, 1, 317
- Gavazzi, R., & Soucail, G. 2007, *A&A*, 462, 459
- Gavela, M. B., Hernandez, D., Honorez, L. L., Mena, O., & Rigolin, S. 2009, *JCAP*, 0907, 034
- Gavela, M. B., Lopez-Honorez, L., Mena, O., & Rigolin, S. 2010, *JCAP*, 1011, 044
- Geach, J., Cimatti, A., Percival, W., Wang, Y., Guzzo, L., et al. 2010, *Mon. Not. Roy. Astron. Soc.*, 402, 1330
- Giacconi, R., Borgani, S., Rosati, P., Tozzi, P., Gilli, R., Murray, S., Paolillo, M., Pareschi, G., Tagliaferri, G., Ptak, A., Vikhlinin, A., Flanagan, K., Weisskopf, M., Bignamini, A., Donahue, M., Evrard, A., Forman, W., Jones, C., Molendi, S., Santos, J., & Voit, G. 2009, in *Astronomy*, Vol. 2010, astro2010: The Astronomy and Astrophysics Decadal Survey, 90
- Giannantonio, T. 2009, *Nucl. Phys. Proc. Suppl.*, 194, 224
- Giannantonio, T., Carron, J., Porciani, C., Amara, A., & Pillepich, A. 2011, ArXiv e-prints
- Giannantonio, T., & Porciani, C. 2010, *Phys. Rev. D*, 81, 063530
- Giddings, S. B., & Sloth, M. S. 2010, ArXiv e-prints
- Gies, H., Jaeckel, J., & Ringwald, A. 2006, *Physical Review Letters*, 97, 140402
- Gilks, W. R., Richardson, S., & Spiegelhalter, D. J. 1996, *Markov Chain Monte Carlo in practice* (Chapman and Hall)

- Giovanelli, R., Haynes, M. P., Freudling, W., da Costa, L. N., Salzer, J. J., & Wegner, G. 1998a, *ApJ*, 505, L91
- Giovanelli, R., Haynes, M. P., Salzer, J. J., Wegner, G., da Costa, L. N., & Freudling, W. 1998b, *AJ*, 116, 2632
- Gnedin, O. Y., & Ostriker, J. P. 2001, *ApJ*, 561, 61
- Goldhaber, A. S., & Nieto, M. M. 2010, *Rev.Mod.Phys.*, 82, 939
- Golovnev, A., Mukhanov, V., & Vanchurin, V. 2008, *JCAP*, 0806, 009
- Goodsell, M., Jaeckel, J., Redondo, J., & Ringwald, A. 2009, *Journal of High Energy Physics*, 11, 27
- Gordon, C., & Lewis, A. 2003, *Phys. Rev. D*, 67, 123513
- Groeneboom, N. E., Ackerman, L., Kathrine Wehus, I., & Eriksen, H. K. 2010, *ApJ*, 722, 452
- Groeneboom, N. E., & Eriksen, H. K. 2009, *ApJ*, 690, 1807
- Grossi, M., & Springel, V. 2009, *Mon. Not. Roy. Astron. Soc.*, 394, 1559
- Grossi, M., Verde, L., Carbone, C., Dolag, K., Branchini, E., Iannuzzi, F., Matarrese, S., & Moscardini, L. 2009, *MNRAS*, 398, 321
- Gruppuso, A. 2007, *Phys. Rev. D*, 76, 083010
- Gruppuso, A., Finelli, F., Natoli, P., Paci, F., Cabella, P., de Rosa, A., & Mandolesi, N. 2010, *MNRAS*, 1792
- Gudnason, S. B., Kouvaris, C., & Sannino, F. 2006, *Physical Review D*, 74, 095008+
- Gunn, J. E., & Gott, III, J. R. 1972, *ApJ*, 176, 1
- Guo, Z.-K., Ohta, N., & Tsujikawa, S. 2007, *Phys. Rev.*, D76, 023508
- Gurovich, V. T., & Starobinsky, A. A. 1979, *Sov. Phys. JETP*, 50, 844
- Guth, A. H. 1981, *Phys. Rev. D*, 23, 347
- Guth, A. H., & Pi, S. 1982, *Physical Review Letters*, 49, 1110
- Guzzo, L., Pierleoni, M., Meneux, B., Branchini, E., Le Fèvre, O., Marinoni, C., Garilli, B., Blaizot, J., De Lucia, G., Pollo, A., McCracken, H. J., Bottini, D., Le Brun, V., Maccagni, D., Picat, J. P., Scaramella, R., Scodeggio, M., Tresse, L., Vettolani, G., Zanichelli, A., Adami, C., Arnouts, S., Bardelli, S., Bolzonella, M., Bongiorno, A., Cappi, A., Charlot, S., Ciliegi, P., Contini, T., Cucciati, O., de la Torre, S., Dolag, K., Foucaud, S., Franzetti, P., Gavignaud, I., Ilbert, O., Iovino, A., Lamareille, F., Marano, B., Mazure, A., Memeo, P., Merighi, R., Moscardini, L., Paltani, S., Pellò, R., Perez-Montero, E., Pozzetti, L., Radovich, M., Vergani, D., Zamorani, G., & Zucca, E. 2008, *Nature*, 451, 541
- Hamaguchi, K., Murayama, H., & Yanagida, T. 2002, *Phys. Rev. D*, 65, 043512
- Hamilton, A. J. S. 1992, *ApJ*, 385, L5
- Hanson, D., & Lewis, A. 2009, *Phys. Rev. D*, 80, 063004
- Hanson, D., Lewis, A., & Challinor, A. 2010, *Phys. Rev. D*, 81, 103003
- Hawking, S. W. 1982, *Physics Letters B*, 115, 295
- Hearin, A. P., & Zentner, A. R. 2009, *JCAP*, 0904, 032
- Heavens, A. 2003, *MNRAS*, 343, 1327
- Heavens, A. F., Jimenez, R., & Maartens, R. 2011, *J. Cosmology Astropart. Phys.*, 9, 35
- Heavens, A. F., Kitching, T. D., & Verde, L. 2007, *MNRAS*, 380, 1029
- Henriques, A. B., Potting, R., & Sá, P. M. 2009, *Phys. Rev. D*, 79, 103522
- Hertzberg, M. P., Tegmark, M., & Wilczek, F. 2008, *Physical Review D (Particles, Fields, Gravitation, and Cosmology)*, 78, 083507+
- Heymans, C., Gray, M. E., Peng, C. Y., van Waerbeke, L., Bell, E. F., Wolf, C., Bacon, D., Balogh, M., Barazza, F. D., Barden, M., Böhm, A., Caldwell, J. A. R., Häußler, B., Jahnke, K., Jogee, S., van Kampen, E., Lane, K., McIntosh, D. H., Meisenheimer, K., Mellier, Y., Sánchez, S. F., Taylor, A. N., Wisotzki, L., & Zheng, X. 2008, *MNRAS*, 385, 1431
- Hikage, C., Coles, P., Grossi, M., Moscardini, L., Dolag, K., Branchini, E., & Matarrese, S. 2008, *MNRAS*, 385, 1613
- Himmetoglu, B., Contaldi, C. R., & Peloso, M. 2009a, *Phys. Rev. D*, 80, 123530
- . 2009b, *Phys. Rev. Lett.*, 102, 111301
- Hinterbichler, K., & Khoury, J. 2010, *Phys.Rev.Lett.*, 104, 231301
- Hirata, C. M. 2009, *JCAP*, 0909, 011
- Hisano, J., Kohri, K., & Nojiri, M. M. 2001, *Phys. Lett.*, B505, 169
- Hobson, M., Jaffe, A., Liddle, A., Mukherjee, P., & Parkinson, D. R. 2010, *Bayesian Methods in Cosmology* (Cambridge: Cambridge University Press)
- Hogan, C. J., & Dalcanton, J. J. 2000, *Phys. Rev. D*, 62, 063511
- Holdom, B. 1986, *Physics Letters B*, 166, 196
- Holman, R., & Tolley, A. J. 2008, *jcap*, 5, 1
- Hoof, G. T. 1976a, *Physical Review D*, 14, 3432
- . 1976b, *Physical Review Letters*, 37, 8+
- Hrycyna, O., & Szydlowski, M. 2007, *Phys. Lett.*, B651, 8
- Hu, W. 1998a, *The Astrophysical Journal*, 506, 485
- . 1998b, *Astrophys. J.*, 506, 485
- . 1999, *The Astrophysical Journal*, 522, 4
- . 2000, *Phys. Rev.*, D62, 043007
- . 2004
- . 2005, *Phys.Rev.*, D71, 047301
- . 2008, *Phys. Rev.*, D77, 103524

- Hu, W., Barkana, R., & Gruzinov, A. 2000, *Physical Review Letters*, 85, 1158
- Hu, W., & Jain, B. 2004, *Phys. Rev.*, D70, 043009
- Hu, W., & Keeton, C. R. 2002, *Phys. Rev. D*, 66, 063506
- Hu, W., & Sawicki, I. 2007, *Phys. Rev.*, D76, 104043
- Hu, W., & Sawicki, I. 2007, *Phys. Rev. D*, 76, 064004
- Hu, W., & Sawicki, I. 2007, *Phys. Rev.*, D76, 064004
- Hu, W., & Tegmark, M. 1999, *ApJ*, 514, L65
- Huang, Z., Bond, J. R., & Kofman, L. 2011, *Astrophys. J.*, 726, 64
- Hudson, M. J., Smith, R. J., Lucey, J. R., & Branchini, E. 2004, *MNRAS*, 352, 61
- Huey, G., & Wandelt, B. D. 2006, *Phys.Rev.*, D74, 023519
- Hui, L. 2001, *Phys. Rev. Lett.*, 86, 3467
- Hui, L., Nicolis, A., & Stubbs, C. 2009, *Phys. Rev.*, D80, 104002
- Huterer, D. 2002, *Phys. Rev.*, D65, 063001
- Huterer, D., & Linder, E. V. 2007, *Phys. Rev.*, D75, 023519
- Huterer, D., & Starkman, G. 2003, *Phys. Rev. Lett.*, 90, 031301
- Huterer, D., & Takada, M. 2005, *Astropart. Phys.*, 23, 369
- Huterer, D., & Turner, M. S. 2001a, *Phys. Rev.*, D64, 123527
- , 2001b, *Phys. Rev.*, D64, 123527
- Hwang, J. C. 1990a, *Class. Quant. Grav.*, 7, 1613
- , 1990b, *Phys. Rev.*, D42, 2601
- Hwang, J.-c., & Noh, H.-r. 2002, *Phys. Rev.*, D65, 023512
- Iguchi, H., Nakamura, T., & Nakao, K. 2002, *Progress of Theoretical Physics*, 108, 809
- Ilic, S., Kunz, M., Liddle, A. R., & Frieman, J. A. 2010, *Phys.Rev.*, D81, 103502
- Ishak, M., Upadhye, A., & Spergel, D. N. 2006, *Phys. Rev. D*, 74, 043513
- Jaffe, T. R., Hervik, S., Banday, A. J., & Górski, K. M. 2006, *ApJ*, 644, 701
- Jain, B., & Khoury, J. 2010, *Annals Phys.*, 325, 1479
- Janssen, T. M., & Prokopec, T. 2009, *ArXiv e-prints*
- Jimenez, R., Kitching, T., Peña-Garay, C., & Verde, L. 2010, *J. Cosmology Astropart. Phys.*, 5, 35
- Jimenez, R., Kitching, T., Pena-Garay, C., & Verde, L. 2010, *JCAP*, 1005, 035
- Jing, Y. P., Zhang, P., Lin, W. P., Gao, L., & Springel, V. 2006, *Astrophys. J.*, 640, L119
- Jungman, G. 1996, *Physics Reports*, 267, 195
- Jungman, G., Kamionkowski, M., & Griest, K. 1996, *Phys. Rep.*, 267, 195
- Juszkiewicz, R., Vittorio, N., & Wyse, R. F. G. 1990, *ApJ*, 349, 408
- Kain, B., & Ling, H. Y. 2010
- Kaiser, N. 1987a, *MNRAS*, 227, 1
- , 1987b, *MNRAS*, 227, 1
- , 1987c, *MNRAS*, 227, 1
- Kaiser, N., & Squires, G. 1993, *ApJ*, 404, 441
- Kallos, R., Kratochvil, J., Linde, A., Linder, E. V., & Shmakova, M. 2003, *J. Cosmology Astropart. Phys.*, 10, 15
- Kamenshchik, A., Moschella, U., & Pasquier, V. 2001, *Physics Letters B*, 511, 265
- Kamionkowski, M., & Souradeep, T. 2011, *Phys. Rev.*, D83, 027301
- Kamionkowski, M., Verde, L., & Jimenez, R. 2009, *JCAP*, 1, 10
- Kaplinghat, M., Knox, L., & Song, Y. 2003, *Physical Review Letters*, 91, 241301
- Karciauskas, M., Dimopoulos, K., & Lyth, D. H. 2009, *Phys.Rev. D*, 80, 023509
- Kashlinsky, A., Atrio-Barandela, F., Ebeling, H., Edge, A., & Kocevski, D. 2010, *ApJ*, 712, L81
- Kauffmann, G., White, S. D. M., & Guiderdoni, B. 1993, *Mon. Not. Roy. Astron. Soc.*, 264, 201
- Kawasaki, M., Nakayama, K., Sekiguchi, T., Suyama, T., & Takahashi, F. 2008, *jcap*, 11, 19
- Kendall, M., & Stuart, A. 1977, *The advanced theory of statistics*, 4th edn. (London and High Wycombe: Griffin and Co)
- Khiabani, H., & Dell'Antonio, I. P. 2008, *ApJ*, 684, 794
- Khoury, J., Ovrut, B. A., Steinhardt, P. J., & Turok, N. 2001, *Phys. Rev. D*, 64, 123522
- Khoury, J., & Weltman, A. 2004, *Phys.Rev.*, D69, 044026
- Khoury, J., & Wyman, M. 2009, *Phys. Rev.*, D80, 064023
- Kiakotou, A., Elgarøy, O., & Lahav, O. 2008, *Phys. Rev. D*, 77, 063005
- Kilbinger, M., Benabed, K., Cappe, O., Cardoso, J., Fort, G., Prunet, S., Robert, C. P., & Wraith, D. 2011, *ArXiv e-prints*
- Kim, J., & Naselsky, P. 2010a, *ApJ Letters*, 714, L265
- , 2010b, *ArXiv e-prints* 1011.0377
- Kitching, T. D., Amara, A., Abdalla, F. B., Joachimi, B., & Refregier, A. 2009, *MNRAS*, 399, 2107
- Kitching, T. D., Heavens, A. F., Taylor, A. N., Brown, M. L., Meisenheimer, K., Wolf, C., Gray, M. E., & Bacon, D. J. 2007, *MNRAS*, 376, 771
- Kitching, T. D., Heavens, A. F., Verde, L., Serra, P., & Melchiorri, A. 2008, *Phys. Rev. D*, 77, 103008
- Kitching, T. D., & Taylor, A. N. 2010, *MNRAS*, 1564
- Kleyna, J. T., Wilkinson, M. I., Evans, N. W., & Gilmore, G. 2001, *ApJ*, 563, L115
- Klypin, A., & Holtzman, J. 1997

- Klypin, A., Kravtsov, A. V., Valenzuela, O., & Prada, F. 1999, *ApJ*, 522, 82
- Klypin, A., Zhao, H., & Somerville, R. S. 2002, *ApJ*, 573, 597
- Klypin, A. A., Kravtsov, A. V., Valenzuela, O., & Prada, F. 1999, *Astrophys. J.*, 522, 82
- Kocevski, D. D., & Ebeling, H. 2006, *ApJ*, 645, 1043
- Kodama, H., & Sasaki, M. 1984, *Prog. Theor. Phys. Suppl.*, 78, 1
- Kofman, L. 2003, *ArXiv Astrophysics e-prints*
- Kogut, A., Hinshaw, G., & Banday, A. J. 1997, *Phys. Rev. D*, 55, 1901
- Koh, S., & Brandenberger, R. H. 2007, *JCAP*, 6, 21
- Koivisto, T. 2005, *Phys. Rev.*, D72, 043516
- Koivisto, T., & Mota, D. F. 2006, *Phys.Rev.*, D73, 083502
- Koivisto, T., & Mota, D. F. 2008a, *ApJ*, 679, 1
- . 2008b, *Journal of Cosmology and Astro-Particle Physics*, 6, 18
- Koivisto, T. S., & Mota, D. F. 2008, *JCAP*, 0808, 021
- Koivisto, T. S., & Mota, D. F. 2010, *ArXiv e-prints*
- Koivisto, T. S., & Prokopec, T. 2011, *Phys.Rev.*, D83, 044015
- Komatsu, E., & Spergel, D. N. 2001, *Phys. Rev. D*, 63, 063002
- Komatsu, E., et al. 2010, *arXiv:1001.4538*
- . 2011, *Astrophys. J. Suppl.*, 192, 18
- Komatsu, E. e. a. 2009, *ApJS*, 180, 330
- Komatsu, E. e. a. 2010, *Accepted for publication in the Astrophys. J. Suppl.*, 57
- Komatsu, E. e. a. 2010a, *ArXiv e-prints*
- . 2010b, *ArXiv e-prints*
- Koyama, K., Mizuno, S., Vernizzi, F., & Wands, D. 2007, *jcap*, 11, 24
- Koyama, K., & Wands, D. 2007, *jcap*, 4, 8
- Kravtsov, A. V., Gnedin, O. Y., & Klypin, A. A. 2004, *ApJ*, 609, 482
- Kristian, J., & Sachs, R. K. 1966, *ApJ*, 143, 379
- Kristiansen, J. R., La Vacca, G., Colombo, L. P. L., Mainini, R., & Bonometto, S. A. 2010, *New Astron.*, 15, 609
- Kubo, J. M., Khiabani, H., Dell'Antonio, I. P., Wittman, D., & Tyson, J. A. 2009, *ApJ*, 702, 980
- Kulkarni, G. V., Nichol, R. C., Sheth, R. K., Seo, H., Eisenstein, D. J., & Gray, A. 2007, *MNRAS*, 378, 1196
- Kunz, M. 2009, *Phys.Rev.*, D80, 123001
- Kunz, M., Amendola, L., & Sapone, D. 2008, * Brief entry *
- Kunz, M., & Sapone, D. 2006, *Phys.Rev.*, D74, 123503
- . 2007, *Phys.Rev.Lett.*, 98, 121301
- Kurki-Suonio, H., Muhonen, V., & Väliiviita, J. 2005, *Phys. Rev. D*, 71, 063005
- La Vacca, G., Kristiansen, J. R., Colombo, L. P. L., Mainini, R., & Bonometto, S. A. 2009, *JCAP*, 0904, 007
- Lahav, O., Lilje, P. B., Primack, J. R., & Rees, M. J. 1991, *mnras*, 251, 128
- Lahav, O., et al. 1991, *Mon.Not.Roy.Astron.Soc.*, 251, 128
- Langlois, D. 1999, *Phys. Rev. D*, 59, 123512
- Langlois, D., Renaux-Petel, S., Steer, D. A., & Tanaka, T. 2008a, *Physical Review Letters*, 101, 061301
- Langlois, D., & Riazuelo, A. 2000, *Phys. Rev. D*, 62, 043504
- Langlois, D., & Vernizzi, F. 2004, *Phys. Rev. D*, 70, 063522
- Langlois, D., Vernizzi, F., & Wands, D. 2008b, *jcap*, 12, 4
- Larena, J., Alimi, J.-M., Buchert, T., Kunz, M., & Corasaniti, P.-S. 2009, *Phys.Rev.*, D79, 083011
- Larson, D. e. a. 2010, *ArXiv e-prints*
- Lauer, T. R., & Postman, M. 1994, *ApJ*, 425, 418
- Laureijs, R., Amiaux, J., Arduini, S., Auguères, J. ., Brinchmann, J., Cole, R., Cropper, M., Dabin, C., Duvet, L., Ealet, A., & et al. 2011, *ArXiv e-prints*
- Laureijs, R., Amiaux, J., Arduini, S., Auguères, J.-L., et al. 2011
- Laureijs, R., et al. 2009
- Lavaux, G., Tully, R. B., Mohayaee, R., & Colombi, S. 2010, *ApJ*, 709, 483
- Lee, S. 2010
- Lehners, J., & Steinhardt, P. J. 2008, *Phys. Rev. D*, 77, 063533
- Lesgourgues, J., Matarrese, S., Pietroni, M., & Riotto, A. 2009, *J. Cosmology Astropart. Phys.*, 6, 17
- Lesgourgues, J., Pastor, S., & Perotto, L. 2004, *Phys. Rev. D*, 70, 045016
- Lesgourgues, J., Perotto, L., Pastor, S., & Piat, M. 2006, *Phys. Rev. D*, 73, 045021
- Lewis, A., & Bridle, S. 2002, *Phys. Rev. D*, 66, 103511
- Lewis, A., Challinor, A., & Lasenby, A. 2000a, *ApJ*, 538, 473
- . 2000b, *ApJ*, 538, 473
- Lewis, A., Challinor, A., & Turok, N. 2002, *Phys. Rev.*, D65, 023505
- Li, B., & Barrow, J. D. 2010a, 1005.4231
- . 2010b
- Li, B., Barrow, J. D., & Mota, D. F. 2007, *Phys.Rev.*, D76, 104047
- Li, B., Fonseca Mota, D., & Barrow, J. D. 2008a, *Phys.Rev.*, D77, 024032
- Li, B., Mota, D. F., & Barrow, J. D. 2010
- Li, B., Mota, D. F., & Shaw, D. J. 2008b, *Phys.Rev.*, D78, 064018

- , 2009, *Class.Quant.Grav.*, 26, 055018
- Li, N., & Chen, D.-M. 2009, *Res. Astron. Astrophys.*, 9, 1173
- Li, N., & Schwarz, D. J. 2007, *Phys.Rev.*, D76, 083011
- Liddle, A. R., & Lyth, D. H. 2000, *Cosmological Inflation and Large-Scale Structure*, ed. Liddle, A. R. & Lyth, D. H.
- Liddle, A. R., Mukherjee, P., Parkinson, D., & Wang, Y. 2006, *Phys. Rev.*, D74, 123506
- Liddle, A. R., Pahud, C., & Ureña-López, L. A. 2008, *Phys. Rev. D*, 77, 121301
- Liddle, A. R., & Scherrer, R. J. 1999, *Phys. Rev.*, D59, 023509
- Lim, E. A., Sawicki, I., & Vikman, A. 2010, *jcaph*, 5, 12
- Lin, C. 2009, ArXiv e-prints
- Lin, W.-T., Gu, J.-A., & Chen, P. 2010, arXiv:1009.3488
- Linde, A. 1991, *Physics Letters B*, 259, 38
- Linde, A. 1991, *Physics Letters B*, 259, 38
- , 1994, *Phys. Rev. D*, 49, 748
- Linde, A. 2008, in *Lecture Notes in Physics*, Berlin Springer Verlag, Vol. 738, *Inflationary Cosmology*, ed. M. Lemoine, J. Martin, & P. Peter, 1–4
- Linde, A., & Mukhanov, V. 1997, *Phys. Rev. D*, 56, 535
- Linde, A., & Noorbala, M. 2010
- Linde, A. D. 1982, *Physics Letters B*, 108, 389
- , 1983a, *Physics Letters B*, 129, 177
- , 1983b, *Physics Letters B*, 129, 177
- , 1985, *Physics Letters B*, 158, 375
- Linder, E. V. 2003, *Physical Review Letters*, 90, 091301
- Linder, E. V. 2003, *Phys. Rev. Lett.*, 90, 091301
- , 2005a, *Phys. Rev.*, D72, 043529
- , 2005b, *Phys.Rev.*, D72, 043529
- , 2009, *Phys. Rev.*, D79, 063519
- Linder, E. V., & Cahn, R. N. 2007a, *Astropart. Phys.*, 28, 481
- , 2007b, *Astropart.Phys.*, 28, 481
- Linder, E. V., & Jenkins, A. 2003, *MNRAS*, 346, 573
- Lopez Honorez, L., Reid, B. A., Mena, O., Verde, L., & Jimenez, R. 2010, *JCAP*, 9, 29
- Loredo, T. J. 2003, in *Proceedings of the 23rd Annual Conference on Bayesian Methods and Maximum Entropy in Science and Engineering*, Vol. 707 (AIP Conf. Proc.), 330–346
- LoVerde, M., Miller, A., Shandera, S., & Verde, L. 2008, *JCAP*, 4, 14
- Lue, A., Scoccimarro, R., & Starkman, G. D. 2004, *Phys.Rev.*, D69, 124015
- Luty, M. A., Porrati, M., & Rattazzi, R. 2003, *JHEP*, 0309, 029
- Lux, H., Read, J. I., & Lake, G. 2010, ArXiv e-prints
- Lyth, D. H. 2002, *Physics Letters B*, 524, 1
- , 2005, *jcaph*, 11, 6
- Lyth, D. H., Ungarelli, C., & Wands, D. 2003, *Phys. Rev. D*, 67, 023503
- Lyth, D. H., & Wands, D. 2002, *Physics Letters B*, 524, 5
- Ma, C., & Bertschinger, E. 1995, *Astrophys. J.*, 455
- Ma, C.-P., & Bertschinger, E. 1995, *Astrophys.J.*, 455, 7
- Maartens, R. 2011, ArXiv e-prints
- Maartens, R., Ellis, G. F. R., & Sroeger, W. R. 1996, *A&A*, 309, L7
- Maartens, R., & Majerotto, E. 2006, *Phys.Rev.*, D74, 023004
- Macciò, A. V., Kang, X., Fontanot, F., Somerville, R. S., Kogosov, S., & Monaco, P. 2010, *MNRAS*, 402, 1995
- Macciò, A. V., Quercellini, C., Mainini, R., Amendola, L., & Bonometto, S. A. 2004, *Phys. Rev. D*, 69, 123516
- Mack, K. J. 2009
- Mack, K. J., & Steinhardt, P. J. 2009
- MacKay, D. 2003, *Information theory, Inference and Learning Algorithms* (Cambridge University press)
- Maeda, K.-i. 1989, *Phys. Rev.*, D39, 3159
- Maggiore, M., & Riotto, A. 2010, *ApJ*, 717, 526
- Magliocchetti, M., & Porciani, C. 2003, *MNRAS*, 346, 186
- Mainini, R., & Bonometto, S. 2006, *Phys. Rev.*, D74, 043504
- Mainini, R., & Mota, D. F. 2010
- Majerotto, E., Valiviita, J., & Maartens, R. 2010, *Mon. Not. Roy. Astron. Soc.*, 402, 2344
- Majerotto, E., et al. in prep., in preparation
- , in preparation
- Makler, M., de Oliveira, S. Q., & Waga, I. 2003, *Physics Letters B*, 555, 1
- Maldacena, J. 2003, *Journal of High Energy Physics*, 5, 13
- Malik, K. A., Wands, D., & Ungarelli, C. 2003, *Phys. Rev. D*, 67, 063516
- Manera, M., & Mota, D. F. 2006, *Mon. Not. Roy. Astron. Soc.*, 371, 1373
- Mangano, G., Miele, G., & Pettorino, V. 2003, *Mod. Phys. Lett.*, A18, 831
- Mangilli, A., & Verde, L. 2009, *Phys. Rev. D*, 80, 123007

- Mangilli, A., Verde, L., & Beltran, M. 2010, *JCAP*, 10, 9
- Mantz, A., Allen, S. W., Rapetti, D., & Ebeling, H. 2010, *MNRAS*, 406, 1759
- Maor, I., Brustein, R., & Steinhardt, P. J. 2001, *Phys. Rev. Lett.*, 86, 6
- March, M., Trotta, R., Amendola, L., & Huterer, D. 2011a
- March, M. C., Starkman, G. D., Trotta, R., & Vaudrevange, P. M. 2010
- March, M. C., Trotta, R., Berkes, P., Starkman, G. D., & Vaudrevange, P. M. 2011b
- Marian, L., Hilbert, S., Smith, R. E., Schneider, P., & Desjacques, V. 2010, *ArXiv e-prints*
- Maris, M., Burigana, C., Gruppuso, A., Finelli, F., & Diego, J. M. 2010, *ArXiv e-prints* 1010.0830
- Markevitch, M., Gonzalez, A. H., Clowe, D., Vikhlinin, A., Forman, W., Jones, C., Murray, S., & Tucker, W. 2004, *ApJ*, 606, 819
- Markovič, K., Bridle, S., Slosar, A., & Weller, J. 2010
- Marra, V., & Rosati, F. 2005, *JCAP*, 05, 011
- Marsh, D. J. E., & Ferreira, P. G. 2010
- Marsh, D. J. E., Macaulay, E., Trebitsch, M., & Ferreira, P. G. 2011
- Martin, J., Ringeval, C., & Trotta, R. 2011, *Phys.Rev.*, D81, 063524
- Martin, N. F., Ibata, R. A., Chapman, S. C., Irwin, M., & Lewis, G. F. 2007, *MNRAS*, 380, 281
- Martinelli, M., Honorez, L. L., Melchiorri, A., & Mena, O. 2010, *Phys. Rev. D*, 81, 103534
- Martinelli, M., et al. 2010, *arXiv:1010.5755*
- Martinez-Gonzalez, E., & Sanz, J. L. 1995, *A&A*, 300, 346
- Martins, C., Menegoni, E., Galli, S., Mangano, G., & Melchiorri, A. 2010, *Phys.Rev.*, D82, 023532
- Marulli, F., Baldi, M., & Moscardini, L. 2011
- Marulli, F., Carbone, C., Viel, M., Moscardini, L., & Cimatti, A. 2011, *MNRAS*, 418
- Masina, I., & Notari, A. 2009, *J. Cosmology Astropart. Phys.*, 2, 19
- Massey, R., Kitching, T., & Nagai, D. 2010, *ArXiv e-prints*
- . 2011, *MNRAS*, 413, 1709
- Massey, R., Rhodes, J., Ellis, R., Scoville, N., Leauthaud, A., Finoguenov, A., Capak, P., Bacon, D., Aussel, H., Kneib, J., Koekemoer, A., McCracken, H., Mobasher, B., Pires, S., Refregier, A., Sasaki, S., Starck, J., Taniguchi, Y., Taylor, A., & Taylor, J. 2007, *Nature*, 445, 286
- Matarrese, S., Baccigalupi, C., & Perrotta, F. 2004, *Phys. Rev.*, D70, 061301
- Matarrese, S., & Verde, L. 2008, *ApJL*, 677, L77
- Matarrese, S., Verde, L., & Heavens, A. F. 1997, *MNRAS*, 290, 651
- Matarrese, S., Verde, L., & Jimenez, R. 2000, *ApJ*, 541, 10
- Mateo, M. L. 1998, *ARA&A*, 36, 435
- McDonald, P., Trac, H., & Contaldi, C. 2006, *Mon. Not. Roy. Astron. Soc.*, 366, 547
- McEwen, J. D., Hobson, M. P., Lasenby, A. N., & Mortlock, D. J. 2006, *MNRAS*, 369, 1858
- Meerburg, P. D., van der Schaar, J. P., & Stefano Corasaniti, P. 2009, *jcaph*, 5, 18
- Meiksin, A., & Davis, M. 1986, *AJ*, 91, 191
- Melchiorri, A., Mena, O., Palomares-Ruiz, S., Pascoli, S., Slosar, A., & Sorel, M. 2009, *JCAP*, 1, 36
- Ménard, B., Nestor, D., Turnshek, D., Quider, A., Richards, G., Chelouche, D., & Rao, S. 2008, *MNRAS*, 385, 1053
- Menard, B., Scranton, R., Fukugita, M., & Richards, G. 2010, *Mon. Not. Roy. Astron. Soc.*, 405, 1025
- Meneghetti, M., Yoshida, N., Bartelmann, M., Moscardini, L., Springel, V., Tormen, G., & White, S. D. M. 2001, *MNRAS*, 325, 435
- Milgrom, M. 1983, *Astrophys. J.*, 270, 365
- Miranda, V., Jorás, S. E., Waga, I., & Quartin, M. 2009, *Physical Review Letters*, 102, 221101
- Mollerach, S. 1990, *prd*, 42, 313
- Moore, B., Ghigna, S., Governato, F., Lake, G., Quinn, T., Stadel, J., & Tozzi, P. 1999, *ApJ*, 524, L19
- More, S., Bovy, J., & Hogg, D. W. 2009, *ApJ*, 696, 1727
- Moroi, T., & Takahashi, T. 2001, *Physics Letters B*, 522, 215
- Mörtsell, E., Bergström, L., & Goobar, A. 2002, *Phys. Rev. D*, 66, 047702
- Mota, D., Kristiansen, J., Koivisto, T., & Groeneboom, N. 2007, *Mon.Not.Roy.Astron.Soc.*, 382, 793
- Mota, D., & van de Bruck, C. 2004, *Astron.Astrophys.*, 421, 71
- Mota, D. F. 2008, *JCAP*, 0809, 006
- Mota, D. F., Pettorino, V., Robbers, G., & Wetterich, C. 2008, *Phys. Lett.*, B663, 160
- Mota, D. F., Sandstad, M., & Zlosnik, T. 2010, *JHEP*, 1012, 051
- Mota, D. F., & Shaw, D. J. 2007, *Phys.Rev.*, D75, 063501
- Mota, D. F., & Winther, H. A. 2011, *Astrophys.J.*, 733, 7
- Motohashi, H., Starobinsky, A. A., & Yokoyama, J. 2010a
- . 2010b, *Prog. Theor. Phys.*, 123, 887
- Mukhanov, V. F., & Chibisov, G. V. 1981, *Soviet Journal of Experimental and Theoretical Physics Letters*, 33, 532
- Mukherjee, P., Kunz, M., Parkinson, D., & Wang, Y. 2008, *Phys.Rev.*, D78, 083529
- Mukherjee, P., Parkinson, D., Corasaniti, P. S., Liddle, A. R., & Kunz, M. 2006, *Mon. Not. Roy. Astron. Soc.*, 369, 1725
- Müller, V., Schmidt, H., & Starobinsky, A. A. 1988, *Physics Letters B*, 202, 198
- Munshi, D., van Waerbeke, L., Smidt, J., & Coles, P. 2011, *ArXiv e-prints*
- Murayama, H., & Peña-Garay, C. 2004, *Phys. Rev. D*, 69, 031301

- Mustapha, N., Hellaby, C., & Ellis, G. F. R. 1997, *MNRAS*, 292, 817
- Nariai, H. 1973, *Prog. Theor. Phys.*, 49, 165
- Navarro, I., & Van Acoleyen, K. 2007, *J. Cosmology Astropart. Phys.*, 2, 22
- Navarro, J. F., Frenk, C. S., & White, S. D. M. 1996, *ApJ*, 462, 563+
- Neto, A. F., Gao, L., Bett, P., Cole, S., Navarro, J. F., Frenk, C. S., White, S. D. M., Springel, V., & Jenkins, A. 2007, *MNRAS*, 381, 1450
- Nicolis, A., Rattazzi, R., & Trincherini, E. 2009, *Phys. Rev. D*, 79, 064036
- Nicolis, A., Rattazzi, R., & Trincherini, E. 2009, *Phys.Rev.*, D79, 064036
- Nojiri, S., & Odintsov, S. D. 2003, *Phys. Rev. D*, 68, 123512
- . 2008, *ArXiv e-prints*
- Nolta, M. R., et al. 2009, *Astrophys. J. Supp.*, 180, 296
- Nunes, N. J., & Mota, D. 2006, *Mon.Not.Roy.Astron.Soc.*, 368, 751
- Nusser, A., Branchini, E., & Davis, M. 2011, *ArXiv e-prints*
- Nusser, A., & Davis, M. 2011, *ArXiv e-prints*
- Olivares, G., Atrio-Barandela, F., & Pavon, D. 2006, *Phys. Rev.*, D74, 043521
- Olive, K. A., & Pospelov, M. 2008, *Phys.Rev.*, D77, 043524
- Olmo, G. J. 2005, *Phys. Rev. D*, 72, 083505
- Orsi, A., Baugh, C., Lacey, C., Cimatti, A., Wang, Y., et al. 2010, *Mon.Not.Roy.Astron.Soc.*, 405, 1006
- Osborne, S. J., Mak, D. S. Y., Church, S. E., & Pierpaoli, E. 2010, *ArXiv e-prints*
- Oyaizu, H. 2008, *Phys. Rev.*, D78, 123523
- Oyaizu, H., Lima, M., & Hu, W. 2008, *Phys. Rev.*, D78, 123524
- Paci, F., et al. 2010, *Mon. Not. Roy. Astron. Soc.*, 407, 399
- Pahud, C., Liddle, A. R., Mukherjee, P., & Parkinson, D. 2006, *D73*, 123524
- . 2007, 381, 489
- Panda, S., Sumitomo, Y., & Trivedi, S. P. 2010
- Park, C., Hwang, J., Park, J., & Noh, H. 2010, *Phys. Rev. D*, 81, 063532
- Parkinson, D., & Liddle, A. R. 2010, *Phys. Rev.*, D82, 103533
- Parkinson, D., Mukherjee, P., & Liddle, A. R. 2006, *Phys.Rev.*, D73, 123523
- Parkinson, D., et al. 2007, *Mon. Not. Roy. Astron. Soc.*, 377, 185
- . 2009
- Peacock, J. A. 1992, in *Lecture Notes in Physics*, Berlin Springer Verlag, Vol. 408, *New Insights into the Universe*, ed. V. J. Martinez, M. Portilla, & D. Saez, 1–+
- Peacock, J. A. 1999, *Cosmological Physics*, ed. Peacock, J. A.
- Peacock, J. A., & Dodds, S. J. 1994, *MNRAS*, 267, 1020
- Peccei, R. D. 2005, *Phys. Rev.*, D71, 023527
- Peccei, R. D., & Quinn, H. R. 1977, *Physical Review Letters*, 38, 1440
- Peccei, R. D., & Quinn, H. R. 1977, *Physical Review Letters*, 38, 1440
- Peebles, P. J. E. 1976, *Astrophys.J.*, 205, 318
- Peebles, P. J. E. 1980, *The large-scale structure of the universe*, ed. Peebles, P. J. E.
- . 1984, *ApJ*, 284, 439
- Percival, W. J., Nichol, R. C., Eisenstein, D. J., Weinberg, D. H., Fukugita, M., Pope, A. C., Schneider, D. P., Szalay, A. S., Vogeley, M. S., Zehavi, I., Bahcall, N. A., Brinkmann, J., Connolly, A. J., Loveday, J., & Meiksin, A. 2007, *ApJ*, 657, 51
- Perrotta, F., & Baccigalupi, C. 2002, *Phys. Rev.*, D65, 123505
- Perrotta, F., Baccigalupi, C., & Matarrese, S. 2000, *Phys. Rev.*, D61, 023507
- Pettorino, V., & Baccigalupi, C. 2008, *Phys. Rev.*, D77, 103003
- Pettorino, V., Baccigalupi, C., & Mangano, G. 2005a, *JCAP*, 0501, 014
- Pettorino, V., Baccigalupi, C., & Perrotta, F. 2005b, *JCAP*, 0512, 003
- Pettorino, V., Wintergerst, N., Amendola, L., & Wetterich, C. 2010, *Phys. Rev. D*, 82, 123001
- Pfenniger, D., Combes, F., & Martinet, L. 1994, *A&A*, 285, 79
- Piattella, O. F., Bertacca, D., Bruni, M., & Pietrobon, D. 2010, *J. Cosmology Astropart. Phys.*, 1, 14
- Pillepich, A., Porciani, C., & Hahn, O. 2010, *MNRAS*, 402, 191
- Pillepich, A., Porciani, C., & Matarrese, S. 2007, *ApJ*, 662, 1
- Pillepich, A., Porciani, C., & Reiprich, T. H. 2011, *ArXiv e-prints*
- Pires, S., & Amara, A. 2010, *ApJ*, 723, 1507
- Pitrou, C., Pereira, T. S., & Uzan, J.-P. 2008, *JCAP*, 0804, 004
- Planck Science Team. 2009, *Planck: The Scientific Programme (Blue Book)*. ESA-SCI (2005)-1. Version 2. (8-10 Rue Mario Nikis, 75015 Paris, FRANCE: European Space Agency.)
- Pogosian, L., & Silvestri, A. 2008, *Phys.Rev.*, D77, 023503
- Pogosian, L., Silvestri, A., Koyama, K., & Zhao, G.-B. 2010, *Phys. Rev.*, D81, 104023
- Polarski, D., & Gannouji, R. 2008, *Phys.Lett.*, B660, 439
- Polarski, D., & Starobinsky, A. A. 1992, *Nuclear Physics B*, 385, 623
- Popov, V. A. 2010, *Physics Letters B*, 686, 211
- Preskill, J., Wise, M., & Wilczek, F. 1983, *Physics Letters B*, 120, 127
- Preskill, J., Wise, M. B., & Wilczek, F. 1983, *Physics Letters B*, 120, 127

- Press, W. H., & Schechter, P. 1974, *The Astrophysical Journal*, 187, 425
- Primack, J. R. 2009
- Pullen, A. R., & Hirata, C. M. 2010, *JCAP*, 5, 27
- Pullen, A. R., & Kamionkowski, M. 2007, *Phys. Rev. D*, 76, 103529
- Quartin, M., Calvao, M. O., Joras, S. E., Reis, R. R. R., & Waga, I. 2008, *JCAP*, 0805, 007
- Quercellini, C., Bruni, M., Balbi, A., & Pietrobon, D. 2008, *Phys. Rev. D*, 78, 063527
- Quercellini, C., Quartin, M., & Amendola, L. 2009, *Physical Review Letters*, 102, 151302
- Randall, S. W., Markevitch, M., Clowe, D., Gonzalez, A. H., & Bradač, M. 2008, *ApJ*, 679, 1173
- Rasanen, S. 2004, *JCAP*, 0402, 003
- . 2006, *JCAP*, 0611, 003
- Rassat, A., Amara, A., Amendola, L., Castander, F. J., Kitching, T., et al. 2008
- Ratra, B., & Peebles, P. J. E. 1988a, *Phys. Rev.*, D37, 3406
- . 1988b, *Phys. Rev.*, D37, 3406
- Read, J. I., Pontzen, A. P., & Viel, M. 2006, *MNRAS*, 371, 885
- Read, J. I., Saha, P., & Macciò, A. V. 2007, *ApJ*, 667, 645
- Read, J. I., & Trentham, N. 2005, *Royal Society of London Philosophical Transactions Series A*, 363, 2693
- Rebolo, R. 2002, *Nuclear Physics B Proceedings Supplements*, 110, 16
- Refregier, A. 2009, *Experimental Astronomy*, 23, 17
- Refsdal, S. 1964, *MNRAS*, 128, 295
- Reid, B. A., Verde, L., Jimenez, R., & Mena, O. 2010, *JCAP*, 1, 3
- Renaux-Petel, S. 2009, *jcac*, 10, 12
- Riazuelo, A., & Uzan, J.-P. 2002, *Phys. Rev.*, D66, 023525
- Richter, P., Savage, B. D., Sembach, K. R., & Tripp, T. M. 2006, *A&A*, 445, 827
- Riess, A. G., Macri, L., Casertano, S., Lampeitl, H., Ferguson, H. C., et al. 2011, *Astrophys.J.*, 730, 119
- Riess, A. G., Press, W. H., & Kirshner, R. P. 1995, *ApJ*, 445, L91
- Rigopoulos, G. I., Shellard, E. P. S., & van Tent, B. J. W. 2006, *Phys. Rev. D*, 73, 083522
- Rinaldi, M. 2009, *ArXiv e-prints*
- . 2010, *ArXiv e-prints*
- Romano, A. E. 2007, *Phys. Rev. D*, 75, 043509
- Rosa, J. G. 2010
- Rosati, P., Borgani, S., Gilli, R., Paolillo, M., & Tozzi, P. 2011, *Memorie della Societa Astronomica Italiana Supplementi*, 17, 3
- Rudd, D. H., Zentner, A. R., & Kravtsov, A. V. 2008, *Astrophys. J.*, 672, 19
- Sachs, R. K. 1961, *Proc. Roy. Soc. Lond.*, A264, 309
- Saha, P., & Read, J. I. 2009, *ApJ*, 690, 154
- Saha, P., Read, J. I., & Williams, L. L. R. 2006, *ApJ*, 652, L5
- Saito, S., Takada, M., & Taruya, A. 2008, *Physical Review Letters*, 100, 191301
- . 2009a, *Phys. Rev. D*, 80, 083528
- . 2009b, *Phys. Rev. D*, 80, 083528
- . 2010, *ArXiv e-prints*
- Salopek, D. S., & Bond, J. R. 1990, *Phys. Rev. D*, 42, 3936
- Saltas, I. D., & Kunz, M. 2010, *ArXiv e-prints*
- Sanders, R. H., & McGaugh, S. S. 2002, *Ann. Rev. Astron. Astrophys.*, 40, 263
- Sandvik, H. B., Tegmark, M., Zaldarriaga, M., & Waga, I. 2004, *Phys. Rev. D*, 69, 123524
- Sapone, D., & Kunz, M. 2009, *Phys. Rev.*, D80, 083519
- Sapone, D., Kunz, M., & Amendola, L. 2010, *Phys. Rev.*, D82, 103535
- Saracco, F., Pietroni, M., Tetradis, N., Pettorino, V., & Robbers, G. 2010a, *Phys.Rev.*, D82, 023528
- . 2010b, *Phys. Rev.*, D82, 023528
- Sarkar, D., Feldman, H. A., & Watkins, R. 2007, *MNRAS*, 375, 691
- Sartoris, B., Borgani, S., Fedeli, C., Matarrese, S., Moscardini, L., Rosati, P., & Weller, J. 2010, *MNRAS*, 407, 2339
- Sartoris, B., Borgani, S., Rosati, P., & Weller, J. 2011, *ArXiv e-prints*
- Sato, K. 1981, *mnras*, 195, 467
- Sawicki, I., & Carroll, S. M. 2005
- Scaramella, R., Vettolani, G., & Zamorani, G. 1991, *ApJ*, 376, L1
- Schaefer, B. M., Caldera-Cabral, G. A., & Maartens, R. 2008
- Scherrer, R. J. 2004, *Physical Review Letters*, 93, 011301
- Scherrer, R. J., & Sen, A. A. 2008, *Phys. Rev.*, D77, 083515
- Schimd, C., Uzan, J.-P., & Riazuelo, A. 2005, *Phys. Rev.*, D71, 083512
- Schirmer, M., Erben, T., Hettterscheidt, M., & Schneider, P. 2007, *A&A*, 462, 875
- Schmidt, F., & Kamionkowski, M. 2010, *Phys. Rev. D*, 82, 103002
- Schmidt, F., Lima, M. V., Oyaizu, H., & Hu, W. 2009, *Phys. Rev.*, D79, 083518
- Schmoldt, I., Branchini, E., Teodoro, L., Efstathiou, G., Frenk, C. S., Keeble, O., McMahon, R., Maddox, S., Oliver, S., Rowan-Robinson, M., Saunders, W., Sutherland, W., Tadros, H., & White, S. D. M. 1999, *MNRAS*, 304, 893
- Scoccimarro, R., Hui, L., Manera, M., & Chan, K. C. 2011, *ArXiv e-prints*
- Scodeller, S., Kunz, M., & Durrer, R. 2009, *Phys.Rev.*, D79, 083515

- Scranton, R., et al. 2005, *Astrophys. J.*, 633, 589
- Seckel, D., & Turner, M. S. 1985, *Phys. Rev. D*, 32, 3178
- Seery, D., & Lidsey, J. E. 2005, *jcap*, 6, 3
- Sefusatti, E., & Komatsu, E. 2007, *Phys. Rev. D*, 76, 083004
- Sefusatti, E., Liguori, M., Yadav, A. P. S., Jackson, M. G., & Pajer, E. 2009, *J. Cosmology Astropart. Phys.*, 12, 22
- Seiberg, N., & Witten, E. 1999, *JHEP*, 9909, 032
- Seljak, U., Hamaus, N., & Desjacques, V. 2009, *Physical Review Letters*, 103, 091303
- Seljak, U., Makarov, A., McDonald, P., & Trac, H. 2006, *Physical Review Letters*, 97, 191303
- Seljak, U., Makarov, A., McDonald, P., & Trac, H. 2006, *Phys. Rev. Lett.*, 97, 191303
- Senatore, L., Smith, K. M., & Zaldarriaga, M. 2010, *JCAP*, 1, 28
- Seo, H., & Eisenstein, D. J. 2003, *ApJ*, 598, 720
- Seo, H.-J., & Eisenstein, D. J. 2003a, *Astrophys.J.*, 598, 720
- . 2003b, *Astrophys. J.*, 598, 720
- . 2007, *Astrophys.J.*, 665, 14
- Setare, M. R., & Saridakis, E. N. 2009, *Phys. Rev.*, D79, 043005
- Shan, H., Qin, B., Fort, B., Tao, C., Wu, X.-P., & Zhao, H. 2010a, *MNRAS*, 406, 1134
- Shan, H. Y., Qin, B., & Zhao, H. S. 2010b, *MNRAS*, 408, 1277
- Shaw, D. J., & Mota, D. F. 2008, *Astrophys.J.Suppl.*, 174, 277
- Shaw, J. R., Bridges, M., & Hobson, M. P. 2007, *MNRAS*, 378, 1365
- Sheth, R. K., & Tormen, G. 1999, *mnras*, 308, 119
- . 2002, *MNRAS*, 329, 61
- Sigad, Y., Branchini, E., & Dekel, A. 2000, *Astrophys.J.*, 540, 62
- Sikivie, P. 2008, in *Lecture Notes in Physics*, Vol. 741, *Axions*, ed. M. Kuster, G. Raffelt, & B. Beltrán (Berlin, Heidelberg: Springer Berlin Heidelberg), 19–50
- . 2010
- Sikivie, P., & Yang, Q. 2009
- Silverman, M. P., & Mallett, R. L. 2002, *General Relativity and Gravitation*, 34, 633
- Silverstein, E., & Tong, D. 2004, *Phys. Rev. D*, 70, 103505
- Silverstein, E., & Westphal, A. 2008, *Phys. Rev. D*, 78, 106003
- Simon, J. D., Bolatto, A. D., Leroy, A., Blitz, L., & Gates, E. L. 2005, *ApJ*, 621, 757
- Simon, J. D., & Geha, M. 2007, *ApJ*, 670, 313
- Simon, P., Heymans, C., Schrabback, T., Taylor, A. N., Gray, M. E., van Waerbeke, L., Wolf, C., Bacon, D., Barden, M., Böhm, A., Häußler, B., Jahnke, K., Jogee, S., van Kampen, E., Meisenheimer, K., & Peng, C. Y. 2011, *ArXiv e-prints*
- Simon, P., Taylor, A. N., & Hartlap, J. 2009, *MNRAS*, 399, 48
- Simpson, F. 2010, *Phys. Rev. D*, 82, 083505
- Simpson, F., & Bridle, S. 2006, *Phys.Rev.*, D73, 083001
- Sivia, D. 1996, *Data Analysis: A Bayesian Tutorial* (Oxford University Press)
- Skordis, C. 2009a, *Phys. Rev. D*, 79, 123527
- . 2009b, *Class. Quant. Grav.*, 26, 143001
- Skordis, C., Mota, D. F., Ferreira, P. G., & Boehm, C. 2006, *Phys. Rev. Lett.*, 96, 011301
- Slosar, A., Hirata, C., Seljak, U., Ho, S., & Padmanabhan, N. 2008, *JCAP*, 8, 31
- Slosar, A., Melchiorri, A., & Silk, J. 2005, *Phys. Rev.*, D72, 101301
- Smith, R. E., Peacock, J. A., Jenkins, A., White, S. D. M., Frenk, C. S., Pearce, F. R., Thomas, P. A., Efstathiou, G., & Couchman, H. M. P. 2003, *Monthly Notices of the Royal Astronomical Society*, 341, 1311
- Smoot, G. F. et al. 1992, *ApJ*, 396, L1
- Snyders, H. S. 1947, *Phys.Rev.*, 71
- Sollom, I., Challinor, A., & Hobson, M. P. 2009, *Phys. Rev. D*, 79, 123521
- Song, Y., Hu, W., & Sawicki, I. 2007, *Phys. Rev. D*, 75, 044004
- Song, Y.-S., Hollenstein, L., Caldera-Cabral, G., & Koyama, K. 2010, *JCAP*, 1004, 018
- Soucail, G., Fort, B., Mellier, Y., & Picat, J. P. 1987, *A&A*, 172, L14
- Soussa, M. E., & Woodard, R. P. 2004, *General Relativity and Gravitation*, 36, 855
- Spergel, D. N., & Steinhardt, P. J. 2000, *Physical Review Letters*, 84, 3760
- Spergel, D. N., & Zaldarriaga, M. 1997, *Phys.Rev.Lett.*, 79, 2180
- Spergel, D. N., et al. 2007, *Astrophys. J. Suppl.*, 170, 377
- Spitzer, C. 2006
- Springel, V. 2005, *Mon. Not. Roy. Astron. Soc.*, 364, 1105
- Springel, V., White, S. D. M., Tormen, G., & Kauffmann, G. 2001, *MNRAS*, 328, 726
- Stadel, J. G. 2001, PhD thesis, UNIVERSITY OF WASHINGTON
- Starck, J., Pires, S., & Réfrégier, A. 2006, *A&A*, 451, 1139
- Starobinsky, A. A. 1979, *Soviet Journal of Experimental and Theoretical Physics Letters*, 30, 682
- . 1980, *Physics Letters B*, 91, 99
- . 1982, *Physics Letters B*, 117, 175
- . 2007, *Soviet Journal of Experimental and Theoretical Physics Letters*, 86, 157
- Steffen, F. D. 2009, *European Physical Journal C*, 59, 557

- Steinhardt, P., & Turner, M. 1983, *Physics Letters B*, 129, 51
- Steinhardt, P. J., Wang, L.-M., & Zlatev, I. 1999, *Phys. Rev.*, D59, 123504
- Strauss, M. A., Yahil, A., Davis, M., Huchra, J. P., & Fisher, K. 1992, *ApJ*, 397, 395
- Strigari, L. E., et al. 2007, *Astrophys. J.*, 669, 676
- Sutter, P. M., & Ricker, P. M. 2007a
- . 2007b
- Svrcek, P., & Witten, E. 2006
- Svrcek, P., & Witten, E. 2006, *Journal of High Energy Physics*, 6, 51
- Takahashi, R., & Tanimoto, M. 2006, *JHEP*, 05, 021
- Tammann, G. A., Yahil, A., & Sandage, A. 1979, *ApJ*, 234, 775
- Tanaka, T., Suyama, T., & Yokoyama, S. 2010, *Classical and Quantum Gravity*, 27, 124003
- Taruya, A., Koyama, K., & Matsubara, T. 2008, *Phys. Rev. D*, 78, 123534
- Taylor, A. N., Bacon, D. J., Gray, M. E., Wolf, C., Meisenheimer, K., Dye, S., Borch, A., Kleinheinrich, M., Kovacs, Z., & Wisotzki, L. 2004, *MNRAS*, 353, 1176
- Taylor, A. N., & Kitching, T. D. 2010a, *MNRAS*, 408, 865
- . 2010b, *MNRAS*, 408, 865
- Tegmark, M. 1997, *Physical Review Letters*, 79, 3806
- Tegmark, M. 1997, *Phys. Rev. Lett.*, 79, 3806
- Tegmark, M. 2002, *Phys. Rev. D*, 66, 103507
- Tegmark, M., Aguirre, A., Rees, M. J., & Wilczek, F. 2006, *Physical Review D*, 73, 023505+
- Tegmark, M., Hamilton, A. J. S., Strauss, M. A., Vogeley, M. S., & Szalay, A. S. 1998, *ApJ*, 499, 555
- Tegmark, M., Taylor, A., & Heavens, A. 1997, *Astrophys. J.*, 480, 22
- Thakur, P., Ghose, S., & Paul, B. C. 2009, *MNRAS*, 397, 1935
- Thomas, S. A., Abdalla, F. B., & Weller, J. 2009, *MNRAS*, 395, 197
- Thomas, S. A., Appleby, S. A., & Weller, J. 2011, arXiv:1101.0295
- Tikhonov, A. V., Gottloeber, S., Yepes, G., & Hoffman, Y. 2009
- Tisserand, P., Le Guillou, L., Afonso, C., Albert, J. N., Andersen, J., Ansari, R., Aubourg, É., Bareyre, P., Beaulieu, J. P., Charlot, X., Coutures, C., Ferlet, R., Fouqué, P., Glicenstein, J. F., Goldman, B., Gould, A., Graff, D., Gros, M., Haissinski, J., Hamadache, C., de Kat, J., Lasserre, T., Lesquoy, É., Loup, C., Magneville, C., Marquette, J. B., Maurice, É., Maury, A., Milsztajn, A., Moniez, M., Palanque-Delabrouille, N., Perdereau, O., Rahal, Y. R., Rich, J., Spiro, M., Vidal-Madjar, A., Vigroux, L., Zylberajch, S., & The EROS-2 Collaboration. 2007, *A&A*, 469, 387
- Tojeiro, R., Heavens, A. F., Jimenez, R., & Panter, B. 2007, *MNRAS*, 381, 1252
- Tomita, K. 2000, *ApJ*, 529, 38
- . 2001, *MNRAS*, 326, 287
- Treu, T., & Koopmans, L. V. E. 2002, *MNRAS*, 337, L6
- Trotta, R. 2007a, *Mon. Not. Roy. Astron. Soc.*, 378, 72
- . 2007b, *Mon. Not. Roy. Astron. Soc.*, 378, 819
- . 2007c, *Mon. Not. Roy. Astron. Soc.*, 375, L26
- . 2008, *Contemp. Phys.*, 49, 71
- Trotta, R., Feroz, F., Hobson, M. P., Roszkowski, L., & Ruiz de Austri, R. 2008, *JHEP*, 12, 024
- Trotta, R., Kunz, M., & Liddle, A. R. 2010a
- Trotta, R., & Melchiorri, A. 2005, *Phys. Rev. Lett.*, 95, 011305
- Trotta, R., Riazuelo, A., & Durrer, R. 2001, *Physical Review Letters*, 87, 231301
- Trotta, R., Riazuelo, A., & Durrer, R. 2003, *Phys. Rev.*, D67, 063520
- Trotta, R., et al. 2010b, in *Bayesian Methods in Cosmology*, ed. M. Hobson, A. Jaffe, A. Liddle, P. Mukherjee, & D. R. Parkinson (Cambridge: Cambridge University Press), 99–124
- Tsujikawa, S. 2008, *Phys. Rev. D*, 77, 023507
- Tsujikawa, S., Maartens, R., & Brandenberger, R. 2003, *Physics Letters B*, 574, 141
- Tsujikawa, S., Uddin, K., Mizuno, S., Tavakol, R., & Yokoyama, J. 2008a, *Phys. Rev.*, D77, 103009
- Tsujikawa, S., Uddin, K., & Tavakol, R. 2008b, *Phys. Rev.*, D77, 043007
- Turner, M., Wilczek, F., & Zee, A. 1983, *Physics Letters B*, 125, 55
- Turner, M. S. 1986, *Physical Review D*, 33, 889
- Turner, M. S. 2002, *ApJ*, 576, L101
- Turner, M. S., & Wilczek, F. 1991, *Physical Review Letters*, 66, 5
- Uzan, J.-P. 1999, *Phys. Rev.*, D59, 123510
- Vainshtein, A. 1972, *Phys. Lett.*, B39, 393
- Väiviita, J., & Giannantonio, T. 2009, *Phys. Rev. D*, 80, 123516
- Väiviita, J., Maartens, R., & Majerotto, E. 2010, *Mon. Not. Roy. Astron. Soc.*, 402, 2355
- Väiviita, J., Majerotto, E., & Maartens, R. 2008, *JCAP*, 0807, 020
- Vardanyan, M., Trotta, R., & Silk, J. 2011
- Verde, L. 2010, *Advances in Astronomy*, 2010
- Verde, L. 2010, *Lect. Notes Phys.*, 800, 147
- Verde, L., & Heavens, A. F. 2001, *ApJ*, 553, 14
- Verde, L., Heavens, A. F., & Matarrese, S. 2000a, *MNRAS*, 318, 584

- Verde, L., Heavens, A. F., Percival, W. J., Matarrese, S., Baugh, C. M., Bland-Hawthorn, J., Bridges, T., Cannon, R., Cole, S., Colless, M., Collins, C., Couch, W., Dalton, G., De Propris, R., Driver, S. P., Efstathiou, G., Ellis, R. S., Frenk, C. S., Glazebrook, K., Jackson, C., Lahav, O., Lewis, I., Lumsden, S., Maddox, S., Madgwick, D., Norberg, P., Peacock, J. A., Peterson, B. A., Sutherland, W., & Taylor, K. 2002, *MNRAS*, 335, 432
- Verde, L., Heavens, A. F., Percival, W. J., Matarrese, S., Baugh, C. M., et al. 2002, *Mon.Not.Roy.Astron.Soc.*, 335, 432
- Verde, L., & Matarrese, S. 2009, *ApJL*, 706, L91
- Verde, L., Peiris, H. V., & Jimenez, R. 2006, *jcip*, 1, 19
- Verde, L., Wang, L., Heavens, A. F., & Kamionkowski, M. 2000b, *MNRAS*, 313, 141
- 2000c, *MNRAS*, 313, 141
- Vernizzi, F., & Wands, D. 2006, *jcip*, 5, 19
- Viel, M., Becker, G. D., Bolton, J. S., Haehnelt, M. G., Rauch, M., & Sargent, W. L. W. 2008, *Physical Review Letters*, 100, 041304
- Viel, M., Haehnelt, M. G., & Springel, V. 2010, *J. Cosmology Astropart. Phys.*, 6, 15
- Viel, M., Lesgourgues, J., Haehnelt, M. G., Matarrese, S., & Riotto, A. 2005, *Phys. Rev.*, D71, 063534
- Viel, M., et al. 2008, *Phys. Rev. Lett.*, 100, 041304
- Vielva, P., Martínez-González, E., Barreiro, R. B., Sanz, J. L., & Cayón, L. 2004, *ApJ*, 609, 22
- Vikhlinin, A., Murray, S., Gilli, R., Tozzi, P., Paolillo, M., et al. 2009, 2010, 305
- Visinelli, L., & Gondolo, P. 2009
- Wagner, C., Verde, L., & Boubekur, L. 2010, *JCAP*, 10, 22
- Walker, M. G., Mateo, M., Olszewski, E. W., Gnedin, O. Y., Wang, X., Sen, B., & Woodroffe, M. 2007, *ApJ*, 667, L53
- Walsh, D., Carswell, R. F., & Weymann, R. J. 1979, *Nature*, 279, 381
- Wands, D. 1994, *Class. Quant. Grav.*, 11, 269
- Wang, L.-M., & Steinhardt, P. J. 1998, *Astrophys.J.*, 508, 483
- Wang, Y. 2008a, *JCAP*, 0805, 021
- 2008b, *Phys. Rev.*, D77, 123525
- Wang, Y. 2010, *Modern Physics Letters A*, 25, 3093
- Wang, Y., & Freese, K. 2006, *Physics Letters B*, 632, 449
- Wang, Y., & Garnavich, P. M. 2001, *ApJ*, 552, 445
- Wang, Y., Kratochvil, J. M., Linde, A., & Shmakova, M. 2004, *J. Cosmology Astropart. Phys.*, 12, 6
- Wang, Y., Percival, W., Cimatti, A., Mukherjee, P., Guzzo, L., Baugh, C. M., Carbone, C., Franzetti, P., Garilli, B., Geach, J. E., Lacey, C. G., Majerotto, E., Orsi, A., Rosati, P., Samushia, L., & Zamorani, G. 2010a, *Monthly Notices of the Royal Astronomical Society*, no
- Wang, Y., Percival, W., Cimatti, A., Mukherjee, P., Guzzo, L., et al. 2010b, *Mon.Not.Roy.Astron.Soc.*, 409, 737
- Wang, Y., & Tegmark, M. 2004, *Physical Review Letters*, 92, 241302
- Wang, Y., et al. 2010c
- Watanabe, M.-a., Kanno, S., & Soda, J. 2010, *Prog. Theor. Phys.*, 123, 1041
- Watkins, R., Feldman, H. A., & Hudson, M. J. 2009, *Mon. Not. Roy. Astron. Soc.*, 392, 743
- Watkins, R., Feldman, H. A., & Hudson, M. J. 2009, *MNRAS*, 392, 743
- Weinberg, S. 1987, *Physical Review Letters*, 59, 2607
- 2003, *Phys. Rev. D*, 67, 123504
- 2004, *Phys. Rev. D*, 70, 083522
- 2008, *Phys. Rev. D*, 77, 123541
- Weiner, N., & Zurek, K. M. 2006, *Phys. Rev.*, D74, 023517
- Weller, J., & Albrecht, A. 2001, *Phys. Rev. Lett.*, 86, 1939
- Wetterich, C. 1988, *Nucl. Phys.*, B302, 668
- 1995a, *Astron. Astrophys.*, 301, 321
- 1995b, *Astron.Astrophys.*, 301, 321
- 2004a, *Phys. Lett.*, B594, 17
- 2004b, *Phys. Lett.*, B594, 17
- 2007, *Phys. Lett.*, B655, 201
- Wetterich, C., & Pettorino, V. 2009, 561
- Will, C. M. 1971, *ApJ*, 163, 611
- Will, C. M., & Nordtvedt, Jr., K. 1972, *ApJ*, 177, 757
- Wintergerst, N., & Pettorino, V. 2010, *Phys. Rev.*, D82, 103516
- Wintergerst, N., Pettorino, V., Mota, D. F., & Wetterich, C. 2010, *Phys. Rev.*, D81, 063525
- Winther, H. A., Mota, D. F., & Li, B. 2011
- Witten, E. 1984, *Physics Letters B*, 149, 351
- Woodard, R. 2007, in *Lecture Notes in Physics*, Berlin Springer Verlag, Vol. 720, *The Invisible Universe: Dark Matter and Dark Energy*, ed. L. Papantonopoulos, 403–+
- Wright, E. L. e. a. 1992, *ApJ*, 396, L13
- Wu, P., Yu, H. W., & Fu, X. 2009, *JCAP*, 0906, 019
- Xia, J., Bonaldi, A., Baccigalupi, C., De Zotti, G., Matarrese, S., Verde, L., & Viel, M. 2010, *JCAP*, 8, 13
- Xia, J.-Q. 2009, *Phys.Rev.*, D80, 103514

- Yahil, A., Sandage, A., & Tammann, G. A. 1980, *ApJ*, 242, 448
- Yokoyama, S., & Soda, J. 2008, *JCAP*, 8, 5
- yun Fu, X., xun Wu, P., & wei Yu, H. 2009, *Phys.Lett.*, B677, 12
- Zavala, J., et al. 2009, *Astrophys. J.*, 700, 1779
- Zehavi, I. e. a. 2005, *ApJ*, 630, 1
- Zentner, A. R. 2007, *International Journal of Modern Physics D*, 16, 763
- Zentner, A. R., Rudd, D. H., & Hu, W. 2008, *Phys. Rev.*, D77, 043507
- Zhang, P., & Pen, U.-L. 2005, *Phys. Rev. Lett.*, 95, 241302
- . 2006, *Mon. Not. Roy. Astron. Soc.*, 367, 169
- Zhang, X., Wu, F., & Zhang, J. 2006, *J. Cosmology Astropart. Phys.*, 1, 3
- Zhao, G.-B., Li, B., & Koyama, K. 2010a, *ArXiv e-prints*
- Zhao, G.-B., Pogosian, L., Silvestri, A., & Zylberberg, J. 2009a, *Phys. Rev. Lett.*, 103, 241301
- . 2009b, *Phys. Rev.*, D79, 083513
- Zhao, G.-B., et al. 2010b, *Phys. Rev.*, D81, 103510
- Zhao, H. 2008, *Int. J. Mod. Phys.*, D16, 2055
- Zhu, Z. 2004, *A&A*, 423, 421
- Zibin, J. P., & Moss, A. 2011, *Class.Quant.Grav.*, 28, 164005
- Zlosnik, T. G., Ferreira, P. G., & Starkman, G. D. 2006, *Phys. Rev.*, D74, 044037
- . 2007, *Phys. Rev.*, D75, 044017
- . 2008, *Phys. Rev.*, D77, 084010
- Zumalacarregui, M., Garcia-Bellido, J., & Ruiz-Lapuente, P. 2012, *ArXiv 1201.2790*
- Zuntz, J., Zlosnik, T. G., Bourliot, F., Ferreira, P. G., & Starkman, G. D. 2010, *Phys. Rev.*, D81, 104015
- Zwicky, F. 1933, *Helv. Phys. Acta*, 6, 110
- . 1937, *Astrophys. J.*, 86, 217
- Zwicky, F. 1937, *ApJ*, 86, 217