

1D Three-state mean-field Potts model with first- and second-order phase transitions

Massimo Ostilli^a, Farrukh Mukhamedov^b

^a*Instituto de Física, Universidade Federal da Bahia, Salvador, Brazil*

^b*Department of Mathematical Sciences, College of Science, United Arab Emirates University, Al Ain, Abu Dhabi, UAE*

Abstract

We analyze a three-state Potts model built over a lattice ring, with coupling J_0 , and the fully connected graph, with coupling J . This model is effectively mean-field and can be exactly solved by using transfer-matrix method and Cardano formula. When J and J_0 are both ferromagnetic, the model has a first-order phase transition which turns out to be a smooth modification of the known phase transition of the traditional mean-field Potts model ($J_0 = 0$), despite, as we prove, the connected correlation functions are now non zero, even in the paramagnetic phase. Furthermore, besides the first-order transition, there exists also a hidden continuous transition at a temperature below which the symmetric metastable state ceases to exist. When J is ferromagnetic and J_0 antiferromagnetic, a similar antiferromagnetic counterpart phase transition scenario applies. Quite interestingly, differently from the Ising-like two-state case, for large values of the antiferromagnetic coupling J_0 , the critical temperature of the system tends to a finite value. Similarly, also the latent heat per spin tends to a finite constant in the limit of $J_0 \rightarrow -\infty$.

1. Introduction

The mean-field concept is a fundamental paradigm in theoretical physics and its interdisciplinary applications. It consists in replacing the interactions acting on a particle with an effective external field to be determined self-consistently. The power of this approach manifests in two ways: on one hand, it allows to face analytically, in a first approximation, any given model; on the other hand, it provides a powerful understanding of the physics of the model. In fact, even though very approximate, the mean-field solution is often pedagogically deeper than the understanding one would get from a possible exact solution (if any). In particular, it would be harder to understand the concept of the collective behavior and the phase transitions of a system without a suitable mean-field theory.

At the mathematical base of the mean-field theory there are models which are exactly solvable by a mean-field technique: the mean-field models. These models represent the limit cases of more realistic models in which one or more parameters are typically sent to 0 or to ∞ so that the mean-field approximation becomes exact. Traditionally, the concept of the mean-field models is associated with the absence of correlations in the thermodynamic limit. In [1] (see also [2] and [3]) we have shown that this condition is only a sufficient condition for the system to be mean-field, but in general it is not necessary. There exist in fact infinite many models having both non zero correlations and a mean-field character. For example, if H_0 is an arbitrary Hamiltonian, the model $H = H_0 + \Delta H$, with ΔH a general fully connected interaction, is mean-field, in the sense that we can exactly replace the interactions acting on a particle with an effective external field to be determined self-consistently. However, now, the presence of the term H_0 gives rise to non zero

correlations whenever H_0 has short-range interactions¹.

Of course, unlike the traditional mean-field models (where $H_0 = 0$ and there are not short-range correlations), the arbitrariness of H_0 lets it open now a very richer scenario of phase transitions. In particular, it can be shown that, when H_0 has antiferromagnetic interactions, inversion transition phenomena and first-order phase transitions may set in [4]. More in general, the phase transition scenario associated to the term ΔH can change drastically when H_0 has antiferromagnetic couplings.

In recent years, a renewed attention toward models having both short- and long-range interactions, has been drawn due to the importance of small-world networks [5], where a finite-dimensional and an infinite-dimensional character are both present in the network structure. As expected, such models turn out to be mean-field, at least for what concerns their critical behavior. However, rather than a theorem, except for the Ising case near the critical point [8, 4], and a few examples in one dimension [6, 7], this turns out to be an empirical fact. An exact analytical treatment, even not rigorous and confined to relatively simple models, is still far from being reached when short-range correlations are present, as happens in a small-world network. On the other hand, the models introduced in [1] can be seen as ideal small-world networks in which the random connectivity of the graph goes to the system size N and the coupling J associated to the long-range interactions is replaced by J/N . Clearly, without a serious understanding of the more basic models presented in [1], the analytical study of the small-world networks and its generalizations (including the scale-free case [9], which for the Ising case has been analyzed in [10]), will remain impossible.

In this spirit, in the present paper we analyze a simple and yet

¹The case of power-law like long-range interactions is more subtle. See the Conclusions in [1].

rich model: a case in which H_0 is a one-dimensional three-state Potts model [11] and ΔH is the traditional three-state mean-field term, *i.e.*, the ordinary fully-connected interaction. The mean-field equations in this case are sufficiently simple to be exactly solved via the transfer matrix method and the Cardano formula for cubic equations. As expected, similarly to the analog Ising case [4], the presence of a non zero ferromagnetic coupling, $J_0 > 0$, in H_0 , alters only smoothly the phase diagram of the system characterized by a first-order phase transition. The difference with respect to the case without H_0 is that, for $H_0 \neq 0$, the connected correlations functions are now not zero. Besides the first-order transition, there emerges also a second-order transition. This continuous transition is not stable (the corresponding free energy being not a local minimum but a saddle point), however it corresponds to a non trivial solution of the mean-field equations and occurs at a temperature $T_c^{(SO)} < T_c^{(FO)}$ below which the symmetric solution ceases to exist as a metastable state. When H_0 has an antiferromagnetic coupling, $J_0 < 0$, a similar phase transition scenario still applies but characterized by an antiferromagnetic order and, quite interestingly, differently from the Ising-like two-state case, in the limit $J_0 \rightarrow -\infty$, $T_c^{(FO)}$ tends to a finite value. Moreover, we show that in the same limit also the latent heat per spin tends to a finite constant. Finally, we prove that the connected correlation functions are not zero and evaluate them in a specific case.

2. Generalized mean-field Potts models

In the spirit of [1], we introduce now a model built by using both finite-dimensional and infinite dimensional Hamiltonian terms. A generalized mean-field Potts model, *i.e.*, a model where each variable σ can take q values, $\sigma = 1, \dots, q$, can be defined through the following Hamiltonian

$$H = H_0(\{\sigma_i\}) - \frac{J}{N} \sum_{i < j} \delta(\sigma_i, \sigma_j), \quad (1)$$

where $\delta(\sigma, \sigma')$ is the Kronecker delta function and H_0 is any q -states Potts Hamiltonian with no external field. Let us rewrite H as (up to terms negligible for $N \rightarrow \infty$)

$$H = H_0(\{\sigma_i\}) - \frac{J}{N} \sum_{\sigma} \left[\sum_i \delta(\sigma_i, \sigma) \right]^2. \quad (2)$$

As done in [1], from Eq. (2) we see that, by introducing q independent Gaussian variables x_{σ} , we can evaluate the partition function, $Z = \sum_{\{\sigma_i\}} \exp(-\beta H(\{\sigma_i\}))$, as

$$Z \propto \int \prod_{\sigma=1}^q dx_{\sigma} e^{-N \left[\sum_{\sigma} \frac{\beta J x_{\sigma}^2}{2} + \beta f_0(\beta J x_1, \dots, \beta J x_q) \right]}, \quad (3)$$

where $f_0(\beta h_1, \dots, \beta h_q)$ is the free energy density of the Potts model governed by H_0 at the temperature $1/\beta$ and in the presence of a q -component external field $\mathbf{h} \stackrel{def}{=} (h_1, \dots, h_q)$ via $H_0 \rightarrow H_0 - \sum_{\sigma} h_{\sigma} \sum_i \delta(\sigma_i, \sigma)$. By using the saddle point method, from

Eq. (3) we find that, if $x_{0;\sigma}(\beta h_1, \dots, \beta h_q)$ is the order parameter for H_0 as a function of a q -component external field ², $\langle \delta(\sigma_i, \sigma) \rangle_0 = x_{0;\sigma}(\beta h_1, \dots, \beta h_q)$, then, in the thermodynamic limit, the order parameter for H , $x_{\sigma} = \langle \delta(\sigma_i, \sigma) \rangle$, satisfies the system

$$x_{\sigma} = x_{0;\sigma}(\beta J x_1, \dots, \beta J x_q), \quad \sigma = 1, \dots, q \quad (4)$$

and the free energy f is given by

$$\beta f = \sum_{\sigma} \frac{\beta J x_{\sigma}^2}{2} + \beta f_0(\beta J x_1, \dots, \beta J x_q). \quad (5)$$

When $J < 0$, the approach with the Gaussian variables is not valid since the Gaussian integral diverges. Yet, the saddle point Eqs. (4) are still exact, as derived from the general theorem presented in [1] (while the free energy has a different form with respect to Eq. (5)).

Concerning the connected correlation function C , as a general rule we have [1]

$$C = C_0(\beta J x_1, \dots, \beta J x_q) + \text{finite size effects}, \quad (6)$$

where $C_0(\beta h_1, \dots, \beta h_q)$ is the connected correlation function of the Potts model governed by H_0 at the temperature $1/\beta$ and in the presence of a q -component external field $\mathbf{h} \stackrel{def}{=} (h_1, \dots, h_q)$.

3. The traditional mean-field Potts model ($H_0 = 0$)

Before facing the analysis of our model, we want to briefly recall the traditional mean-field Potts model defined as in Eq. (1) with $H_0 = 0$.

3.1. The pure model

The use of Eqs. (4)-(5) in this case may seem not necessary but it is instructive. To apply Eqs. (4)-(5) to the present case, we need to solve the corresponding pure model, which is a Potts model without interaction but in the presence of a uniform external field, \mathbf{h} . We have therefore to calculate the following trivial partition function, $Z_0(\mathbf{h})$, which differs from Z for the absence of the fully-connected (long-range) interaction:

$$Z_0(\mathbf{h}) = \sum_{\sigma_1, \dots, \sigma_N} e^{\beta \sum_{\sigma} h_{\sigma} N_{\sigma}}, \quad (7)$$

where $N_{\sigma} = \sum_i \delta(\sigma_i, \sigma)$. We have

$$x_{0;\sigma}(\beta h_1, \dots, \beta h_q) = \frac{e^{\beta h_{\sigma}}}{\sum_{\sigma'} e^{\beta h_{\sigma'}}}, \quad (8)$$

$$\beta f_0(\beta h_1, \dots, \beta h_q) = -\log \left(\sum_{\sigma} e^{\beta h_{\sigma}} \right). \quad (9)$$

² We suppose, for simplicity, that the order parameter associated to H_0 (the pure model), does not depend on the vertex position.

3.2. The mean-field model

By plugging Eqs. (8)-(9) in Eqs. (4)-(5) we get immediately the following system of equations and the free energy density:

$$x_\sigma = \frac{e^{\beta J x_\sigma}}{\sum_{\sigma'} e^{\beta J x_{\sigma'}}}, \quad \sigma = 1, \dots, q, \quad (10)$$

$$\beta f = -\log \left(\sum_{\sigma} e^{\beta J x_\sigma} \right) + \sum_{\sigma} \frac{\beta J x_\sigma^2}{2}. \quad (11)$$

Eqs. (10)-(11) give rise to a well known phase transition scenario [11]: a second-order mean-field Ising phase transition sets up only for $q = 2$, while for any $q \geq 3$ there is a first-order phase transition at the critical value (see Fig. 1):

$$\beta_c^{(\text{FO})} J = \frac{2(q-1)}{q-2} \log(q-1). \quad (12)$$

It is easy however to see that, besides the first-order transition, there exists also a hidden (unstable) second-order transition taking place when [12]

$$\beta_c^{(\text{SO})} J = q. \quad (13)$$

At equilibrium the main role of this second-order transition is to determine the temperature $T_c^{(\text{SO})}$ below which the metastable symmetric state ends to be (locally) stable (see Fig. 2). We shall see later that this phase transition scenario holds true (robust) also in the presence of a positive short-range coupling ($H_0 \neq 0$).

4. The three-state 1D case

We now specialize the above general result to the case in which H_0 represents a one-dimensional three-state Potts Hamiltonian:

$$H_0(\{\sigma_i\}) = -J_0 \sum_{i=1}^N \delta(\sigma_i, \sigma_{i+1}) \quad (14)$$

where we have assumed periodic boundary conditions $\sigma_{N+1} = \sigma_1$, and from now on it is understood that each Potts variable σ can take the values 1, 2, and 3.

4.1. The pure model

To apply Eqs. (4)-(5) to our case we need to solve the corresponding pure model, which is a 1D three-state Potts model in the presence of a three-component uniform external field, \mathbf{h} , *i.e.*, we have to calculate the following partition function

$$Z_0(\mathbf{h}) = \sum_{\sigma_1, \dots, \sigma_N} e^{\beta J_0 \sum_{i=1}^N \delta(\sigma_i, \sigma_{i+1}) + \beta \sum_{\sigma} h_\sigma N_\sigma}. \quad (15)$$

For any finite N , we can express (15) as (“transfer matrix method”)

$$Z_0(\mathbf{h}) = \text{Tr } \mathbf{T}^N, \quad (16)$$

where \mathbf{T} is the 3×3 matrix whose elements, $T(\sigma, \sigma')$, for any $\sigma, \sigma' \in \{1, 2, 3\}$, are defined as

$$T(\sigma, \sigma') = \exp \left[\beta J_0 \delta(\sigma, \sigma') + \frac{1}{2} \beta h_\sigma + \frac{1}{2} \beta h_{\sigma'} \right]. \quad (17)$$

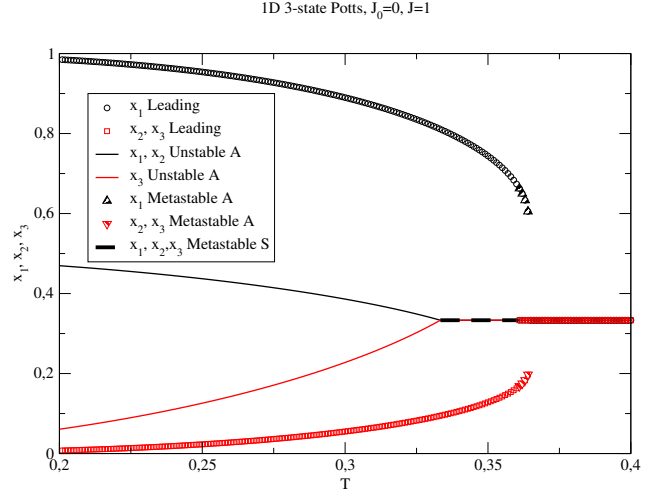


Figure 1: (Color online) Magnetizations for the case $J = 1$ and $J_0 = 0$ (equivalent to the traditional mean-field Potts model). In the figure: “Leading” stands for the thermodynamic stable state having the lower free-energy, “Metastable A” and “Metastable S” stand for the thermodynamic stable states having the higher free-energy, while “Unstable S” and “Unstable A” stand for the thermodynamic unstable states; A or S stand for asymmetrical or symmetrical, respectively. For any $J_0 \geq 0$ (which includes the present case $J_0 = 0$), the Leading states lie on the subspaces $x_{i_1} > x_{i_2} = x_{i_3}$ (in this figure only the case $x_1 > x_2 = x_3$ is shown), while the Unstable A states lie on the subspaces $x_{i_1} = x_{i_2} > x_{i_3}$, where i_1, i_2, i_3 , is any permutation of the set of indices $\{1, 2, 3\}$ and $x_{i_1} + x_{i_2} + x_{i_3} = 1$ (in this figure only the case $x_1 = x_2 > x_3$ is shown). Note that the asymptotic values of the magnetizations toward $T = 0$ are $x_{i_1} = 1$, $x_{i_2} = x_{i_3} = 0$ and $x_{i_1} = x_{i_2} = 1/2$, $x_{i_3} = 0$, for the Leading and Unstable A states, respectively. The first-order phase transition occurs at $T_c^{(\text{FO})} = 0.3607$, while the second-order one at $T_c^{(\text{SO})} = 1/3$. The Metastable A state begins at $T = 0.364$ and ends at $T_c^{(\text{FO})}$.

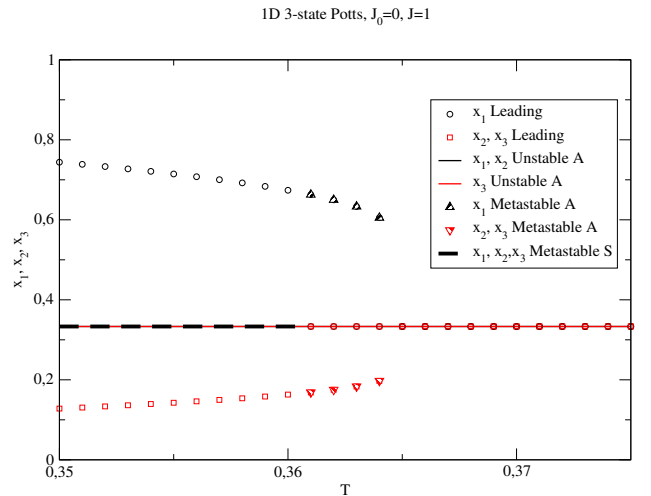


Figure 2: (Color online) Particular of Fig. (1) near the critical temperature.

For the thermodynamic limit it will be enough to evaluate the eigenvalues of \mathbf{T} , λ_1 , λ_2 , λ_3 , the free energy density of the pure model, f_0 , being given by

$$-\beta f_0(\beta \mathbf{h}) = \lim_{N \rightarrow \infty} \frac{\log(Z_0(\mathbf{h}))}{N} = \log(\lambda_{\max}), \quad (18)$$

where λ_{\max} is such that $|\lambda_{\max}| = \max\{|\lambda_1|, |\lambda_2|, |\lambda_3|\}$. From Eq. (17) we see that the eigenvalues equation reads

$$\lambda^3 + a_2 \lambda^2 + a_1 \lambda + a_0 = 0, \quad (19)$$

where

$$a_0 = (3e^{\beta J_0} - e^{3\beta J_0} - 2)(e^{\beta h_1 + \beta h_2 + \beta h_3}), \quad (20)$$

$$a_1 = (e^{2\beta J_0} - 1)(e^{\beta h_1 + \beta h_2} + e^{\beta h_2 + \beta h_3} + e^{\beta h_1 + \beta h_3}), \quad (21)$$

$$a_2 = -e^{\beta J_0}(e^{\beta h_1} + e^{\beta h_2} + e^{\beta h_3}). \quad (22)$$

Eq. (19) is cubic in λ so that we can solve it explicitly using the Cardano formula which gives the three roots:

$$\lambda_1 = -\frac{1}{3}a_2 + (S + T), \quad (23)$$

$$\lambda_2 = -\frac{1}{3}a_2 - \frac{1}{2}(S + T) + \frac{i\sqrt{3}}{2}(S - T), \quad (24)$$

$$\lambda_3 = -\frac{1}{3}a_2 - \frac{1}{2}(S + T) - \frac{i\sqrt{3}}{2}(S - T), \quad (25)$$

where

$$S = (R + D^{\frac{1}{2}})^{\frac{1}{3}}, \quad T = (R - D^{\frac{1}{2}})^{\frac{1}{3}}, \quad (26)$$

$$D = Q^3 + R^2, \quad Q = \frac{3a_1 - a_2^2}{9}, \quad (27)$$

$$R = \frac{9a_1a_2 - 27a_0 - 2a_2^3}{54}. \quad (28)$$

Once the eigenvalues have been calculated, the magnetizations, $x_{0;\sigma}$, of the pure model in the thermodynamic limit can be calculated from Eq. (18) as

$$x_{0;\sigma} = \frac{1}{\lambda_{\max}} \frac{\partial \lambda_{\max}}{\partial \beta h_{\sigma}}. \quad (29)$$

Notice that λ_1 , λ_2 , and λ_3 are functions of the vector-field \mathbf{h} . In the case of equal external fields, $h_1 = h_2 = h_3$, which in particular includes the case $h_1 = h_2 = h_3 = 0$, due to the fact that a_0 , a_1 , and a_2 are symmetrical in the fields, Eq. (29) provides always the symmetric solution $x_{0;\sigma} = 1/3$, i.e., as expected, in one dimension there is no phase transition. Less trivial is to evaluate Eq. (29) for an arbitrary external field \mathbf{h} . To this aim, from Eqs. (20)-(28) we see that we need to take into account the following derivatives, with $\{\sigma, \sigma', \sigma''\} = \{1, 2, 3\}$

$$\frac{\partial a_0}{\partial \beta h_{\sigma}} = a_0 \quad (30)$$

$$\frac{\partial a_1}{\partial \beta h_{\sigma}} = (e^{2\beta J_0} - 1)(e^{\beta h_{\sigma} + \beta h_{\sigma'}} + e^{\beta h_{\sigma} + \beta h_{\sigma''}}), \quad (31)$$

$$\frac{\partial a_2}{\partial \beta h_{\sigma}} = -e^{\beta J_0} e^{\beta h_{\sigma}}, \quad (32)$$

$$\frac{\partial S}{\partial \beta h_{\sigma}} = \frac{1}{3} \left(R + D^{\frac{1}{2}} \right)^{-\frac{2}{3}} \left(\frac{\partial R}{\partial \beta h_{\sigma}} + \frac{1}{2D^{\frac{1}{2}}} \frac{\partial D}{\partial \beta h_{\sigma}} \right), \quad (33)$$

$$\frac{\partial T}{\partial \beta h_{\sigma}} = \frac{1}{3} \left(R - D^{\frac{1}{2}} \right)^{-\frac{2}{3}} \left(\frac{\partial R}{\partial \beta h_{\sigma}} - \frac{1}{2D^{\frac{1}{2}}} \frac{\partial D}{\partial \beta h_{\sigma}} \right), \quad (34)$$

$$\frac{\partial D}{\partial \beta h_{\sigma}} = 3Q^2 \frac{\partial Q}{\partial \beta h_{\sigma}} + 2R \frac{\partial R}{\partial \beta h_{\sigma}}, \quad (35)$$

$$\frac{\partial Q}{\partial \beta h_{\sigma}} = \frac{3 \frac{\partial a_1}{\partial \beta h_{\sigma}} - 2a_2 \frac{\partial a_2}{\partial \beta h_{\sigma}}}{9}, \quad (36)$$

$$\frac{\partial R}{\partial \beta h_{\sigma}} = \frac{9 \frac{\partial a_1}{\partial \beta h_{\sigma}} a_2 + 9 \frac{\partial a_2}{\partial \beta h_{\sigma}} a_1 - 27 \frac{\partial a_0}{\partial \beta h_{\sigma}} - 6a_2^2 \frac{\partial a_2}{\partial \beta h_{\sigma}}}{54}. \quad (37)$$

4.2. The mean-field model

By performing the effective substitutions $h_{\sigma} \rightarrow Jx_{\sigma}$ in Eqs. (18)-(37), Eqs. (4)-(5) take the form

$$x_{\sigma} = \frac{1}{\lambda_{\max}(\{\beta J x_{\sigma}\})} \frac{\partial \lambda_{\max}(\{\beta h'_{\sigma}\})}{\partial \beta h_{\sigma}} \Big|_{\{h'_{\sigma} = Jx'_{\sigma}\}}, \quad (38)$$

$$\beta f = \sum_{\sigma} \frac{\beta J x_{\sigma}^2}{2} - \log(\lambda_{\max}(\{\beta J x_{\sigma}\})), \quad (39)$$

where we have written the explicit dependence on the arguments $\{\beta J x_{\sigma}\}$. For the internal energy per spin u we have

$$u = f - \frac{1}{\beta} \sum_{\sigma} x_{\sigma} \log(x_{\sigma}), \quad (40)$$

where the second term corresponds to the entropy per spin. Particularly simple are the expressions corresponding to the symmetric solution $\{x_{\sigma} = 1/q\}$. Direct application of the transfer matrix method provides (these formulas are valid for any q)

$$\beta f_{\text{symm}} = -\log(e^{\beta J_0} + q - 1) - \frac{\beta J}{2q}, \quad (41)$$

$$u_{\text{symm}} = f_{\text{symm}} + \frac{1}{\beta} \log(q), \quad (42)$$

where f_{symm} and u_{symm} stand for free energy and energy (per spin) of the symmetric solution. Notice that, whereas f is continuous at the critical point of a first-order phase transition, u is not. Eqs. (40) and (42) can be used for evaluating the latent heat per spin L defined as the difference of the energies of the symmetric solution with the non symmetric one at the critical point of the first-order phase transition:

$$L = (u_{\text{symm}} - u) \Big|_{T=T_c^{\text{(FO)}}}. \quad (43)$$

In the case $J_0 = 0$ one can show that L reduces to [11] $L = \beta J(q-2)^2/(2q(q-1))$. The latent heat is interesting because it quantifies the amount of energy the system requires to “transform” a metastable state (i.e. subleading) into a leading one along the first-order transition, in close analogy with the change of phase of fluids, like the gas-liquid transition.

Note that in the present work we are not going to consider an additional external field (see Eq. (1)): according to Eqs. (4)-(5), the role that the external field had on the pure model H_0 , has been now replaced by the effective magnetizations Jx_σ to be found self-consistently by Eqs. (38). We could easily consider the presence of an additional external field h by simply performing the effective substitutions $h_\sigma \rightarrow Jx_\sigma + h_\sigma$ in Eqs. (18)-(37), which does not change the structure of the self-consistent Eqs. (38), but its numerical detailed analysis goes beyond the aim of the present work.

5. Numerical analysis and physical interpretation of the self-consistent equations

In this Section we analyze numerically Eqs. (38) and (39) and provide the corresponding physical explanation. It turns out that λ_{\max} coincides always with λ_1 . We find it convenient to distinguish the cases $J_0 \geq 0$ and $J_0 < 0$ both for $J > 0$. Later on we will consider also the case $J < 0$. As we have seen in the previous Section, the pure model, in one dimension, does not undergo a spontaneous symmetry breaking. However, from Eqs. (38) and (39) we see that, for any positive value of J , the model governed by H turns out to be a mean-field model so that a phase transition is always expected. Therefore, in our numerical experiments, it will be enough to keep the value of the long-range coupling fixed at $J = 1$ and observe what happens by changing the short-range coupling J_0 .

In general, the trivial and symmetric solution $x_1 = x_2 = x_3 = 1/3$ is stable even below the critical temperature $T_c^{(\text{FO})}$ within a finite range of temperatures $[T_c^{(\text{SO})}, T_c^{(\text{FO})}]$, though in general is not leading (i.e., it is a metastable state), and below $T_c^{(\text{SO})}$ becomes unstable.

5.0.1. The case $J > 0, J_0 \geq 0$

When we set $J_0 \rightarrow 0$, our model coincides with the traditional mean-field model governed by Eqs. (10) and (11). When $J_0 = 0$, from Eq. (12) with $q = 3$, we see that for $J = 1$ a first-order phase transition develops at the critical point $T_c^{(\text{FO})} = 0.3607$, see Fig. (1). The phase transition is triggered by a broken symmetry mechanism according to which one of the three components (1, 2, 3) becomes favored in spite of the other two that remain equal to each other so that, for $T \rightarrow 0$, two components go to 0 and the favored one reaches the value 1. As expected, when $J_0 > 0$ we observe a smooth modification of such a scenario, as reported in Figs. (2)-(3). Fig. 5 shows that $T_c^{(\text{FO})}$ is an increasing function of J_0 for $J_0 > 0$. Similarly, Fig. 6 shows that the latent heat per particle L is an increasing function of J_0 for $J_0 > 0$.

Besides the first-order phase transition (“dominant”, or “leading”), as shown in Figs. (1-3), we observe the existence

of a second-order phase transition which lies in the sub-space $x_{i_1} = x_{i_2} > x_{i_3}$, where i_1, i_2, i_3 , is any permutation of the set of indices {1, 2, 3} and $x_{i_1} + x_{i_2} + x_{i_3} = 1$. This second-order phase transition takes place at a critical temperature $T_c^{(\text{SO})}$ where the metastable state $x_1 = x_2 = x_3 = 1/3$ (i.e. a stable state with an higher free energy with respect to the stable leading state) becomes unstable and two components become favored against a third one, so that their values toward $T = 0$ are the states (1/2, 1/2, 0) (and their permutations). As for any model having a fully connected interaction 1, also this second-order transition is mean-field like with classical critical exponents (for each order parameter we have $\alpha = 0, \beta = 1/2, \gamma = 1, \delta = 1/3$), as can be checked directly or by applying the general result of Ref. [1]. For $J_0 = 0$ it is easy to see that the critical temperature of this transition is given by $T_c^{(\text{SO})} = J/q$. Here the symmetry to be broken seems to be a two-fold one, as can be seen if we consider that two non zero components are forced to change simultaneously by the constrain $x_{i_1} = x_{i_2}$. However, only the state coming from the first-order transition is stable, while the other turns out to be unstable, as can be seen from the fact that the initial conditions giving rise to the second-order phase transition live in a subspace of (x_1, x_2, x_3) of the kind $x_{i_1} = x_{i_2}$ which has zero volume in 3 dimensions. A basin of attraction of zero volume corresponds to a unstable state. In fact, a control of the Hessian of the Landau free energy (39)³ gives, for the solution corresponding to the second-order phase transition, always one negative eigenvalue. The presence of a second-order phase transition in a non disordered three-state mean-field Potts model, even if hidden in a subspace, is a quite non obvious and interesting fact: in the subspace $x_{i_1} = x_{i_2} > x_{i_3}$, as the temperature is decreased, the system is forced to favor x_{i_1} and x_{i_2} not by a jump, but continuously with a two-fold broken symmetry mechanism which in turn sets the end of the metastable state. In the next paragraph we will see that for $J_0 < 0$ this scenario is somehow reversed.

5.0.2. The case $J > 0, J_0 < 0$

When $J_0 < 0$ the model is still mean field, so that a first-order phase transition similar to the case $J_0 > 0$ is also present, but with a corresponding lower value for $T_c^{(\text{FO})}$, as confirmed by Fig. (4). Now, however, due to the fact that $J_0 < 0$, we must take into account that two spins that are consecutive along the 1D chain, at low enough temperatures, cannot have the same value, so that, among the three components (1, 2, 3), the favored one(s), if any, along the 1D chain must be alternated with another one (others). There are two ways to realize this alternation. If for example we look for situations in which, at low enough temperatures, the component 1 is favored, along the 1D chain we can look for configurations of the kind (1, 2, 1, 3, 1, 2, 1, 3, ...). But we can also look for situations in which, for example, both the components 1 and 2 are favored and, at low enough temperatures, the configurations are of the kind (1, 2, 1, 2, 1, 2, 1, 2, ...). Notice, for both the situations,

³ The true free energy is given by (39) calculated in the solutions of the system (38), while the Landau free energy is represented by (39) alone.

1D 3-state Potts, $J_0=1, J=1$

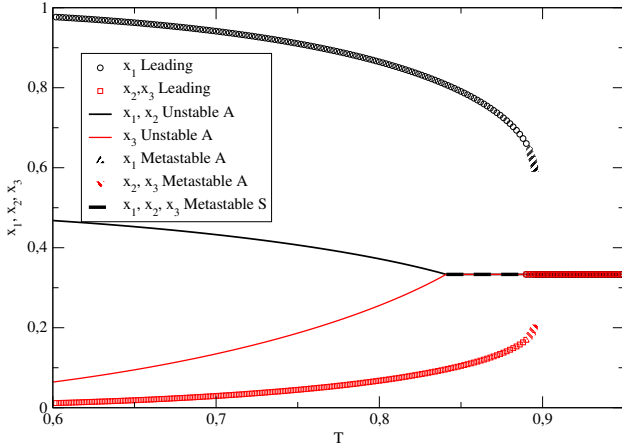


Figure 3: (Color online) As in Fig. (1) but with $J_0 = 1$.

with respect to the case $J_0 \geq 0$, the necessary modification of the values (x_1, x_2, x_3) for $T \rightarrow 0$ due to the alternations: now the asymptotic values are either $(1/2, 1/4, 1/4)$ or $(1/2, 1/2, 0)$ (and their permutations) for the above former and latter case, respectively. In both the cases, we have a translational broken symmetry (similarly to an antiferromagnetic Ising model) but in the latter case, we have also a further two-fold broken symmetry (since one state, either the state 2 or the state 3, must be excluded). Interestingly, while the latter phase-transition mechanism corresponds to a first-order phase transition, which turns out to be, in shape, quite similar to the phase transition that occurred for $J_0 > 0$, the former phase-transition mechanism corresponds to a second-order phase transition. However, as in the case $J_0 \geq 0$, only the state coming from the first-order transition is stable, while the other turns out to be unstable, as seen from the fact that the initial conditions giving rise to the second-order phase transition live in a subspace of (x_1, x_2, x_3) of the kind $x_{i_1} = x_{i_2}$ which has zero volume in 3 dimensions or, alternatively, by controlling the Hessian of the Landau free energy (39). Again, we stress that the presence a second-order phase transition in a non disordered three-state mean-field Potts model, even if hidden in a subspace, is a quite non obvious and interesting fact: in the subspace $x_{i_1} = x_{i_2} < x_{i_3}$, as the temperature is decreased, the system is forced to favor x_{i_3} not by a jump, but continuously and, in turn, this transition sets the end of the symmetric metastable state.

As shown in Fig. 5, the behavior of $T_c^{(FO)}$ as a function of J_0 for $J_0 < 0$ is quite interesting. Differently from the Ising-like two-state case, where the critical temperature obeys the equation $\exp(2\beta J_0)\beta J = 1$ [4] (so that it tends to zero for $J_0 \rightarrow -\infty$), in the present 3-state case $T_c^{(FO)}$ tends to a finite constant for $J_0 \rightarrow -\infty$ (see Inset of Fig. 5). Similarly, as shown in Fig. 6, the latent heat per spin also tends to a finite constant for $J_0 \rightarrow -\infty$.

5.0.3. The case $J < 0$

As anticipated in Sec. II, when $J < 0$, the saddle point Eqs. (38) are still exact, as derived from the general theorem pre-

1D 3-states Potts, $J_0=-0.5, J=1$

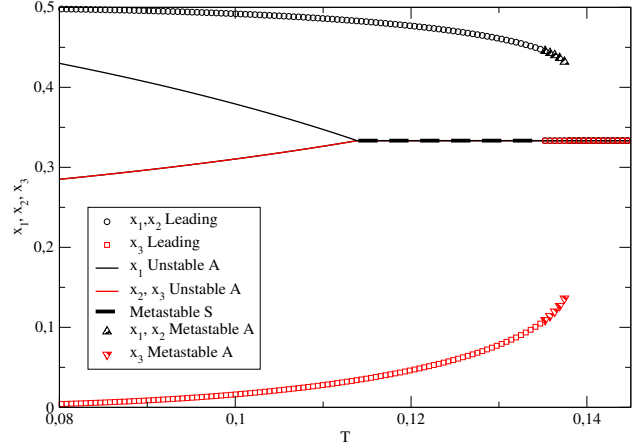


Figure 4: (Color online) As in Fig. 1 with $J_0 = -0.5$. For $J_0 < 0$ the Leading states lie on the subspaces $x_{i_1} = x_{i_2} > x_{i_3}$ (in this figure only the case $x_1 = x_2 > x_3$ is shown), while the Unstable A states lie on the subspaces $x_{i_1} = x_{i_2} < x_{i_3}$ (in this figure only the case $x_1 > x_2 = x_3$ is shown), where i_1, i_2, i_3 , is any permutation of the set of indices $\{1, 2, 3\}$, and $x_{i_1} + x_{i_2} + x_{i_3} = 1$. Note that, for $J_0 < 0$, the asymptotic values of the magnetizations toward $T = 0$ are $x_{i_1} = x_{i_2} = 1/2$, $x_{i_3} = 0$ and $x_{i_1} = 1/2$, $x_{i_2} = x_{i_3} = 1/4$, for the Leading and Unstable A states, respectively.

$T_c^{(FO)}$ vs $J_0, J=1$

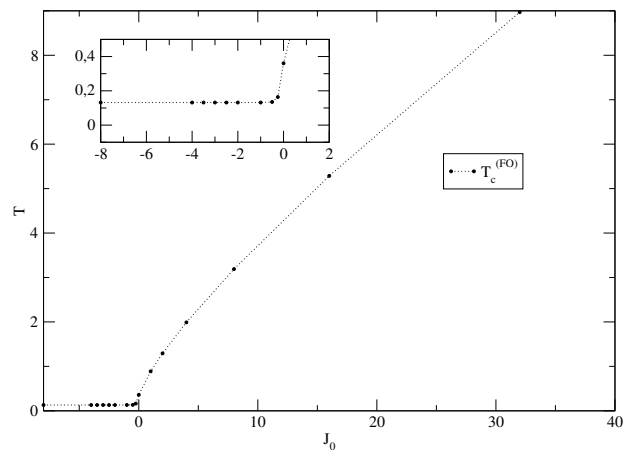


Figure 5: (Color online) Behavior of the critical temperature of the first-order transition $T_c^{(FO)}$ as a function of J_0 with $J = 1$ (filled dots; the line is a guide for the eyes). Inset: particular in the region of J_0 negative.

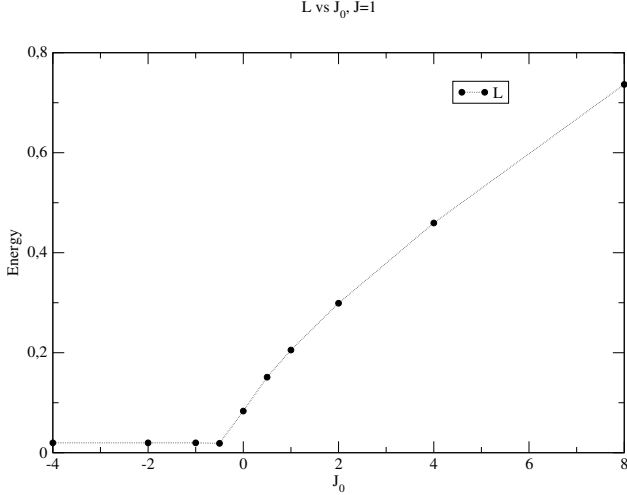


Figure 6: (Color online) Behavior of the latent heat per spin L defined in Eq. (43) as a function of J_0 with $J = 1$ (filled dots; the line is a guide for the eyes).

sented in [1] (while the free energy has a different form with respect to Eq. (39)). When $J < 0$, Eqs. (38) have only the trivial symmetric solution and no phase transition sets in. A more interesting scenario can emerge under a dynamical approach as done in [12] for the case $J_0 = 0$ where a dynamical second-order phase transition takes place. The analysis of the dynamical approach for $J_0 \neq 0$ will be reported elsewhere.

6. Correlation functions

We want to prove now that, as anticipated, the connected correlation function of the effective mean-field model (1) are not zero and evaluate them in a specific case. Let us consider for simplicity open boundary conditions and the two point connected correlation function of two consecutive spins. It is easy to see that, for the pure q -state Potts model at zero external field, we have

$$\langle \delta_{\sigma_i, \sigma_{i+1}} \rangle_0 = \frac{e^{\beta J_0}}{e^{\beta J_0} + q - 1}, \quad (44)$$

which implies

$$\begin{aligned} C_0(0, \dots, 0) &\stackrel{\text{def}}{=} \sum_{\sigma} \left(\langle \delta_{\sigma_i, \sigma} \delta_{\sigma, \sigma_{i+1}} \rangle_0 - \langle \delta_{\sigma_i, \sigma} \rangle_0 \langle \delta_{\sigma, \sigma_{i+1}} \rangle_0 \right) \\ &= \frac{e^{\beta J_0}}{e^{\beta J_0} + q - 1} - \frac{1}{q}. \end{aligned} \quad (45)$$

Equation (45) shows that, in the pure 1D model, the connected correlation functions are zero only in the limit of infinite temperature and, as expected, they are strictly positive or strictly negative according to the sign of J_0 , respectively. Now, on applying Eq. 6 to Eq. (45), we see that, even above the critical temperature, the connected correlation functions of the effective mean-field model (1) are not zero. In fact, for $T > T_c^{(\text{FO})}$, the equilibrium state corresponds to the symmetric solution,

$\{x_i = 1/q\}$, which, according to Eq. 6, amounts to have a constant effective external field $\mathbf{h} = (h, \dots, h)$ for which we have trivially $C = C_0(\beta J x_1, \dots, \beta J x_q) = C_0(0, \dots, 0)$, i.e., as Eq. (45). For finite size effects see Sec. 3 of Ref. [13].

7. Conclusions

On the base of a general result [1], we have considered a three-state Potts model built over a lattice ring, with coupling J_0 , and the fully connected graph, with coupling J . This is a non trivial exactly solvable effective mean-field model where new phenomena emerge as a consequence of the interplay between its finite- and infinite-dimensional character. A similar analysis was done in [4] for the 1D mean-field Ising model (equivalent to a two-state Potts model). The three-state Potts model, however, shows dramatic differences with respect to the Ising case. In particular, for given $J > 0$, we have found that, unlike the 1D mean-field Ising model [4], the critical temperature $T_c^{(\text{FO})}$ tends to a finite constant when $J_0 \rightarrow -\infty$. Similarly, also the latent heat per spin tends to a finite constant for $J_0 \rightarrow -\infty$. Moreover, we have found the existence of a hidden continuous phase transition for both the ferromagnetic, $J_0 \geq 0$, and the antiferromagnetic case, $J_0 < 0$, taking place at a temperature $T_c^{(\text{SO})} < T_c^{(\text{FO})}$, confirming the robustness of the scenario found in [12] for $J_0 = 0$ and $J > 0$. However, for $J_0 < 0$, the system has an antiferromagnetic feature, the ground state being characterized by a totally different symmetry with respect to the case $J_0 > 0$ (compare the asymptotic values toward $T = 0$ of Figs. 1 and 4). Concerning the case $J < 0$, at equilibrium the only possible stable state is the symmetric one, while a more interesting scenario emerges under a dynamical approach as done in [12] for $J_0 = 0$, where the system undergoes only second-order phase transitions (stable). The extension of the dynamical analysis for $J_0 \neq 0$ will be reported elsewhere. Finally, we have evaluated the connected correlation functions of nearest spins and proven that they are not zero, even in the paramagnetic phase.

Acknowledgments

M. O. acknowledges Grant CNPq 09/2018 - PQ (Brazil). F. M. thanks UAEU UPAR Grant No. 31S391.

References

- [1] M. Ostilli, EPL **97**, 50008 (2012).
- [2] N. N. Bogoliubov, jr., *A Method for Studying Model Hamiltonians*, Pergamon Press (Oxford, 1972).
- [3] L. W. J. den Ouden, H. W. Capel, and J. H. H. Perk, Physica A **85** 425 (1976); J. H. H. Perk, H. W. Capel, and L. W. J. den Ouden, Physica A **89** 555 (1977); H. W. Capel, J. H. H. Perk, and L. W. J. den Ouden, Phys. Lett. **66A** 437 (1978).
- [4] M. Ostilli and J. F. F. Mendes, Phys. Rev. E **78**, 031102 (2008).
- [5] D. J. Watts, S. H. Strogatz, Nature, **393**, 440 (1998).
- [6] N. S. Skantzos and A. C. C. Coolen, J. Phys. A: Math. Gen. **33**, 5785 (2000).
- [7] Skantzos, Nikos S. and Castillo, Isaac Pérez and Hatchett, Jonathan P. L., Phys. Rev. E **72**, 066127 (2005).
- [8] M. B. Hastings, Phys. Rev. Lett. **96**, 148701 (2006).

- [9] R. Albert, A.L. Barabasi, Rev. Mod. Phys. **74** 47 (2002); S.N. Dorogovtsev, J.F.F. Mendes, *Evolution of Networks* (University Press: Oxford, 2003); M. E. J. Newman, SIAM Review **45**, 167 (2003); S. N. Dorogovtsev, *Lectures on Complex Networks* (Oxford Master Series in Statistical, Computational, and Theoretical Physics, 2010).
- [10] M. Ostilli, A. L. Ferreria, and J. F. F. Mendes, Phys. Rev. E **83**, 061149 (2011).
- [11] F. Y. Wu, Rev. Mod. Phys., **54**, 235 (1982).
- [12] M. Ostilli and F. Mukhamedov EPL, **101**, 60008 (2013).
- [13] L. Nicolao and M. Ostilli, Physica A **533**, 121920 (2019).