

Constructing and Classifying Fully Irreducible Outer Automorphisms of Free Groups

Catherine Pfaff

November 27, 2024

Abstract

The main theorem of this document emulates, in the context of $Out(F_r)$ theory, a mapping class group theorem (by H. Masur and J. Smillie) that determines precisely which index lists arise from pseudo-Anosov mapping classes. Since the ideal Whitehead graph gives a finer invariant in the analogous setting of a fully irreducible $\phi \in Out(F_r)$, we instead focus on determining which of the 21 connected, loop-free, 5-vertex graphs are ideal Whitehead graphs of ageometric, fully irreducible $\phi \in Out(F_3)$. Our main theorem accomplishes this by showing that there are precisely 18 graphs arising as such. We also give a method for identifying certain complications called periodic Nielsen paths, prove the existence of conveniently decomposed representatives of ageometric, fully irreducible $\phi \in Out(F_r)$ having connected, loop-free, $(2r - 1)$ -vertex ideal Whitehead graphs, and prove a criterion for identifying representatives of ageometric, fully irreducible $\phi \in Out(F_r)$. The methods we use for constructing fully irreducible outer automorphisms of free groups, as well as our identification and decomposition techniques, can be used to extend our main theorem, as they are valid in any rank. Our methods of proof rely primarily on Bestvina-Feighn-Handel train track theory and the theory of attracting laminations.

Contents

1	Introduction	4
1.1	The Question	5
1.2	Outline of Document	6
1.3	Summary of Results	8
1.4	Acknowledgements	8
2	Preliminary Definitions	8
2.1	Train Track Representatives	8
2.2	Reducibility	9
2.3	Turns, Paths, Circuits, and Tightening	9
2.4	Lines	10
2.5	Laminations	11
2.6	Periodic Nielsen Paths and Geometric, Parageometric, and Ageometric Fully Irreducible Outer Automorphisms	12
2.7	Rotationlessness	13
2.8	Local Whitehead Graphs, Local Stable Whitehead Graphs, Ideal Whitehead Graphs, and Singularity Indices	14
2.9	Folds, Decompositions, and Generators	17
3	Ideal Decompositions	19
4	Lamination Train Track (LTT) Structures	25
4.1	Abstract Lamination Train Track Structures	25
4.1.1	Type (*) LTT Structures for Type (*) pIWGs	27
4.1.2	Based Lamination Train Track Structures	28
4.1.3	Maps of Based Lamination Train Track Structures	29
4.1.4	Generating Triples	30
4.2	LTT Structures of Type (*) Representatives	31
5	Admissible Map Properties	32
5.1	Cancellation and a Preliminary Lemma	32
5.2	LTT Structures, Birecurrency, and AM Property I	34
5.3	Periodic Directions and AM Property II	36
5.4	The Nonperiodic Red Direction and AM Property III	38
5.5	$D^C g_{k,l}$ Edge Images and AM Property IV	39
5.6	The Red Turn and AM Property V	40
5.7	The Ingoing Nielsen Generator and AM Property VI	41
5.8	Isomorphic Ideal Whitehead Graphs and AM Property VII	42
5.9	Irreducibility and AM Property VIII	43
5.10	Admissible Map Properties Summarized	45
6	Lamination Train Track Structures are Lamination Train Track Structures	46

7	Extensions, Switches, Construction Compositions, Switch Paths, and Peels	47
7.1	Peels	48
7.2	Extensions and Switches	49
7.3	Construction Compositions	56
7.4	Switch Paths	61
8	AM Diagrams	63
9	Full Irreducibility Criterion	64
9.1	Free Factor Systems, Filtrations, and RTTs	64
10	Nielsen Path Identification	68
11	Representative Loops	73
12	Procedure for Building Ideal Whitehead Graphs	74
12.1	Method I (Building the Entire AM Diagram)	74
12.2	Method II	93
12.3	Method III	101
13	Unachievable Ideal Whitehead Graphs	103
13.1	Four Edges Sharing a Vertex (Graph II)	103
13.2	Graph V	103
14	Achievable 5-Vertex Type (*) pIW Ideal Whitehead Graphs in Rank 3	104

1 Introduction

The main theorem of this document (Theorem 14.1) is motivated by a theorem in mapping class group theory. The *mapping class group* $MCG(S)$ of a compact surface S is the group of homotopy classes of homeomorphisms $h : S \rightarrow S$. The most common mapping classes are called *pseudo-Anosov*. (One characterization of a pseudo-Anosov mapping class is that some representative of a pseudo-Anosov mapping class expands and contracts a pair of transverse singular measured foliations on the surface). Because of their fundamental importance in topology and geometry, both mapping class groups and pseudo-Anosov mapping classes have been objects of extensive research. The list of singularity indices associated to a pseudo-Anosov mapping class is an important invariant of the class. (Each foliation singularity for the pair of transverse singular measured foliations has an associated index). H. Masur and J. Smillie (see [MS93]) proved precisely which lists of singularity indices arise from pseudo-Anosov mapping classes. This document is the first step to proving an analogous theorem for outer automorphism groups of free groups.

For a free group of rank r , F_r , the *outer automorphism group*, $Out(F_r)$, consists of equivalence classes of automorphisms $\Phi : F_r \rightarrow F_r$, where two automorphisms are equivalent when they differ by an inner automorphism, i.e. a map Φ_b defined by $\Phi_b(a) = b^{-1}ab$ for all $a \in F_r$. Outer automorphisms can be described geometrically as follows. Let R_r be the r -petaled rose (graph having r edges and a single vertex v). Given a graph Γ with no valence-one vertices, we can assign to Γ a *marking* (identification of the fundamental group with the free group F_r) via a homotopy equivalence $R_r \rightarrow \Gamma$. We call such a graph Γ , together with its marking $R_r \rightarrow \Gamma$, a *marked graph*. Each element ϕ of $Out(F_r)$ can be represented geometrically by a homotopy equivalence $g : \Gamma \rightarrow \Gamma$ of a marked graph, where $\phi = g_*$ is the induced map of fundamental groups. For the proof of our analogue to the mapping class group theorem, we will focus on constructing representatives of ageometric, fully irreducible outer automorphisms with particular ideal Whitehead graphs. An ideal Whitehead graph is a strictly finer invariant than a singularity index list and encodes information about the attracting lamination for a fully irreducible outer automorphism.

There is potential for an $Out(F_r)$ analogue to the Masur-Smillie theorem because of deep connections between outer automorphism groups of free groups and mapping class groups of surfaces. When $r = 2$, we have $Out(F_2) \cong Out(\Pi_1(\Sigma_{1,1})) \cong MCG(\Sigma_{1,1})$, where $\Sigma_{1,1}$ denotes a genus-1 torus with a single puncture. Furthermore, elements $\phi \in Out(F_2)$ are induced by homeomorphisms of $\Sigma_{1,1}$ and “fully irreducible outer automorphisms” (Subsection 2.2) are induced by pseudo-Anosov homeomorphisms. While we do not have such exact correspondences for $r > 2$, there are still strong similarities between all of the outer automorphism groups $Out(F_r)$ and mapping class groups $MCG(S)$, as well as between the fully irreducible $\phi \in Out(F_r)$ and pseudo-Anosov $\psi \in MCG(S)$. In fact, some $\phi \in Out(F_r)$ with $r > 2$ are even still induced by homeomorphisms of a compact surface with boundary (such ϕ are called *geometric*).

There is a large group of mathematicians exploring the parallel properties between the $Out(F_r)$ groups and the $MCG(S)$ groups. They have made significant progress to this affect. We use some of their definitions and machinery (including the definitions of singularities, indices, and ideal Whitehead graphs for outer automorphisms of free groups, as defined in [GJLL98] and [HM11]), in order to understand an appropriate $Out(F_r)$ -analogue to the Masur-Smillie theorem for mapping class groups (as described in the next section).

1.1 The Question

Let $i(\phi)$ denote the sum of the singularity indices for a fully irreducible $\phi \in \text{Out}(F_r)$ as defined in [GJLL98] and in Subsection 2.8 below. An index can in some sense be thought of as recording the number of germs of initial edge segments (*directions*) emanating from a vertex that are fixed by a given geometric representative of ϕ . [GJLL98] gives an inequality $i(\phi) \geq 1 - r$ bounding the index sum for a fully irreducible outer automorphism $\phi \in \text{Out}(F_r)$, in contrast with the equality $i(\psi) = \chi(S)$, for a pseudo-Anosov ψ on a surface S , dictated by the Poincare-Hopf Theorem. With this in mind, one can ask whether every index list whose sum satisfies this inequality is achieved. M. Handel and L. Mosher pose the question in [HM11]:

Question 1.1. *What possible index types, which satisfy the index inequality $i(\phi) \geq 1 - r$, are achieved by a nongeometric, fully irreducible element of $\text{Out}(F_r)$?*

What we present here focuses on several constructions that may eventually allow us to attack this question directly and that, in the meantime, give us a stronger result for the rank-3 case when restricting to “ageometric” fully irreducible outer automorphisms and connected, $(2r - 1)$ -vertex ideal Whitehead graphs with no single-vertex edges (see Theorem 14.1). For an ageometric, fully irreducible $\phi \in \text{Out}(F_r)$ and TT representative $g : \Gamma \rightarrow \Gamma$ on a rose having $2r - 1$ fixed directions at the unique vertex and no *periodic Nielsen paths* (PNPs), i.e. paths ρ in Γ such that $g^k(\rho) \cong \rho$ for some k , the ideal Whitehead graph $IW(\phi)$ is the graph with one vertex for each fixed direction of Γ and an edge between two such vertices when there exists some $k > 0$ and edge e of Γ such that $g^k(e)$ crosses over the turn formed by the directions corresponding to the vertices.

Having $2r - 1$ vertices is maximal when we refine our search to ageometric, fully irreducible outer automorphisms and connected, loop-free graphs. We focus on ageometric, fully irreducible outer automorphisms, as they are far more common and better understood than parageometrics, the only other kind of nongeometric, fully irreducible outer automorphism (geometric outer automorphisms are induced by surface homeomorphisms, thus are already understood). We focus on connected graphs, as this allows us to only look at homotopy equivalences of roses (see Proposition 3.3).

In the mapping class group case, one only sees circular ideal Whitehead graphs, making singularity index lists the best possible invariant. However, this is not true for fully irreducible outer automorphisms. Thus, a better analogue to the Masur-Smillie theorem would record possible “ideal Whitehead graphs,” instead of just singularity indices. For an ageometric, fully irreducible $\phi \in \text{Out}(F_r)$, the index of a component in $IW(\phi)$ is simply $1 - \frac{k}{2}$, where k is the number of vertices of the component. Ideal Whitehead graphs for outer automorphisms of free groups are defined in [HM11] and discussed in Subsection 2.8 below. In the spirit of focusing on ideal Whitehead graphs, the question we give a partial answer to in this document (see Theorem 14.1) is that also posed by L. Mosher and M. Handel in [HM11]:

Question 1.2. *Which ideal Whitehead graphs arise from ageometric, fully irreducible outer automorphisms of rank-3 free groups?*

We call graphs with no single-vertex edges (i.e. no edges are loops) *loop-free* and a connected, $(2r - 1)$ -vertex, loop-free graph a *Type (*) potential ideal Whitehead graph* or *Type (*) pIW graph* (*pIWG*). The partial answer (Theorem 14.1) we give completely answers the following subquestion posed in person by L. Mosher and M. Feighn:

Question 1.3. *Which of the twenty-one five-vertex Type (*) pIW graphs are ideal Whitehead graphs for ageometric, fully irreducible $\phi \in \text{Out}(F_3)$?*

What we state here is Theorem 14.1 and is the complete answer to Questions 1.1.

Theorem 1.4. *Precisely eighteen of the twenty-one five-vertex Type (*) pIW graphs are ideal Whitehead graphs for ageometric, fully irreducible $\phi \in \text{Out}(F_3)$.*

As mentioned above, we chose to look at 5-vertex graphs because, with the restriction that $\phi \in \text{Out}(F_3)$ must be ageometric and fully irreducible and the restriction that $IW(\phi)$ is loop-free and connected, five vertices is maximal. We focused on connected graphs as this allowed us to focus on representatives on the rose (see Proposition 3.3).

As they will be used throughout, we list now the 21 5-vertex Type (*) pIWGs.

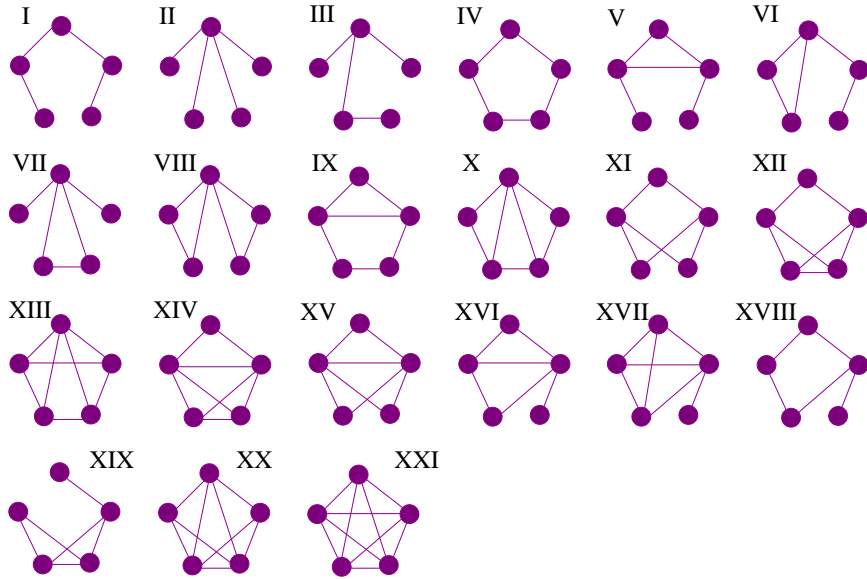


Figure 1: *The 21 5-vertex Type (*) pIW graphs (up to graph isomorphism) (See [CP84])*

Remark 1.5. The 5-vertex Type (*) pIWGs that are not ideal Whitehead graphs for ageometric, fully irreducible $\phi \in \text{Out}(F_3)$ are:

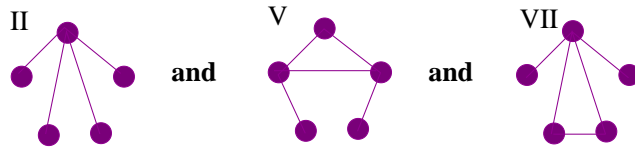


Figure 2: *Unachievable Graphs*

1.2 Outline of Document

The first step to proving the main theorem, Theorem 14.1, is Proposition 3.3:

Proposition 1.6. *Let an ageometric, fully irreducible $\phi \in \text{Out}(F_r)$ be such that $IW(\phi)$ is a Type (*) pIWG. Then there exists a PNP-free, rotationless representative of a power $\psi = \phi^R$ of ϕ on the*

rose. Furthermore, the representative can be decomposed as a sequence of proper full folds of roses. (The point of ψ being rotationless is its representative fixing the periodic directions.)

The significance, for our purposes, of the proposition is its refining our search for representatives with desired ideal Whitehead graphs to those “ideally decomposed,” as in the proposition.

The next step to proving Theorem 14.1 is to define, as we do in Section 4, “lamination train track structures” (LTT structures). We “build” or “construct” portions of desired ideal Whitehead graphs by determining “construction compositions” from smooth paths in LTT structures. “Construction compositions” are in ways analogues to Dehn twists (mapping class group elements used in pseudo-Anosov construction methods, including those of Penner in [P88]). We appropriately compose construction compositions to construct (for the Theorem 14.1 proof) the representatives of outer automorphisms with particular ideal Whitehead graphs. On the other hand, we use that LTT structures for ageometric, fully irreducible outer automorphisms are “birecurrent” to show in Proposition 5.4 that the ideal Whitehead graph of an ageometric, fully irreducible outer automorphism cannot be of a certain type. While stated in the restricted form it is used for (and we give definitions for) in this document, what the Proposition 5.4 proof really says is:

Proposition 1.7. *The LTT structure for a train track representative of a fully irreducible outer automorphism is birecurrent.*

However, Proposition 5.4 only explains one of the three graphs Theorem 14.1 deems unachievable. We explain in Section 12 methods used to show the remaining two graphs are also unachievable. We prove their unachievability in Section 13.

To determine which construction compositions to use and how to appropriately compose them, we define “AM Diagrams” in Section 8. If there is an ageometric, fully irreducible $\phi \in \text{Out}(F_r)$ with a particular Type (*) pIWG, \mathcal{G} , as its ideal Whitehead graph, then there is a loop in the AM Diagram for \mathcal{G} that corresponds to an “ideal decomposition” (defined in Section 3) of a representative g for a power of ϕ . This fact is proved in Proposition 11.4 and helps us rule out unobtainable ideal Whitehead graphs. Additionally, Sections 8 and 12 tell us how to construct representatives yielding the obtainable Type (*) pIWGs.

Finally, in order to prove that our representatives are representatives of ageometric fully irreducible outer automorphisms, we proved in Section 9 the “Full Irreducibility Criterion” or “FIC” (Lemma 9.9). We need three conditions to apply the criterion. First, the FIC requires that a representative is PNP-free. Proposition 10.2 of Section 10 offers a method for identifying PNPs for an ideally decomposed train track representative g . Second, the criterion includes a condition that the local Whitehead graph at a vertex be connected (a condition satisfied in our case by the ideal Whitehead graph being connected). A local Whitehead graph records how images of edges enter and exit a particular vertex. For a representative g at a vertex x the local Whitehead graph will be denoted by $LW(g; x)$. Finally, the criterion includes a condition on the transition matrix for $g : \Gamma \rightarrow \Gamma$ satisfied when there exists some $k > 0$ such that g^k maps each edge of Γ over each other edge of Γ .

Lemma 1.8. *(The Full Irreducibility Criterion) Let $g : \Gamma \rightarrow \Gamma$ be an irreducible train track representative of $\phi \in \text{Out}(F_r)$. Suppose that g has no PNPs, that the transition matrix for g is Perron-Frobenius, and that all $LW(g; x)$ for g are connected. Then ϕ is fully irreducible.*

For our proof of the criterion we appeal to the train track machinery of M. Bestvina, M. Feighn, and M. Handel. The proof uses several different revised versions (defined in [BFH00] and [FH09]) of

“relative train track representatives.” Definitions of the relative train track representatives relevant to our situation are also given in Section 9. Outside of Section 9 we restrict our discussions to train track representatives.

As a final note, we comment that, while our methods have been designed for constructing ageometric, fully irreducible outer automorphisms with particular ideal Whitehead graphs, and thus are particularly well-suited for this purpose, there are other methods for constructing fully irreducible outer automorphisms, such as the recent one described in [CP10].

1.3 Summary of Results

The main theorem of this document (Theorem 14.1) lists precisely which Type (*) pIWGs arise as ideal Whitehead graphs for ageometric, fully irreducible $\phi \in \text{Out}(F_3)$. Of independent interest and use are two propositions and a lemma used in the proof of the main theorem. The propositions and lemma show the existence of a useful decomposition of a certain class of fully irreducible $\phi \in \text{Out}(F_r)$ (Proposition 3.3), a method for identifying pNps (Proposition 10.2), and a criterion for identifying representatives of ageometric fully irreducible $\phi \in \text{Out}(F_r)$ (Lemma 9.9). Finally, our Theorem 14.1 proof outlines fully irreducible representative construction methods that have use beyond proving Theorem 14.1, as they can, for example, they could be used in any rank.

1.4 Acknowledgements

The author would like to thank her thesis advisor Lee Mosher for his incredible patience, suggestions, ideas, corrections, and answers to her endless questions. The author would like to thank Mark Feighn for his numerous meetings with her and answers to her questions, as well as his recommendations for uses of the methods she developed. The author would like to thank Michael Handel for meeting with her and his recommendations, particularly on how to finish our Full Irreducibility Criterion proof.

The author would like to thank Mladen Bestvina, Alexandra Pettet, Andy Putman, Martin Lustig, Benson Farb, and Ilya Kapovich for their conversations and support.

The author would like to thank Yael Algom-Kfir and Johanna Mangahas for the knowledge and understanding they imparted on her during their numerous conversations, as well as the inspiration their strength and courage have always provided.

Finally, the author thanks Bard College at Simon’s Rock for their financial support.

2 Preliminary Definitions

In this section we give some definitions used throughout the document. We continue with the notation established in the introduction.

2.1 Train Track Representatives

Thurston defined a homotopy equivalence $g : \Gamma \rightarrow \Gamma$ of marked graphs to be a *train track map* if, for all $k > 0$, the restriction of g^k to the interior of each edge of Γ is locally injective (there is no “backtracking” in edge images). If g induces a $\phi \in \text{Out}(F_r)$ (as a map of fundamental groups) and $g(\mathcal{V}) \subset \mathcal{V}$ (where \mathcal{V} is the vertex set of Γ) then g is called a *topological (or train track) representative* for ϕ [BH92]. Train track representatives are in many ways the most natural representatives to

work with and [BH92] gives an algorithm for finding a train track representative of any irreducible $\phi \in \text{Out}(F_r)$. In this document we focus on train track representatives and several versions of their more general “relative train track” representatives, as defined in Section 9. Unless otherwise stated, one should assume throughout this document that a representative of an outer automorphism is a train track representative.

2.2 Reducibility

“Fully irreducible” outer automorphisms of free groups are induced by pseudo-Anosov homeomorphisms of surfaces in rank 2 and still resemble pseudo-Anosovs in higher rank. They are our main focus and can be defined either algebraically or geometrically. We algebraically define fully irreducible outer automorphisms, but geometrically define representative reducibility and irreducibility.

Again let F_r denote the free group of rank r . An outer automorphism $\phi \in \text{Out}(F_r)$ is *reducible* if there are proper free factors F^1, \dots, F^k of F_r such that ϕ permutes the conjugacy classes of the F^i ’s and such that $F^1 * \dots * F^k$ is a free factor of F_r (i.e. there is a free group F_l such that $(F^1 * \dots * F^k) * F_l = F_r$). If ϕ is not reducible, then we say ϕ is *irreducible*. If every power of ϕ is irreducible, then we say ϕ is *fully irreducible*.

A train track representative $g : \Gamma \rightarrow \Gamma$ of a $\phi \in \text{Out}(F_r)$ is *reducible* if it has a nontrivial invariant subgraph Γ_0 (meaning $g(\Gamma_0) \subset \Gamma_0$) with at least one noncontractible component. The representative g is otherwise called *irreducible*. [BH92, BFH97]

It is important to note that a reducible outer automorphism may have irreducible representatives. It is only necessary that it have at least one reducible representative in order for it to be reducible. Thus, a fully irreducible outer automorphism is an outer automorphism such that no power has a reducible representative.

2.3 Turns, Paths, Circuits, and Tightening

We remind the reader here of a few definitions (unless otherwise indicated) from [BH92]. These definitions are important in establishing notions of “legality,” prevalent in train track theory, and are needed to define ideal Whitehead graphs, the outer automorphism invariant finer than a singularity index list. First we establish notation.

Let $g : \Gamma \rightarrow \Gamma$ be a train track representative of $\phi \in \text{Out}(F_r)$ and $\mathcal{E}^+(\Gamma) = \{E_1, \dots, E_n\}$ the set of edges in Γ with some prescribed orientation. For any edge $E \in \mathcal{E}^+(\Gamma)$, let \overline{E} denote E oriented oppositely as E and then let $\mathcal{E}(\Gamma) = \{E_1, \overline{E}_1, \dots, E_n, \overline{E}_n\}$. Finally, let $\mathcal{V}(\Gamma)$ denote the set of vertices of Γ (or just \mathcal{V} , when Γ is clear). We continue with this notation throughout the document.

Next we state the definition versions used here for paths and circuits. These notions are important for analyzing images of edges under train tracks and in discussions of RTTs and laminations.

Let Γ be a marked graph with universal cover $\tilde{\Gamma}$ and projection map $p : \tilde{\Gamma} \rightarrow \Gamma$. A *path* in $\tilde{\Gamma}$ is either a proper embedding $\tilde{\gamma} : I \rightarrow \tilde{\Gamma}$, where I is a (possibly infinite) interval, or a map of a point $\tilde{\gamma} : x \rightarrow \tilde{\Gamma}$. *Paths* in Γ are projections $p \circ \tilde{\gamma}$, where $\tilde{\gamma}$ is a path in $\tilde{\Gamma}$. Paths differing by an orientation-preserving change of parametrization are considered to be the same path. [BFH00]

Let $\tilde{\gamma}$ be a path in $\tilde{\Gamma}$. Then $\tilde{\gamma}$ can be written as a concatenation of subpaths, each of which is an oriented edge of $\tilde{\Gamma}$ (with the exception that the first and last subpaths of $\tilde{\gamma}$ may actually only be partial edges). We call this sequence of oriented edges (and partial edges) the *edge path associated*

to $\tilde{\gamma}$. Its projection gives a decomposition of γ as a concatenation of oriented edges in Γ . We will call this sequence of oriented edges in Γ the *edge path associated to γ* . [BFH00]

A *circuit* in Γ is an immersion $\alpha : S^1 \rightarrow \Gamma$ of the circle into Γ . Edge paths for circuits in Γ are defined the same as paths in Γ except that the edges for only one period of the edge path are listed. [BFH00] This will mean that there can be multiple edge paths representing the same circuit.

Directions will be important for defining ideal Whitehead graphs and will be prevalent throughout the proofs of this document.

The *directions* at a point $x \in \Gamma$ are the germs of initial segments of edges emanating from x . Let $\mathcal{D}(x)$ denote the set of directions at x and $\mathcal{D}(\Gamma) = \bigcup_{v \in \mathcal{V}(\Gamma)} \mathcal{D}(v)$. For an edge $e \in \mathcal{E}(\Gamma)$, let $D_0(e)$ denote the initial direction of e (the germ of initial segments of e). For a path $\gamma = e_1 \dots e_k$, define $D_0\gamma = D_0(e_1)$. We denote the map of directions induced by g as Dg , i.e. $Dg(d) = D_0(g(e))$ for $d = D_0(e)$. (Note that $D(f \circ g) = Df \circ Dg$). $d \in \mathcal{D}(\Gamma)$ is *periodic* if $Dg^k(d) = d$ for some $k > 0$ and *fixed* if $k = 1$. We denote the set of periodic directions at a $x \in \Gamma$ by $Per(x)$ and the set of fixed points by $Fix(x)$.

The following notions of turns, legality, and tightening will be important for stating the properties of the different RTT variants and laminations. They will also be prevalent throughout the proofs of this document.

A *turn* in Γ is defined as an unordered pair of directions $\{d_1, d_2\}$ at a vertex $v \in \Gamma$. Let $\mathcal{T}(v)$ denote the set of turns at v . For a vertex $v \in \Gamma$, Dg induces a map of turns $D^t g$ on $\mathcal{T}(v)$, defined by $D^t g(\{d_1, d_2\}) = \{Dg(d_1), Dg(d_2)\}$ for each $\{d_1, d_2\} \in \mathcal{T}(v)$. A turn $\{d_i, d_j\}$ is *degenerate* if $d_i = d_j$ and *nondegenerate* otherwise. The turn is *illegal* with respect to $g : \Gamma \rightarrow \Gamma$ if some $D^t g^k(\{d_1, d_2\})$ is degenerate and is otherwise *legal*.

It is an important property of any train track representative $g : \Gamma \rightarrow \Gamma$ that one never has $g^k(e) = \dots \bar{e}_i e_j \dots$, where $D_0(e_i) = d_i$, $D_0(e_j) = d_j$, $\{d_i, d_j\}$ is an illegal turn for g , and $e, e_i, e_j \in \mathcal{E}(\Gamma)$. (In other words, for a train track representative g , no iterate of g maps an edge over an illegal turn).

The set of *gates* with respect to g at a vertex $v \in \Gamma$ is the set of equivalence classes in $\mathcal{D}(v)$ where $d \sim d'$ if and only if $(Dg)^k(d) = (Dg)^k(d')$ for some $k \geq 1$. In other words, pairs of directions in the same gate form illegal turns and pairs of directions in different gates form legal turns.

For an edge path $e_1 e_2 \dots e_{k-1} e_k$ associated to a path γ in Γ , we say that γ *contains* (or *crosses over*) the turn $\{\bar{e}_i, e_{i+1}\}$ for each $1 \leq i < k$. A path $\gamma \in \Gamma$ is called *legal* if it does not contain any illegal turns and *illegal* if it contains at least one illegal turn.

Every map of the unit interval $\tilde{\alpha} : I \rightarrow \tilde{\Gamma}$ is homotopic rel endpoints to a unique path in $\tilde{\Gamma}$, which we denote by $[\tilde{\alpha}]$. We then say that $[\tilde{\alpha}]$ is obtained from $\tilde{\alpha}$ by *tightening*. ($[\tilde{\alpha}]$ is obtained from $\tilde{\alpha}$ by removing all “backtracking”). If α is the projection to Γ of $\tilde{\alpha}$, then the projection $[\alpha]$ of $[\tilde{\alpha}]$ is said to be obtained from α by *tightening*.

A homotopy equivalence $g : \Gamma \rightarrow \Gamma$ is *tight* if, for each edge $e \in \mathcal{E}(\Gamma)$, either $g(e) \in \mathcal{V}$ or g is locally injective on $int(e)$. Any homotopy equivalence can be tightened to a unique tight homotopy equivalence by a homotopy rel \mathcal{V} . For a train track representative $g : \Gamma \rightarrow \Gamma$, we define $g_{\#}$ by $g_{\#}(\alpha) = [g(\alpha)]$ for each path α in Γ .

2.4 Lines

We give here several definitions from [BFH00]. These definitions will be important for defining the laminations analogous to the attracting laminations for pseudo-Anosovs that we use in the proofs of Proposition 5.4 and Lemma 9.9.

We start by establishing the notion of a line in a marked graph and in its universal cover. Again let Γ be a marked graph with universal cover $\tilde{\Gamma}$ and projection map $p : \tilde{\Gamma} \rightarrow \Gamma$. A *line* in $\tilde{\Gamma}$ is the image of a proper embedding of the real line $\tilde{\lambda} : \mathbf{R} \rightarrow \tilde{\Gamma}$. We denote by $\tilde{\mathcal{B}}(\Gamma)$ the space of lines in $\tilde{\Gamma}$ with the compact-open topology (one can define a basis for $\tilde{\mathcal{B}}(\Gamma)$ where an open set consists of all lines sharing a given line segment). A *line* in Γ is the image of a projection $p \circ \tilde{\lambda}$ of a line $\tilde{\lambda}$ in $\tilde{\Gamma}$. We denote by $\mathcal{B}(\Gamma)$ the space of lines in Γ with the quotient topology induced by the natural projection map from $\tilde{\mathcal{B}}(\Gamma)$ to $\mathcal{B}(\Gamma)$.

Now we give a characterization of lines as pairs of points in the space of ends of $\tilde{\Gamma}$ (viewed as ∂F_r). We then relate this characterization back to the definitions just given. The characterization of lines as pairs of points in the space of ends of $\tilde{\Gamma}$ is used to discuss laminations. Let Δ be the diagonal in $\partial F_r \times \partial F_r$. $\tilde{\mathcal{B}}$ is obtained from $(\partial F_r \times \partial F_r) - \Delta$ by quotienting out by the action that interchanges the factors of $\partial F_r \times \partial F_r$. We denote by \mathcal{B} the quotient of $\tilde{\mathcal{B}}$ under the diagonal action of F_r on $\partial F_r \times \partial F_r$. We can identify the Cantor Set ∂F_r with the space of ends of $\tilde{\Gamma}$. In particular, if $(b_1, b_2) \in \partial F_r \times \partial F_r$ is an unordered pair of distinct elements of ∂F_r , then there exists a unique line $\tilde{\gamma} \in \tilde{\Gamma}$ with endpoints corresponding to b_1 and b_2 . This defines a homeomorphism between $\tilde{\mathcal{B}}$ and $\tilde{\mathcal{B}}(\tilde{\Gamma})$ that projects to a homeomorphism between \mathcal{B} and $\mathcal{B}(\Gamma)$ (see [BFH00]). For a path $\beta \in \mathcal{B}$, we say that $\gamma \in \mathcal{B}(\Gamma)$ *realizes* β in Γ if γ corresponds to β under the projection of the homeomorphism between $\tilde{\mathcal{B}}$ and $\tilde{\mathcal{B}}(\tilde{\Gamma})$.

As we use it in Subsection 2.5, we give one last definition here. For a marked graph Γ , we say that a line $\tilde{\gamma}$ in $\tilde{\Gamma}$ is *birecurrent* if every finite subpath of $\tilde{\gamma}$ occurs infinitely often as an unoriented subpath in each end of $\tilde{\gamma}$. A line γ in Γ representing a birecurrent line $\tilde{\gamma} \in \tilde{\Gamma}$ (with either choice of orientation) is called *birecurrent*. [BFH00]

2.5 Laminations

The following two definitions are required to state the attracting lamination definition for a $\phi \in \text{Out}(F_r)$. Attracting laminations are used in Section 5 to prove a necessary condition for a Type (*) pIWG to be the ideal Whitehead graph of a fully irreducible $\phi \in \text{Out}(F_r)$ and are used in the Full Irreducibility Criterion proof (Section 9). To avoid reading about laminations, one can simply skip the proofs requiring them in Sections 5 and 9. All definitions in this subsection are from [BFH00].

Definition 2.1. An *attracting neighborhood* of $\beta \in \mathcal{B}$ for the action of ϕ is a subset $U \subset \mathcal{B}$ such that $\phi_{\#}(U) \subset U$ and $\{\phi_{\#}^k(U) : k \geq 0\}$ is a neighborhood basis for β in \mathcal{B} .

Definition 2.2. For a free factor F^i of F_r , $[[F^i]]$ will denote the conjugacy class of F^i . Consider the set of circuits in \mathcal{B} determined by the conjugacy classes in F_r of F^i . Lines $\beta \in \mathcal{B}$ in the closure of this set of circuits are said to be *carried by* $[[F^i]]$.

Remark 2.3. The notion of “closure” in this context can be understood by recognizing that the appropriate notion of convergence in \mathcal{B} is “weak convergence.” Suppose that $g : \Gamma \rightarrow \Gamma$ represents ϕ . If $\gamma' \in \Gamma$ realizes $\beta' \in \mathcal{B}$ and $\gamma \in \Gamma$ realizes $\beta \in \mathcal{B}$, then β' is *weakly attracted* to β if, for each subpath $\alpha \in \gamma$, $\alpha \subset g_{\#}^k(\gamma')$ for all sufficiently large k .

We are now ready to give the definition of an attracting lamination.

Definition 2.4. An *attracting lamination* Λ for $\phi \in \text{Out}(F_r)$ is a closed subset of \mathcal{B} that is the closure of a single point λ which:

- (1) is birecurrent,
- (2) has an attracting neighborhood for the action of some ϕ^k , and
- (3) is not carried by a ϕ -periodic rank-1 free factor.

In such a circumstance we say that γ is *generic* for Λ or Λ -*generic*. $\mathcal{L}(\phi)$ will denote the set of attracting laminations for ϕ .

Remark 2.5. It is proved in [BFH00] that a fully irreducible outer automorphism $\phi \in \text{Out}(F_r)$ has a unique attracting lamination associated to it (in fact, any irreducible train track representative having a Perron-Frobenius transition matrix, as defined below, has a unique attracting lamination associated with it).

The notation in the literature for this unique attracting lamination varies in ways possibly confusing to the reader unaware of this fact. For example, in [BFH97] and [BFH00] it is denoted by Λ_ϕ^+ , or just Λ^+ , while the authors of [HM11] used the notation Λ_- , more consistent with the terminology of dynamical systems (Λ_- turns out to be the dual lamination to the tree T_-). To avoid confusion, we simply denote the unique attracting lamination associated to the fully irreducible outer automorphism ϕ by $\Lambda(\phi)$ (or just Λ when we believe ϕ to be clear).

In addition to the notational variance, there is also variance in the name assigned to $\Lambda(\phi)$. An attracting lamination is called a *stable lamination* in [BFH97]. It is also referred to in the literature, at times, as an *expanding lamination*.

2.6 Periodic Nielsen Paths and Geometric, Parageometric, and Ageometric Fully Irreducible Outer Automorphisms

Recall that “periodic Nielsen paths” are important for determining fully irreducibility (see the Full Irreducibility Criterion) and are used to identify ageometric outer automorphisms, the type of outer automorphisms we focus on.

Definition 2.6. A nontrivial path ρ between fixed points $x, y \in \Gamma$ is called a *periodic Nielsen Path (PNP)* if, for some k , $g^k(\rho) \simeq \rho$ rel endpoints. If $k = 1$, then ρ is called a *Nielsen Path (NP)*. ρ is called an *indivisible Nielsen Path (iNP)* if it cannot be written as a nontrivial concatenation $\rho = \rho_1 \cdot \rho_2$, where ρ_1 and ρ_2 are NPs. A particularly nice property of an iNP for an irreducible train track representative [Lemma 3.4, BH97] is that there exist unique, nontrivial, legal paths α , β , and τ in Γ such that $\rho = \bar{\alpha}\beta$, $g(\alpha) = \tau\alpha$, and $g(\beta) = \tau\beta$.

In [BF94], immersed paths $\alpha_1, \dots, \alpha_k \in \Gamma$ are said to form an *orbit of periodic Nielsen paths* if $g^k(\alpha_i) \simeq \alpha_{i+1 \bmod k}$ rel endpoints, for all $1 \leq i \leq k$. The orbit is called *indivisible* if α_1 is not a concatenation of subpaths belonging to orbits of PNPs. We call each α_i in an indivisible orbit an *indivisible periodic Nielsen path (iPNP)*.

In order to define geometric, ageometric, and parageometric fully irreducible outer automorphisms, we first remind the reader of the following definitions.

Definition 2.7. Let CV_r denote *Outerspace*, defined in [CV86] to be the set of projective equivalence classes of marked graphs (where the equivalence is up to marking-preserving isometry). We remind the reader that Outerspace can also be defined in terms of free, simplicial F_r -trees up to isometric conjugacy and that elements of the compactification are represented by equivalence classes of actions of F_r on \mathbf{R} -trees (sometimes called F_r -trees) that are:

- (1) minimal: there exists no proper, nonempty, F_r -invariant subtree and

(2)very small:

(a) the stabilizer of every nondegenerate arc is either trivial or a cyclic subgroup generated by a primitive element of F_r and

(b) the stabilizer of every triod is trivial.

In the tree definition, elements in an equivalence class differ by F_r -equivariant bijections that multiply their metrics by a constant.

Let $\phi \in \text{Out}(F_r)$ be fully irreducible. T_+ is defined as the unique point in ∂CV_r which is the attracting point for every forward orbit of ϕ in CV_r . The point's uniqueness is proved in [LL03].

It is proved in [BF94, Theorem 3.2] that, for a fully irreducible $\phi \in \text{Out}(F_r)$, T_+ is a geometric \mathbf{R} -tree if and only if every TT representative of every positive power of ϕ has at least one iPNP. Recall that a fully irreducible $\phi \in \text{Out}(F_r)$ is called *geometric* if it is induced by a homeomorphism of a compact surface with boundary. A defining characteristic of geometric fully irreducible outer automorphisms is that they have a power with a representative having only a single closed iPNP (and no other iPNPs) [BH92]. In fact, such a ϕ can be realized as a pseudo-Anosov homeomorphism of the surface obtained from Γ by gluing a boundary component of an annulus along this loop [BFH, Proposition 4.5]. In the remaining circumstances where T_+ is a geometric \mathbf{R} -tree, but ϕ is not geometric, every representative of a positive power of ϕ has at least one indivisible periodic Nielsen path that is not closed. This type of outer automorphism was defined by M. Lustig and is called *parageometric* [GJLL98].

In the case where T_+ is nongeometric, ϕ is called *ageometric*. In other words, a fully irreducible $\phi \in \text{Out}(F_r)$ is ageometric if and only if there exists a representative of a power of ϕ having no PNPs (closed or otherwise).

Since our question was answered in the geometric case by the work of H. Masur and J. Smillie, we do not focus on geometric outer automorphisms in this document. We also ignore the parageometric case and instead focus on ageometric fully irreducible outer automorphisms.

2.7 Rotationlessness

M. Feighn and M. Handel defined rotationless outer automorphisms and rotationless train track representatives in [FH09]. The following (from [HM11]) is the description of a rotationless train track map that we will use. A vertex is called *principal* if it is either an endpoint of an iPNP or has at least three periodic directions.

Definition 2.8. A TT map $g : \Gamma \rightarrow \Gamma$ is called (*forward*) *rotationless* if it satisfies:

- (1) every principal vertex is fixed and
- (2) every periodic direction at a principal vertex is fixed.

The property of being rotationless is an outer automorphism invariant and so it suffices to have a definition of a rotationless representative, as above. That is, ϕ is rotationless if and only if some (every) RTT representative is rotationless [FH09, Proposition 3.29].

Remark 2.9. An important fact proved in [FH09, Lemma 4.43] is that there exists a $K_r > 0$, depending only on r , such that ϕ^{K_r} is forward rotationless for all $\phi \in \text{Out}(F_r)$. (Thus all representatives of a given $\phi \in \text{Out}(F_r)$ have a rotationless power).

2.8 Local Whitehead Graphs, Local Stable Whitehead Graphs, Ideal Whitehead Graphs, and Singularity Indices

In order to define singularity indices (the weaker outer automorphism invariant), we first give a special case definition for ideal Whitehead graphs (the finer outer automorphism invariant). It is important to notice that these ideal Whitehead graphs, local Whitehead graphs, and local stable Whitehead graphs given here are as defined in [HM11] differ from the Whitehead graphs mentioned elsewhere in the literature. As this has been a reoccurring point of confusion, we clarify a difference here. In general, Whitehead graphs come from looking at the turns taken by immersions of 1-manifolds into graphs. In our case the 1-manifold is a set of lines, the attracting lamination. In much of the literature the 1-manifolds are circuits representing conjugacy classes of free group elements. For example, for the Whitehead graphs referred to in [CV86], the images of edges are viewed as cyclic words. This is not the case for local Whitehead graphs, local stable Whitehead graphs, or ideal Whitehead graphs, as we define them.

The following set of definitions is taken from [HM11], though it is not their original source. We start by defining the Whitehead graph variants in a way more user-friendly for the purposes of our document and then give the definitions, involving singular leaves and points in ∂F_r , found in [HM11]. The definitions we begin with involve turns taken by a given representative of $\phi \in \text{Out}(F_r)$.

Definition 2.10. Let $v \in \Gamma$ be a vertex of the connected marked graph Γ and let $g : \Gamma \rightarrow \Gamma$ be a train track representative of $\phi \in \text{Out}(F_r)$. Then the *local Whitehead graph* for g at v (denoted $LW(g; v)$) has:

- (1) a vertex for each direction $d \in \mathcal{D}(v)$ and
- (2) an edge connecting vertices corresponding to directions $d_1, d_2 \in \mathcal{D}(v)$ if the turn $\{d_1, d_2\} \in \mathcal{T}(v)$ is taken by some $g^k(e)$, where $e \in \mathcal{E}(\Gamma)$.

The *local Stable Whitehead graph* for g at v , $SW(g; v)$, is the subgraph of $LW(g; v)$ obtained by restricting to precisely the vertices with labels $d \in \text{Per}(v)$, i.e. vertices corresponding to periodic directions at v . If Γ is a rose with vertex v , then we denote the single local stable Whitehead graph $SW(g; v)$ by $SW(g)$ and the single local Whitehead graph $LW(g; v)$ by $LW(g)$.

If g has no PNPs (which is the only case we consider in this document), then the ideal *Whitehead graph* of ϕ , $IW(\phi)$, is isomorphic to $\bigsqcup_{\text{singularities } v \in \Gamma} SW(g; v)$, where a *singularity* for g in Γ is a vertex

with at least three periodic directions. In particular, when Γ has only one vertex v (and no PNPs), $IW(\phi) = SW(g; v)$.

Let $g : \Gamma \rightarrow \Gamma$ be a PNP-free representative of an ageometric, fully irreducible $\phi \in \text{Out}(F_r)$. We take from [HM11] the definition of the index for a singularity v to be $i(g; v) = 1 - \frac{k}{2}$, where k is the number of vertices of $SW(g; v)$. The index of ϕ is then the sum $i(\phi) = \sum_{\text{singularities } v \in \Gamma} i(g; v)$. When Γ has

only a single vertex v , $i(\phi) = i(g; v)$. The *index type* of ϕ is the list of indices of the components of $IW(\phi)$, written in increasing order. Since the index type can be determined by counting the vertices in the components of the ideal Whitehead graph, one can ascertain that the ideal Whitehead graph is indeed a finer invariant than the index type for a fully irreducible outer automorphism.

While we took the definition from [HM11], the index sum of a fully irreducible $\phi \in \text{Out}(F_r)$ was studied much before [HM11], in papers including [GJLL98]. The papers written by D. Gaboriau, A. Jaeger, G. Levitt, and M. Lustig take a perspective of studying outer automorphisms via **R**-trees. We focus instead on TT representatives.

Example 2.11. Let $g : \Gamma \rightarrow \Gamma$, where Γ is a rose and g , defined by

$$g = \begin{cases} a \mapsto abacbaba\bar{c}abacbaba \\ b \mapsto ba\bar{c} \\ c \mapsto c\bar{a}\bar{b}\bar{a}\bar{b}\bar{a}\bar{b}\bar{c}\bar{a}\bar{b}\bar{a}c \end{cases},$$

is a train track representative of an ageometric, fully irreducible $\phi \in \text{Out}(F_r)$. We will see in Section 10 that g has no PNPs and in Section 12 that ϕ is fully irreducible.

In Section 4 we officially define the lamination train track structure (LTT structure) $G(g)$ for a Type (*) representative g . We will end this example by giving the LTT structure for g as a warm up for the definitions of Section 4. Since $G(g)$ will encapsulate the information of $SW(g)$ and $LW(g)$ into a single graph (along with information about the marked graph Γ), we first determine $SW(g)$ and $LW(g)$.

The periodic (actually fixed) directions for g are $\{a, \bar{a}, b, c, \bar{c}\}$. \bar{b} is not periodic since $Dg(\bar{b}) = c$, which is a fixed direction, meaning that $Dg^k(\bar{b}) = c$ for all $k \geq 1$ and thus $Dg^k(\bar{b})$ does NOT equal \bar{b} for any $k \geq 1$. The vertices for $LW(g)$ are $\{a, \bar{a}, b, \bar{b}, c, \bar{c}\}$ and the vertices of $SW(g)$ are $\{a, \bar{a}, b, c, \bar{c}\}$.

The turns taken by the $g^k(E)$ where $E \in \mathcal{E}(\Gamma)$ are $\{a, \bar{b}\}$, $\{\bar{a}, \bar{c}\}$, $\{b, \bar{a}\}$, $\{b, \bar{c}\}$, $\{c, \bar{a}\}$, and $\{a, c\}$. Since $\{a, \bar{b}\}$ contains the nonperiodic direction \bar{b} , this turn is not represented by an edge in $SW(g)$, though is represented by an edge in $LW(g)$. All of the other turns listed are represented by edges in both $SW(g)$ and $LW(g)$.

There will be a vertex in $G(g)$ and $LW(g)$ for each of the directions $a, \bar{a}, b, \bar{b}, c, \bar{c}$. The vertex in $G(g)$ corresponding to \bar{b} is red and all others are purple. There are purple edges in $G(g)$ for each edge in $SW(g)$. And $G(g)$ has a single red edge for the turn $\{a, \bar{b}\}$ (the turn represented by an edge in $LW(g)$, but not in $SW(g)$). $G(g)$ is obtained from $LW(g)$ by adding black edges connecting the pairs of vertices $\{a, \bar{a}\}$, $\{b, \bar{b}\}$, and $\{c, \bar{c}\}$ (these black edges correspond precisely to the edges a, b , and c of Γ).

$SW(g)$, $LW(g)$, and $G(g)$ respectively look like (in these figures, A will be used to denote \bar{a} , B will be used to denote \bar{b} , and C will be used to denote \bar{c}):

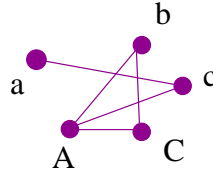


Figure 3: *Stable Whitehead Graph* $SW(g)$ for g

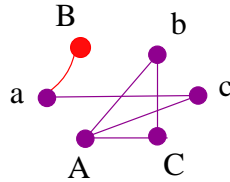


Figure 4: *Local Whitehead Graph* $LW(g)$ for g

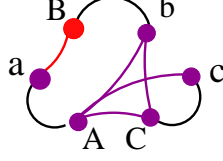


Figure 5: *LTT Structure $G(g)$ for g*

We now relate the definitions of ideal Whitehead graphs, etc, given above to those only relying on the attracting lamination for a fully irreducible outer automorphism. The purpose will be to show that an ideal Whitehead graph is indeed an outer automorphism invariant. Each of the following definitions can be found in [HM11].

Definition 2.12. A fixed point x is *repelling* for the action of f if it is an attracting fixed point for the action of f^{-1} , i.e. if there exists a neighborhood U of x such that, for each neighborhood $V \subset U$ of x , there exists an $N > 0$ such that $f^{-k}(y) \in V$ for all $y \in U$ and $k \geq N$.

Let $g : \Gamma \rightarrow \Gamma$ be a train track representative of a nongeometric, fully irreducible, rotationless $\phi \in \text{Out}(F_r)$ and let $\tilde{g} : \tilde{\Gamma} \rightarrow \tilde{\Gamma}$ be a *principal lift* of g , i.e. a lift to the universal cover such that the boundary extension has at least three nonrepelling fixed points. We denote the boundary extension of g by \hat{g} . $\tilde{\Lambda}(\phi)$ will denote the lift of the attracting lamination to the universal cover $\tilde{\Gamma}$ of Γ . The ideal Whitehead graph, $W(\tilde{g})$, for \tilde{g} is defined to be the graph where:

(1) The vertices correspond to nonrepelling fixed points of \hat{g} .

(2) The edges connect vertices corresponding to P_1 and P_2 precisely when P_1 and P_2 are the ideal (boundary) endpoints of some leaf in $\tilde{\Lambda}(\phi)$.

We then define the *ideal Whitehead graph* for g by $W(g) = \sqcup W(\tilde{g})$, leaving out components having two or fewer vertices.

Since the attracting lamination is an outer automorphism invariant (and, in particular, the properties of leaves having nonrepelling fixed point endpoints and sharing an endpoint are invariant), the definition we just gave does not rely on the choice of representative g for a given $\phi \in \text{Out}(F_r)$. Thus, once we establish equivalence between this definition and that given at the beginning of this subsection, it should be clear that the ideal Whitehead graph is an outer automorphism invariant.

Corollary 2.13 below is Corollary 3.2 of [HM11]. It relates the definition of an ideal Whitehead graph that we gave above Example 2.11 to that given in Definition 2.12.

For Corollary 2.13 to actually make sense, one needs the following definitions and identification from [HM11]. A *cut vertex* of a graph is a vertex separating a component of the graph into two components. $SW(\tilde{v}; \tilde{\Gamma})$ denotes the lift of $SW(v; \Gamma)$ to the universal cover $\tilde{\Gamma}$ of Γ (having countably many disjoint copies of $SW(v; \Gamma)$, one for each lift of v).

Let $g : \Gamma \rightarrow \Gamma$ be an irreducible train track representative of an iterate of $\phi \in \text{Out}(F_r)$ such that:

(1) each periodic vertex $v \in \Gamma$ is fixed and

(2) each periodic direction at such a v is fixed.

Choose one of these fixed vertices v . Suppose $\tilde{v} \in \tilde{\Gamma}$ is a lift of v to the universal cover, $\tilde{g} : \tilde{\Gamma} \rightarrow \tilde{\Gamma}$ is a lift of g fixing \tilde{v} , and d is a direction at \tilde{v} fixed by $D\tilde{g}$. Furthermore, let \tilde{E} be the edge at \tilde{v} whose initial direction is d . The *ray determined by d* (or *by \tilde{E}*) is defined as $\tilde{R} = \bigcup_{j=0}^{j=\infty} \tilde{g}^j(\tilde{E})$. This is a ray in $\tilde{\Gamma}$ converging to a nonrepelling fixed point for \hat{g} . Such a ray is called *singular* if the vertex \tilde{v} it

originates at is principal (i.e. v is principal). With these definitions:

- (1) the vertices of $SW(\tilde{v}; \tilde{\Gamma})$ correspond to singular rays \tilde{R} based at \tilde{v} and
- (2) directions d_1 and d_2 represent endpoints of an edge in $SW(\tilde{v}; \tilde{\Gamma})$ if and only if $\tilde{l} = \tilde{R}_1 \cup \tilde{R}_2$ is a singular leaf of $\tilde{\Lambda}$ realized in $\tilde{\Gamma}$, where \tilde{R}_1 and \tilde{R}_2 are the rays determined by d_1 and d_2 respectively.

Noticing that the ideal (boundary) endpoints of singular rays are precisely the nonrepelling fixed points at infinity for the action of \tilde{g} , combining this with what has already been said, as well as Corollary 2.13 and what follows, we have the correspondence proving ideal Whitehead graph invariance.

Corollary 2.13. [HM11] *Let \tilde{g} be a principal lift of g . Then:*

- (1) $W(\tilde{g})$ is connected.
- (2) $W(\tilde{g}) = \bigcup_{\tilde{v} \in \text{Fix}(\tilde{g}) \in \Gamma} SW(\tilde{v})$.
- (3) For $i \neq j$, $SW(\tilde{v}_i)$ and $SW(\tilde{v}_j)$ intersect in at most one vertex. If they do intersect at a vertex P , then P is a cut point of $W(\tilde{g})$, in fact P separates $SW(\tilde{v}_i)$ and $SW(\tilde{v}_j)$ in $W(\tilde{g})$.

By [Lemma 3.1, HM11], in our case (where there are no PNPs), there is in fact only one $\tilde{v} \in \text{Fix}(\tilde{g})$ and so the above corollary gives that $W(\tilde{g}) = SW(\tilde{v})$.

This concludes our justification of how an ideal Whitehead graph is an outer automorphism invariant. Consult [HM11] for clarification of the relationship between ideal Whitehead graphs and **R**-trees or for other ideal Whitehead graph characterizations.

2.9 Folds, Decompositions, and Generators

John Stallings introduced “folds” in [St83]. Bestvina and Handel use in [BH92] several versions of folds in their construction of TT representatives of irreducible $\Phi \in \text{Out}(F_r)$. We use folds in Section 3 for defining and proving ideal decomposition existence.

Let $g : \Gamma \rightarrow \Gamma$ be a homotopy equivalence of marked graphs. Suppose that $g(e_1) = g(e_2)$ as edge paths, where the edges $e_1, e_2 \in \mathcal{E}(\Gamma)$ emanate from a common vertex $v \in \mathcal{V}(\Gamma)$. One can obtain a graph Γ_1 by identifying e_1 and e_2 in such a way that $g : \Gamma \rightarrow \Gamma$ projects to $g_1 : \Gamma_1 \rightarrow \Gamma_1$ under the quotient map induced by the identification of e_1 and e_2 . g_1 is also a homotopy equivalence and one says that g_1 and Γ_1 are obtained from $g : \Gamma \rightarrow \Gamma$ by an *elementary fold* of e_1 and e_2 . [St83, BH92]

One can generalize this definition by only requiring that $e'_1 \subset e_1$ and $e'_2 \subset e_2$ be maximal, initial, nontrivial subsegments of edges emanating from a common vertex $v \in \mathcal{V}(\Gamma)$ such that $g(e'_1) = g(e'_2)$ as edge paths and such that the terminal endpoints of e_1 and e_2 are in $g^{-1}(\mathcal{V}(\Gamma))$. Possibly redefining Γ to have vertices at the endpoints of e'_1 and e'_2 , one can fold e'_1 and e'_2 as e_1 and e_2 were folded above. If both e'_1 and e'_2 are proper subedges then we say that $g_1 : \Gamma_1 \rightarrow \Gamma_1$ is obtained by a *partial fold* of e_1 and e_2 . If only one of e'_1 and e'_2 is a proper subedge (and the other is a full edge), then we call the fold a *proper full fold* of e_1 and e_2 . In the remaining case where e'_1 and e'_2 are both full edges, we call the fold an *improper full fold*. [St83, BH92]

Now let $S = \langle x_1, \dots, x_r \rangle$ be a free basis for the free group F_r . From [N86] we know that any $\Phi \in \text{Aut}(F_r)$ can be written as a composition of “Nielsen generators” having one of the following two forms (Nielsen gave a longer list, but these suffice):

- (1) $\Phi(x) = xy$ for some $x, y \in S \cup S^{-1}$ (and $\Phi(z) = z$ for all $z \in S \cup S^{-1}$ with $z \neq x^{\pm 1}$)
- (2) a permutation σ of $S \cup S^{-1}$ preserving inverses (if $\sigma(x) = y$, then $\sigma(x^{-1}) = y^{-1}$).

Definition 2.14. In general, we will call an automorphism such as Φ in (1) the *Nielsen generator* (or just *generator*) $x \mapsto xy$.

Consider two metric roses R_r and R'_r with respective edge-labelings $\{a_1, a_2, a_3, \dots\}$ and $\{A_1, A_2, A_3, \dots\}$ and markings where the homotopy class of each a_i in $\pi_1(R_r)$ and each A_i in $\pi_1(R'_r)$ are identified with the free basis element x_i under the respective markings. Consider a homotopy equivalence $g : R_r \rightarrow R'_r$ that linearly maps a_i over $A_i \cup A_j$ and, for each $k \neq i$, linearly maps a_k over A_k . Let $a_i = a'_i \cup a''_i$ where a'_i is mapped by g over A_i and a''_i is mapped by g over A_j . Now consider a quotient map (a “proper full fold”) $q : R_r \rightarrow R_r^q$ identifying a''_i with a_j . There exists a homeomorphism $h : R_r^q \rightarrow R'_r$ such that $g = h \circ q$, i.e. g and $h \circ q$ give the same induced map of fundamental groups. In fact, the homeomorphism linearly maps a'_i over A_i and linearly maps each other a_k over A_k . Sometimes we instead call g the proper full fold.

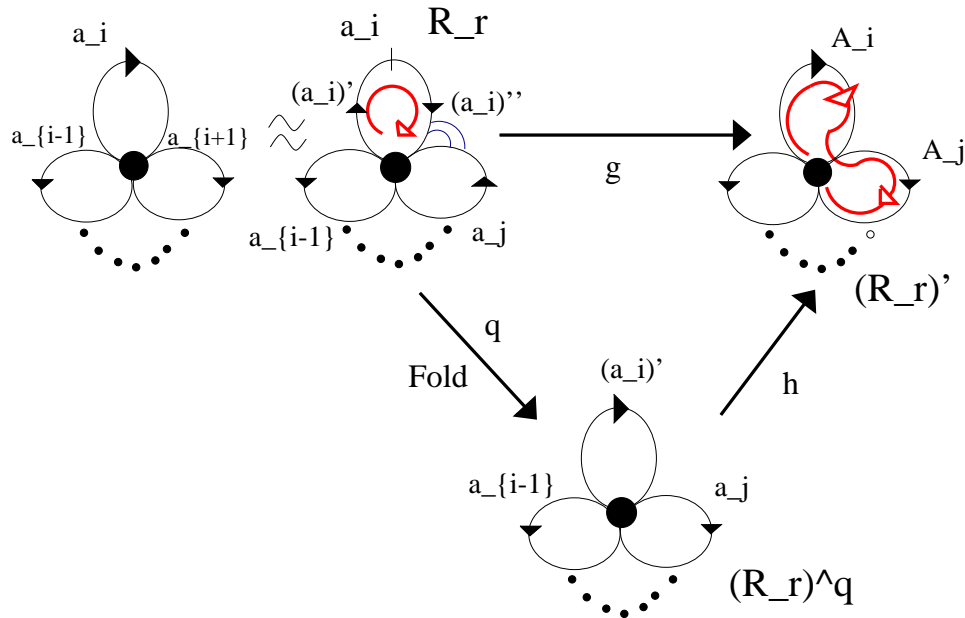


Figure 6: *Proper full fold*

Under the identification, for each i , of the homotopy classes of the a_i and A_i with the free basis element x_i , the *induced* automorphism $\Phi \in \text{Aut}(F_r)$ is the automorphism where $\Phi(x_i) = x_i x_j$ and $\Phi(x_k) = x_k$ for all $k \neq i$. We say that g in the pervious paragraph *corresponds* to the Nielsen generator $x_i \rightarrow x_i x_j$. We have similar situations for cases where $g : R_r \rightarrow R'_r$ maps a_i linearly over $A_i \cup \overline{A_j}$ and $\Phi(x_i) = x_i (x_j)^{-1}$, or A_i is replaced by its inverse, or both A_i and A_j are replaced by their inverses.

Stallings showed in [St83] that one can decompose a tight (in the sense defined in Subsection 2.3 above) homotopy equivalence of graphs as a composition of elementary folds together with a final homeomorphism. In the circumstance where the elementary folds are proper full folds of roses, the elements of this decomposition have induced Nielsen generators, as described above.

Ideally, the Nielsen generators in a decomposition of $\Phi \in \text{Aut}(F_r)$ would all be of form (1) above and there would be a representative $g : \Gamma \rightarrow \Gamma$ of ϕ where

- $(\Gamma, \pi : R_r \rightarrow \Gamma)$ is a marked rose,
- $\Phi = \pi^{-1} \circ g \circ \pi$ (g corresponds to Φ),
- the Stallings fold decomposition $\Gamma = \Gamma_0 \xrightarrow{g_1} \Gamma_1 \xrightarrow{g_2} \dots \xrightarrow{g_{n-1}} \Gamma_{n-1} \xrightarrow{g_n} \Gamma_n = \Gamma$ corresponds to the Nielsen generator decomposition $\Phi = \phi_n \circ \phi_{n-1} \circ \dots \circ \phi_1 \circ \phi_0$ in the sense that $\phi_i = \pi_i^{-1} \circ g_i \circ \pi_i$ (where π_i is the marking on Γ_i) for each i , and
- each g_i is a proper full fold of a rose.

In Section 3 we prove that such is the case in the scenario we want it for.

3 Ideal Decompositions

As mentioned in Subsection 2.9, TT representatives are composed of elementary folds, followed by a homeomorphism. The ideal situation would be to have a TT representative g for each $\phi \in \text{Out}(F_r)$ composed only of proper full folds of roses and a homeomorphism inducing a trivial permutation. We would further like for the automorphism Φ corresponding to g to have several properties.

In this section we show that for an ageometric, fully irreducible $\phi \in \text{Out}(F_r)$ such that $IW(\phi)$ is Type (*) pIW we have a representative of a rotationless power decomposed as desired.

For Proposition 3.3, we need the following from [HM11]: Let an ageometric, fully irreducible $\phi \in \text{Out}(F_r)$ be such that $IW(\phi)$ is a Type (*) pIWG \mathcal{G} , then ϕ is *rotationless* if and only if the vertices of $IW(\phi)$ are fixed by the action of ϕ .

We will also need the following lemmas:

Lemma 3.1. *Let $g : \Gamma \rightarrow \Gamma$ be a PNP-free TT representative of a fully irreducible $\phi \in \text{Out}(F_r)$ and let $\Gamma = \Gamma_0 \xrightarrow{g_1} \Gamma_1 \xrightarrow{g_2} \dots \xrightarrow{g_{n-1}} \Gamma_{n-1} \xrightarrow{g_n} \Gamma_n = \Gamma$ be a decomposition of g into homotopy equivalence of marked metric graphs. Let $f_k : \Gamma_k \rightarrow \Gamma_k$ denote the composition $\Gamma_k \xrightarrow{g_{k+1}} \Gamma_{k+1} \xrightarrow{g_{k+2}} \dots \xrightarrow{g_{n-1}} \Gamma_{n-1} \xrightarrow{g_n} \Gamma_n = \Gamma$. Then f_k is also a PNP-free TT representative of ϕ (and, in particular, $IW(f_k) \cong IW(g)$).*

Proof: Suppose that $h = f_k$ had a PNP ρ and let h^p be such that the path is fixed (up to homotopy rel endpoints), i.e. $h^p(\rho) \simeq \rho$ rel endpoints. Let $\rho_1 = g_n \circ g_{k+1}(\rho)$. First notice that ρ_1 cannot be trivial or $h_p(\rho) = (g_k \circ g_1 \circ g^{p-1})(g_n \circ g_{k+1}(\rho)) = (g_k \circ g_1 \circ g^{p-1})(\rho_1)$ would be trivial, contradicting that ρ is a PNP.

$g^p(\rho_1) = g^p((g_k \circ g_1)(\rho)) = (g_n \circ g_{k+1}) \circ h^p(\rho)$. Now, $h^p(\rho) \simeq \rho$ rel endpoints and so $(g_n \circ g_{k+1}) \circ h^p(\rho) \simeq (g_n \circ g_{k+1})(\rho)$ rel endpoints (just compose the homotopy with $g_n \circ g_{k+1}$). But that means that $g^p(\rho_1) = g^p((g_k \circ g_1)(\rho)) = (g_n \circ g_{k+1}) \circ h^p(\rho)$ is homotopic to $(g_n \circ g_{k+1})(\rho) = \rho_1$ relative endpoints. Making ρ_1 a PNP for g contradicting that g is PNP-free. Thus, $h = f_k$ must be PNP-free, as desired.

Let $\pi : R_r \rightarrow \Gamma$ be the marking on Γ_1 . Since g_1 is a homotopy equivalence, $g_1 \circ \pi$ gives a marking on Γ and g and h just differ by a change of marking. Thus, g and h are representatives of the same outer automorphism ϕ .

QED.

Lemma 3.2. *Let $h : \Gamma \rightarrow \Gamma$ be a PNP-free train track representative of a fully irreducible $\phi \in \text{Out}(F_r)$ such that h has $2r - 1$ fixed directions. Let*

$\Gamma = \Gamma_0 \xrightarrow{h_1} \Gamma_1 \xrightarrow{h_2} \dots \xrightarrow{h_{n-1}} \Gamma_{n-1} \xrightarrow{h_n} \Gamma_n = \Gamma$ be the Stallings fold decomposition for h . Let h^i be such that $h = h^i \circ h_i \circ \dots \circ h_1$. Let $d_{(1,1)}, \dots, d_{(1,2r-1)}$ be the fixed directions for Df and let

$d_{j,k} = D(h_j \circ \dots \circ h_1)(d_{1,k})$ for each $1 \leq j \leq n$ and $1 \leq k \leq 2r-1$. Then $D(h^i)$ cannot identify any of the directions $d_{(i,1)}, \dots, d_{(i,2r-1)}$.

Proof: Let $d_{(1,1)}, \dots, d_{(1,2r-1)}$ be the fixed directions for Df and let $d_{j,k} = D(h_j \circ \dots \circ h_1)(d_{1,k})$ for each $1 \leq j \leq n$ and $1 \leq k \leq 2r-1$. Suppose that $D(h^i)$ identified any of the directions $d_{(i,1)}, \dots, d_{(i,2r-1)}$, then we would have that Df had fewer than $2r-1$ directions in its image, contradicting that it has $2r-1$ fixed directions.

QED.

Proposition 3.3. *Let an ageometric, fully irreducible $\phi \in \text{Out}(F_r)$ be such that $IW(\phi)$ is a Type (*) pIW graph. Then there exists a PNP-free, rotationless representative of a power $\psi = \phi^R$ of ϕ on the rose. Further, the representative can be decomposed as a sequence of proper full folds of roses.*

Proof: Suppose ϕ is as described in the proposition. Since ϕ is ageometric, there exists a PNP-free TT representative g of a power of ϕ . Let $h = g^k : \Gamma \rightarrow \Gamma$ be such that h fixes all of g 's periodic directions (h is rotationless). Then h is also a PNP-free TT representative of some ϕ^l . Since h has no PNPs (meaning $IW(\phi^R) \cong \bigsqcup_{\text{singularities } v \in \Gamma} SW(h; v)$), since h fixes all of its periodic directions (in particular $SW(h; v) \cong LW(h; v)$ for all V), and since the ideal Whitehead graph of ϕ (hence ϕ^R) is a Type (*) pIW graph, Γ must have a vertex with $2r-1$ fixed directions. Thus, Γ must be one of the only three graphs of rank r with a valence $2r-1$ or higher vertex:

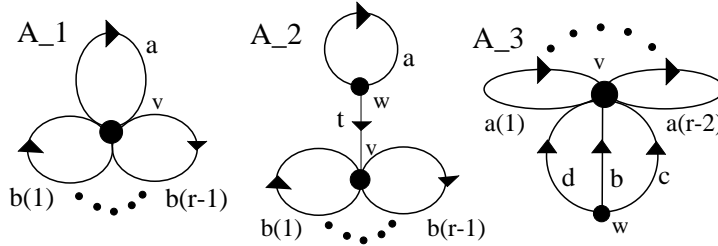


Figure 7: *Graphs of rank r with valence $2r-1$*

If $\Gamma = A_1$, then h will be the desired representative. We will show that, in this case we have the desired decomposition. However, first we will show that Γ cannot be A_2 or A_3 by ruling out all possibilities for folds in the Stallings fold decomposition for h in the cases of $\Gamma = A_2$ and $\Gamma = A_3$.

If we had $\Gamma = A_2$, then the vertex with $2r-1$ fixed directions could only be v . h must have an illegal turn unless it were a homeomorphism, which it could not be and still be irreducible. Notice that w could not be mapped to v in a way not forcing an illegal turn at w , as this would mean that either we would have an illegal turn at v (if t were wrapped around some b_i) or we would have backtracking on t (contradicting that g is a TT map, so must be locally injective on edge interiors). Because all $2r-1$ of the directions at v are fixed by h , if h had an illegal turn, it would have to occur at w (as no two of the $2r-1$ fixed directions can share a gate).

The turns at w are $\{a, \bar{a}\}$, $\{a, t\}$, and $\{\bar{a}, t\}$. However, we only need to rule out illegal turns at $\{a, \bar{a}\}$ and $\{a, t\}$, as the situations with $\{\bar{a}, t\}$ and $\{a, t\}$ are identical.

First, suppose that the illegal turn at w were $\{a, \bar{a}\}$, so that the first fold in the Stallings decomposition would have to be of $\{a, \bar{a}\}$. Fold $\{a, \bar{a}\}$ maximally to obtain $(A_2)_1$. The fold cannot

completely collapse a , as this would change the homotopy type of A_2 . Also, we can assume the fold is maximal or the next fold in the sequence would just anyway be a continuation of the same fold.

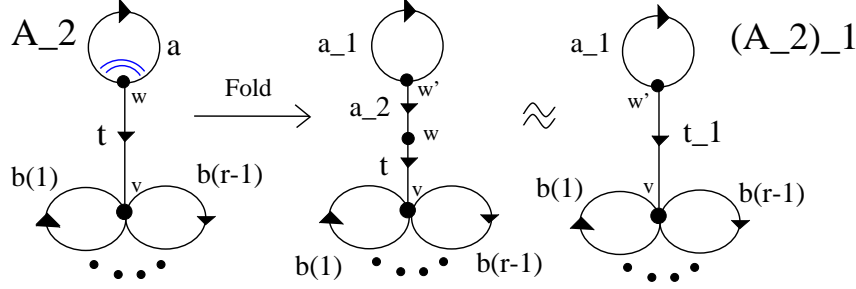


Figure 8: a_1 is the portion of a not folded, a_2 is the edge created by the fold, w' is the vertex created by the fold, and t_1 is $a_2 \cup t$ without the (now unnecessary) vertex w

Let $h_1 : (A_2)_1 \rightarrow (A_2)_1$ be the induced map as in [BH92] and explained in Subsection 2.9 above. Since the fold of $\{a, \bar{a}\}$ was maximal, $\{a_1, \bar{a}_1\}$ must be legal. Since h was a TT map, and thus was locally injective on edges of Γ (on the edge a in particular), $\{t_1, a_1\}$ and $\{t_1, \bar{a}_1\}$ must also be legal. But then h_1 would fix all directions at both vertices of Γ_1 (since it still must fix all directions at v). This would make h_1 a homeomorphism, again contradicting irreducibility. Thus, $\{a, \bar{a}\}$ could not have been the illegal turn at w . This leaves us to rule out $\{a, t\}$.

Suppose that the illegal turn at w were $\{a, t\}$, so that the first fold in the Stallings decomposition would have to be of $\{a, t\}$. Fold $\{a, t\}$ maximally (we can again assume the fold is maximal). Let $h'_1 : (A_2)'_1 \rightarrow (A_2)'_1$ be the induced map of [BH92] and Subsection 2.9. Either

- I. all of t is folded with all of a or a power of a ;
- II. all of t is folded with part of a or a power of a ;
- III. part of t is folded with all of a or a power of a ; or
- IV. part of t is folded with part of a or a power of a .

If (I) or (II) held, $(A_2)'_1$ would be a rose and h'_1 would give a representative on the rose, returning us to the case of A_1 . So we just need to analyze (III) and (IV).

Consider first (III), i.e. suppose part of t is folded with part of a or a power of a :

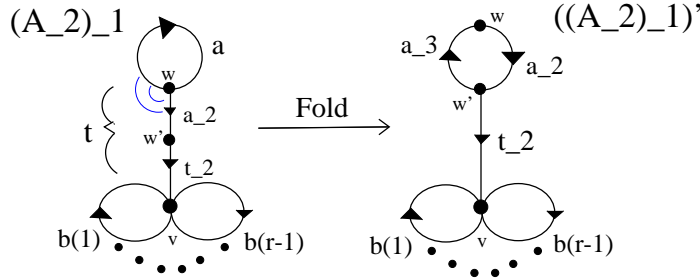


Figure 9: a_2 is the portion of a folded with the portion of t , a_3 is the portion of a not folded with t , and t_2 is the portion of t not folded with a

Let h^1 be such that $h = h^1 \circ g_1$ with g_1 being the single fold performed thus far. h^1 could not identify any of the directions at w' : h^1 could not identify a_2 and t_2 or h would have had back-tracking

on t ; h^1 could not identify a_2 and \bar{a}_3 or h would have had back-tracking on a ; and h^1 could not identify t_2 and \bar{a}_3 because the fold was maximal. But then all the directions of $(A_2)'_1$ would be fixed by h^1 , making h^1 a homeomorphism and the decomposition complete. However, this would make h consist of the single fold g_1 and a homeomorphism, contradicting that h 's irreducibility. So, in analyzing what might happen if $\{a, t\}$ were the illegal turn for h at w , we are left to analyze (IV):

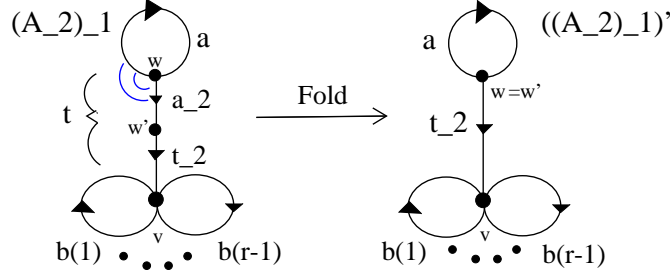


Figure 10: t_2 is the portion of t that was not folded with a

Suppose part of t were folded with all of a (or a power of a). Again let h^1 be such that $h = h^1 \circ g_1$, where g_1 is the single fold performed thus far. If h^1 did not identify any of the directions at w' , it would be a homeomorphism, causing the same contradiction with h 's irreducibility as above. But h^1 could not identify any of the directions at w' : h^1 could not identify a and \bar{a} for the same reasons as above; h^1 could not identify a and t_2 , as the fold of a and t was maximal; and h^1 cannot identify t_2 and \bar{a} of h would have had backtracking on t . We have thus shown that all cases where $\Gamma = A_2$ are either impossible or yield the desired representative on the rose.

We are left to analyze when $\Gamma = A_3$. In this case, v must be the vertex with $2r-1$ fixed directions. As with A_2 , because h must fix all $2r-1$ directions at v , if h had an illegal turn (which it still has to) the turn would be at w . Without loss of generality assume the illegal turn is $\{b, d\}$. Maximally fold $\{b, d\}$. If all of b and d were folded, this would change the homotopy type. Thus also assume (again without losing generality) that either 1. all of b is folded with part of d or 2. only proper initial segments of b and d are folded with each other. If (1) holds, we get a PNP-free TT representative on the rose. So suppose (2) holds. Let $h_1 : (A_3)_1 \rightarrow (A_3)_1$ be the induced map of [BH92]. The fold and $(A_3)_1$ look like:

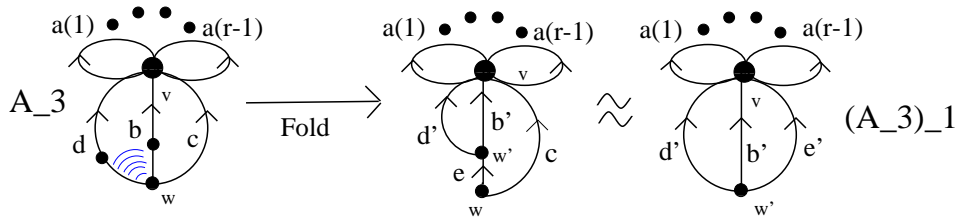


Figure 11: e is the edge created by the fold and e' is $\bar{e} \cup c$ without the (now unnecessary) vertex w

The new vertex w' has 3 distinct gates ($\{b', d'\}$ is legal since the fold was maximal and $\{b', \bar{e}\}$ and $\{d', \bar{e}\}$ must also be legal or h would have had back-tracking on b or d , respectively). This leaves the situation where the entire decomposition is a single fold with a homeomorphism, again leading to the contradiction of h being reducible.

Having ruled out all cases, we have completed the analysis of A_3 and thus proved that we have a PNP-free representative of a power $\psi = \phi^R$ of ϕ on the rose.

Let $h : \Gamma \rightarrow \Gamma$ be the PNP-free train track representative of ϕ^R on the rose. Let $\Gamma = \Gamma_0 \xrightarrow{g_1} \Gamma_1 \xrightarrow{g_2} \cdots \xrightarrow{g_{n-1}} \Gamma_{n-1} \xrightarrow{g_n} \Gamma_n = \Gamma$ be the Stallings decomposition for h . Each g_i is either an elementary fold or locally injective (in which case it would be a homeomorphism). We can assume that g_n is the only homeomorphism. Let $h^i = g_n \circ \cdots \circ g_{i+1}$. Since h has precisely $2r - 1$ gates, h has precisely one illegal turn. We first determine what g_1 could be. g_1 cannot be a homeomorphism or we would have $h = g_1$, making h reducible. Thus, Γ 's vertex contains an illegal turn for h . We maximally fold the illegal turn. Suppose first that the fold is a proper full fold. (If the fold is not a proper full fold, then see the analysis below about what would happen with an improper or partial fold.)

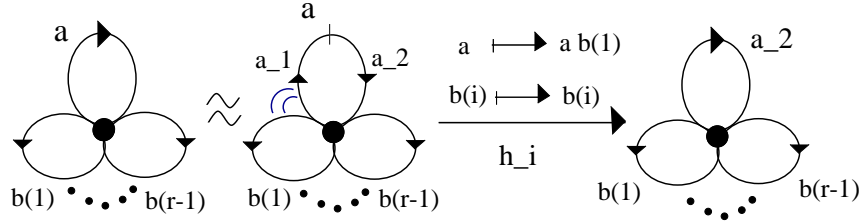


Figure 12: *Proper Full Fold*

By Lemma 3.2, h^1 cannot have more than one turn $\{d_1, d_2\}$ such that $Dh^1(\{d_1, d_2\})$ is degenerate (we will call such a turn an *order one illegal turn* for h^1). If it has no order one illegal turn, then h^1 must be a homeomorphism and we have determined the entire decomposition. So suppose that h^1 has an order one illegal turn and maximally fold this illegal turn. Continue as such until either h is obtained, in which case the desired decomposition has been found, or until the next fold is not a proper full fold.

The next fold cannot be an improper full fold because this would change the homotopy type of the rose. So suppose, without loss of generality, that this first fold other than a proper full fold is a partial fold of b' and c' .

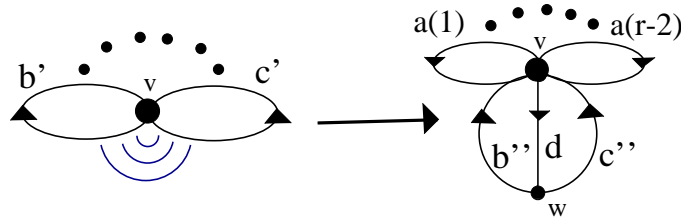


Figure 13: d is the edge created by folding initial segments of b' and c' , b'' is the terminal segment of b' not folded, and c'' is the terminal segment of c' not folded

As in the analysis of the case of $\Gamma = A_3$ above, the next fold has to be at w or the next generator would be a homeomorphism, which does not make sense since A_3 is not a rose and the image of h is a rose. Since the previous fold was maximal, the illegal turn cannot be $\{b'', c''\}$. The illegal turn

also cannot be $\{b'', \bar{d}\}$ or $\{c'', \bar{d}\}$, since this would imply h had backtracking on edges, contradicting that h is a train track. Thus, h_i was not possible in the first place, meaning that all of the folds in the Stallings decomposition must be proper full folds between roses.

Since all folds in the Stallings decomposition are proper full folds of roses, it is possible to index the edge sets $\mathcal{E}_k = \mathcal{E}(\Gamma_k)$ as

$\{E_{(k,1)}, \overline{E_{(k,1)}}, E_{(k,2)}, \overline{E_{(k,2)}}, \dots, E_{(k,r)}, \overline{E_{(k,r)}}\} = \{e_{(k,1)}, e_{(k,2)}, \dots, e_{(k,2r-1)}, e_{(k,2r)}\}$ so that

(a) $g_k : e_{k-1,j_k} \mapsto e_{k,i_k} e_{k,j_k}$ where $e_{k-1,j_k} \in \mathcal{E}_{k-1}$, $e_{k,i_k}, e_{k,j_k} \in \mathcal{E}_k$, and

(b) $g_k(e_{k-1,i}) = e_{k,i}$ for all $e_{k-1,i} \neq e_{k-1,j_k}^{\pm 1}$.

Suppose we similarly index the directions $D(e_{k,i}) = d_{k,i}$.

Let $g_n = h'$ be the homeomorphism in the Stallings decomposition and suppose that Dh' gave a nontrivial permutation of the second indices of the directions. Some power p of the permutation would be trivial. Replace h by h^p . We rewrite the decomposition of h^p as follows. Let σ denote the permutation of second indices defined by Dh' . Then, for $n \leq k \leq 2n - p$ define g_k by $g_k : e_{k-1,\sigma^{-s+1}(j_t)} \mapsto e_{k,\sigma^{-s+1}(i_t)} e_{k,\sigma^{-s+1}(j_t)}$ where $k = sp + t$ and $0 \leq t \leq p$. Adjust the corresponding proper full folds accordingly. This decomposition still gives h , but now the permutation caused by the final homeomorphism is trivial.

This concludes the proof that the PNP-free TT representative of a power of ϕ on the rose can be decomposed as a sequence of proper full folds between roses and thus the proof of the proposition. QED

Representatives such as that given in Proposition 3.3 will be called *ideally decomposable* and the decomposition an *ideal decomposition*. We establish here notation used for discussing ideally decomposed representatives and restate the results in that notation. That (4) and (3a) hold (i.e. that g_n is not a homeomorphism permuting the direction second indices) can be ascertained from the Proposition 3.3 proof.

Ideal Decomposition Standard Statement and Notation:

Let $\phi \in \text{Out}(F_r)$ be an ageometric, fully irreducible outer automorphism such that $IW(\phi)$ has $2r - 1$ vertices. Then Proposition 3.3 gives a PNP-free representative $g : \Gamma \rightarrow \Gamma$ of a rotationless power $\psi = \phi^R$ of ϕ with a decomposition

$\Gamma = \Gamma_0 \xrightarrow{g_1} \Gamma_1 \xrightarrow{g_2} \dots \xrightarrow{g_{n-1}} \Gamma_{n-1} \xrightarrow{g_n} \Gamma_n = \Gamma$, where:

(1) the index set $\{1, \dots, n\}$ is viewed as the set $\mathbf{Z}/n\mathbf{Z}$ with its natural cyclic ordering;

(2) each Γ_k is a rose;

(3) we can index the sets $\mathcal{E}_k^+ = \mathcal{E}^+(\Gamma_k)$ as

$\{E_{(k,1)}, \overline{E_{(k,2)}}, \dots, \overline{E_{(k,r)}}\}$ and $\mathcal{E}_k = \mathcal{E}(\Gamma_k)$ as

$\{E_{(k,1)}, \overline{E_{(k,1)}}, E_{(k,2)}, \overline{E_{(k,2)}}, \dots, E_{(k,r)}, \overline{E_{(k,r)}}\} = \{e_{(k,1)}, e_{(k,2)}, \dots, e_{(k,2r-1)}, e_{(k,2r)}\}$

($e_{k,2j-1} = E_{k,j}$ and $e_{k,2j} = \overline{E_{k,j}}$ for each $E_{k,j} \in \mathcal{E}_k^+$) so that

(a) $g_k : e_{k-1,j_k} \mapsto e_{k,i_k} e_{k,j_k}$ where $e_{k-1,j_k} \in \mathcal{E}_{k-1}$, $e_{k,i_k}, e_{k,j_k} \in \mathcal{E}_k$, and $e_{k,i_k} \neq (e_{k,j_k})^{\pm 1}$ and

(b) $g_k(e_{k-1,i}) = e_{k,i}$ for all $e_{k-1,i} \neq e_{k-1,j_k}^{\pm 1}$

(we denote e_{k-1,j_k} by e_{k-1}^{pu} , e_{k,j_k} by e_k^u , e_{k,i_k} by e_k^a , and $e_{k-1,i_{k-1}}$ by e_{k-1}^{pa}); and

(4) for all $e \in \mathcal{E}(\Gamma)$ such that $e \neq e_n^u$, we have $Dg(d) = d$, where $d = D_0(e)$. (g fixes every direction except for $D_0(e_n^u) = d_n^u$).

Additionally,

- \mathcal{D}_k will denote the set of directions corresponding to \mathcal{E}_k .

- $f_k = g_k \circ \cdots \circ g_1 \circ g_n \circ \cdots \circ g_{k+1} : \Gamma_k \rightarrow \Gamma_k$.
- $g_{k,i} = g_k \circ \cdots \circ g_i : \Gamma_{i-1} \rightarrow \Gamma_k$ if $k > i$ and $g_{k,i} = g_k \circ \cdots \circ g_1 \circ g_n \circ \cdots \circ g_i$ if $k < i$.
- d_k^u will denote $D_0(e_k^u)$, which will sometimes be called the *unachieved direction* for g_k because it is not in the image of Dg_k (the “u” in d_k^u is for “unachieved”).
- d_k^a will denote $D_0(e_k^a)$ and sometimes be called the *twice-achieved direction* for g_k , as it is the image of both d_{k-1}^{pu} ($= D_0(e_{k-1,j_k})$) and d_{k-1}^{pa} ($= D_0(e_{k-1,i_k})$) under Dg_k (the “a” in d_k^a is for “(twice) achieved” and the “p” in d_{k-1}^{pu} and d_{k-1}^{pa} is for “pre”).
- G_k will denote $G(f_k)$
- $G_{k,l}$ will denote the subgraph of G_l containing
 - (1) all black edges and vertices (given the same colors and labels as in G_l) and
 - (2) all colored edges representing turns in $g_{k,l}(e)$ taken by $e \in \mathcal{E}_{k-1}$.
- If we additionally require that $\phi \in \text{Out}(F_r)$ is ageometric and fully irreducible and that $IW(\phi)$ is a Type (*) pIW graph, then we will say g is of *Type (*)*. (By saying g is of Type (*), it will be implicit that, not only is ϕ ageometric and fully irreducible, but ϕ is ideally decomposed, or at least ideally decomposable).

Remark 3.4. We refer to $E_{k,i}$ as E_i for all k in circumstances where we believe it will not cause confusion. In these circumstances we may also refer to Γ_k as Γ .

While we may abuse notation by writing E_i instead of $E_{(j,i)}$, unless otherwise specified, e_i will always denote an element of $\mathcal{E}(\Gamma)$ (or $\mathcal{E}(\Gamma_k)$ when specified), where the index of e_i will not necessarily match the index of the corresponding element of $\mathcal{E}(\Gamma)$ (or $\mathcal{E}(\Gamma_k)$). d_i will still denote $D_0(e_i)$.

Additionally, for reasons of typographical clarity we sometimes put parantheses around the subscripts.

4 Lamination Train Track (LTT) Structures

This section contains our definitions for several different abstract and specific notions of “lamination train track (LTT) structures.” M. Bestvina, M. Feighn, and M. Handel discussed in their papers slightly different notions of train track structures than the notions we describe here. However, those we describe in this section contain as smooth paths realizations of leaves of the attracting lamination for the outer automorphism. This fact makes them useful for ruling out the achievability of particular ideal Whitehead graphs and for constructing the particular representatives we seek. The need for all of the properties included in the LTT definitions should become clear in Section 5 when we prove the necessity of the “Admissible Map Properties.”

4.1 Abstract Lamination Train Track Structures

Definition 4.1. A *smooth train track graph* is a finite graph G satisfying:

STTG1: G has no valence-1 vertices;

STTG2: each edge of G has 2 distinct vertices (single edges are never loops); and

STTG3: the set of edges of G can be partitioned into two subsets, \mathcal{E}_b (the “black” edges) and \mathcal{E}_c (the “colored” edges), such that each vertex is incident to at least one $E_b \in \mathcal{E}_b$ and at least one $E_c \in \mathcal{E}_c$.

Two train track graphs will be considered *equivalent* if they are isomorphic as graphs.

Definition 4.2. A path in a smooth train track graph is *smooth* if no two consecutive edges of the path are in \mathcal{E}_b and no two consecutive edges of the path are in \mathcal{E}_c .

We now give our first abstract notion of a lamination train track (LTT) structure.

Definition 4.3. A *Lamination Train Track (LTT) Structure* G is a smooth colored train track graph (black edges will be included but not considered colored) satisfying each of the following:

LTT1: Vertices are either purple or red.

LTT2: There are an even number of vertices and they are labeled via a one-to-one correspondence with a set $\{d_1, \dots, d_k, \overline{d_1}, \dots, \overline{d_k}\}$. (In the case of an LTT structure for a Type (*) representative $g : \Gamma \rightarrow \Gamma$, the d_i and $\overline{d_i}$ will be the initial and terminal directions of the edges e_i of Γ).

LTT3: No pair of vertices is connected by two distinct colored edges.

LTT4: Edges of G are of the following 3 types:

(**Black Edges**): A single black edge connects each pair of vertices of the form $\{d_i, \overline{d_i}\}$. There are no other black edges. In particular, there is precisely one black edge containing each vertex.

(**Red Edges**): A colored edge is red if and only if at least one of its endpoint vertices is red.

(**Purple Edges**): A colored edge is purple if and only if both endpoint vertices are purple.

LTT5: The partition of the set of edges of G , where \mathcal{E}_b is the set of black edges of G and \mathcal{E}_c is the set of colored edges of G , satisfies (STTG3).

G_A is an *augmented LTT* structure with *legal structure* G if it is obtained from G by adding some green edges to the colored edges of G and the green edges satisfy:

LTT6: At least one vertex of each green edge is red.

LTT7: A green edge and a nongreen edge never connect the same vertex pair.

Definition 4.4. Two LTT structures differing by an ornamentation-preserving (label and color preserving), vertex-preserving homeomorphism will be considered *equivalent*.

Standard LTT Structure Notation and Terminology: In the context of an LTT Structure G :

- An edge connecting a vertex pair $\{d_i, d_j\}$ will be denoted $[d_i, d_j]$.
- The interior of $[d_i, d_j]$ will be denoted (d_i, d_j) .
(While the notation $[d_i, d_j]$ may be ambiguous when there is more than one edge connecting the vertex pair $\{d_i, d_j\}$, we will be clear in such cases as to which edge we refer to.)
- $[e_i]$ will denote $[d_i, \overline{d_i}]$
- Red vertices will be called *nonperiodic (direction) vertices*.

- Red edges will be called *nonperiodic (turn) edges*.
- Purple vertices will be called *periodic (direction) vertices*.
- Purple edges will be called *periodic (turn) edges*.
- The purple subgraph of an LTT structure G will be called the *potential ideal Whitehead graph associated to G* and will be denoted $PI(G)$. For a finite graph $\mathcal{G} \cong PI(G)$, we will say that G is an *LTT Structure for \mathcal{G}* .
- $C(G)$ will denote the colored subgraph of the LTT structure G and will be called the *colored subgraph associated to (or of) G* .
- We say that the LTT structure G is *admissible* if G is additionally *birecurrent* as a graph, i.e. if there exists a smooth line in G such that each edge of G occurs infinitely often in each end of the line.
- For an augmented LTT structure G_A with legal structure G , we denote the set of green edges of G_A by $\mathcal{E}_g(G_A)$ and call elements of $\mathcal{E}_g(G_A)$ *green illegal turn edges* (or say that they *correspond to illegal turns*).

4.1.1 Type (*) LTT Structures for Type (*) pIWGs

The following specialized abstract LTT structure is tailored for the case of a fully irreducible, ageometric $\phi \in Out(F_r)$ such that $IW(\phi) \cong \mathcal{G}$ is a Type (*) pIWG. For this definition, a (potential) ideal Whitehead graph must be designated, but the structure does not use or record any other information about $\phi \in Out(F_r)$.

Definition 4.5. A *Type (*) Lamination Train Track Structure* is an LTT structure a Type (*) pIW graph G for \mathcal{G} such that:

LTT(*)1: G has only a single red vertex (all other vertices are purple).

LTT(*)2: G has a unique red edge.

LTT(*)3: $PI(G) \cong \mathcal{G}$.

Standard Type (*) Notation and Terminology: In the context of a Type (*) LTT structure G for \mathcal{G} :

- The label on the unique red vertex will sometimes be written d^u and called the *unachieved direction*.
- The unique red edge is denoted e^R , or $[t^R]$, and the label on its purple vertex is denoted $\overline{d^a}$.
- $\overline{d^a}$ is contained in a unique black edge, which we call the *twice-achieved edge*.
- The other twice-achieved edge vertex will be labeled by d^a and called the *twice-achieved direction*.
- For a Type (*) LTT structure to be *admissible*, we will require that it is admissible as an LTT structure and, in particular:

LTT(*)4: $PI(G) \cup [t^R]$ has no valence-1 vertices contained in purple or red edges of the form $[d, \overline{d}]$.

4.1.2 Based Lamination Train Track Structures

Instead of relying on information about $IW(\phi)$ for $\phi \in \text{Out}(F_r)$, the following LTT structure focuses on the graph Γ for a representative $g : \Gamma \rightarrow \Gamma$ of ϕ .

Definition 4.6. Let Γ be a connected marked graph with no valence-one vertices. An *LTT Structure* with *Base Graph* Γ is an LTT structure G such that:

LTT(Based)1: For each vertex $v \in \Gamma$ and direction $d \in \mathcal{D}(v)$, there exists a vertex in G labeled by d . In particular, the vertices of G are in one-to-one correspondence with $\mathcal{D}(\Gamma)$

LTT(Based)2: Edges of G are of the following 3 types:

- (**Purple Edges**) connect the purple vertices in G corresponding to certain distinct pairs $\{d_1, d_2\}$ of directions at a common vertex v of Γ (we will call such pairs of directions *periodic turns*);
- (**Red Edges**) connect the vertices in G corresponding to certain distinct pairs $\{d_1, d_2\}$ of directions at a common vertex v of Γ such that at least one direction in the pair is represented by a red vertex in G . (We will call such pairs of directions *nonperiodic turns*);
- (**Black Edges**) connect precisely vertex pairs $\{D_0(e_i), D_0(\overline{e_i})\}$ where $e_i \in \mathcal{E}(\Gamma)$.

Based LTT Structure Terminology: In the context of Definition 4.6, for a given vertex $v \in \Gamma$:

- We call the union of the purple edges $[d_1, d_2]$, where $d_1, d_2 \in \mathcal{D}(v)$, the *stable Whitehead graph* $SW(v, \Gamma, G)$ at v .
- We call the union of the purple and red edges $[d_1, d_2]$ corresponding to turns $\{d_1, d_2\}$, where $d_1, d_2 \in \mathcal{D}(v)$, the *local Whitehead graph* $LW(v, \Gamma, G)$ at v .

Definition 4.7. Let Γ be an r -petaled rose with vertex v . A *Type (*) LTT Structure* G with *base graph* Γ is an LTT structure with base graph Γ additionally satisfying:

LTT(*) (Based)1: $SW(v, \Gamma, G)$ is a Type (*) pIW graph (and is actually $\text{PI}(G)$).

An *Augmented Type (*) Lamination Train Track Structure* for G with *Base Graph* Γ is an augmented LTT structure G_A with legal structure G additionally satisfying:

LTT(*) (Based)2: $\overline{G_A - \mathcal{E}_G}$ is a Type (*) LTT structure with base graph Γ .

LTT(*) (Based)3: \mathcal{E}_G contains only a single edge, which we denote $T(G)$, or just T , and call the *green illegal turn edge* of G or *edge corresponding to the illegal turn*;

We describe here what it means for two based LTT structures to be equivalent.

Definition 4.8. Suppose G and G' are LTT structures with respective base graphs Γ and Γ' . A homeomorphism $H : \Gamma_i \rightarrow \Gamma'_i$ *extends* to an ornamentation-preserving homeomorphism $H^T : G_i \rightarrow G'_i$ if, for each edge $e \in \mathcal{E}(\Gamma)$ there exists a homeomorphism $i_e : \text{int}(e) \rightarrow \text{int}([e])$ and for each edge $e' = H(e) \in \mathcal{E}(\Gamma')$ there exists a homeomorphism $i'_e : H(\text{int}(e)) \rightarrow H(\text{int}([e]))$ such that the following commutes:

$$\begin{array}{ccc}
\text{int}([e]) & \xrightarrow{H_{\text{int}([e])}^T} & G'_i \\
\uparrow i_e & & \uparrow i'_e \\
\text{int}(e) & \xrightarrow{H_{\text{int}(e)}} & H(\text{int}(e))
\end{array}$$

One would also say in such a circumstance that H^T *restricts* to H .

LTT structures G and G' with respective bases Γ and Γ' are equivalent if there exists an ornamentation-preserving homeomorphism $H^T : G_i \rightarrow G'_i$ of based LTT structures restricting to a label-preserving homeomorphism $H : \Gamma \rightarrow \Gamma'$ of marked graphs.

4.1.3 Maps of Based Lamination Train Track Structures

Let G and G' be LTT structures with respective base graphs Γ and Γ' . Let $g : \Gamma \rightarrow \Gamma'$ be a homotopy equivalence. Recall that Dg induces a map of turns $D^t g : \{a, b\} \mapsto \{Dg(a), Dg(b)\}$. Dg additionally induces a map on the corresponding edges of $C(G)$ and $C(G')$ (if the appropriate edges exist in $C(G')$):

Definition 4.9. Let G and G' be LTT structures with respective base graphs Γ and Γ' . We say $D^C(g) : C(G) \rightarrow C(G')$ is a *map of colored subgraphs induced by g* if:

1. $D^C(g)$ sends the vertex labeled d in G to that labeled by $Dg(d)$ in G' ;
2. $D^C(g)$ sends the edge $[d_i, d_j]$ in $C(G)$ to the edge $[Dg(d_i), Dg(d_j)]$ in $C(G')$;
3. $D^C(g)$ maps each $LW(\Gamma, v)$ into $LW(\Gamma', g(v))$;
4. $D^C(g)$ maps each $SW(\Gamma, v)$ isomorphically onto $SW(\Gamma', g(v))$

We now describe what it means for a continuous map of marked graphs to extend to a map of based LTT structures.

Definition 4.10. Suppose that G and G' are LTT structures with respective base graphs Γ and Γ' . Let $g : \Gamma \rightarrow \Gamma'$ be a homotopy equivalence such that $g(\mathcal{V}(\Gamma)) \subset \mathcal{V}(\Gamma')$. A map $D^T(g) : G \rightarrow G'$ *induced by g* is an extension of $D^C(g) : C(G) \rightarrow C(G')$ taking the interior of the black edge of G corresponding to the edge $E \in \mathcal{E}(\Gamma)$ to the interior of the smooth path in G' corresponding to $g(E)$. In this case we say that $g^T = D^T(g) : G \rightarrow G'$ is the *extension* of $g : \Gamma \rightarrow \Gamma'$ to the continuous map of based LTT structures and that $g : \Gamma \rightarrow \Gamma'$ *extends* to $D^T(g)$.

Definition 4.11. A vertex-preserving homeomorphism $H : \Gamma_i \rightarrow \Gamma'_i$ *extends* to an ornamentation-preserving homeomorphism $H^T : G_i \rightarrow G'_i$ if there exist homeomorphisms $i_e : \text{int}(e) \rightarrow \text{int}([e])$ and homeomorphisms $i'_e : H(\text{int}(e)) \rightarrow H(\text{int}([e]))$ such that the following diagram commutes:

$$\begin{array}{ccc}
\text{int}([e]) & \xrightarrow{H_{\text{int}([e])}^T} & G'_i \\
\uparrow i_e & & \uparrow i'_e \\
\text{int}(e) & \xrightarrow{H_{\text{int}(e)}} & H(\text{int}(e))
\end{array}$$

One would also say in this circumstance that H^T *restricts* to H .

We now describe what it means for two based LTT structures to be equivalent.

Definition 4.12. Suppose that G and G' are LTT structures with respective base graphs Γ and Γ' . If there exists a vertex-preserving homeomorphism $H : \Gamma_i \rightarrow \Gamma'_i$ extending to an ornamentation-preserving homeomorphism $H^T : G_i \rightarrow G'_i$ then we say that $H : \Gamma_i \rightarrow \Gamma'_i$ *induces an equivalence of G_i and G'_i* and that G_i and G'_i are *equivalent* based LTT structures.

4.1.4 Generating Triples

Since we deal with representatives decomposed into Nielsen generators, we will use an abstract notion of a “generating triple.”

Definition 4.13. A *generating triple* is a triple (g_i, G_{i-1}, G_i) such that

- (1) $g_i : \Gamma_{i-1} \rightarrow \Gamma_i$ is a Nielsen generator of marked graphs defined by $g_i : e_{i-1,j_i} \mapsto e_{i,k_i}e_{i,j_i}$ for some $e_{i-1,j_i} \in \mathcal{E}_{i-1}$, $e_{i,k_i}, e_{i,j_i} \in \mathcal{E}_i$, and $e_{i,k_i} \neq (e_{i,j_i})^{\pm 1}$;
- (2) G_{i-1} is an LTT structure with base graph Γ_{i-1} ;
- (3) G_i is an LTT structure with base graph Γ_i ;
- (4) $D^T(g_i) : G_{i-1} \rightarrow G_i$ is the induced map of based LTT structures;
- (5) G_i contains the red edge $[\overline{d_i^a}, d_i^u]$ where $\overline{d_i^a} = D_0(\overline{e_{i,k_i}})$ and $\overline{d_i^u} = D_0(e_{i,j_i})$; and
- (6) either $D_0(e_{i-1,j_i})$ or $D_0(e_{i-1,k_i})$ is a red vertex in G_{i-1} .

The following establishes equivalences for generating triples of based LTT structures.

Definition 4.14. Suppose that (g_i, G_{i-1}, G_i) and $(g'_i, G'_{i-1}, G'_i)'$ are generating triples. Let $g_i^T : G_{i-1} \rightarrow G_i$ be the map of LTT structures induced by $g_i : \Gamma_{i-1} \rightarrow \Gamma_i$ and let $g_i^T : G'_{i-1} \rightarrow G'_i$ be the map of LTT structures induced by $g_i : \Gamma'_{i-1} \rightarrow \Gamma'_i$.

We say that (g_i, G_{i-1}, G_i) and (g'_i, G'_{i-1}, G'_i) are *equivalent generating triples* if there exist homeomorphisms $H_{i-1} : \Gamma_{i-1} \rightarrow \Gamma'_{i-1}$ and $H_i : \Gamma_i \rightarrow \Gamma'_i$ such that

- $H_i : \Gamma_i \rightarrow \Gamma'_i$ induces an equivalence of G_i and G'_i as based LTT structures,
- $H_{i-1} : \Gamma_{i-1} \rightarrow \Gamma'_{i-1}$ induces an equivalence of G_{i-1} and G'_{i-1} as based LTT structures,
- and the following diagram commutes:

$$\begin{array}{ccc} \Gamma_i & \xrightarrow{H_i} & \Gamma'_i \\ g_i \uparrow & & \uparrow g'_i \\ \Gamma_{i-1} & \xrightarrow{H_{i-1}} & \Gamma'_{i-1} \end{array}$$

4.2 LTT Structures of Type (*) Representatives

We now give a few definitions that will enable us to apply the abstract definitions given earlier to the setting of Type (*) representatives, as defined in Section 3.

Definition 4.15. Let $g : \Gamma \rightarrow \Gamma$ be ideally decomposable (with the condition on directions being fixed dropped), let $\mathcal{E}^+(\Gamma) = \{E_1, E_2, \dots, E_r\}$ be the set of edges of Γ with a particular orientation, and let $\mathcal{E}(\Gamma) = \{E_1, \overline{E_1}, E_2, \overline{E_2}, \dots, E_r, \overline{E_r}\}$. For an oriented edge E_i , we let $d_i = D_0(E_i)$ and $\overline{d_i} = D_0(\overline{E_i})$ (the terminal direction of E_i).

The *Colored local Whitehead graph at the vertex $v \in \Gamma$* , $CW(g; v)$, is the uncolored graph $LW(g; v)$ but with the subgraph $SW(g; v)$ colored purple and $LW(g; v) - SW(g; v)$ colored red (including the nonperiodic vertices).

Let Γ_N be the graph obtained from Γ by removing a contractible neighborhood, $N(v)$, of the vertex v of Γ and adding vertices d_i and $\overline{d_i}$ at the corresponding boundary points of each partial edge $E_i - (N(v) \cap E_i)$, for each $E_i \in \mathcal{E}^+$. A *Lamination Train Track Structure* $G(g)$ for g is formed from $\Gamma_N \sqcup CW(g; v)$ by identifying the vertex labeled d_i in Γ_N with the vertex labeled d_i in $CW(g; v)$. The vertices for nonperiodic directions are red, the edges of Γ_N remain black, and all periodic vertices remain purple.

An LTT structure $G(g)$ is given a *smooth structure* via a partition of the edges at each vertex into the two sets: \mathcal{E}_b (containing all black edges of $G(g)$) and \mathcal{E}_c (containing all colored edges of $G(g)$). A *smooth path* will be a path alternating between colored and black edges.

The *Augmented Lamination Train Track Structure* for g , $G_A(g)$, is formed from $G(g)$ by adding a green edge for each illegal turn of g .

Remark 4.16. We record here the following remarks about LTT structures:

- (1) $G(g)$ could also be built from $\bigsqcup_{\text{vertices } v \in \Gamma} CW(g; v)$ by adding a black edge connecting each vertex pair $\{D_0(e_i), \overline{D_0(e_i)}\}$.
- (2) Each edge image path $g(e_i) = e_{j_1} \dots e_{j_k}$ determines a smooth path in $G(g)$ that transverses the black edge $[d_{j_1}, \overline{d_{j_1}}]$, then the colored edge $[\overline{d_{j_1}}, d_{j_2}]$, then the black edge $[d_{j_2}, \overline{d_{j_2}}]$, and so on, until it ends with the black edge $[d_{j_k}, \overline{d_{j_k}}]$. This observation is related to one of the most important properties of LTT structures for fully irreducible representatives, i.e. they contain leaves of the attracting lamination as locally smoothly embedded lines.
- (3) The train track structures we define are not quite the same as those in [BH97].

Definition 4.17. Let $g : \Gamma \rightarrow \Gamma$ be an ideally decomposed Type (*) representative of $\phi \in \text{Out}(F_r)$ with the standard ideal decomposition notation. Then G_k will denote the LTT structure $G(f_k)$ and $G_{k,l}$ will denote the subgraph of G_l containing

- (1) all black edges and vertices (given the same colors and labels as in G_l) and
- (2) all colored edges representing turns in $g_{k,l}(e)$ for some $e \in \mathcal{E}_{k-1}$.

For any k, l , we have a direction map $Dg_{k,l}$ and an induced map of turns $Dg_{k,l}^t$. The *induced map of LTT Structures* $Dg_{k,l}^T : G_{l-1} \mapsto G_k$ is such that

- (1) the vertex corresponding to a direction d is mapped to the vertex corresponding to the direction $Dg_{k,l}(d)$,
- (2) the colored edge $[d_1, d_2]$ is mapped linearly as an extension of the vertex map to the edge $[Dg_{k,l}^t(\{d_1, d_2\})] = [Dg_{k,l}(d_1), Dg_{k,l}(d_2)]$, and

(3) the interior of the black edge of G_{l-1} corresponding to the edge $E \in \mathcal{E}(\Gamma_{l-1})$ to the interior of the smooth path in G_k corresponding to $g(E)$.

Remark 4.18. It still makes sense to define G_k when ϕ is only irreducible (not fully irreducible) and possibly even is not ageometric. The difference will be that, while the purple subgraph will be $SW(g)$, it will not necessarily be $IW(g)$. If Γ had more than one vertex, one would define $G(g)$ by creating a colored graph $CW(g; v)$ for each vertex, removing an open neighborhood of each vertex when forming Γ_N , and then continuing with the identifications as above in $\Gamma_N \sqcup (\cup CW(g; v))$. Dropping the condition on g having $2r - 1$ fixed directions more drastically changes what definitions actually make sense or what they look like if they do make sense.

5 Admissible Map Properties

The aim of this section is establishing additional properties held by any Type (*) representative. In particular, we determine several necessary characteristics of LTT structures G_k arising in an ideal decomposition of a Type (*) representative and give the background to identify (as described in Section 7) the only two possible types of (fold/peel) relationships between any LTT structures G_{k-1} and G_k in an ideal decomposition. The properties proved necessary in this section will be called “Admissible Map Properties.” They are summarized in the final subsection, Subsection 5.10.

In subsequent sections, we will define and outline a method for associating, a diagram (the “AM Diagram”) to a Type (*) pIW graph \mathcal{G} . This diagram will contain a loop for each map having the Admissible Map Properties we establish in this section. Thus, in particular, the diagram contains a loop for any Type (*) representative g with $IW(g) = \mathcal{G}$. If no loop in the diagram gives an irreducible, PNP-free representative g with $IW(g) = \mathcal{G}$, then we know that \mathcal{G} does not occur as $IW(\phi)$ for any ageometric, fully irreducible $\phi \in Out(F_r)$. We will use this fact to rule out the possibility of achieving certain graphs in Sections 13 and 14. We also give in subsequent sections methods for constructing the Type (*) representatives, if they do exist.

The conditions of an ideal decomposition will be relaxed slightly for many of the subsections of this section in order to highlight the necessity of certain properties (we will make it clear when representatives will also be required to be ideally decomposed of Type (*)). *For each of these subsections, $g : \Gamma \rightarrow \Gamma$ will be an irreducible TT representative of $\phi \in Out(F_r)$ semi-ideally decomposed as: $\Gamma = \Gamma_0 \xrightarrow{g_1} \Gamma_1 \xrightarrow{g_2} \dots \xrightarrow{g_{n-1}} \Gamma_{n-1} \xrightarrow{g_n} \Gamma_n = \Gamma$, where the decomposition differs from an ideal decomposition (as described in the end of Section 3) in that the periodic directions may not be fixed. The notation for the decomposition will also be as in the end of Section 3 and saying that g is of Type (*) will still mean that $IW(\phi)$ is a Type (*) pIWG. We will use the standard ideal decomposition notation, even when our decomposition is only semi-ideal.*

We begin this section by proving a preliminary lemma that will be used later in this section to prove the necessity of the “Admissible Map Properties.”

5.1 Cancellation and a Preliminary Lemma

Before stating the lemma, we clarify for the reader what is meant by “cancellation”.

Definition 5.1. We say that an edge path $\gamma = e_1 \dots e_k$ in Γ has *cancellation* if $\overline{e_i} = e_{i+1}$ for some $1 \leq i \leq k - 1$. We say that g has *no cancellation on edges* if for no $l > 0$ and edge $e \in \mathcal{E}(\Gamma)$ does the edge path $g^l(e)$ have cancellation.

We are now ready to state and prove the lemma.

Lemma 5.2. *Suppose that $g : \Gamma \rightarrow \Gamma$ is a semi-ideally decomposed TT representative of $\phi \in \text{Out}(F_r)$ with the standard ideal decomposition notation. For this lemma we index the generators in the decomposition of all powers g^p of g so that $g^p = g_{pn} \circ g_{pn-1} \circ \cdots \circ g_{(p-1)n} \circ \cdots \circ g_{(p-2)n} \circ \cdots \circ g_{n+1} \circ g_n \circ \cdots \circ g_1$ ($g_{mn+i} = g_i$, but we want to use the indices to keep track of a generator's place in the decomposition of g^p). With this notation, $g_{k,l}$ will mean $g_k \circ \cdots \circ g_l$. Then:*

- (1) *for each $e \in \mathcal{E}(\Gamma_{l-1})$, no $g_{k,l}(e)$ has cancellation;*
- (2) *for each $0 \leq l \leq k$ and each edge $E_{l-1,i} \in \mathcal{E}^+(\Gamma_{l-1})$, the edge $E_{k,i}$ is contained in the edge path $g_{k,l}(E_{l-1,i})$; and*
- (3) *if $e_k^u = e_{k,j}$, then the turn $\{\overline{d_k^a}, d_k^u\}$ is in the edge path $g_{k,l}(e_{l-1,j})$, for all $0 \leq l \leq k$.*

Proof: Let s be minimal so that some $g_{s,t}(e_{t-1,j})$ has cancellation. Before continuing with our proof of (1), we first proceed by induction on $k - l$ to show that (2) holds for $k < s$. For the base case observe that $g_{l+1}(e_{l,j}) = e_{l+1,j}$ for all $e_{l+1,j} \neq (e_l^{pu})^{\pm 1}$. Thus, if $e_{l,j} \neq e_l^{pu}$ and $e_{l,j} \neq \overline{e_l^{pu}}$ then $g_{l+1}(e_{l,j})$ is precisely the path $e_{l+1,j}$ and so we are only left for the base case to consider when $e_{l,j} = (e_l^{pu})^{\pm 1}$. If $e_{l,j} = e_l^{pu}$, then $g_{l+1}(e_{l,j}) = e_{l+1}^a e_{l+1,j}$ and so the edge path $g_{l+1}(e_{l,j})$ contains $e_{l+1,j}$, as desired. If $e_{l,j} = \overline{e_l^{pu}}$, then $g_{l+1}(e_{l,j}) = e_{l+1,j} \overline{e_{l+1}^a}$ and so the edge path $g_{l+1}(e_{l,j})$ also contains $e_{l+1,j}$ in this case. Having considered all possibilities, the base case is proved.

For the inductive step, we assume that $g_{k-1,l+1}(e_{l,j})$ contains $e_{k-1,j}$ and show that $e_{k,j}$ is in the edge path $g_{k,l+1}(e_{l,j})$. Let $g_{k-1,l+1}(e_{l,j}) = e_{i_1} \cdots e_{i_{q-1}} e_{k-1,j} e_{i_q+1} \cdots e_{i_r}$ for some edges $e_i \in \mathcal{E}_{k-1}$. As in the base case, for all $e_{k-1,j} \neq (e_k^u)^{\pm 1}$, $g_k(e_{k-1,j})$ is precisely the edge path $e_{k,j}$. Thus (since g_k is an automorphism and since there is no cancellation in $g_{j_1,j_2}(e_{j_1,j_2})$ for $1 \leq j_1 \leq j_2 \leq k$), $g_{k,l+1}(e_{l,j}) = \gamma_1 \cdots \gamma_{q-1}(e_{k,j}) \gamma_{q+1} \cdots \gamma_m$ where each $\gamma_{i_j} = g_l(e_{i_j})$ and where no $\{\overline{\gamma_i}, \gamma_{i+1}\}$, $\{\overline{e_{k,j}}, \gamma_{q+1}\}$, or $\{\overline{\gamma_{q-1}}, e_{k,j}\}$ is an illegal turn. So each $e_{k,j}$ is in $g_{k,l+1}(e_{l,j})$, as desired. We are only left to consider for the inductive step the cases where $e_{k-1,j} = e_k^{pu}$ and where $e_{k-1,j} = \overline{e_k^{pu}}$.

If $e_{k-1,j} = e_k^{pu}$, then $g_k(e_{k-1,j}) = e_k^a e_{k,j}$, and so $g_{k,l+1}(e_{l,j}) = \gamma_1 \cdots \gamma_{q-1} e_k^a e_{k,j} \gamma_{q+1} \cdots \gamma_m$ (where no $\{\overline{\gamma_i}, \gamma_{i+1}\}$, $\{\overline{e_{k,j}}, \gamma_{q+1}\}$, or $\{\overline{\gamma_{q-1}}, e_k^a\}$ is an illegal turn), which contains $e_{k,j}$, as desired. If instead $e_{k-1,j} = \overline{e_k^{pu}}$, then $g_k(e_{k-1,j}) = e_{k,j} \overline{e_k^a}$ and so $g_{k,l+1}(e_{l,j}) = \gamma_1 \cdots \gamma_{q-1} e_{k,j} \overline{e_k^a} \gamma_{q+1} \cdots \gamma_m$, which also contains $e_{k,j}$. Having considered all possibilities, the inductive step is now also proven and the proof is complete for (2) in the case of $k < s$.

We now finish our proof of (1). We are still assuming that s is minimal so that $g_{s,t}(e_{t-1,j})$ has cancellation for some $e_{t-1,j} \in \mathcal{E}_j$. Let t be such that $g_{s,t}(e_{t-1,j})$ has cancellation. Let α_j , for $1 \leq j \leq m$, be edges in Γ_{s-1} so that $g_{s-1,t}(e_{t-1,j}) = \alpha_1 \cdots \alpha_m$. Since s was minimal, either $g_s(\alpha_i)$ has cancellation for some $1 \leq i \leq m$ or $Dg_s(\overline{\alpha_i}) = Dg_s(\alpha_{i+1})$ for some $1 \leq i < m$. Since each g_s is a generator, no $g_s(\alpha_i)$ has cancellation. Thus, there exists an i such that $Dg_s(\overline{\alpha_i}) = Dg_s(\alpha_{i+1})$. Since we have already proved (1) for all $k < s$, we know that the edge path $g_{t-1,1}(e_{0,j})$ contains $e_{t-1,j}$. Then $g_{s,1}(e_{0,j}) = g_{s,t}(g_{t-1,1}(e_{0,j}))$ contains cancellation, which implies that $g^p(e_{0,j}) = g_{pn,s+1}(g_{s,1}(e_{0,j})) = g_{s,t}(\cdots e_{t-1,j} \cdots)$ for some p (with $pn > s + 1$) contains cancellation, which contradicts that g is a train track map.

We now prove (3). Let $e_k^u = e_{k,l}$. By (2) we know that the edge path $g_{k-1,l}(e_{l-1,j})$ contains $e_{k-1,j}$. Let $e_1, \dots, e_m \in \mathcal{E}_{k-1}$ be such that $g_{k-1,l}(e_{l-1,j}) = e_1 \cdots e_{q-1} e_{k-1,j} e_{q+1} \cdots e_m$. Then $g_{k,l}(e_{l-1,j}) = \gamma_1 \cdots \gamma_{q-1} e_k^a e_k^u \gamma_{q+1} \cdots \gamma_r$ where $\gamma_j = g_k(e_j)$ for all j . Thus $g_{k,l}(e_{l-1,j})$ contains $\{\overline{d_k^a}, d_k^u\}$, as desired. QED.

5.2 LTT Structures, Birecurrency, and AM Property I

LTT structures were defined in Section 4 and the “birecurrency” (defined below) of each LTT structure G_k in a semi-ideal decomposition is the first property we will prove necessary for a Type (*) representative, i.e. *AM Property I*.

Definition 5.3. We will say that a smooth train track graph G is *birecurrent* if there exists a locally smoothly embedded line in G that crosses each edge of G infinitely many times as $\mathbf{R} \rightarrow \infty$ and as $\mathbf{R} \rightarrow -\infty$.

Proposition 5.4. *Let $g : \Gamma \rightarrow \Gamma$ be a Type (*) representative of $\phi \in \text{Out}(F_r)$. Then $G(g)$ is birecurrent.*

Our proof of this proposition will require the following lemmas recording the relationship between the local Whitehead graph for g , $LW(g)$, and the realization of the leaves of the attracting lamination, Λ_ϕ , for ϕ . The proofs will use facts about laminations that can be found in [BFH97] and [HM11], but will not be recorded here.

Lemma 5.5. *Let $g : \Gamma \rightarrow \Gamma$ be a Type (*) representative of $\phi \in \text{Out}(F_r)$. The only turns possible in the realization in Γ of a leaf of the attracting lamination Λ_ϕ for ϕ are those corresponding to edges in $LW(g)$. Conversely, each turn represented by an edge of $LW(g)$ is a turn of some (hence all) leaves of Λ_ϕ (as realized in Γ).*

Proof: To prove the forward direction, we first notice, as follows, that each edge $E_i \in \mathcal{E}(\Gamma)$ has a fixed point in its interior. Since g is irreducible, some $g^k(E_i)$ contains a path with at least three edges (some $g^k(E_i)$ contains at least two edges of Γ , including E_i and then $g^{2k}(E_i)$ contains at least three edges). Let $g^k(E_i) = e_1 e_2 \dots e_m$, with each $e_i \in \mathcal{E}(\Gamma)$. Again, since g is irreducible, for some l , the edge path $g^l(e_2)$ contains either E_i or $\overline{E_i}$. Thus, $g^{k+l}(E_i)$ contains either E_i or $\overline{E_i}$ in its interior, implying that E_i has a fixed point in its interior. This then tells us that, for each edge $E_i \in \mathcal{E}(\Gamma)$, there is a periodic leaf of Λ_ϕ obtained by iterating a neighborhood of a fixed point of E_i .

Consider any turn $\{d_1, d_2\}$ taken by the realization in Γ of a leaf L of Λ_ϕ . Since periodic leaves are dense in the lamination, either $\overline{e_1}e_2$ or $\overline{e_2}e_1$ (where $D_0(e_1) = d_1$ or $D_0(e_2) = d_2$) is a subpath of any periodic leaf of the lamination. In particular, either $\overline{e_1}e_2$ or $\overline{e_2}e_1$ is a subpath of the leaf obtained by iterating a neighborhood of a fixed point of e for any $e \in \mathcal{E}(\Gamma)$, so $\overline{e_1}e_2$ is contained in some $g^k(e)$, for each $e \in \mathcal{E}(\Gamma)$. Thus, $\{d_1, d_2\}$ is represented by an edge in $LW(g)$, as desired. This concludes the forward direction.

We now prove the converse. The presence of the turn $\{d_1, d_2\}$ as an edge of $LW(g)$ indicates that, for some i and k , $\overline{e_1}e_2$ is a subpath of $g^k(E_i)$. We showed above that each $E_i \in \mathcal{E}(\Gamma)$ has a fixed point in its interior and hence that there is a periodic leaf of Λ_ϕ obtained by iterating a neighborhood of the fixed point of E_i . $g^k(E_i)$ is a subpath of this periodic leaf and (since periodic leaves are dense) of every leaf of Λ_ϕ . Since the leaves contain $g^k(E_i)$ as a subpath, they contain $\overline{e_1}e_2$ as a subpath, and thus the turn $\{d_1, d_2\}$. This concludes the proof of the converse, and hence lemma.

QED.

We will need one more definition for the proof of the second lemma.

Definition 5.6. Let $g : \Gamma \rightarrow \Gamma$ be a train track representative of a fully irreducible, ageometric $\phi \in \text{Out}(F_r)$. Let γ be a smooth (possibly infinite) path in $G(g)$. The *path (or line) in Γ corresponding*

to γ is $\dots e_{-j}e_{-j+1}\dots e_{-1}e_0e_1\dots e_j\dots$, where

$\gamma = \dots [d_{-j}, \overline{d_{-j}}][\overline{d_{-j}}, d_{-j+1}]\dots [d_{-1}, \overline{d_{-1}}][\overline{d_{-1}}, d_0][d_0, \overline{d_0}][\overline{d_0}, d_1][d_1, \overline{d_1}]\dots [d_j, \overline{d_j}]\dots$,
where each $d_i = D_0(e_i)$, each $[d_i, \overline{d_i}] = [e_i]$ is the black edge of G corresponding to the edge $e_i \in \mathcal{E}(\Gamma)$,
and each $[d_i, \overline{d_{i+1}}]$ is a colored edge.

Lemma 5.7. *Let $g : \Gamma \rightarrow \Gamma$ be a TT representative of a fully irreducible, ageometric $\phi \in \text{Out}(F_r)$. Then $G(g)$ contains smooth paths corresponding to the realizations in Γ of the leaves of Λ_ϕ .*

Proof of Lemma: Consider the realization λ of a leaf of Λ_ϕ and any single subpath $\sigma = e_1e_2e_3$ in λ . If it exists, the representation in $G(g)$ of σ would be by the path $[d_1, \overline{d_1}][\overline{d_1}, d_2][d_2, \overline{d_2}][\overline{d_2}, d_3][d_3, \overline{d_3}]$, as above. Lemma 5.5 above tells us that $[\overline{d_1}, d_2]$ and $[\overline{d_2}, d_3]$ are edges of $LW(g)$ and hence are colored edges in $G(g)$. The path representing σ in $G(g)$ thus exists and alternates between colored and black edges. By looking at overlapping subpaths, we can see that the path in $G(g)$ corresponding to λ has no consecutive colored or black edges and so is smooth. We have proved the lemma.

QED.

We are now ready for the proof of the proposition.

Proof of Proposition 5.4: We need that $G(g)$ contains a locally smoothly embedded line crossing over each edge of $G(g)$ infinitely many times as $\mathbf{R} \rightarrow \infty$ and as $\mathbf{R} \rightarrow -\infty$. We will show that the path γ corresponding to the realization λ of a leaf of Λ_ϕ is such a line. We first consider any colored edge $[d_i, d_j]$ in $G(g)$. By Lemma 5.5, λ must contain either $\overline{e_i}e_j$ or $\overline{e_2}e_1$ as a subpath. Birecurrence of the lamination leaves of a fully irreducible $\phi \in \text{Out}(F_r)$ implies that γ must cross the subpath $\overline{e_i}e_j$ or $\overline{e_j}e_i$ infinitely many times as $\mathbf{R} \rightarrow \infty$ and as $\mathbf{R} \rightarrow -\infty$. We showed in Lemma 5.7 above that this means that λ contains either $\overline{e_i}e_j$ or $\overline{e_j}e_i$ infinitely many times as $\mathbf{R} \rightarrow \infty$ and as $\mathbf{R} \rightarrow -\infty$. This concludes the proof for a colored edge.

Now consider a black edge $[d_l, \overline{d_l}] = [e_l]$. Each vertex is shared with a colored edge. Let $[d_l, \overline{d_m}]$ be such an edge. As shown above, $\overline{e_l}e_m$ or $\overline{e_m}e_l$ occur in realizations λ infinitely many times as $\mathbf{R} \rightarrow \infty$ and as $\mathbf{R} \rightarrow -\infty$. In particular, it crosses over e_l infinitely many times as $\mathbf{R} \rightarrow \infty$ and as $\mathbf{R} \rightarrow -\infty$. And so γ crosses over $[d_l, \overline{d_l}] = [e_l]$ infinitely many times as $\mathbf{R} \rightarrow \infty$ and as $\mathbf{R} \rightarrow -\infty$. This concludes the proof.

QED.

In combination with Proposition 5.4, the second of the following two lemmas proves the necessity of AM Property I. The first (Lemma 5.8) is used in the proof of the second (Lemma 5.10).

Lemma 5.8. *Let g be a semi-ideally decomposed train track representative. Each f_k has the same number of gates (and thus periodic directions).*

Proof: Suppose, for the sake of contradiction, that f_k had more gates than f_l . Let p_k be such that $D(f_k^{p_k})$ maps each gate of f_k to a single direction and let p_l be such that $D(f_l^{p_l})$ maps each gate of f_l to a single direction. Let $\{\mathcal{G}_1, \dots, \mathcal{G}_s\}$ be the set of gates for f_k , let α_i be the periodic direction of \mathcal{G}_i for each $1 \leq i \leq s$, let $\{\mathcal{G}'_1, \dots, \mathcal{G}'_{s'}\}$ be the set of gates for f_l , and let α'_i be the periodic direction of \mathcal{G}'_i for each $1 \leq i \leq s'$. Consider $f_k^{p_k+p_l+1} = f_{k,l+1} \circ f_l^{p_l} \circ f_{l,k+1} \circ f_k^{p_k}$. Let $\{d_1, \dots, d_t\} = D(f_{l,k+1} \circ f_k^{p_k})(\mathcal{D}_k)$. Then $\{d_1, \dots, d_t\}$ is mapped by $D(f_l^{p_l})$ into $\{\alpha'_1 \dots \alpha'_{s'}\}$ and, consequently, $D(f_l^{p_l} \circ f_{l,k+1} \circ f_k^{p_k})(\mathcal{D}_k) \subset \{\alpha'_1 \dots \alpha'_{s'}\}$. This implies that $D(f_{k,l+1})(D(f_l^{p_l} \circ f_{l,k+1} \circ f_k^{p_k})(\mathcal{D}_k)) = D(f_k^{p_k+p_l+1})(\mathcal{D}_k) \subset D(f_{k,l+1})(\{\alpha'_1 \dots \alpha'_{s'}\})$, which has at most s' elements. But this

contradicts f_k having more gates than f_l . Thus, all f_k have the same number of gates.
QED.

Remark 5.9. If g is an ideally decomposed Type (*) representative, then the above lemma shows that each G_k has the same number of purple periodic vertices.

Lemma 5.10. *If $g : \Gamma \rightarrow \Gamma$ is an ideally decomposed Type (*) representative of $\phi \in \text{Out}(F_r)$ with the standard ideal decomposition notation, then each f_k is also an ideally decomposed Type (*) representative of ϕ^p for some p .*

Proof of Lemma: If $\Gamma = \Gamma_0 \xrightarrow{g_1} \Gamma_1 \xrightarrow{g_2} \dots \xrightarrow{g_{n-1}} \Gamma_{n-1} \xrightarrow{g_n} \Gamma_n = \Gamma$ is an ideal decomposition of g , then f_k can be decomposed as $\Gamma_k \xrightarrow{g_{k+1}} \Gamma_{k+1} \xrightarrow{g_{k+2}} \dots \xrightarrow{g_{k-1}} \Gamma_{k-1} \xrightarrow{g_k} \Gamma_k$.

What we need to show is that this decomposition of f_k is an ideal decomposition and that f_k is a representative of ϕ^p for some p (since we already know that ϕ is geometric and fully irreducible, as well as that $IW(\phi)$ is a Type (*) pIW graph, we know that all of these things must also be true of any ϕ^p). Properties (1)-(3) of an ideal decomposition hold for the decomposition of f_k because they hold for the decomposition of f and the decompositions have the same Γ_i and g_i (just renumbered). By the previous lemma we know that f_k also has $2r-1$ gates. Thus, some Df_k^p fixes $2r-1$ directions. Since d_k^u is not in the image of Dg_k , it cannot be in the image of Df_k^p . We thus also know that (4) holds for the decomposition of f_k and we are only left to prove that f_k is a representative of ϕ^p . Now, g^p is a representative of ϕ^p and $g^p = (g_{1,k})^{-1} f^p g_{1,k}$. Let $\pi : R_r \rightarrow \Gamma$ be the marking on Γ . Since $g_{1,k}$ is a homotopy equivalence, $g_{1,k} \circ \pi$ gives a marking on Γ_k and g^p and f^p just differ by a change of marking. Thus, g^p and f^p are representatives of the same outer automorphism, i.e. ϕ^p . This concludes the proof.

QED.

Remark 5.11. The same proof works to prove the statement where “ideally” is replaced by “semi-ideally.”

We have thus shown that every ideally decomposed Type (*) representative satisfies

AM Property I: Each LTT structure G_k is birecurrent.

5.3 Periodic Directions and AM Property II

The main goal of this subsection is Proposition 5.14, giving *AM Property II* for a Type (*) representative of $\phi \in \text{Out}(F_r)$ such that $IW(\phi) = \mathcal{G}$.

We add to the notation already established that $t_k^R = \{\overline{d_k^a}, d_k^u\}$ and $T_{k+1} = \{d_k^{pa}, d_k^{pu}\}$.

The following lemma is used in the proof of Proposition 5.14.

Lemma 5.12. *T_k is an illegal turn for f_{k-1} .*

Proof: Recall that $T_k = \{d_{k-1}^{pa}, d_{k-1}^{pu}\}$.

Since $D^t g_k(\{d_{k-1}^{pa}, d_{k-1}^{pu}\}) = \{Dg_k(d_{k-1}^{pa}), Dg_k(d_{k-1}^{pu})\} = \{d_k^a, d_k^u\}$,
 $D^t f_{k-1}(\{d_{k-1}^{pa}, d_{k-1}^{pu}\}) = D^t(g_{k-1,k+1} \circ g_k)(\{d_{k-1}^{pa}, d_{k-1}^{pu}\}) = D^t(g_{k-1,k+1})(D^t g_k(\{d_{k-1}^{pa}, d_{k-1}^{pu}\}))$
 $= D^t g_{k-1,k+1}(\{d_k^a, d_k^u\}) = \{D^t g_{k-1,k+1}(d_k^a), D^t g_{k-1,k+1}(d_k^u)\}$, which is degenerate. So T_k is an illegal turn for f_{k-1} , as desired.

QED.

Definition 5.13. As a result of the previous lemma, for the generator $g_k : e_{k-1}^{pu} \mapsto e_k^a e_k^u$, we will sometimes call $T_k = \{d_{k-1}^{pa}, d_{k-1}^{pu}\}$ the *green illegal turn in G_{k-1}* (even though T_k does not technically live in G_{k-1} , but in the augmented LTT structure for f_{k-1}).

We are now ready to prove the proposition.

Proposition 5.14. *Let $g : \Gamma \rightarrow \Gamma$ be semi-ideally decomposed (though not necessarily irreducible). g has $2r - 1$ periodic directions if and only if, for each k , the illegal turn $T_{k+1} = \{d_k^{pa}, d_k^{pu}\}$ contains d_k^u , ie, either $d_k^{pu} = d_k^u$ or $d_k^{pa} = d_k^u$. In fact, if each T_{k+1} contains d_k^u , the image of Dg contains all directions in $\mathcal{D}(\Gamma)$ except d_n^u .*

Proof: We start by proving the forward direction. Suppose that our map g has $2r - 1$ periodic directions and, for the sake of contradiction, that the illegal turn $T_{k+1} = \{d_k^{pa}, d_k^{pu}\}$ does not contain $d_k^u = d_{k,i}$. Let $d_{k+1}^{pu} = d_{k+1,s}$ and $d_{k+1}^{pa} = d_{k+1,t}$. Then $Dg_k(d_{k-1,s}) = d_{k,s}$ and $Dg_k(d_{k-1,t}) = d_{k,t}$, which means that

$D^t(g_{k+1} \circ g_k)(\{d_{(k-1,s)}, d_{(k-1,t)}\}) = \{D(g_{k+1} \circ g_k)(d_{(k-1,s)}), D(g_{k+1} \circ g_k)(d_{(k-1,t)})\} = \{Dg_{k+1}(d_{k,s} = d_{k+1}^{pu}), Dg_{k+1}(d_{k,t} = d_{k+1}^{pa})\} = \{d_{k+1}^a, d_{k+1}^a\}$ and so $d_{k-1,s}$ and $d_{k-1,t}$ share a gate. But $d_{k-1,i}$ is already in a gate with more than one element and we already established that $d_{k-1,i} \neq d_{k-1,s}$ and $d_{k-1,i} \neq d_{k-1,t}$. So f_{k-1} has a maximum of $2r - 2$ gates. Since each f_k has the same number of gates, this would imply that g has a maximum of $2r - 2$ gates, giving a contradiction. The forward direction is thus proved.

Now suppose that, for each $1 \leq k \leq n$, the illegal turn T_{k+1} for the generator g_{k+1} always contained the unachieved direction d_k^u for the generator g_k . We will proceed by induction to prove that g would then have $2r - 1$ distinct gates. In fact, we will show that the image of Dg is missing precisely d_n^u , where $g = g_n \circ \dots \circ g_1$.

For the base case we need that g_1 has $2r - 1$ distinct gates. By our assumptions, $g_1 : e_0^{pu} \mapsto e_1^a e_1^u$. The direction map for g_1 , Dg_1 , is defined by $Dg_1(d_0^{pu}) = d_1^a$ and $Dg_1(d_{0,t}) = d_{1,t}$ for all t with $d_{0,t} \neq d_0^{pu}$. Thus, the image of Dg_1 includes $2r - 1$ distinct directions and is missing precisely d_1^u . Also, the only direction with two preimages is d_1^a . This concludes the proof of the entire base case.

For the inductive step assume that $g_{k-1,1}$ has $2r - 1$ distinct gates (there are $2r - 1$ distinct directions (and second indices) in the image of $Dg_{k-1,1}$) and that d_{k-1}^u is the only direction not in the image of $Dg_{k-1,1}$. We also assume that g_k is defined by $g_k : e_{k-1}^{pu} \mapsto e_k^a e_k^u$ where either (1) $d_{k-1}^u = e_{k-1}^{pu}$ or (2) $d_{k-1}^u = e_{k-1}^{pa}$.

Consider Case (1) where $d_{(k-1,i_1)}, d_{(k-1,i_2)}, \dots, d_{(k-1,i_{2r-1})}$ are the $2r - 1$ directions in the image of $Dg_{k-1,1}$ (none of which is $d_{k-1}^{pu} = d_{k-1}^u = d_{k-1,j}$). $Dg_k : d_{k-1}^u = d_{k-1}^{pu} \mapsto d_k^a$ and preserves the second indices of all of other directions. Since none of the

$d_{(k-1,i_1)}, d_{(k-1,i_2)}, \dots, d_{(k-1,i_{2r-1})}$ are $d_{k-1}^{pu} = d_{k-1}^u = d_{k-1,j}$, Dg_k acts as the identity on the second indices of $d_{(k-1,i_1)}, d_{(k-1,i_2)}, \dots, d_{(k-1,i_{2r-1})}$, leaving

$d_{(k,i_1)}, d_{(k,i_2)}, \dots, d_{(k,i_{2r-1})}$ as $2r - 1$ distinct directions in the image of Dg_k (still none of which is equal to $d_k^u = d_{k,j}$) and the second indices in the image of $Dg_{k,1}$ and $Dg_{k-1,1}$ are the same. Since $d_{k-1,i_1}, d_{k-1,i_2}, \dots, d_{k-1,i_{2r-1}}$ were the only directions in the image of $Dg_{k-1,1}$, their images are the only directions in the image of $Dg_{k,1}$, meaning that $d_k^u = d_{k,j}$ is also not in the image of $Dg_{k,1}$. Thus, $g_{k,1}$ has precisely $2r - 1$ distinct gates and $d_k^u = d_{k,j}$ is not in the image of $Dg_{k,1}$, which were our two desired conclusions.

Now, consider Case (2), i.e $d_{k-1}^u = d_{k-1}^{pa} (= d_{k-1,j})$, where $d_{k-1}^{pu} = d_{(k-1,i_1)}$, $d_{(k-1,i_2)}, \dots, d_{(k-1,i_{2r-1})}$ are the $2r - 1$ directions in the image of $Dg_{k-1,1}$ (none of which is $d_{k-1}^u = d_{k-1}^{pa} = d_{k-1,j}$). Dg_k is defined by $Dg_k(d_{k-1}^{pu}) = d_k^a (= d_{k,j})$, mapping d_{k-1}^{pu} to $d_k^a = d_{k,j}$ and d_{k-1,i_t} to

d_{k,i_t} for $2 \leq t \leq 2r-1$ (replacing the index i_1 with the previously absent index j and fixing all other indices). Since $i_1 \neq i_t$ for $1 \neq t$, since i_1 is replaced by j , and since $d_k^u = d_{k,i_1}$, we can conclude that d_k^u is not in the image of $Dg_{k,1}$. Thus we have shown our two desired conclusions in this case also, i.e. that $g_{k,1}$ has $2r-1$ distinct gates and d_k^u is not in the image of $Dg_{k,1}$, as desired.

We have thus completed the inductive step and consequently inductively proved the backward direction, completing the proof of the entire proposition.
QED.

Corollary 5.15. (of Proposition 5.14) *For each k , $t_k^R = \{\overline{d_k^a}, d_k^u\}$, must contain either d_k^{pu} or d_k^{pa} .*

Proof: We showed that, for each $1 \leq k \leq n$, the illegal turn $T_{k+1} = \{d_k^{pa}, d_k^{pu}\}$ always contains d_k^u . At the same time, we know that $t_k^R = \{\overline{d_k^a}, d_k^u\}$, implying t_k^R contains d_k^u and thus either d_k^{pa} or d_k^{pu} .
QED.

We have shown that every ideally decomposed Type (*) representative satisfies

AM Property II: At each graph G_k , the illegal turn T_{k+1} for the generator g_{k+1} exiting G_k always contains the unachieved direction d_k^u for the generator g_k entering the graph G_k , i.e. either $d_k^u = d_k^{pa}$ or $d_k^u = d_k^{pu}$.

5.4 The Nonperiodic Red Direction and AM Property III

The conditions for this subsection are the same as described in the start of the section.

The following corollary of the proof of Proposition 5.14 gives *AM Property III*.

Corollary 5.16. (of Proof of Proposition 5.14) *For each $1 \leq k \leq n$, d_k^u is the direction not fixed by Df_k , i.e. d_k^u is not a periodic direction for f_k . In particular, the vertex labeled by d_k^u in G_k is red and $[t_k^R] = [\overline{d_k^a}, d_k^u]$ is a red edge in G_k .*

Proof: Since Dg_k is defined by $d_{k-1}^{pu} \mapsto d_k^a$ (and $Dg_k(d_{k-1,j}) = d_{k-1,j}$ for all j such that $e_{k-1}^{pu} \neq e_{k-1,j}$ and $e_{k-1}^{pu} \neq \overline{e_{k,j}}$), d_k^u is not in the image of Dg_k . Suppose for the sake of contradiction, that d_k^u is a periodic direction for f_k . Let N be a sufficiently high power for f_k so that $D(f_k^N)$ fixes all periodic directions of f_k . Then g_k would still be the final generator in the decomposition of f_k and thus d_k^u would also not be in the image of $D(f_k^N)$. This contradicts d_k^u being a periodic direction for f_k . So d_k^u is not a periodic direction for f_k and hence labels a red vertex in G_k .

Before we can identify that $[t_k^R]$ is a red edge, we first need to show that $[t_k^R]$ is an edge of $LW(f_k)$. In order to show that $[t_k^R]$ is an edge of $LW(f_k)$, it suffices to show that $[t_k^R] = [\overline{d_k^a}, d_k^u]$ is in $f_k(e_k^u)$. Let $e_k^u = e_{k,l}$. By Lemma 5.2 we know that the edge path $g_{k-1,k+1}(e_k^u = e_{k,l})$ contains $e_{k-1,l}$. Let e_j be edges in Γ_{l-1} such that $g_{k-1,k+1}(e_k^u) = e_1 \dots e_{q-1} e_{k-1,l} e_{q+1} \dots e_m$. Then $f_k(e_k^u) = g_{k,k+1}(e_k^u) = \gamma_1 \dots \gamma_{q-1} e_k^a e_k^u \gamma_{q+1} \dots \gamma_m$ where $\gamma_j = g_k(e_{i_j})$ for all j . Thus $f_k(e_k^u)$ contains $\{\overline{d_k^a}, d_k^u\}$, as desired and $[t_k^R]$ is an edge of $LW(f_k)$. Since $[\overline{d_k^a}, d_k^u]$ contains the red vertex d_k^u , $[\overline{d_k^a}, d_k^u]$ is a red edge in G_k .
QED.

Definition 5.17. As a consequence of the proof of Corollary 5.16, we will say that g_k creates the edge $[\overline{d_k^a}, d_k^u]$ in G_k (in the sense that $\{\overline{d_k^a}, d_k^u\}$ is a turn in the image of $g_{k,l}(e_k^u)$ for any $1 \leq l \leq n$ and $[\overline{d_k^a}, d_k^u]$ is in G_k (and is, in fact, the red edge of G_k , as it is not in the image of $d^C(g_k)$, but in the image of the black edge $[e_k^u]$ in G_{k-1} under dg_k^T)). Further details are discussed in Subsection 5.6.

As a consequence of Corollary 5.16, we will also henceforth sometimes refer to d_k^u as the (red) *unachieved direction* in G_k (and $G_{k,l}$), $t_k^R = \{\overline{d_k^a}, d_k^u\}$ as the *new red turn* in G_k (and $G_{k,l}$), and $e_k^R = [t_k^R]$ as the *red edge* in G_k (and $G_{k,l}$). We will sometimes call d_k^a the *twice-achieved direction* in G_k (and $G_{k,l}$) for reasons ascertainable by analyzing the proof of Proposition 5.14.

Remark 5.18. Visually what we established in Corollary 5.16 for a Type (*) representative is that, in each augmented LTT structure $G_A(f_k)$, the intersection of the red edge and green edge is the red vertex.

We have now shown that every ideally decomposed Type (*) representative satisfies

AM Property III: The vertex labeled by d_k^u is red in G_k and $[t_k^R] = [d_k^u, \overline{d_k^a}]$ is a red edge in G_k .

Since we have what is necessary to do so at this point, and it will be used later, we will prove a final lemma about periodic directions here before shifting our focus.

Lemma 5.19. *Suppose that $g : \Gamma \rightarrow \Gamma$ is semi-ideally decomposed and has $2r - 1$ periodic directions. Then the image under Dg of the $2r$ directions at the vertex $v \in \Gamma$ is precisely the set of the $2r - 1$ periodic directions for g .*

Proof: Since Dg_n 's image is missing d_n^u , it is clear that the image of Dg has at most $2r - 1$ directions. So we are left to show that Dg 's image cannot be missing a periodic direction for g .

For the sake of contradiction, let d_k be a periodic direction not in the image of Dg . Then d_k is also not in the image of any Dg^n since $Dg^n = Dg \circ Dg^{n-1}$. Let N be such that Dg^N fixes every periodic direction. Then d_k is still not in the image of Dg^N , so it cannot be one of the periodic directions. This is a contradiction, meaning that the image of Dg cannot be missing a periodic direction for g . The lemma is proved.

QED.

5.5 $D^C g_{k,l}$ Edge Images and AM Property IV

The following lemma gives *AM Property IV*.

Lemma 5.20. *Let $g : \Gamma \rightarrow \Gamma$ be a semi-ideally decomposed representative of $\phi \in \text{Out}(F_r)$ with the standard notation. If $[d_{(l,i)}, d_{(l,j)}]$ is a purple or red edge in G_l , then $[D^t g_{k,l+1}(\{d_{(l,i)}, d_{(l,j)}\})]$ is a purple edge in G_k .*

Proof: It suffices to show two things:

- (1) $D^t g_{k,l+1}(\{d_{(l,i)}, d_{(l,j)}\})$ is a turn in some edge path $f_l^p(e_{l,m})$ with $p \geq 1$ and
- (2) $Dg_{k,l+1}(d_{l,i})$ and $Dg_{k,l+1}(d_{l,j})$ are periodic directions for f_l .

We will proceed by induction and start with (1). For the base case of (1) assume that the turn $\{d_{(k-1,i)}, d_{(k-1,j)}\}$ is represented by a purple or red edge in G_{k-1} . Then $f_{k-1}^p(e_{k-1,t}) = s_1 \dots \overline{e_{(k-1,i)}} e_{(k-1,j)} \dots s_m$ for some edges $e_{(k-1,t)}, s_1, \dots, s_m \in \mathcal{E}_{k-1}$ and $p \geq 1$. By Lemma 5.2, $e_{k-1,t}$ is contained in the edge path $g_{k-1} \circ \dots \circ g_1 \circ g_n \circ \dots \circ g_{k+1}(e_{k,t})$. Thus, since $f_{k-1}^p(e_{k-1,t}) = s_1 \dots \overline{e_{(k-1,i)}} e_{(k-1,j)} \dots s_m$ and no $g_{i,j}(e_{j-1,t})$ can have cancellation, $f_{k-1}^p \circ g_{k-1} \circ \dots \circ g_1 \circ g_n \circ \dots \circ g_{k+1}(e_{k,t})$ contains $s_1 \dots \overline{e_{(k-1,i)}} e_{(k-1,j)} \dots s_m$ as a subpath. Applying g_k to $f_{k-1}^p \circ g_{k-1} \circ \dots \circ g_1 \circ g_n \circ \dots \circ g_k(e_{k-1,t})$, we get $f_k^{p+1}(e_{k,t})$.

Suppose first that $Dg_k(e_{k-1,i}) = e_{k,i}$ and $Dg_k(e_{k-1,j}) = e_{k,j}$. Then $g_k(\dots \overline{e_{(k-1,i)}} e_{(k-1,j)} \dots) = \dots \overline{e_{(k,i)}} e_{(k,j)} \dots$, with possibly different edges before and after $\overline{e_{k,i}}$ and $e_{k,j}$ than before and after

$\overline{e_{k-1,i}}$ and $e_{k-1,j}$. Thus, in this case, $f_k^{p+1}(\dots \overline{e_{k-1,i}} e_{(k-1,j)} \dots)$ contains the turn $\{d_{(k,i)}, d_{(k,j)}\}$, which in this case is $D^t g_k(\{d_{(k-1,i)}, d_{(k-1,j)}\})$. So $D^t g_k(\{d_{(k-1,i)}, d_{(k-1,j)}\})$ is represented by an edge in G_k .

Now suppose that $g_k : e_{k-1,j} \mapsto e_{k,l} e_{k,j}$. Then $g_k(\dots \overline{e_{k-1,i}} e_{(k-1,j)} \dots) = \dots \overline{e_{(k,i)}} e_{(k,l)} e_{(k,j)} \dots$, (again with possibly different edges before and after $\overline{e_{k,i}}$ and $e_{k,j}$). So $g_k(\dots \overline{e_{k-1,i}} e_{(k-1,j)} \dots)$ contains the turn $\{\overline{d_{(k,l)}}, d_{(k,j)}\}$, which in this case is $D^t g_k(\{d_{(k-1,i)}, d_{(k-1,j)}\})$, so $D^t g_k(\{d_{(k-1,i)}, d_{(k-1,j)}\})$ is again represented by an edge in G_k .

Finally, suppose that g_k is defined by $g_k : e_{k-1,j} \mapsto e_{k,j} e_{k,l}$. Unless $\overline{e_{k-1,i}} = e_{(k-1,j)}$, $g_k(\dots \overline{e_{k-1,i}} e_{(k-1,j)} \dots) = \dots \overline{e_{(k,i)}} e_{(k,j)} e_{(k,l)} \dots$, which contains the turn $\{d_{(k,i)}, d_{(k,j)}\} = D^t g_k(\{d_{(k-1,i)}, d_{(k-1,j)}\})$, implying that $D^t g_k(\{d_{(k-1,i)}, d_{(k-1,j)}\})$ is represented by an edge in G_k in this case also.

If $\overline{e_{k-1,i}} = e_{k-1,j}$, then we are actually in a reflection of the previous case. The other cases ($g_k : \overline{e_{k-1,i}} \mapsto \overline{e_{k,i}} e_{k,l}$ and $g_k : \overline{e_{k-1,i}} \mapsto e_{k,l} \overline{e_{k,i}}$) follow similarly by symmetry. We have thus completed the base case for our proof of (1).

We now must prove the base case for (2). Since $[D^t g_k(\{d_{(k-1,i)}, d_{(k-1,j)}\})] = [Dg_k(d_{(k-1,i)}), Dg_k(d_{(k-1,j)})]$, both vertices of $[D^t g_k(\{d_{(k-1,i)}, d_{(k-1,j)}\})]$ are directions in the image of Dg_k . By Lemma 5.19, combined with Lemma 5.10, this means that both vertices represent periodic directions. Thus, $[D^t g_k(\{d_{(k-1,i)}, d_{(k-1,j)}\})]$ is actually a purple edge in G_k , concluding our proof of the base case.

Now suppose inductively that $[d_{(l,i)}, d_{(l,j)}]$ is a purple or red edge in G_l and $[D^t g_{k-1,l+1}(\{d_{(l,i)}, d_{(l,j)}\})]$ is a purple edge in G_{k-1} . Then the base case implies that $[D^t g_k(D^t g_{k-1,l+1}(\{d_{(l,i)}, d_{(l,j)}\}))]$ is a purple edge in G_k . But $D^t g_k(D^t g_{k-1,l+1}(\{d_{(l,i)}, d_{(l,j)}\})) = D^t g_{k,l+1}(\{d_{(l,i)}, d_{(l,j)}\})$. So the lemma is proved. QED.

We have now shown that every ideally decomposed Type (*) representative satisfies

AM Property IV: If $[d_{(l,i)}, d_{(l,j)}]$ is a purple or red edge in G_l , then $[D^C g_{k,l+1}(\{d_{(l,i)}, d_{(l,j)}\})]$ is a purple edge in G_k .

5.6 The Red Turn and AM Property V

The aim of this subsection is to better understand red edges, their properties, and how they are “created.” This subsection should also begin to shed light on how generic edges in an ideal Whitehead graph are “created” by generators in an ideal decomposition.

For this subsection, $g : \Gamma \rightarrow \Gamma$ is an ideally decomposed Type (*) representative of $\phi \in \text{Out}(F_r)$ with the standard ideal decomposition notation.

As above, we say that g_k creates the edge $e = [d_{(k,i)}, d_{(k,j)}]$ of G_k if g_k is defined by either $e_{k-1,i} \mapsto \overline{e_{k,j}} e_{k,i}$ or $e_{k-1,j} \mapsto \overline{e_{k,i}} e_{k,j}$. The first and second of the following lemmas, together with Lemma 5.25, tell us that g_k “creating” $\{\overline{d_k^a}, d_k^u\}$ means what we intuitively want for it to mean.

Lemma 5.21. For each $1 \leq l, k \leq n$, $[D^t g_{l,k}(\{\overline{d_{k-1}^a}, d_{k-1}^u\})]$ is a purple edge in G_l .

Proof: By Property IV proved in Lemma 5.20, it suffices to show that $[\overline{d_{k-1}^a}, d_{k-1}^u]$ is a colored edge of G_{k-1} . This was shown in Corollary 5.16.

QED.

Lemma 5.22. $[\overline{d_k^a}, d_k^u]$ is not in $D^C g_k(G_{k-1})$.

Proof: By Lemma 5.20, all purple and red edges of G_{k-1} are mapped to purple edges in G_k . On the other hand, $[\overline{d_k^a}, d_k^u]$ is a red edge in G_k . Thus, $[\overline{d_k^a}, d_k^u]$ is not in $D^C g_k(G_{k-1})$. QED.

Remark 5.23. Notice that the above lemmas also show the uniqueness of g_k once the red edge and red nonperiodic direction vertex of G_k are known. This is explained further in the next section.

The following Lemma (together with Corollary 5.16) gives *AM Property V*.

Lemma 5.24. *LW(g) can have at most 1 edge segment connecting the nonperiodic red direction vertex to the set of purple periodic direction vertices.*

Proof: First notice that the nonperiodic direction vertex is the red vertex d_k^u in G_k . If $g_k(e_{k-1,i}) = e_{k,i}e_{k,j}$, then the red direction in G_k is $\overline{d_{k,i}}$ (where $d_{k,i} = D_0(e_{k,i})$ and $d_{k,j} = D_0(e_{k,j})$). If g_k is the final generator in the decomposition, then the vertex $\overline{d_{k,i}}$ will be adjoined to the vertex for $d_{k,j}$ and only $d_{k,j}$, as every occurrence of $e_{k-1,i}$ in the image under $g_{k-1,1}$ of any edge has been replaced by $e_{k,i}e_{k,j}$ and every occurrence of $\overline{e_{k,i}}$ has been replaced by $\overline{e_{k,i}e_{k,j}}$, ie, there are no copies of $e_{k,j}$ without $e_{k,i}$ following them and no copies of $\overline{e_{k,i}}$ without $\overline{e_{k,j}}$ preceding them. QED.

We have now shown that every ideally decomposed Type (*) representative satisfies

AM Property V: Each $C(G_k)$ can have at most one edge segment connecting the red (nonperiodic) vertex of G_k to the set of purple (periodic) vertices of G_k . This single edge is red and is in fact the edge $[t_k^R] = [d_k^u, \overline{d_k^a}]$.

5.7 The Ingoing Nielsen Generator and AM Property VI

Given an LTT structure G_k in a Type (*) representative ideal decomposition (or even just given the red vertex or red edge), there is only one possibility for the generator g_k entering G_k . We will use this fact when constructing representatives yielding our desired ideal Whitehead graphs.

We continue to assume that $g : \Gamma \rightarrow \Gamma$ is an ideally decomposed Type () representative of $\phi \in \text{Out}(F_r)$ with the standard ideal decomposition notation.*

The following lemma gives AM Property VI.

Lemma 5.25. *Let $g : \Gamma \rightarrow \Gamma$ be an ideally decomposed Type (*) representative of $\phi \in \text{Out}(F_r)$ with the standard notation. Suppose that the unique red edge in G_k is $[t_k^R] = [d_{(k,j)}, \overline{d_{(k,i)}}]$ and that the vertex representing $d_{k,j}$ is red. Then $g_k(e_{k-1,j}) = e_{k,i}e_{k,j}$ and $g_k(e_{k-1,t}) = e_{k,t}$ for $e_{k-1,t} \neq (e_{k-1,j})^{\pm 1}$, where $D_0(e_{s,t}) = d_{s,t}$ and $D_0(\overline{e_{s,t}}) = \overline{d_{s,t}}$ for all s, t .*

Proof: By the definition of an ideal decomposition, g_k must be of the form $g_k : e_{k-1,j} \mapsto e_{k,i}e_{k,j}$ ($g_k(e_{k-1,i}) = e_{k,i}$ for $e_{k-1,i} \neq (e_{k-1,j})^{\pm 1}$ and $e_{k,i} \neq (e_{k,j})^{\pm 1}$). Corollary 5.16 indicates that $D_0(e_{k,j}) = d_k^u$, i.e. the direction associated to the red vertex of G_k . In other words, the second index of d_k^u uniquely determines the index j and so $e_{k-1,j} = e_{k-1}^{pu}$ and $e_{k,i} = e_k^a$. Additionally, the proof of Corollary 5.16 indicates that $[\overline{d_{(k,i)}}, d_{(k,j)}]$ is the red edge of G_k . This means that we must have $e_{k,i} = e_k^a$. g_k has thus been determined to be $g_k : e_{k-1}^{pu} \mapsto e_k^a e_k^u$, i.e. $e_{k-1,j} \mapsto e_{k,i}e_{k,j}$, as desired. QED.

Definition 5.26. The g_k in Lemma 5.25 will be called the *ingoing Nielsen generator* for G_k .

We have now shown that every ideally decomposed Type (*) representative satisfies

AM Property VI: Given that $[t_k^R] = [d_k^u, \overline{d_k^a}]$ is the red edge of G_k and d_k^u labels the single red vertex of G_k , g_k is defined by $g_k(e_{k-1}^{pu}) = e_k^a e_k^u$ and $g_k(e_{k-1,i}) = e_{k,i}$ for $e_{k-1,i} \neq (e_{k-1}^{pu})^{\pm 1}$, where $D_0(e_k^u) = d_k^u$, $D_0(\overline{e_k^a}) = \overline{d_k^a}$, $e_{k-1}^{pu} = e_{(k-1,j)}$, and $e_k^u = e_{k,j}$.

5.8 Isomorphic Ideal Whitehead Graphs and AM Property VII

The aim of this subsection is *AM Property VII* (stated in Proposition 5.27), giving that representatives of the same outer automorphism have isomorphic ideal whitehead graphs.

Proposition 5.27. *Let $g : \Gamma \rightarrow \Gamma$ be an ideally decomposed Type (*) representative of $\phi \in \text{Out}(F_r)$ with the standard notation. For each $0 \leq l, k \leq n$, $Dg_{l,k+1}$ induces an isomorphism from $SW(f_k)$ onto $SW(f_l)$.*

The proof of the proposition will come after the following two lemmas used in the proof. Notice that Lemma 5.10 implies that $SW(f_k)$ and $SW(f_l)$ are isomorphic and so the key point of the proposition is that this isomorphism is induced by $Dg_{l,k+1}$.

Lemma 5.28. *Each $D^C f_k$ maps the purple subgraph $PI(G_k)$ of G_k isomorphically (as a graph) onto itself. Further, the graph isomorphism preserves the vertex and edge labels.*

Proof: Lemma 5.20 implies that $D^C f_k$ maps the purple subgraph of G_k into itself. However, Df_k fixes all directions corresponding to vertices of the purple graph. Thus, $D^C f_k$ restricted to $PI(G_k)$ is a label-preserving graph isomorphism onto its image.

QED.

Lemma 5.29. *The set of purple edges of G_{k-1} is mapped by $D^C g_k$ injectively into the set of purple edges of G_k .*

Proof: Since d_k^a is the only direction with more than one preimage of Dg_k and these two preimages are d_{k-1}^{pa} and d_{k-1}^{pu} , the only edges in G_k with more than one preimage under $D^C g_k$ are those of the form $[d_{(k,i)}, d_k^a]$ and the two preimages are the edges $[d_{(k-1,i)}, d_{k-1}^{pa}]$ and $[d_{(k-1,i)}, d_{k-1}^{pu}]$ in G_{k-1} . However, by Proposition 5.14, either $e_{k-1}^u = e_{k-1}^{pu}$ or $e_{k-1}^u = e_{k-1}^{pa}$, meaning that one of the preimages of d_k^a is actually d_{k-1}^u , i.e. one of the preimage edges is actually $[d_{(k-1,i)}, d_{k-1}^u]$. Since $[t_{k-1}^R]$ is the only purple or red edge of G_{k-1} containing d_{k-1}^u , one of the preimages of $[d_{(k,i)}, d_k^a]$ must be $[e_{k-1}^R]$, leaving only one possible purple preimage.

QED.

Proof of Proposition 5.27: Since compositions of injective maps are injective, by Lemma 5.29, the set of purple edges of G_k is mapped injectively by $D^C g_{l,k+1}$ into the set of purple edges of G_l . Likewise, the set of purple edges of G_l is mapped injectively by $D^C g_{k,l+1}$ into G_k . Additionally, by the first lemma proved above, $D^C f_k = (D^C g_{k,l+1}) \circ (D^C g_{l,k+1})$ is a bijection. Thus, since each of these sets of edges is a finite set, the map that $D^C g_{l,k+1}$ induces on the set of purple edges of G_k is a bijection. It is only left to show that two purple edges share a vertex in G_k if and only if their images under $D^C g_{l,k+1}$ share a vertex in G_l .

Suppose that we have two purple edges $[x, d_1]$ and $[x, d_2]$ in G_k sharing the vertex x . Then $D^C g_{l,k+1}([x, d_1]) = [Dg_{l,k+1}(x), Dg_{l,k+1}(d_1)]$ and $D^C g_{l,k+1}([x, d_2]) =$

$[Dg_{l,k+1}(x), Dg_{l,k+1}(d_2)]$ share the vertex $Dg_{l,k+1}(x)$. This proves the forward direction. To prove the other direction, observe that, if two purple edges $[w, d_3]$ and $[w, d_4]$ in G_l share the vertex w , then $[D^t g_{k,l+1}(\{w, d_3\})] = [Dg_{k,l+1}(w), Dg_{k,l+1}(d_3)]$ and $[D^t g_{k,l+1}(\{w, d_4\})] = [Dg_{k,l+1}(w), Dg_{k,l+1}(d_4)]$ share the vertex $Dg_{k,l+1}(w)$ in G . Since $D^C f_l$ is an isomorphism on $PI(G_l)$, $D^C g_{l,k+1}$ and $D^C g_{k,l+1}$ act on inverses. So the preimages of $[w, d_3]$ and $[w, d_4]$ under $D^C g_{l,k+1}$ share a vertex in G_l . QED.

Corollary 5.30. (of Proposition 5.27) *Purple edges of G_k are images under $D^C g_k$ of purple edges of G_{k-1} .*

Proof of Corollary: From the proposition, we know that $D^C g_k$ gives a bijection on the set of purple edges of G_{k-1} . In particular, it is surjective, meaning that the purple edges of G_k are all images under Dg_k of purple edges of G_{k-1} , as desired. QED.

We have now shown that every ideally decomposed Type (*) representative satisfies:

AM Property VII: $Dg_{l,k+1}$ induces an isomorphism from $SW(f_k)$ onto $SW(f_l)$ for $0 \leq l, k \leq n$.

5.9 Irreducibility and AM Property VIII

In order for a train track map to represent a fully irreducible outer automorphism, it certainly needs to be irreducible. We begin this subsection with several definitions.

Definition 5.31. The *transition matrix* for an irreducible TT representative g is the square matrix such that, for each i and j , the ij^{th} entry is the number of times $g(E_j)$ crosses E_i in either direction. A matrix $A = [a_{ij}]$ is an *irreducible matrix* if each entry $a_{ij} \geq 0$ and if, for each i and j , there exists a $k > 0$ so that the ij^{th} entry of A^k is strictly positive. If the same k works for each index pair $\{i, j\}$, then the matrix is called *aperiodic*. If each sufficiently high k works for all index pairs $\{i, j\}$, then the matrix is called *Perron-Frobenius (PF)*. [BH92]

Remark 5.32. PF matrices are part of the Full Irreducibility Criterion. We collect here the following facts about transition matrices and PF matrices:

- (1) Any power of a Perron-Frobenius matrix is Perron-Frobenius and irreducible.
- (2) A power of an irreducible matrix need not be irreducible.
- (3) While aperiodic matrices are irreducible, the converse is not always true.
- (4) A topological representative is irreducible if and only if its transition matrix is irreducible [BH92].

The following three lemmas give properties stemming from irreducibility (though not proving irreducibility). Together they comprise AM Property VIII.

We will assume that $g : \Gamma \rightarrow \Gamma$ is a semi-ideally decomposed train track representative of $\phi \in \text{Out}(F_r)$ with the standard notation.

Lemma 5.33. *For each $1 \leq j \leq r$, there exists a k such that either $e_k^u = E_{k,j}$ or $e_k^u = \overline{E_{k,j}}$.*

Proof: Suppose, for the sake of contradiction, that, if there is some j so that $e_k^u \neq E_{k,j}$ and $e_k^u \neq \overline{E_{k,j}}$ for all k . We will proceed by induction to show that $g(E_{0,j}) = E_{0,j}$ and so g is certainly reducible. Induction will be on the k in $g_{k-1,1}$.

For the base case, we need to show that $g_1(E_{0,j}) = E_{1,j}$ if $e_1^u \neq E_{1,j}$ and $e_1^u \neq \overline{E_{1,j}}$. g_1 is defined by $e_0^{pu} \mapsto e_1^a e_1^u$ and $g_1(e_{0,1}) = e_{1,1}$ for all $e_{0,1} \neq (e_0^{pu})^{\pm 1}$. Since $e_1^u \neq E_{1,j}$ and $\overline{e_1^u} \neq \overline{E_{1,j}}$, $e_0^{pu} \neq E_{(0,j)}$ and $e_0^{pu} \neq \overline{E_{(0,j)}}$. Thus, $g_1(E_{0,j}) = E_{(1,j)}$, as desired. Now suppose inductively that $g_{k-1,1}(E_{0,j}) = E_{k-1,j}$ and that neither $e_k^u = E_{k,j}$ nor $\overline{e_k^u} = E_{k,j}$. Then $e_{k-1}^{pu} \neq E_{k-1,j}$ and $\overline{e_{k-1}^{pu}} \neq \overline{E_{k-1,j}}$. Thus, since g_k is defined by $e_{k-1}^{pu} \mapsto e_k^a e_k^u$ and $g_k(e_{k-1,l}) = e_{k,l}$ for all $e_{k-1,l} \neq (e_{k-1}^{pu})^{\pm 1}$, $g_k(E_{k-1,j}) = E_{k,j}$. So $g_{k,1}(E_{0,j}) = g_k(g_{k-1,1}(E_{0,j})) = g_k(E_{k-1,j}) = E_{(k,j)}$, as desired. Inductively, this proves that $g(E_{0,j}) = E_{0,j}$, we have our contradiction and the lemma is proved. QED

Lemma 5.34. *For each $1 \leq j \leq r$, either $e_k^a = E_{k,j}$ or $e_k^a = \overline{E_{k,j}}$ for some k .*

Proof: For the sake of contradiction, suppose that, for some $1 \leq j \leq r$, $e_k^a \neq E_{k,j}$ and $e_k^a \neq \overline{E_{k,j}}$ for each k . The goal will be to inductively show that, for each $E_{0,i}$ with $E_{0,i} \neq E_{0,j}$ and $E_{0,i} \neq \overline{E_{(0,j)}}$, $g(E_{0,i})$ does not contain $E_{0,j}$ and does not contain $\overline{E_{0,j}}$ (contradicting irreducibility).

We start with the base case. g_1 is defined by $e_0^{pu} \mapsto e_1^a e_1^u$ (and $g_1(e_{0,l}) = e_{1,l}$ for all $e_{0,l} \neq (e_0^{pu})^{\pm 1}$). First suppose that either $E_{0,j} = e_0^{pu}$ or $E_{0,j} = \overline{e_0^{pu}}$. Then $e_0^{pu} \neq E_{0,i}$ and $e_0^{pu} \neq \overline{E_{0,i}}$ (since $E_{0,i} \neq E_{0,j}$ and $E_{0,i} \neq \overline{E_{(0,j)}}$) and so $g_1(E_{0,i}) = E_{1,i}$, which does not contain $E_{1,j}$ or $\overline{E_{1,j}}$. Now suppose that $E_{0,j} \neq e_0^{pu}$ and $E_{0,j} \neq \overline{e_0^{pu}}$. Then $e_1^a e_1^u$ does not contain $E_{1,j}$ or $\overline{E_{1,j}}$ (since $e_k^a \neq (E_{k,j})^{\pm 1}$ by the assumption), which means that $E_{1,j}$ and $\overline{E_{1,j}}$ are not in the image of $E_{0,i}$ if $E_{0,i} = e_0^{pu}$ (since the image is of $E_{0,i}$ is then $e_1^a e_1^u$) and are not in the image of $\overline{E_{0,i}}$ (since the image is $\overline{e_1^a e_1^u}$) and are not in the image $E_{0,i}$ if $E_{0,i} \neq e_0^{pu}$ and $E_{0,i} \neq \overline{e_0^{pu}}$ (since the image is $E_{1,i}$, which does not equal $E_{1,j}$ or $\overline{E_{1,j}}$). So the base case is proved.

Now inductively suppose that $g_{k-1,1}(E_{0,i})$ does not contain $E_{k-1,j}$ or $\overline{E_{k-1,j}}$. A similar analysis to the above shows that $g_k(E_{k-1,i})$ does not contain $E_{k,j}$ or $\overline{E_{k,j}}$ for any $E_{k,i} \neq E_{k,j}$ and $E_{k,i} \neq \overline{E_{k,j}}$. Since $g_{k-1,1}(E_{k-1,i})$ does not contain $E_{k-1,j}$ or $\overline{E_{k-1,j}}$, $g_{k-1,1}(E_{0,i}) = e_1 \dots e_m$ with each $e_i \neq E_{k-1,j}$ and $e_i \neq \overline{E_{k-1,j}}$. Thus, no $g_k(e_i)$ contains $E_{k,j}$ or $\overline{E_{k,j}}$, which means that $g_{k,1}(E_{0,i}) = g_k(g_{k-1,1}(E_{0,i})) = g_k(e_1) \dots g_k(e_m)$ does not contain $E_{k,j}$ or $\overline{E_{k,j}}$. This completes the inductive step and thus proves the lemma. QED.

Remark 5.35. While the above lemmas are necessary for g to be irreducible, they are not sufficient to prove the irreducibility of a semi-ideally decomposed representative. For example, the composition of $a \mapsto ab$, $b \mapsto ba$, $c \mapsto cd$, and $d \mapsto dc$ would satisfy these lemmas, but is clearly reducible. On the other hand, Lemma 6.1 below gives a necessary and sufficient condition for irreducibility.

Definition 5.36. Let $g = g_n \circ \dots \circ g_1 : \Gamma \rightarrow \Gamma$ be a semi-ideally decomposed Type (*) representative of $\phi \in \text{Out}(F_r)$ with the standard notation, except that we return to the convention of Lemma 5.2 and index the generators in the decomposition of all powers g^p of g so that $g^p = g_{pn} \circ g_{pn-1} \circ \dots \circ g_{(p-1)n} \circ \dots \circ g_{(p-2)n} \circ \dots \circ g_{n+1} \circ g_n \circ \dots \circ g_1$ ($g_{mn+i} = g_i$, but we want to use the indices to keep track of a generator's place in the decomposition of g^p). Again, with this notation, $g_{k,l}$ will mean $g_k \circ \dots \circ g_l$. We recursively define the *edge containment sequence* for an edge $E_{j,0}$ of Γ (or just for j). For $1 \leq j \leq r$, the *level-1 edge containment set* for j , denoted \mathcal{C}_j^1 , contains each index i such that, for some k , $e_k^{pu} = (E_{k,j})^{\pm 1}$ and $e_{k+1}^a = (E_{k+1,i})^{\pm 1}$. Recursively define the *level k edge containment*

set for j , denoted \mathcal{C}_j^k , as $\bigcup_{i \in \mathcal{C}_j^{k-1}} \mathcal{C}_i^1$ with duplicates of indices removed. The *edge containment sequence* for $E_{j,0}$ (or just j) is $\{\mathcal{C}_j^1, \mathcal{C}_j^2, \dots\}$.

Lemma 5.37. *g has a Perron-Frobenius transition matrix if and only if for each $1 \leq k, l \leq r$, we have $l \in \mathcal{C}_k^i$ for some i .*

Proof: Suppose that for some $1 \leq k, l \leq r$, we have that l is not in \mathcal{C}_k^i for any i . Let H be the subgraph of Γ that includes precisely the edges E_t where $t \in \mathcal{C}_k^i$ for some i . Then it is not too difficult to see that H is a proper invariant subgraph (proper since it does not contain E_l). This proves that g is not irreducible and, in particular, does not have a Perron-Frobenius transition matrix.

Now suppose that for each $1 \leq k, l \leq r$, we have that $l \in \mathcal{C}_k^i$ for some i . This means that for each $1 \leq k, l \leq r$ some $g^{p(k,l)}(E_k)$ passes over E_l (in some direction). Let p be the least common multiple of the $p(k, l)$. Then $M^{p(k,l)}$ is strictly positive where M is the transition matrix for g . And, in fact, M^N is strictly positive for any $N \geq p(k, l)$, since g maps each E_l over itself. This proves that g has a Perron-Frobenius transition matrix and thus proves the reverse direction.

QED.

Remark 5.38. It will be relevant later that a semi-ideally decomposed train track representative satisfies that, for each $1 \leq k, l \leq r$, we have $l \in \mathcal{C}_k^i$ for some i , is not just irreducible, but actually has a Perron-Frobenius transition matrix. Since this is a condition in the FIC, it is useful to have this way to check the condition.

We have now shown that every ideally decomposed Type (*) representative satisfies:

AM Property VIII: g is irreducible (and, in fact, has a PF transition matrix), i.e.

- (a) for each $1 \leq j \leq r$, either $e_k^u = E_{k,j}$ or $e_k^u = \overline{E_{k,j}}$ for some k ;
- (b) for each $1 \leq j \leq r$, either $e_k^a = E_{k,j}$ or $e_k^a = \overline{E_{k,j}}$ for some k ; and
- (c) for each $1 \leq k, l \leq r$, we have that $l \in \mathcal{C}_k^i$ for any i .

5.10 Admissible Map Properties Summarized

We proved in this section that a list of properties hold for any ideally decomposed Type (*) representative of a $\phi \in \text{Out}(F_r)$. However, one can at least analyze whether they hold in any situation where $\Gamma = \Gamma_0 \xrightarrow{g_1} \Gamma_1 \xrightarrow{g_2} \dots \xrightarrow{g_{n-1}} \Gamma_{n-1} \xrightarrow{g_n} \Gamma_n = \Gamma$ is an ideal decomposition of a TT representative g such that $SW(g)$ is a Type (*) pIWG.

For the sake of clarity we list here the properties we proved hold for ideally decomposed Type (*) representatives and call them “Admissible Map (AM) Properties”. We use the standard ideal decomposition notation.

Definition 5.39. Let \mathcal{G} be a Type (*) pIWG. Let $(g_{(i-k,i)}, G_{i-k-1}, G_i)$, with $k \geq 0$, be a triple such that $g_{i-k,i}$ can be decomposed as $\Gamma_{i-k-1} \xrightarrow{g_{i-k}} \Gamma_{i-k} \xrightarrow{g_{i-k+1}} \dots \xrightarrow{g_{i-1}} \Gamma_{i-1} \xrightarrow{g_i} \Gamma_i$, with a sequence of LTT structures for \mathcal{G}

$$G_{i-k-1} \xrightarrow{D^T(g_{i-k})} G_{i-k} \xrightarrow{D^T(g_{i-k+1})} \dots \xrightarrow{D^T(g_{i-1})} G_{i-1} \xrightarrow{D^T(g_i)} G_i.$$

We say $(g_{(i-k,i)}, G_{i-k-1}, G_i)$ satisfies the *Admissible Map (AM) Properties* if it satisfies:

AM Property I: Each LTT structure G_j , with $i - k - 1 \leq j \leq i$, is birecurrent.

AM Property II: For each LTT structure G_j , with $i - k - 1 \leq j \leq i$, the illegal turn T_{j+1} for the generator g_{j+1} exiting G_j contains the unachieved direction d_j^u for the generator g_j entering the graph G_j , i.e. either $d_j^u = d_j^{pa}$ or $d_j^u = d_j^{pu}$.

AM Property III: In each LTT structure G_j , with $i - k - 1 \leq j \leq i$, the vertex labeled d_j^u and the edge $[t_j^R] = [d_j^u, \overline{d_j^a}]$ are both red.

AM Property IV: For all $i - k - 1 \leq j < m \leq i$, if $[d_{(j,i)}, d_{(j,l)}]$ is a purple or red edge in G_j , then $D^C g_{m,j+1}([d_{(j,i)}, d_{(j,l)}])$ is a purple edge in G_m .

AM Property V: For each $i - k - 1 \leq j \leq i$, $C(G_j)$ has precisely one edge segment containing the red (nonperiodic) vertex d_j^u of G_j . This single edge is red and is in fact $[t_j^R] = [d_j^u, \overline{d_j^a}]$.

AM Property VI: For each $i - k \leq j \leq i$, the generator g_j is defined by $g_j : e_{j-1}^{pu} \mapsto e_j^a e_j^u$ (where $e_j^u = e_{j,m}$, $D_0(e_j^u) = d_j^u$, $D_0(\overline{e_j^a}) = \overline{d_j^a}$, and $e_{j-1}^{pu} = e_{j-1,m}$).

AM Property VII: $Dg_{l,j+1}$ induces an isomorphism from $SW(f_j)$ onto $SW(f_l)$ for all $i - k - 1 \leq j < l \leq i$.

AM Property VIII: g is irreducible (and, in fact, has a Perron-Frobenius transition matrix), i.e.

- (a) for each $1 \leq j \leq r$, either $e_m^u = E_{m,j}$ or $e_m^u = \overline{E_{m,j}}$ for some m ;
- (b) for each $1 \leq j \leq r$, either $e_m^a = E_{m,j}$ or $e_m^a = \overline{E_{m,j}}$ for some m ; and
- (c) for each $1 \leq m, l \leq r$, we have that $l \in C_m^i$ for any i .

6 Lamination Train Track Structures are Lamination Train Track Structures

In this section we simply show that the LTT structures defined in Subsection 4.2 are indeed abstract LTT structures.

Lemma 6.1. *Let $g : \Gamma \rightarrow \Gamma$ be a Type (*) representative of $\phi \in \text{Out}(F_r)$ such that $IW(g) \cong \mathcal{G}$. Then $G(g)$ is a Type (*) LTT structure with base graph Γ . Furthermore,*

1. $PI(G(g)) \cong \mathcal{G}$ and
2. if $\Gamma = \Gamma_0 \xrightarrow{g_1} \Gamma_1 \xrightarrow{g_2} \dots \xrightarrow{g_{n-1}} \Gamma_{n-1} \xrightarrow{g_n} \Gamma_n = \Gamma$ is an ideal decomposition of g with the standard notation, then each $G_j = G(f_j)$ is a Type (*) LTT structure with base graph Γ_j such that
 - a. $PI(G_j) \cong \mathcal{G}$,
 - b. the vertex labeled d_j^u is the red vertex of G_j , and
 - c. the red edge of G_j is $[t_j^R] = [d_j^u, \overline{d_j^a}]$.

Proof: We first need that each G_j is a Type (*) LTT structure with base graph Γ_j . However, since each f_j is also an ideally decomposed Type (*) representative with the same ideal Whitehead graph as $G(g)$ (and even the same ideal decomposition with simply a shifting of indices), it suffices to show that $G(g)$ is a Type (*) LTT structure with base graph Γ .

For STTG1 to hold, we need that $G(g)$ has a colored edge containing each vertex, since each vertex labeled d_i or $\overline{d_i}$ is contained in the black edge $[e_i]$. Note that this would also prove STTG3 and LTT5. Since \mathcal{G} must have $2r - 1$ vertices and $PI(G(g)) \cong \mathcal{G}$, there is at most one vertex without

a colored edge containing it. However, this vertex must be the red vertex contained in the red edge $[t_n^R] = [d_n^u, \overline{d_n^a}]$ by AM Property V and Corollary 5.16, in particular. We now prove STTG2. Colored edges of $G(g)$ contain distinct vertices because they correspond to turns taken by images of edges. The black edges contain distinct vertices because they connect the directions corresponding to the initial and terminal directions in each edge of Γ , which are distinct. This proves STTG2 and $G(g)$ is a smooth train track graph.

LTT1-LTT3 hold by construction (in the definition of $G(g)$). That the edges of $G(g)$ are either black, purple, or red follows from the construction of the definition. LTT4(Black Edges) holds by construction (in the definition of $G(g)$). If an edge is red in $G(g)$, by how $G(g)$ is constructed, it means that the edge is in $LW(g)$, but not in $SW(g)$. For this to be true, it must have a nonperiodic vertex, i.e. a red vertex. This implies both LTT4(Red Edges) and LTT4(Purple Edges). Since LTT5 was proved above, we are left to show that Γ is a base for $G(g)$, but this can also easily be seen to be true by construction in the definition of $G(g)$.

LTT(*)1 holds because the fact that each Γ_j is a rose means that each G_j has $2r$ vertices and because AM Property VII implies that each G_j has precisely $2r - 1$ purple vertices. LTT(*)2 holds by AM Property V

(1) is true by construction. (2a) is true by (1) combined with AM Property VII. (2b) and (2c) are true by AM Property III.

QED

7 Extensions, Switches, Construction Compositions, Switch Paths, and Peels

Let \mathcal{G} be a Type (*) pIWG. We saw in Section 3 that, if there is an ageometric, fully irreducible $\phi \in \text{Out}(F_r)$ with $IW(\phi) \cong \mathcal{G}$, then there is a Type (*) representative g of a power of ϕ . By Section 5, such a representative would satisfy AM Properties I-VIII. Thus, if we can show that a representative satisfying all these properties does not exist, then we have shown that the Type (*) representative cannot exist, and thus that there is no ageometric, fully irreducible $\phi \in \text{Out}(F_r)$ with $IW(\phi) \cong \mathcal{G}$.

We will show how to construct all ideally decomposed representatives satisfying the AM properties by determining, given knowledge of an LTT structure G_k in the decomposition, all possibilities for g_k and G_{k-1} respecting the AM properties. We prove in Proposition 7.15 that, if the structure G_k and a purple edge $[d, d_k^a]$ in G_k are set, then there is only one g_k possibility and at most two G_{k-1} possibilities (one possible triple (g_k, G_{k-1}, G_k) will be called a “switch” and the other an “extension”).

In Section 8, we construct the “PreAdmissible Map (PreAM) Diagram” for \mathcal{G} (denoted $PreAMD(\mathcal{G})$) from all “permitted switches” and “permitted extensions.” Then, from $PreAMD(\mathcal{G})$, we construct the “Admissible Map (AM) Diagram” for \mathcal{G} (denoted $AMD(\mathcal{G})$), in which any Type (*) representative g with $IW(g) \cong \mathcal{G}$ will be “realizable” as a loop. Thus, as a consequence of the above, if no loop in the $AMD(\mathcal{G})$ satisfies all the AM properties, then \mathcal{G} is “unachievable.” The simplest “unachievable” examples arise when all loops in the $AMD(\mathcal{G})$ represent reducible maps.

One should note that, while we do not restrict the rank r , we only consider ageometric, fully irreducible $\phi \in \text{Out}(F_r)$ such that $IW(\phi)$ is a Type (*) pIWG. The definitions below would need to be tailored for any other circumstance.

7.1 Peels

As a warm-up for the following subsections, we describe here a geometric method for visualizing “switches” and “extensions.” It is sometimes useful to visualize switches and extensions as geometric moves (called “peels”) transforming an LTT structure G_i into an LTT structure G_{i-1} . For such a peel, we call G_i the *source LTT structure* and G_{i-1} the *destination LTT structure*.

Definition 7.1. Each of the two peels associated to a generator g_i and source LTT structure G_i involve three directed edges of G_i . The *first edge of the peel* begins with d_i^u and ends with $\overline{d_i^a}$ (it is also known as the *new red edge* in G_i). The *second edge of the peel* is the black edge from $\overline{d_i^a}$ to d_i^a (the *twice-achieved edge* in G_i). The *third edge of the peel* (the *determining edge* $[d_i^a, d]$ for the peel), starts with d_i^a and ends with some direction d , that will actually be labeled $\overline{d_{i-1}^a}$ in our peel’s destination LTT structure G_{i-1} (it will be the attaching vertex of the red edge in G_i). For each choice of a determining edge, we arrive at one “peel switch” and one “peel extension” as follows.

Starting at the vertex $\overline{d_i^a}$, split open the black edge $[\overline{d_i^a}, d_i^a]$ and the third edge $[d_i^a, d]$, keeping d fixed. The first edge of the peel now concatenates with the black edge and third edge (all internal vertices of the edge formed by the concatenation are removed) to form $[d_i^u, d]$. The split has created two edges: the third edge of the peel $[d_i^a, d]$ and an edge $[d_i^u, d]$. In the peel’s destination LTT structure, one of these edges will be purple and one will be red. If $[d_i^a, d]$ is the red edge in G_{i-1} , then the peel is called a *peel extension* (and the triple (g_i, G_{i-1}, G_i) with g_i as in AM Property VI, will be called the *potential extension associated to* $[d_i^a, d]$). A composition of peels will be called an *extended peel*. If $[d_i^a, d]$ is the red edge in G_{i-1} , then the peel will be called a *peel switch* (and the triple (g_i, G_{i-1}, G_i) with g_i as in AM Property VI, will be called the *potential switch associated to* $[d_i^a, d]$), but the structure must be further altered in this case. One could image just shifting all edges containing d_i^a to contain $\overline{d_{i-1}^a}$ instead. Alternatively, one could imagine that, instead of the peel performed as above, one at a time, for each $[d_i^a, d']$ in G_i , the peeler peels a copy of $[d_i^a, \overline{d_i^a}, d_i^u]$ off to concatenate with $[d_i^a, d']$ and form the edge $[d_i^u, d']$. Only in the case of $[d_i^a, d]$, is an edge (the new red edge) left behind by the process.

Example 7.2. The following illustrates a peel extension:

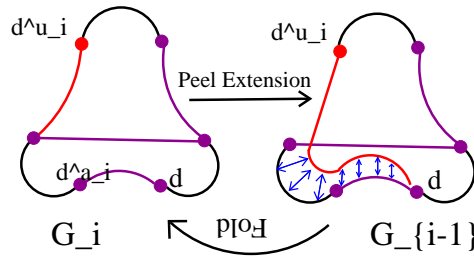


Figure 14: *Peel Extension:* Note that the *first, second, and third edges of the peel concatenate to* $[d_i^u, d]$ *after removal of the two interior vertices. Here* $[d_i^u, d]$ *is red.*

And the following illustrates a peel switch, where $[d_i^a, d]$ is the only purple edge containing the vertex labeled d_i^a :

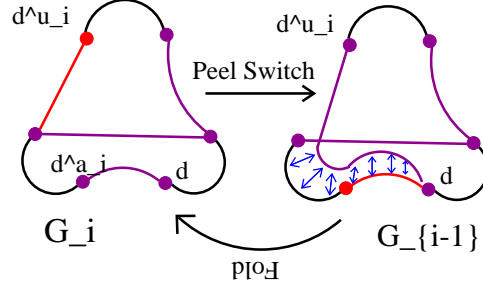


Figure 15: *Peel Switch*: Again the first, second, and third edges of the peel concatenate to $[d_i^u, d]$ after removal of the interior vertices. However, here, $[d_i^u, d]$ is purple and $[d_i^a, d]$ changes to red (as does the vertex d_i^a).

If there are other purple edges containing the vertex d_i^a , imagine first peeling each of them off as in Figure 16 below (and then either splitting open $[d, d_i^a]$ and then $[d_i^a, \overline{d_i^a}]$ starting at d or performing the peeling off of $[d, d_i^u]$, as demonstrated in Figure 15 above):

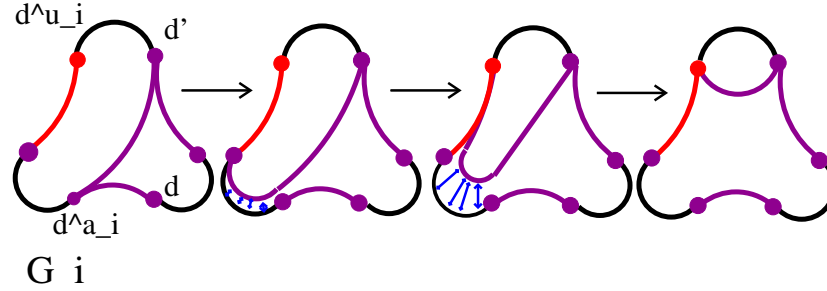


Figure 16: *Peel Switch Continued*: For each purple edge $[d_i^a, d']$ in G_i , the peeler peels a copy of $[d_i^a, \overline{d_i^a}, d_i^u]$ off to concatenate with $[d_i^a, d']$ and form the purple edge $[d_i^u, d']$.

Remark 7.3. We record here two properties of peels:

- (1) A peel can be viewed as an extension to the LTT structure of a fold inverse.
- (2) In Subsection 7.3 we see that a composition of extensions “constructs” a path (the “construction path”) in an LTT structure. This LTT structure is the source structure for the corresponding extended peel. The extended peel splits open the structure along this path.

7.2 Extensions and Switches

Let \mathcal{G} be a Type (*) pIWG. In this subsection we define (permitted) extensions and switches “entering” a Type (*) admissible LTT structure G_k for \mathcal{G} . When composed, extensions “construct” a smooth path in an LTT structure. The colored edges in the image of the path are “constructed” in \mathcal{G} (see Proposition 7.25). “Switches” change the LTT structure more dramatically, start the construction of a new path, and are necessary for reducibility. Our goal in building TT representatives will be to maximize the number of extensions and minimize the number of switches, while still creating an irreducible representative yielding the entire graph. This will allow us to more easily track our progress in “constructing” \mathcal{G} .

We collect and establish here the standard notation we will use for a Type (*) LTT structure G_k for a Type (*) pIW graph \mathcal{G} with rose base graph Γ_k .

Standard Notation for a Type (*) LTT Structure: Let G_k be a Type (*) LTT structure for a Type (*) pIW graph \mathcal{G} with rose base graph Γ_k .

- The Type (*) LTT structure definition gives a unique red vertex. Motivated by AM Property III, we denote this vertex by d_k^u and call the corresponding direction the *unachieved direction* in G_k .
- The Type (*) LTT structure definition also gives a unique red edge (containing d_k^u). Motivated again by AM Property III, we denote this edge $e_k^R = [t_k^R]$.
- The other endpoint of e_k^R is a uniquely determined purple vertex. Also motivated by AM Property III, we denote this vertex by $\overline{d_k^a}$.
- In summary, the red edge can always be denoted $e_k^R = [t_k^R] = [d_k^u, \overline{d_k^a}]$.
- There is a uniquely determined black edge with endpoint $\overline{d_k^a}$, i.e. $[d_k^a, \overline{d_k^a}]$. This edge is denoted e_k^a and called the *twice-achieved edge* in G_k .
- d_k^a will be called the *twice-achieved direction* in G_k (see Corollary 5.14).

Lemma 7.4. *Let G_k be a Type (*) LTT structure for a Type (*) pIW graph \mathcal{G} with rose base graph Γ_k and the standard notation. There exists a colored edge having an endpoint at d_k^a , so that it may be written $[d_k^a, d_{k,l}]$ and this edge must be purple.*

Proof: If d_k^a were red, the red edge would be $[d_k^a, \overline{d_k^a}]$, violating [LTT(*)3]. If $d_{k,l}$ were red, i.e. $d_{k,l} = d_k^u$, then both $[d_k^u, \overline{d_k^a}]$ and $[d_k^u, d_k^a]$ would be red, violating [LTT(*)2]. So the edge must be purple. At least one such purple edge must exist or \mathcal{G} would not have $2r - 1$ vertices. QED.

Definition 7.5. Let G_k be a Type (*) admissible LTT structure for a Type (*) pIW graph \mathcal{G} with rose base graph Γ_k and the standard notation. An *extension* associated to a purple edge $[d_k^a, d_{k,l}]$ is a triple (g_k, G_{k-1}, G_k) satisfying each of the following:

(EXTI): G_{k-1} is additionally

- (a) a Type (*) LTT structure for \mathcal{G} and
- (b) a Type (*) LTT structure with rose base graph (denoted Γ_{k-1})

(EXTII): $g_k : \Gamma_{k-1} \rightarrow \Gamma_k$ is the tight homotopy equivalence defined by $g_k(e_{k-1,j_k}) = e_{k,i_k} e_{k,j_k}$ where:

- (a) The edge sets $\mathcal{E}(\Gamma_{k-1}) = \mathcal{E}_{k-1}$ and $\mathcal{E}(\Gamma_k) = \mathcal{E}_k$ are respectively denoted:

$$\begin{aligned} \{E_{(k,1)}, \overline{E_{(k,1)}}, E_{(k,2)}, \overline{E_{(k,2)}}, \dots, E_{(k,r)}, \overline{E_{(k,r)}}\} &= \{e_{(k,1)}, e_{(k,2)}, \dots, e_{(k,2r-1)}, e_{(k,2r)}\} \text{ and} \\ \{E_{(k-1,1)}, \overline{E_{(k-1,1)}}, \dots, E_{(k-1,2r)}, \overline{E_{(k-1,2r)}}\} &= \{e_{(k-1,1)}, \dots, e_{(k-1,2r)}\} \\ \text{(we let } d_{k,j} &= D_0(e_{k,j}), \overline{d_{(k,j)}} = D_0(\overline{e_{k,j}}), d_{(k-1,j)} = D_0(e_{k-1,j}), \text{ and } \overline{d_{k-1,j}} = D_0(\overline{e_{k-1,j}})); \end{aligned}$$

- (b) $e_{k-1,j_k} \in \mathcal{E}_{k-1}$ and $e_{(k,i_k)}, e_{(k,j_k)} \in \mathcal{E}_k$ are such that $D_0(e_{k,i_k}) = d_{k,i_k} = d_k^a$ and $D_0(e_{k,j_k}) = d_{k,j_k} = d_k^u$;
- (c) $g_k(e_{k-1,i}) = e_{k,i}$ for all $e_{k-1,i} \neq e_{k-1,j_k}^{\pm 1}$.

(**EXTIII**): Dg_k induces an ornamentation-preserving graph isomorphism from $PI(G_{k-1})$ onto $PI(G_k)$ defined by sending each vertex labeled $d_{k-1,j}$ to the vertex labeled $d_{k,j}$ and extending linearly over edges.

(**EXTIV**): $d_{k-1}^u = d_{(k-1,j_k)}$, i.e. d_{k-1,j_k} labels the single red vertex in G_{k-1} .

(**EXTV**): The single red edge of G_{k-1} is $[d_{(k-1,l)}, d_{(k-1,j_k)}]$.

Remark 7.6. Using the definition of a peel extension in Subsection 7.1, one can always construct a “potential extension” (g_k, G_{k-1}, G_k) for a purple edge $[d_k^a, d_{k,l}]$. If it satisfies EXTI-EXTV, it will be the unique such extension. This uniqueness will be proved in Lemma 7.17. Another method for obtaining the potential extension is described in Definition 7.7

Standard Extension Terminology and Notation: Let G_k be a Type (*) admissible LTT structure for a Type (*) pIWG \mathcal{G} with rose base graph Γ_k and let (g_k, G_{k-1}, G_k) be an extension, as in Definition 7.5.

1. An extension will be called *admissible* if G_k and G_{k-1} are both birecurrent (and thus are actually Type (*) admissible LTT structures for \mathcal{G}).
2. We call G_{k-1} the *source LTT structure* and G_k the *destination LTT structure*.
3. The single red vertex d_{k-1,j_k} in G_{k-1} will be denoted by both d_{k-1}^{pu} and d_{k-1}^u (as before, “p” is for “pre”).
4. $\overline{d_{k-1}^a}$ denotes $d_{k-1,l}$ (and d_{k-1}^a denotes $\overline{d_{k-1,l}}$). Consequently, the red edge e_{k-1}^R in G_{k-1} can be written, among other ways, as $[d_{k-1}^u, \overline{d_{k-1}^a}]$ or $[d_{k-1}^{pu}, d_{(k-1,l)}]$.
5. e_{k-1}^{pa} denotes e_{k-1,i_k} (again “p” is for “pre”).
6. g_k will be called the *ingoing generator* and, motivated by AM Property VI, is sometimes written $g_k : e_{k-1}^{pu} \mapsto e_k^a e_k^u$.
7. We will call $[d_k^a, d_{(k,l)}]$ the (*purple*) *edge determining* (g_k, G_{k-1}, G_k) .

As explained in Subsection 7.1, but with this subsection’s notation, an extension transforms LTT structures as follows:

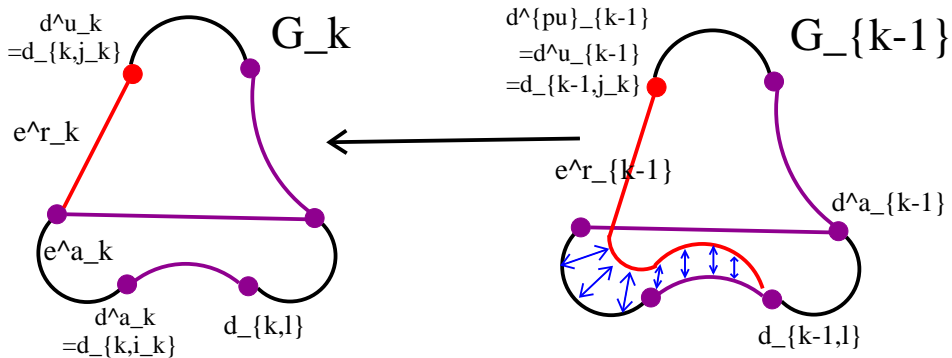


Figure 17: *Extension*

Definition 7.7. For a Type (*) admissible LTT structure G_k with Type (*) pIWG \mathcal{G} and rose base graph, we obtain the *potential extension* (g_k, G_{k-1}, G_k) associated to a purple edge $[d_k^a, d_{k,l}]$ by the following procedure (justification in Lemma 7.17):

1. Replace each vertex label $d_{k,i}$ with $d_{k-1,i}$ and each vertex label $\overline{d_{k,i}}$ with $\overline{d_{k-1,i}}$.
2. Remove the interior of the red edge from G_k .
3. Add a red edge connecting the red vertex d_{k-1,j_k} to $d_{k-1,l}$.

Remark 7.8. It can be noted that we cannot have $d_{k,l} = \overline{d_k^u}$ (similarly $e_{k,i_k} \neq (e_{k,j_k})^{\pm 1}$). If $d_{k,l} = \overline{d_k^u}$, then the red edge of G_{k-1} would be $[d_{k-1}^{pu}, \overline{d_{k-1}^{pu}}] = [d_{k-1}^u, \overline{d_{k-1}^u}]$, which would contradict that G_{k-1} is a Type (*) LTT structure because of [LTT(*)4]. The following two reasons motivate this requirement. First, $e_{k-1}^R = [d_{k-1}^u, \overline{d_{k-1}^u}]$ would force the ingoing generator for G_{k-1} to be $e_{k-2}^{pu} \mapsto e_{k-1}^u e_{k-1}^u$, which is not a generator. Second, $[d_{k-1}^u, \overline{d_{k-1}^u}]$ would be the only edge in G_{k-1} containing the vertex labeled d_{k-1}^u , forcing G_{k-1} to be nonbirecurrent (this actually motivates [LTT(*)4]).

Definition 7.9. Let G_k be a Type (*) admissible LTT structure for a Type (*) pIWG \mathcal{G} with rose base graph Γ_k with the standard notation. The *switch* associated to a purple edge $[d_k^a, d_{k,l}]$ in G_k is a triple (g_k, G_{k-1}, G_k) satisfying the properties (EXTI) and (EXTII) of Definition 7.5 (with the notation of (EXTI) and (EXTII)), as well as:

(SWITCHIII): Dg_k induces an isomorphism from $PI(G_{k-1})$ to $PI(G_k)$ defined by

$$PI(G_{k-1}) \xrightarrow{d_{k-1,j_k} \mapsto d_k^a = d_{k,i_k}} PI(G_k)$$

$(d_{k-1,t} \mapsto d_{k,t} \text{ for } d_{k-1,t} \neq d_{k-1,j_k})$ and extended linearly over edges.

(SWITCHIV): d_{k-1,i_k} labels the red nonperiodic vertex in G_{k-1} .

(SWITCHV): The single red edge of G_{k-1} is $[d_{(k-1,i_k)}, d_{(k-1,l)}]$.

Standard Switch Terminology and Notation: Let G_k be a Type (*) admissible LTT structure for a Type (*) pIW graph \mathcal{G} with rose base graph Γ_k and let (g_k, G_{k-1}, G_k) be a switch, as in Definition 7.9.

- As with extensions, a switch is *admissible* if G_k and G_{k-1} are both birecurrent (and thus actually Type (*) admissible LTT structures for \mathcal{G}).
- Again G_{k-1} is the *source LTT structure* and G_k the *destination LTT structure*.
- Again we call $[d_k^a, d_{k,j}]$ is called the *(purple) edge determining the switch* (g_k, G_{k-1}, G_k) .
- d_{k-1}^{pu} again denotes d_{k-1,j_k} , though it does not label the red vertex of G_{k-1} in the case of a switch (as it had in the case of an extension).
- d_{k-1,i_k} is denoted by both d_{k-1}^{pa} and d_{k-1}^u as, in this case, d_{k-1,i_k} is also the label on the red nonperiodic (unachieved) direction vertex of G_{k-1} .
- The red edge $e_{k-1}^R = [t_{k-1}^R]$ in G_{k-1} can thus be written as $[d_{k-1}^u, d_{k-1}^a]$ or $[d_{k-1}^{pa}, d_{k-1}^a]$ or $[d_{k-1}^{pa}, d_{k-1,l}]$, among other ways.
- g_k is still called the *ingoing generator* and can again be written $g_k : e_k^{pu} \mapsto e_k^a e_k^u$.

As explained in Subsection 7.1, but with this subsection's notation, a switch transforms LTT structures as follows:

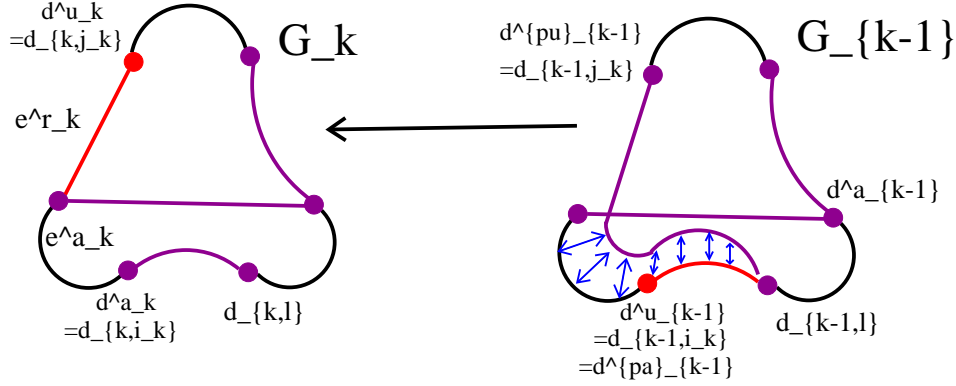


Figure 18: Switch

Remark 7.10. For similar reasons as to why we could not have $d_{k,l} = \overline{d_k^u}$ for an extension, we cannot have $d_{k,l} = d_k^a$ for a switch.

Remark 7.11. One can realize the uniqueness of the potential switch associated to a purple edge $[d_k^a, d_{k,l}]$ as follows. $PI(G_{k-1})$ is determined by the isomorphism in (SWITCHIII). Since G_{k-1} must be a Type (*) LTT structure, [LTT(*)1] implies it has only a single red vertex and [LTT(*)2] implies it has a unique red edge. The label on the red vertex is dictated by (SWITCHIV) and the vertices of the red edge are dictated by (SWITCHV). Since the black edges of an LTT structure connect precisely vertices with inverse labels ((EXTII) dictates inverse by vertex label indices), and we have already determined the colored edges and vertex labels, the LTT structure G_{k-1} is uniquely determined by Definition 7.9. g_k is uniquely determined by (EXTII).

Definition 7.12. For a Type (*) admissible LTT structure G_k with Type (*) pIWG \mathcal{G} and rose base graph, we obtain the *potential switch* (g_k, G_{k-1}, G_k) associated to a purple edge $[d_k^a, d_{k,l}]$ by the following procedure (justification in Lemma 7.11):

1. Start with $PI(G_k)$.
2. Replace each vertex label $d_{k,i}$ with $d_{k-1,i}$ and vertex label $\overline{d_{k,i}}$ with $\overline{d_{k-1,i}}$.
3. Switch the attaching (purple) vertex of the red edge to be $d_{k-1,l}$.
4. Switch the labels $d_{(k-1,j_k)}$ and $d_{(k-1,i_k)}$, so that the red vertex of G_{k-1} will be d_{k-1,i_k} and the red edge of G_{k-1} will be $[d_{(k-1,i_k)}, d_{(k-1,l)}]$.
5. Include black edges connecting inverse pair labeled vertices (there is a black edge $[d_{(k-1,i)}, d_{(k-1,j)}]$ in G_{k-1} if and only if there is a black edge $[d_{(k,i)}, d_{(k,j)}]$ in G_k).

Definition 7.13. If G_k is a Type (*) admissible LTT structure for a Type (*) pIW graph \mathcal{G} with rose base graph, then we call the triple (g_k, G_{k-1}, G_k) obtained in this manner the *potential switch* associated to the purple edge $[d_k^a, d_{k,l}]$.

We will call a composition of switches and extensions an “(admissible) composition”:

Definition 7.14. An (admissible) composition for a Type (*) pIW graph \mathcal{G} is a pair $(g_{i-k}, \dots, g_i, G_{i-k-1}, \dots, G_i)$, with $k \geq 0$, such that $g_{i-k,i}$ can be written

$$\Gamma_{i-k-1} \xrightarrow{g_{i-k}} \Gamma_{i-k} \xrightarrow{g_{i-k+1}} \dots \xrightarrow{g_{i-1}} \Gamma_{i-1} \xrightarrow{g_i} \Gamma_i,$$

with an associated sequence of LTT structures for \mathcal{G}

$$G_{i-k-1} \xrightarrow{D^T(g_{i-k})} G_{i-k} \xrightarrow{D^T(g_{i-k+1})} \dots \xrightarrow{D^T(g_{i-1})} G_{i-1} \xrightarrow{D^T(g_i)} G_i$$

where, for each $i - k - 1 \leq j < i$,

- (1) (g_{j+1}, G_j, G_{j+1}) is either an (admissible) extension or switch for \mathcal{G} and
- (2) either $d_j^u = d_j^{pa}$ or $d_j^u = d_j^{pu}$.

Proposition 7.15. (Admissible) switches and extensions for a Type (*) pIWG \mathcal{G} satisfy AM Properties I-VII. Conversely, the (admissible) switches and extensions for a Type (*) pIWG \mathcal{G} are the only possible triples (g_k, G_{k-1}, G_k) for \mathcal{G} satisfying:

1. G_{k-1} and G_k are admissible Type (*) LTT structures for \mathcal{G} with respective base graphs Γ_{k-1} and Γ_k ;
2. AM Properties I-VII; and
3. the vertex labels are mapped according to Dg_k .

In particular, in the circumstance where $d_{k-1}^u = d_{k-1}^{pa}$, the triple is a switch and, in the circumstance where $d_{k-1}^u = d_{k-1}^{pu}$, the triple is an extension.

Proof: We start with the forward direction.

Since we have required that the extensions and switches be admissible, G_{k-1} and G_k are both birecurrent. This gives us AM Property I.

Notice that the first and second parts of AM Property II are equivalent and that the second part holds by (EXTIib) and (EXTIV) in the case of an extension and (EXTIib), together with (SWITCHIV), in the case of a switch. That there is only a single red unachieved direction vertex labeled d_k^u in G_k and that there is only a single red unachieved direction vertex labeled d_{k-1}^u in G_{k-1} follows from the requirement in (EXTI) that G_k and G_{k-1} are Type (*) LTT structures (the notation of (EXTII) makes this notation consistent with that in the AM properties).

What is left of AM Property III is that the edge $[t_k^R] = [d_k^u, \overline{d_k^a}]$ in G_k and the edge $[t_{k-1}^R] = [d_{k-1}^u, \overline{d_{k-1}^a}]$ in G_{k-1} are both red. This follows from the notation of (EXTII) with (EXTV) in the extension case and (SWITCHV) in the switch case.

We now prove AM Property IV. First notice that $d_{k,j_k} \neq d_{k,i_k}$ (as this would make the red edge of G_k , $[d_{k,j_k}, \overline{d_{k,i_k}}]$, equal to $[d_{k,i_k}, \overline{d_{k,i_k}}]$ contradicting the birecurrence of G_k) and $d_{k,l} \neq d_{k,i_k}$ (as then the purple edge determining the extension would be $[d_{k,i_k}, d_{k,i_k}]$, contradicting SGTT2) and $d_{k,l} \neq d_{k,j_k}$ (as then the edge determining the extension would be $[d_{k,i_k}, d_{k,j_k}]$, which would be red and not purple).

Consider the extension case. (EXTV) implies that the red edge of G_{k-1} is $[d_{k-1,l}, d_{k-1,j_k}]$. By (EXTIic) and the fact that $d_{k,l} \neq d_{k,i_k}$, since $Dg_k(d_{k-1,m}) = d_{k,m}$ for all $m \neq j_k$, we know that $D^C g_k([d_{k-1,l}, d_{k-1,j_k}]) = [d_{k,l}, d_{k,i_k}]$. This edge must be purple in G_k since d_{k,j_k} labels the only red vertex of G_k and we showed above that $d_{k,j_k} \neq d_{k,i_k}$ and $d_{k,l} \neq d_{k,j_k}$.

Now consider the switch case. (SWITCHV) implies that the red edge of G_{k-1} is $[d_{(k-1,l)}, d_{(k-1,i_k)}]$. Since (EXTII) still implies $Dg_k(d_{k-1,m}) = d_{k,m}$ for all $m \neq j_k$ and we still have that $d_{k,l} \neq d_{k,i_k}$, we know $D^C g_k([d_{(k-1,l)}, d_{(k-1,i_k)}]) = [d_{(k,l)}, d_{(k,i_k)}]$. This edge must be purple, exactly as in the extension case.

For AM Property V, notice that AM Property III implies that e_k^R is a red edge containing the red vertex d_k^u . LTT(*)1 and LTT(*)2 imply the uniqueness of the red edge and red direction.

Since AM Property VI follows from (EXTII) and AM Property VII follows from (EXTIII) in the extension case and (SWITCHIII) in the switch case, we have proved the forward direction.

We now prove the converse. Consider a triple (g_k, G_{k-1}, G_k) satisfying AM Properties I-VII, as well as the other conditions in the proposition statement. We will first show that the triple is either a switch or an extension, as G_{k-1} and G_k are birecurrent by AM Property I.

Assumption (1) in the proposition statement implies (EXTI).

By AM Property VI, g_k is defined by $g_k : e_{k-1}^{pu} \mapsto e_k^a e_k^u$ (where $g_k(e_{k-1,i}) = e_{k,i}$ for $e_{k-1,i} \neq (e_{k-1}^{pu})^{\pm 1}$, $D_0(e_k^u) = d_k^u$, $D_0(\overline{e_k^a}) = \overline{d_k^a}$, and $e_{k-1}^{pu} = e_{(k-1,j)}$, where $e_k^u = e_{k,j}$). This gives us (EXTII).

By AM Property VII, Dg_k induces an isomorphism from $SW(G_{k-1})$ to $SW(G_k)$. Since the only direction whose second index is not fixed by Dg_k is d_{k-1}^{pu} , the only vertex label of $SW(G_{k-1})$ that is not determined by this isomorphism is the preimage of d_k^a (which AM Property IV dictates to be either d_{k-1}^{pu} or d_{k-1}^{pa}). When the preimage is d_{k-1}^{pa} , this gives us (EXTIII). When the preimage is d_{k-1}^{pu} , this gives (SWITCHIII). For the isomorphism to extend linearly over edges, we need that the image of an edge in G_{k-1} is an edge in G_k , i.e. $[Dg_k(d_{k-1,i}), Dg_k(d_{k-1,j})]$ is an edge in G_k for each edge $[d_{(k-1,i)}, d_{(k-1,j)}]$ in G_{k-1} . This follows from AM Property IV.

AM Property II tells us that either $d_{k-1}^u = d_{k-1}^{pa}$ or $d_{k-1}^u = d_{k-1}^{pu}$. When we are in the switch case, the above arguments tell us that d_{k-1}^{pu} labels a purple periodic vertex, so we must have that $d_{k-1}^u = d_{k-1}^{pa}$ (since AM Property III tells us d_{k-1}^u is red). This gives us (SWITCHIV) once one appropriately coordinates the notation. In the extension case, the above arguments tell us that instead d_{k-1}^{pa} labels a purple periodic vertex, meaning that $d_{k-1}^u = d_{k-1}^{pu}$ (again since AM Property III tells us d_{k-1}^u is red). This gives us (EXTIV). We are now only left with (EXTV) and (SWITCHV).

By AM Property V, G_{k-1} has a single red edge $[t_{k-1}^R] = [\overline{d_{k-1}^a}, d_{k-1}^u]$. By AM Property IV, the image of $[t_{k-1}^R]$ is a purple edge in G_k . First consider what we established is the switch case, i.e. assume $d_{k-1}^u = d_{k-1}^{pa}$. The goal is to determine that $[t_{k-1}^R]$ is $[d_{(k-1,i_k)}, d_{(k-1,l)}]$, where $d_k^a = d_{k,i_k}$ ($d_{k-1,i_k} = d_{k-1}^{pa}$) and $[d_k^a, d_{k,l}]$ is a purple edge in G_k (making (g_k, G_{k-1}, G_k) the switch determined by $[d_k^a, d_{k,l}]$). Since $d_{k-1}^u = d_{k-1}^{pa}$, we know $[t_{k-1}^R] = [\overline{d_{k-1}^a}, d_{k-1}^u] = [\overline{d_{k-1}^a}, d_{k-1}^{pa}]$. We know $\overline{d_{k-1}^a} \neq d_{k-1}^{pa}$ (since (STTG2) implies $\overline{d_{k-1}^a} \neq d_{k-1}^u$, which equals d_{k-1}^{pa}). Thus, AM Property VI says $D^C([t_{k-1}^R]) = D^C([\overline{d_{k-1}^a}, d_{k-1}^{pa}]) = [d_{(k,l)}, d_k^a]$ where $\overline{d_{k-1}^a} = e_{k-1,l}$. So $[d_{(k,l)}, d_k^a]$ is a purple edge in G_k . We thus have (SWITCHV). Now consider what we established is the extension case, i.e. assume $d_{k-1}^u = d_{k-1}^{pu}$. We need that the red edge $[t_{k-1}^R]$ is $[d_{(k-1,j_k)}, d_{(k-1,l)}]$, where $d_{k-1}^u = d_{k-1,j_k}$ and $[d_k^a, d_{k,l}]$ is a purple edge in G_k (making (g_k, G_{k-1}, G_k) the extension determined by $[d_k^a, d_{k,l}]$). Since $d_{k-1}^u = d_{k-1}^{pu}$, we know $[t_{k-1}^R] = [\overline{d_{k-1}^a}, d_{k-1}^u] = [\overline{d_{k-1}^a}, d_{k-1}^{pu}]$. We know $\overline{d_{k-1}^a} \neq d_{k-1}^{pu}$ (since (STTG2) implies $\overline{d_{k-1}^a} \neq d_{k-1}^u$, which equals d_{k-1}^{pu}). Thus, by AM Property VI, $D^C([t_{k-1}^R]) = D^C([\overline{d_{k-1}^a}, d_{k-1}^{pu}]) = [d_{(k,l)}, d_k^a]$, where $\overline{d_{k-1}^a} = e_{k-1,l}$. We thus have (EXTV). QED.

Definition 7.16. An (admissible) switch or extension (g_i, G_{i-1}, G_i) such that G_{i-1} and G_i are Type (*) (admissible) LTT structures for \mathcal{G} will be called an (admissible) generator triple for \mathcal{G} . (If

both G_{i-1} and G_i are birecurrent, then they will actually be admissible Type (*) LTT structures for \mathcal{G} and (g_i, G_{i-1}, G_i) will be an admissible generator triple).

Two generator triples (g_i, G_{i-1}, G_i) and (g'_i, G'_{i-1}, G'_i) will be considered *equivalent* if they are equivalent as generating triples in the sense of Definition 4.14.

If (g_i, G_{i-1}, G_i) is an (admissible) generator triple, then we call both g_i and its corresponding automorphism an (*admissible*) *generator*.

Lemma 7.17. *The extension (g_k, G_{k-1}, G_k) associated to a purple edge $[d_k^a, d_{k,l}]$ is unique up to generator triple equivalence. G_{k-1} can be obtained from G_k by:*

1. Replacing each vertex label $d_{k,i}$ with $d_{k-1,i}$ and each vertex label $\overline{d_{k,i}}$ with $\overline{d_{k-1,i}}$.
2. Removing the interior of the red edge from G_k .
3. Adding a red edge e_k^R connecting the red vertex to $d_{k-1,l}$.

Proof: $PI(G_{k-1})$ is uniquely determined by the isomorphism in (EXTIII) to differ from $PI(G_k)$ by the relabeling of vertices described in (1). Since G_{k-1} must be a Type (*) LTT structure, [LTT(*)1] implies it has precisely one red vertex and [LTT(*)2] implies it has a unique red edge. The label on the red vertex is dictated by (EXTIV) to be $d_{(k-1,j)}$, where $d_k^u = d_{(k,j)}$, and the red edge is dictated to be $[d_{(k-1,j)}, d_{(k-1,l)}]$ by (EXTV). Since the black edges of an LTT structure connect precisely vertices with inverse labels, and we have already determined the colored edges and vertex labels, the LTT structure G_{k-1} is uniquely determined by Definition 7.5. g_k is uniquely determined by (EXTII). It is clear that the procedure gives us the structure G_{k-1} described.

QED.

7.3 Construction Compositions

It is not enough for a representative g to be composed of permitted switches and extensions, for it to start and end with the same LTT structure, and for its transition matrix to be Perron-Frobenius. We also need that $IW(g) \cong \mathcal{G}$. To ensure that $IW(g) \cong \mathcal{G}$, we use “building block” compositions of extensions called “construction compositions.”

Definition 7.18. An (*admissible*) *construction composition* for a Type (*) pIW graph \mathcal{G} is a pair $(g_{i-k}, \dots, g_i; G_{i-k-1}, \dots, G_i)$, together with a decomposition

$$\Gamma_{i-k-1} \xrightarrow{g_{i-k}} \Gamma_{i-k} \xrightarrow{g_{i-k+1}} \dots \xrightarrow{g_{i-1}} \Gamma_{i-1} \xrightarrow{g_i} \Gamma_i,$$

and sequence of LTT structures for \mathcal{G}

$$G_{i-k-1} \xrightarrow{D^T(g_{i-k})} G_{i-k} \xrightarrow{D^T(g_{i-k+1})} \dots \xrightarrow{D^T(g_{i-1})} G_{i-1} \xrightarrow{D^T(g_i)} G_i, \text{ where:}$$

1. each (g_j, G_j, G_{j+1}) with $i-k \leq j \leq i$ is an (admissible) extension,
2. $(g_{i-k}, G_{i-k-1}, G_{i-k})$ is an (admissible) switch, and
3. $PI(G_j) = \mathcal{G}$ for each $i-k-1 \leq j \leq i$.

We call the composition of generators $g_{i-k} = g_i \circ \dots \circ g_{i-k}$ a *construction automorphism*, G_{i-k-1} the *source LTT structure* and G_i the *destination LTT structure*.

If $k = 1$, the composition is simply an (admissible) switch. If we leave out the switch, we get a *purified construction automorphism* $g_p = g_i \circ \dots \circ g_{i-k+1}$ and pair $(g_{i-k+1}, \dots, g_i; G_{i-k}, \dots, G_i)$

called a *purified construction composition*. Now G_{i-k} is the *source LTT structure* and G_i is the *destination LTT structure*.

An (admissible) construction composition $(g_{i-k}, \dots, g_i; G_{i-k-1}, \dots, G_i)$ is said to be *realized* if there exists an ideally decomposed Type (*) representative $g : \Gamma' \rightarrow \Gamma'$ of $\phi \in \text{Out}(F_r)$ decomposed as $\Gamma' = \Gamma'_0 \xrightarrow{g'_1} \Gamma'_1 \xrightarrow{g'_2} \dots \xrightarrow{g'_{n-1}} \Gamma'_{n-1} \xrightarrow{g'_n} \Gamma'_n = \Gamma'$ with the sequence of LTT structures $G'_0 \xrightarrow{D^T(g'_1)} G'_1 \xrightarrow{D^T(g'_2)} \dots \xrightarrow{D^T(g'_{n-1})} G'_{n-1} \xrightarrow{D^T(g'_n)} G'_n$, such that $g_j \cong g'_j$ for all $i-k \leq j \leq i$ and $G_j \cong G'_j$ for all $i-k-1 \leq j \leq i$.

A construction automorphism will always have the form of a Dehn twist automorphism $e_{i-k-1}^{pu} \mapsto we_{i-k}^u$, where $w = e_{i-k}^a \dots e_i^a$, and one can view the composition as twisting the edge corresponding to e_{i-k-1}^{pu} around the path corresponding to w in the destination LTT structure. Since construction compositions are in ways analogous to Dehn twist mapping class group representatives and since many construction methods for pseudo-Anosov mapping classes (including those of Penner in [P88]) used Dehn twists, it was natural to look into properties of construction compositions. Their properties and connections to Dehn Twists certainly warrant further investigation and Clay and Pettet use them in their fully irreducible construction methods. However, our methods here utilize a single special construction compositions property, i.e. that they, in some sense, “construct” smooth paths in the destination LTT structures (see Proposition 7.25). Since we use the paths in our procedure for constructing (ideal Whitehead graph)-yielding representatives, we include their definition.

However, before giving the definition, we first note that we abuse notation throughout this section by dropping indices. While not necessary, this abuse may make the visual aspects of the properties and procedures much clearer, as well as reduce the potential for confusion over indices.

Definition 7.19. A *construction path* associated to a construction composition

$(g_1, \dots, g_k; G_1, \dots, G_k)$ is a path in G_k starting with the red vertex d_k^u , transversing the red edge $[d_k^u, \overline{d_k^a}]$ from the red vertex d_k^u to the vertex $\overline{d_k^a}$, transversing the black edge $[\overline{d_k^a}, d_k^a]$ from the vertex $\overline{d_k^a}$ to the vertex d_k^a , transversing the purple edge $[d_k^a, d_k] = [d_k^a, \overline{d_{k-1}^a}]$ from d_k^a to $d_k = \overline{d_{k-1}^a}$, transversing the black edge $[\overline{d_{k-1}^a}, d_{k-1}^a]$ from the vertex $\overline{d_{k-1}^a}$ to the vertex d_{k-1}^a , transversing the purple edge $[d_{k-1}^a, d_{k-1}] = [d_{k-1}^a, \overline{d_{k-2}^a}]$ from the vertex d_{k-1}^a to the vertex $d_{k-1} = \overline{d_{k-2}^a}$, transversing the black edge $[\overline{d_{k-2}^a}, d_{k-2}^a]$ from the vertex $\overline{d_{k-2}^a}$ to the vertex d_{k-2}^a , continues as such through the purple edges determining each g_i , and finally ending by transversing $[d_2^a, d_2] = [d_2^a, \overline{d_1^a}]$ and the black edge $[\overline{d_1^a}, d_1^a]$ from the vertex $\overline{d_1^a}$ to the vertex d_1^a .

Lemma 7.20. The construction path associated to a realized construction composition

$(g_{i-k}, \dots, g_i; G_{i-k-1}, \dots, G_i)$ for a Type (*) pIW graph \mathcal{G} , with

- decomposition $\Gamma_{i-k-1} \xrightarrow{g_{i-k}} \Gamma_{i-k} \xrightarrow{g_{i-k+1}} \dots \xrightarrow{g_{i-1}} \Gamma_{i-1} \xrightarrow{g_i} \Gamma_i$ and
- LTT structures $G_{i-k-1} \xrightarrow{D^T(g_{i-k})} G_{i-k} \xrightarrow{D^T(g_{i-k+1})} \dots \xrightarrow{D^T(g_{i-1})} G_{i-1} \xrightarrow{D^T(g_i)} G_i$

is the smooth path $[d_i^u, \overline{d_i^a}, d_i^a, \overline{d_{i-1}^a}, d_{i-1}^a, \dots, d_{s+1}^a, \overline{d_{i-k}^a}, d_{i-k}^a]$ in the LTT structure G_i .

Proof: We will proceed by induction for decreasing s values. Since nothing in the proof will rely on G_{i-k-1} (which is the only thing that distinguishes that $(g_{i-k}, G_{i-k-1}, G_{i-k})$ is a switch instead of an extension), proof by induction is valid here.

For the base case realize that $[d_i^u, \overline{d_i^a}]$ is the red edge in G_i . So $[d_i^u, \overline{d_i^a}, d_i^a]$ is a path in G_i and is smooth because it alternates between colored and black edges ($[d_i^u, \overline{d_i^a}]$ is colored and $[\overline{d_i^a}, d_i^a]$ is

black). For the sake of induction assume that, for $i > s > i - k$,

$[d_i^u, \overline{d_i^a}, d_i^a, \overline{d_{i-1}^a}, d_{i-1}^a, \dots, d_{s+1}^a, \overline{d_s^a}, d_s^a]$ is a smooth path in G_i (ending with the black edge $[\overline{d_s^a}, d_s^a]$).

The red edge that g_{s-1} creates in G_{s-1} is $[d_{s-1}^u, \overline{d_{s-1}^a}]$ (see Definition 5.17 the proof of Corollary 5.16). By Lemma 5.29, $D^C g_s([d_{s-1}^u, \overline{d_{s-1}^a}]) = [d_s^a, \overline{d_{s-1}^a}]$ is a purple edge in G_s . Since purple edges are always mapped to themselves by extensions (in the sense that D^C preserves the second index of their vertex labels) and $D^C g_s([d_s^a, \overline{d_{s-1}^a}]) = [d_s^a, \overline{d_{s-1}^a}]$ is a purple edge in G_s , $D^C g_{n,s}(\{d_{s-1}^u, \overline{d_{s-1}^a}\}) = D^C g_{n,s+1}(D^C g_s([d_{s-1}^u, \overline{d_{s-1}^a}])) = D^C g_{n,s+1}([d_s^a, \overline{d_{s-1}^a}]) = [d_s^a, \overline{d_{s-1}^a}]$ is a purple edge in G_i . Thus, including the purple edge $[d_s^a, \overline{d_{s-1}^a}]$ in the smooth path $[d_i^u, \overline{d_i^a}, d_i^a, \overline{d_{i-1}^a}, d_{i-1}^a, \dots, d_{s+1}^a, \overline{d_s^a}, d_s^a]$ gives the smooth path $[d_i^u, \overline{d_i^a}, d_i^a, \overline{d_{i-1}^a}, d_{i-1}^a, \dots, d_{s+1}^a, \overline{d_s^a}, d_s^a, \overline{d_{s-1}^a}]$. (This path is smooth because we added a colored edge to a path with edges alternating between colored and black that ended with a black edge). By including the black edge $[\overline{d_{s-1}^a}, d_{s-1}^a]$ we get the construction path $[d_i^u, \overline{d_i^a}, d_i^a, \overline{d_{i-1}^a}, d_{i-1}^a, \dots, d_s^a, \overline{d_{s-1}^a}, d_{s-1}^a]$. (Again this path is smooth because we added a black edge to a path with edges alternating between colored and black that ended with a colored edge).

This concludes the inductive step and hence the proof.

QED.

Definition 7.21. Let G be an admissible Type (*) LTT structure with red vertex d^u . The *construction subgraph* G_C is constructed from G via the following procedure:

- Start by removing the interior of the black edge $[e^u]$, the purple vertex $\overline{d^u}$, and the interior of any purple edges containing the vertex $\overline{d^u}$. Call the graph with these edges and vertices removed G^1 .
- Given G^{j-1} , recursively define G^j as follows: Let $\{\alpha_{j-1,i}\}$ be the set of vertices in G^{j-1} not contained in any colored edge of G^{j-1} . G^j will be the subgraph of G^{j-1} obtained by removing all black edges containing a vertex $\alpha_{j-1,i} \in \{\alpha_{j-1,i}\}$, as well as the interior of each purple edge containing a vertex of the form $\overline{\alpha_{j-1,i}}$.
- $G_C = \bigcap_j G^j$.

Lemma 7.22. Let G be an admissible Type (*) LTT structure. Consider a smooth path $\gamma = [d^u, \overline{x_1}, x_1, \overline{x_2}, x_2, \dots, x_{k+1}, \overline{x_{k+1}}]$ in the construction subgraph G_C starting with e^R (oriented from d^u to $\overline{d^a}$) and ending with the black edge $[x_{k+1}, \overline{x_{k+1}}]$.

Mark r -petaled roses $\Gamma_{i-k-1}, \dots, \Gamma_i$ with edge sets $\mathcal{E}_k = \mathcal{E}(\Gamma_k)$ denoted $\{E_{(k,1)}, \overline{E_{(k,1)}}, E_{(k,2)}, \overline{E_{(k,2)}}, \dots, E_{(k,r)}, \overline{E_{(k,r)}}\} = \{e_{(k,1)}, e_{(k,2)}, \dots, e_{(k,2r-1)}, e_{(k,2r)}\}$ so that, for each i , G can be viewed as having base graph Γ_i where $e^u = e_{(i,s)}$ and $d^u = D_0(e^u)$.

Define the homotopy equivalences $\Gamma_{i-k-1} \xrightarrow{g_{i-k}} \Gamma_{i-k} \xrightarrow{g_{i-k+1}} \dots \xrightarrow{g_{i-1}} \Gamma_{i-1} \xrightarrow{g_i} \Gamma_i$ by $g_l : e_{l-1,s} \mapsto e_{l,t_l} e_{l,s}$, where $D_0(e_{l,t_l}) = \overline{x_{i-l+1}}$, and $g_l(e_{l-1,j}) = e_{l,j}$ for $e_{l-1,j} \neq e_{l-1,s}^\pm$.

Define the LTT structures with respective base graphs Γ_j (and maps between)

$G_{i-k-1} \xrightarrow{D^T(g_{i-k})} G_{i-k} \xrightarrow{D^T(g_{i-k+1})} \dots \xrightarrow{D^T(g_{i-1})} G_{i-1} \xrightarrow{D^T(g_i)} G_i$ by having

1. each $PI(G_l)$ isomorphic to $PI(G_i)$ via an isomorphism preserving the second indices of the vertex labels,
2. the second index of the vertex label on the single red vertex in each G_l be “s” (the same as in G_i), and
3. the single red edge in G_l be $[d_{l,s}, \overline{d_{l,t_l}}]$.

If each G_j is a Type (*) LTT structure for \mathcal{G} with base graph Γ_j , then $(g_{i-k}, \dots, g_i; G_{i-k-1}, \dots, G_i)$ is a purified construction composition. In fact, it is the unique realized purified construction composition with γ as its construction path.

Proof: We need to show that $(g_{i-k}, \dots, g_i; G_{i-k-1}, \dots, G_i)$ is indeed a construction composition, that its construction path is $[d_i^u, \overline{d_i^a}, d_i^a, \overline{d_{i-1}^a}, d_{i-1}^a, \dots, d_{i-k+1}^a, \overline{d_{i-k}^a}, d_{i-k}^a]$, and that it is the unique construction composition with that path.

We first show that each (g_l, G_{l-1}, G_l) is an extension. (EXT I) is ensured by our requirement that each G_j is a Type (*) LTT structure with rose base graph. The G_l are all Type (*) LTT structures for $PI(G)$ by (1)-(3) in the lemma statement. The second index of the single red vertex label is the same in each G_l as in G_i , giving (EXT IV). (EXT II)(a) holds by how we determined our notation. (EXT II)(b) holds by how we determined our notation and the construction in the lemma statement. (EXT III) is true by construction (by (1), in particular). (EXT V) is true by construction (by (3), in particular).

The construction path is $[d_i^u, \overline{d_i^a}, d_i^a, \overline{d_{i-1}^a}, d_{i-1}^a, \dots, d_{i-k+1}^a, \overline{d_{i-k}^a}, d_{i-k}^a]$ by Lemma 7.20.

That the G_l must be as stated follows from

1. each $PI(G_l)$ being isomorphic to $PI(G_i)$ via an isomorphism preserving the second indices of the vertex labels in order for the (g_l, G_{l-1}, G_l) to be extensions
2. the G_l being Type (*) LTT structures,
3. the second index of the red vertices being the same, making each (g_l, G_{l-1}, G_l) an extension, and
4. knowing, by Lemma 7.20, that the attaching vertex for e_l^R in G_l must be x_{i-l+1} .

Once each G_l is determined, that g_l must be as stated follows from AM Property VI.

QED.

Definition 7.23. We call $\Gamma_{i-k-1} \xrightarrow{g_{i-k}} \Gamma_{i-k} \xrightarrow{g_{i-k+1}} \dots \xrightarrow{g_{i-1}} \Gamma_{i-1} \xrightarrow{g_i} \Gamma_i$, together with its sequence of LTT structures $G_{i-k-1} \xrightarrow{D^T(g_{i-k})} G_{i-k} \xrightarrow{D^T(g_{i-k+1})} \dots \xrightarrow{D^T(g_{i-1})} G_{i-1} \xrightarrow{D^T(g_i)} G_i$, as in the lemma, the *construction composition corresponding to the path* $\gamma = [d_i^u, \overline{x_1}, x_1, \overline{x_2}, x_2, \dots, x_{k+1}, \overline{x_{k+1}}]$.

Example 7.24. In the following LTT structure, G , for Graph XX, the numbered edges give a construction path associated to the construction automorphism $a \mapsto ab\bar{c}\bar{c}bbcb$ (all other edges are fixed by the automorphism) in the LTT structure. In the following figure, A denotes \bar{a} , etc. We will continue with this notation throughout the document.

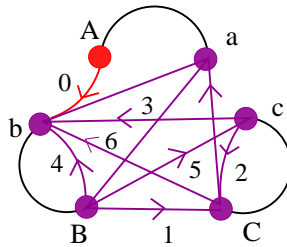


Figure 19: Construction path associated to construction automorphism $a \mapsto ab\bar{c}\bar{c}bbcb$

In Figure 20 we show the construction composition corresponding to the construction path of Figure 19. The source LTT structure of the switch is left out to highlight the fact that it does not affect the construction path.

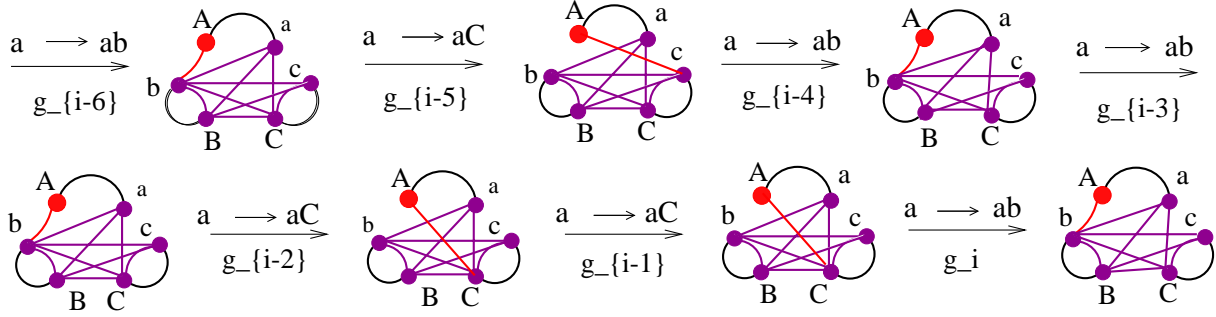


Figure 20: Construction path associated to Figure 19 construction composition

We determine the sequence of LTT structures in the construction composition by attaching the red edge in G_{i-k} to the terminal vertex of edge k in the construction path. The generator can be determined by the red edge in its destination LTT structure: If the red vertex of G_j is d_s and the red edge is $[d_s, d_t]$, then g_j is defined by $e_s \mapsto \bar{e}_t e_s$.

The following proposition tells us that construction paths are “built” by construction compositions. By saying a turn is *taken by* $g_{(k,l)}$, we will mean that the turn is taken by some $g_{k,l}(e_{l-1,i})$.

Proposition 7.25. *Let $g : \Gamma \rightarrow \Gamma$ be an ideally decomposed Type (*) representative of $\phi \in \text{Out}(F_r)$ with $IW(\phi) = \mathcal{G}$. Suppose that g is decomposable as $\Gamma = \Gamma_0 \xrightarrow{g_1} \Gamma_1 \xrightarrow{g_2} \dots \xrightarrow{g_{n-1}} \Gamma_{n-1} \xrightarrow{g_n} \Gamma_n = \Gamma$, with the sequence of LTT structures for \mathcal{G} :*

$$G_{i-k-1} \xrightarrow{D^T(g_{i-k})} G_{i-k} \xrightarrow{D^T(g_{i-k+1})} \dots \xrightarrow{D^T(g_{i-1})} G_{i-1} \xrightarrow{D^T(g_i)} G_i.$$

Assume the Standard Notation for a Type () LTT Structure. If $g' = g_n \circ \dots \circ g_{k+1}$ is a construction composition, then \mathcal{G} contains as a subgraph the purple edges in the construction path for g' .*

Proof: We will proceed by induction for decreasing k values. Since nothing in the proof will rely on G_k (which is the only thing that distinguishes that (g_k, G_k, G_{k+1}) is a switch instead of an extension), proof by induction is valid here.

For the base case consider $g_n \circ g_{n-1}$. By the Corollary 5.16 proof, g_{n-1} creates the red edge $[d_{n-1}^u, \bar{d}_{n-1}^a]$ in G_{n-1} . We know that g_n is defined by $g_n : e_{n-1}^{pu} \mapsto e_n^a e_n^u$ and $g_n(e_{n-1,l}) = e_{n,l}$ for all $e_{n-1,l} \neq (e_{n-1}^{pu})^{\pm 1}$. Thus, since $\bar{d}_{n-1}^{pu} = d_{n-1}^u \neq \bar{d}_{n-1}^a$, we know that $Dg_n(\bar{d}_{n-1}^a) = \bar{d}_{n-1}^a$. So $D^C g_n([d_{n-1}^u, \bar{d}_{n-1}^a]) = D^C g_n([d_{n-1}^{pu}, \bar{d}_{n-1}^a]) = [d_n^a, \bar{d}_{n-1}^a]$ and, since $D^C g_n$ images of purple and red edges of G_{n-1} are purple edges of G_n , $[d_n^a, \bar{d}_{n-1}^a]$ is a purple edge in G_n . The base case is proved.

For the inductive step assume that, for $n > s > k+1$, G_n contains as a subgraph the purple edges in the construction path associated to $g_{n,s}$. The red edge that g_{s-1} creates in G_{s-1} is $[d_{s-1}^u, \bar{d}_{s-1}^a]$ (see the proof of Corollary 5.16). As above, $D^C g_s([d_{s-1}^u, \bar{d}_{s-1}^a]) = [d_s^a, \bar{d}_{s-1}^a]$ is represented by a purple edge in G_s . Since purple edges are always mapped to themselves by extensions and $D^C g_s([d_s^u, \bar{d}_{s-1}^a]) = [d_s^a, \bar{d}_{s-1}^a]$, $D^C g_{n,s}([d_{s-1}^u, \bar{d}_{s-1}^a]) = D^C g_{n,s+1}(D^t g_s([d_{s-1}^u, \bar{d}_{s-1}^a])) = D^C g_{n,s+1}([d_s^a, \bar{d}_{s-1}^a]) = [d_s^a, \bar{d}_{s-1}^a]$, proving the inductive step. The proposition is proved.

QED.

7.4 Switch Paths

While they do not give insight into the progress of building \mathcal{G} and have more restrictions, switch sequences also have associated paths. The usefulness of switch paths lies in the aid they give in constructing the switch sequences required in our methods below. This subsection focuses on switch sequences and their associated switch paths.

We will continue in this section with the abuse of notation from the previous subsection (this mainly consists of ignoring second indices).

Definition 7.26. A *switch sequence* for a Type (*) pIW graph \mathcal{G} is a pair $(g_{i-k}, \dots, g_i; G_{i-k-1}, \dots, G_i)$ with a decomposition of $g_{(i,i-k)}$ as

$$\Gamma_{i-k-1} \xrightarrow{g_{i-k}} \Gamma_{i-k} \xrightarrow{g_{i-k+1}} \dots \xrightarrow{g_{i-1}} \Gamma_{i-1} \xrightarrow{g_i} \Gamma_i,$$

and associated sequence of LTT structures

$$G_{i-k-1} \xrightarrow{D^T(g_{i-k})} G_{i-k} \xrightarrow{D^T(g_{i-k+1})} \dots \xrightarrow{D^T(g_{i-1})} G_{i-1} \xrightarrow{D^T(g_i)} G_i, \text{ where:}$$

(SS1) each (g_j, G_{j-1}, G_j) with $i-k \leq j \leq i$ is a permitted switch,

(SS2) $PI(G_j) = \mathcal{G}$ for each $i-k-1 \leq j \leq i$, and

(SS3) $d_{n+1}^a = d_n^u \neq d_l^u = d_{l+1}^a$ and $\overline{d_l^a} \neq d_n^u = d_{n+1}^a$ for all $i \geq n > l \geq i-k$.

Sometimes we will just call $\Gamma_{i-k-1} \xrightarrow{g_{i-k}} \Gamma_{i-k} \xrightarrow{g_{i-k+1}} \dots \xrightarrow{g_{i-1}} \Gamma_{i-1} \xrightarrow{g_i} \Gamma_i$ a switch sequence when either the LTT structures should be clear from the decomposition or are unnecessary for discussion.

We call the composition of generators $g_{i,i-k} = g_i \circ \dots \circ g_{i-k}$ a *switch sequence automorphism* with *source LTT structure* G_{i-k-1} and *destination LTT structure* G_i .

Remark 7.27. (SS3) is not implied by (SS1) and (SS2) and is necessary for a switch path to indeed be a path. Certain statements in the proof of Lemma 7.31 below (where we show that the switch path corresponding to a switch sequence is realized as a smooth path in the destination LTT structure) would be incorrect without (3).

Definition 7.28. A *realized switch sequence* is a pair $(g_{i-k}, \dots, g_i; G_{i-k-1}, \dots, G_i)$ such that there exists an ideally decomposed Type (*) representative $\Gamma = \Gamma_0 \xrightarrow{g_1} \Gamma_1 \xrightarrow{g_2} \dots \xrightarrow{g_{n-1}} \Gamma_{n-1} \xrightarrow{g_n} \Gamma_n = \Gamma$ of $\phi \in Out(F_r)$ having the sequence of LTT structures $G_0 \xrightarrow{D^T(g_1)} G_1 \xrightarrow{D^T(g_2)} \dots \xrightarrow{D^T(g_{n-1})} G_{n-1} \xrightarrow{D^T(g_n)} G_n$ and satisfying that, for each $i-k < j \leq i$, (g_j, G_{j-1}, G_j) is a switch.

Again we call the composition of generators $g_{i,i-k} = g_i \circ \dots \circ g_{i-k}$ a *switch sequence automorphism* with *source LTT structure* G_{i-k-1} and *destination LTT structure* G_i .

Definition 7.29. A *switch path* associated to a (realized) switch sequence $(g_j, \dots, g_k; G_{j-1}, \dots, G_k)$ is a path in the destination LTT structure G_k for g_k that starts with the red vertex d_k^u , transverses the red edge $[d_k^u, \overline{d_k^a}]$ for g_k from the red vertex d_k^u to the vertex $\overline{d_k^a}$, transverses the black edge $[\overline{d_k^a}, d_k^a]$ from the vertex $\overline{d_k^a}$ to the vertex d_k^a , transverses what is the red edge $[d_{k-1}^u, \overline{d_{k-1}^a}] = [d_k^a, \overline{d_{k-1}^a}]$ in G_{k-1} (and a purple edge in G_k) from $d_k^a = d_{k-1}^u$ to $\overline{d_{k-1}^a}$, transverses the black edge $[\overline{d_{k-1}^a}, d_{k-1}^a]$ from the vertex $\overline{d_{k-1}^a}$ to the vertex d_{k-1}^a , continues as such through all of the new red edges for the g_i with $j \leq i \leq k$, and ends by transversing the black edge $[\overline{d_{j+1}^a}, d_{j+1}^a]$ from the vertex $\overline{d_{j+1}^a}$ to the vertex d_{j+1}^a and what is the red edge $[d_j^u, \overline{d_j^a}] = [d_{j+1}^a, \overline{d_j^a}]$ in G_j (purple edge in G_k), and then the black edge $[\overline{d_j^a}, d_j^a]$ from the vertex $\overline{d_j^a}$ to the vertex d_j^a .

In other words, a switch path alternates between the red edges (oriented from the unachieved direction d_j^u to $\overline{d_j^a}$) for the G_j (for descending j) and the black edges between.

Remark 7.30. We clarify here some ways switch paths and construction paths differ.

- (1) Switch paths look like construction paths but, while the purple edges in the construction path for a construction composition $(g_{i-k}, \dots, g_i; G_{i-k-1}, \dots, G_i)$ are purple in each G_l with $i-l \leq l < i$, for a switch path, they will be red edges in the structure G_l they are created in and then will not exist at all in the structures G_m with $m < l$. The change of color of red edges and then disappearance of edges is the reason for (3) in the switch sequence definition.
- (2) Unlike constructions paths, switch paths do not give subpaths of lamination leaves.

Lemma 7.31. *The switch path associated to a realized switch sequence $(g_j, \dots, g_k; G_{j-1}, \dots, G_k)$ forms a smooth path in the LTT structure G_k .*

Proof: The red edge in G_k is $[d_k^u, \overline{d_k^a}]$. We are left to show (by induction) that:

- (1) For each $1 \leq l < k$, $[d_l^u, \overline{d_l^a}] = [d_{l+1}^a, \overline{d_l^a}]$ is a purple edge of G_k and
- (2) the purple edges $[d_{l+1}^a, \overline{d_l^a}]$ (together with the black edges in the switch sequence) form a smooth path in G_k .

Start with the base case. By the switch properties, the red edge in G_{k-1} is $[d_{k-1}^u, \overline{d_{k-1}^a}] = [d_k^a, \overline{d_{k-1}^a}]$. Since $d_k^a \neq d_k^u$ and $\overline{d_{k-1}^a} \neq d_k^u$ (by the switch sequence definition), $D^t g_k(\{d_k^a, \overline{d_{k-1}^a}\}) = \{d_k^a, \overline{d_{k-1}^a}\}$. Thus, by Lemma 5.21, $[d_k^a, \overline{d_{k-1}^a}]$ is a purple edge in G_k . The red edge in G_k is $[d_k^u, \overline{d_k^a}]$. So, by including the black edge $[\overline{d_k^a}, d_k^a]$, we have a path $[d_k^u, \overline{d_k^a}, d_k^a, \overline{d_{k-1}^a}]$ in G_k . This path is smooth since it alternates between colored and black edges. So our proof of the base case is complete.

We now prove the inductive step. By the inductive hypothesis we assume that the sequence of switches associated to g_k, \dots, g_{k-i} gives us a smooth path $[d_k^u, \dots, \overline{d_{k-i}^a}]$ in G_k ending with a purple edge with “free” vertex $\overline{d_{k-i}^a}$. We know that the red edge in G_{k-i-1} is $[d_{k-i-1}^u, \overline{d_{k-i-1}^a}] = [d_{k-i}^a, \overline{d_{k-i-1}^a}]$. As long as we do not have $d_l^u = d_{k-i}^a$ or $d_l^u = \overline{d_{k-i-1}^a}$ for $k-i \leq l \leq k$ (which holds again by the definition of a switch sequence), $D^t g_{k,k-i}(\{d_{k-i-1}^u, \overline{d_{k-i-1}^a}\}) = D^t g_{k,k-i}(\{d_{k-i}^a, \overline{d_{k-i-1}^a}\}) = \{d_{k-i}^a, \overline{d_{k-i-1}^a}\}$. This, as above, makes $[d_{k-i}^a, \overline{d_{k-i-1}^a}]$ a purple edge in G_k by Lemma 5.21.

Since $[d_k^u, \dots, \overline{d_{k-i}^a}]$ is a smooth path in G_k ending with a black edge, $[d_k^u, \dots, \overline{d_{k-i}^a}, d_{k-i}^a, \overline{d_{k-i-1}^a}]$ is also a smooth path in G_k , $[\overline{d_{k-i}^a}, d_{k-i}^a]$ is a black edge in G_k and as $[d_{k-i}^a, \overline{d_{k-i-1}^a}]$ is a purple edge in G_k .
QED.

Example 7.32. We return to the LTT structure G (for Graph XX) of Example 7.24 and number below the colored edges of a switch path.

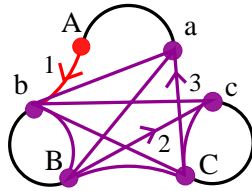


Figure 21: *Switch path in G with colored edges numbered*

A switch sequence for G constructed from the switch path is:

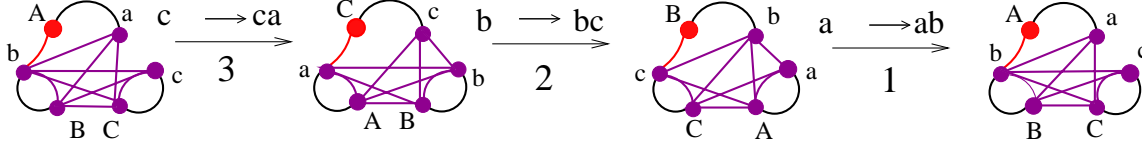


Figure 22: *Switch sequence constructed from the switch path in Figure 21*

Notice how the red edge in the destination LTT structure for the generator labeled by (1) is the first colored edge in the switch path, the red edge in the destination LTT structure for (2) is the second colored edge in the switch path, etc.

8 AM Diagrams

In this section we describe how to construct the “AM Diagram” for a Type (*) pIWG, as well as prove that Type (*) representatives are realized as loops in these diagrams.

Definition 8.1. Let \mathcal{G} be a given Type (*) pIW graph. A *PreAdmissible Map Diagram* (*PreAM Diagram*) for \mathcal{G} or *PreAMD*(\mathcal{G}) is the directed graph where

1. the nodes correspond to equivalence classes of admissible LTT structures for \mathcal{G}
2. for each admissible generator triple (g_i, G_{i-1}, G_i) for \mathcal{G} , there exists a directed edge $E(g_i, G_{i-1}, G_i)$ from the node $[G_{i-1}]$ to the node $[G_i]$.

The disjoint union of the maximal strongly connected subgraphs of *PreAMD*(\mathcal{G}) will be called the *Admissible Map Diagram* for \mathcal{G} (or *AMD*(\mathcal{G})).

The following proposition shows that we can restrict our search for representatives to loops in AM Diagrams. For the proposition and henceforth after, $E(g_1, G_0, G_1)$ will denote the oriented edge from $[G_0]$ to $[G_1]$ labeled by g_1 and $E(g_1, G_0, G_1) * \dots * E(g_k, G_{k-1}, G_k)$ will denote the oriented path in *AMD*(\mathcal{G}) from $[G_0]$ to $[G_k]$ that transverses the edges corresponding to the generators in the order they are composed (starting with the edge $E(g_1, G_0, G_1)$ and concluding with the $E(g_k, G_{k-1}, G_k)$). We say that $E(g_1, G_0, G_1) * \dots * E(g_k, G_{k-1}, G_k)$ *realizes* g or that g is *realized* by $E(g_1, G_0, G_1) * \dots * E(g_k, G_{k-1}, G_k)$. In particular, we say that the decomposition $\Gamma_0 \xrightarrow{g_1} \Gamma_1 \xrightarrow{g_2} \dots \xrightarrow{g_{k-1}} \Gamma_{k-1} \xrightarrow{g_k} \Gamma_k$ of g is *realized* by $E(g_1, G_0, G_1) * \dots * E(g_k, G_{k-1}, G_k)$ in *AMD*(\mathcal{G}).

Proposition 8.2. *If $g = g_k \circ \dots \circ g_1 : \Gamma \rightarrow \Gamma$ is an ideally decomposed Type (*) representative of $\phi \in \text{Out}(F_r)$ such that $\text{IW}(\phi) = \mathcal{G}$, with corresponding sequence of LTT structures $G_0 \xrightarrow{D^T(g_1)} G_1 \xrightarrow{D^T(g_2)} \dots \xrightarrow{D^T(g_{k-1})} G_{k-1} \xrightarrow{D^T(g_k)} G_k$, then $E(g_1, G_0, G_1) * \dots * E(g_k, G_{k-1}, G_k)$ forms an oriented loop in *AMD*(\mathcal{G}).*

Proof: Suppose that g is such a representative. We showed in Proposition 7.15 that g is a composition of permitted switches g_i and permitted extensions g_i , and thus of admissible maps. This tells us that $E(g_1, G_0, G_1) * \dots * E(g_k, G_{k-1}, G_k)$ forms an oriented loop in *PreAMD*(\mathcal{G}). Since all loops of a graph are contained in the union of the maximal strongly connected subgraphs of the graph, we know that $E(g_1, G_0, G_1) * \dots * E(g_k, G_{k-1}, G_k)$ is actually in *AMD*(\mathcal{G}), proving the proposition. QED.

Definition 8.3. We denote the loop $E(g_1, G_0, G_1) * \cdots * E(g_k, G_{k-1}, G_k)$ by $L(g_1, \dots, g_k)$.

Corollary 8.4. (of Proposition 8.2) *If no loop in $AMD(\mathcal{G})$ gives a Type (*) representative of an ageometric, fully irreducible outer automorphism $\phi \in Out(F_r)$ such that $IW(\phi) = \mathcal{G}$, then such a ϕ does not exist. In particular, any of the following properties of an AM Diagram would prove that such a representative does not exist:*

- (1) *There is at least one edge direction pair $\{d_i, \overline{d_i}\}$, where $e_i \in \mathcal{E}(\Gamma)$, such that no red vertex in $AMD(\mathcal{G})$ is labeled by either d_i or $\overline{d_i}$.*
- (2) *The representative corresponding to each loop in $AMD(\mathcal{G})$ has a PNP.*

Proof: Proposition 3.3 says that such a ϕ would have an ideally decomposed Type (*) representative g and Proposition 8.2 shows that any ideally decomposed Type (*) representative would be realized by a loop in $AMD(\mathcal{G})$. Thus, g has a realization $L(g_1, \dots, g_m)$ in $AMD(\mathcal{G})$.

If, for some $1 \leq i \leq r$, $L(g_1, \dots, g_m)$ did not contain an LTT structure G_k where either $d_k^u = d^i$ or $d_k^u = \overline{d^i}$, then the corresponding automorphism would fix the generator of F_r corresponding to E_i , which would make g reducible, contradicting that $\phi \in Out(F_r)$ is fully irreducible. So (1) is proved.

Since Type (*) representatives must be PNP-free, if no loop in $AMD(\mathcal{G})$ realizes a PNP-free automorphism, then no Type (*) representative exists. This proves (2) and thus the entire corollary since the first sentence is a direct consequence of the Proposition 8.2.

QED.

9 Full Irreducibility Criterion

The main goal of this section is the proof of a “Folk Lemma” giving a criterion, the “Full Irreducibility Criterion (FIC),” for an irreducible train track map to represent a fully irreducible outer automorphism. Our original approach to proving the criterion involved the “Weak Attraction Theorem,” several notions of train tracks, laminations, and the basin of attraction for a lamination. However, Michael Handel graciously provided a way to finish the proof making much of our initial work unnecessary. The proof of the criterion we give here uses Michael Handel’s recommendation.

9.1 Free Factor Systems, Filtrations, and RTTs

The following definitions are necessary to understand the definition of a relative train track representative for an outer automorphism. While [BH92] gives that we always have train track representatives for irreducible outer automorphisms, this is not true for reducible outer automorphisms. Relative train tracks were invented by Bestvina and Handel to approximate train tracks as best possible in this circumstance. We use relative train tracks in our proof of the Full Irreducibility Criterion.

We begin by defining a “free factor system” for a free group, F_r , of rank r .

Definition 9.1 (BFH00). $\mathcal{F} = \{[F^1], \dots, [F^k]\}$ is a *free factor system* for F_r if $F^1 * F^2 * \cdots * F^k$ is a free factor of F_r and each F^i is nontrivial. For free factor systems \mathcal{F}_1 and \mathcal{F}_2 , we say that $\mathcal{F}_1 \sqsubset \mathcal{F}_2$ when, for each $[F^i] \in \mathcal{F}_1$, there exists some $[F^j] \in \mathcal{F}_2$ such that $[F^i] \sqsubset [F^j]$, i.e. F^i is conjugate to a free factor of F^j .

A distinguishing characteristic of reducible outer automorphism representatives is the existence of proper nontrivial invariant subgraphs. A relative train track representative of such an outer automorphism will have a “filtration” of invariant subgraphs “realizing” a nested sequence of free factors. Over the course of the next few definitions we describe what this means.

Definition 9.2 (BH92). For a topological representative $g : \Gamma \rightarrow \Gamma$ of $\phi \in \text{Out}(F_r)$, an increasing sequence of g -invariant subgraphs $\emptyset = \Gamma_0 \subset \Gamma_1 \subset \cdots \subset \Gamma_k = \Gamma$ such that each component of each subgraph contains at least one edge is called a *filtration*. For such a filtration, the closure H_t of $\Gamma_t - \Gamma_{t-1}$ is called the t^{th} *stratum*. Let $\mathcal{E}_t^+ = \{E_1^t, \dots, E_{n_t}^t\}$ denote the set of edges of H_t with some prescribed orientation and let $\mathcal{E}_t = \{E_1^t, \overline{E_1^t}, \dots, E_{n_t}^t, \overline{E_{n_t}^t}\}$. The *transition submatrix* for the stratum H_t is the square matrix M_t such that, for each i and j , the ij^{th} entry is the number of times $g(E_j^t)$ crosses over E_i^t in either direction. Strata with zero matrices as their transition submatrices are called *zero strata*. Let λ_t denote the *Perron-Frobenius eigenvalue* for M_t , i.e. the real eigenvalue of largest norm. Then H_t is called *exponentially growing (EG)* if $\lambda_t > 1$ and a *nonexponentially growing (NEG)* if $\lambda_t = 1$.

We are now ready for the relative train track representative definition, as defined in [BH92].

Definition 9.3 (BH92). A *Relative Train Track (RTT) Representative* of an outer automorphism $\phi \in \text{Out}(F_r)$ is a topological representative $g : \Gamma \rightarrow \Gamma$ and filtration $\emptyset = \Gamma_0 \subset \Gamma_1 \subset \cdots \subset \Gamma_k = \Gamma$ such that:

- (1) Each M_t is either the zero matrix or is irreducible;
- (2) all vertices have valence greater than one; and
- (3) each EG-stratum satisfies:
 - (a) for each edge $E \in \mathcal{E}_t$, the first edge of $g(E)$ is in \mathcal{E}_t ,
 - (b) $g_{\#}(\beta)$ is nontrivial for each nontrivial path $\beta \subset \Gamma_{t-1}$ having endpoints in $\Gamma_{t-1} \cap H_t$, and
 - (c) $g(\gamma) \subset \Gamma_r$ is a t -legal path (i.e. Γ_{t-1} contains each of its illegal turns) for each legal path $\gamma \subset H_t$.

The following are needed for understanding the revised versions of RTTs used in proving the Full Irreducibility Criterion.

Definition 9.4. Suppose Γ is a marked graph and Γ_i is a subgraph with non-contractible components C_1, \dots, C_k . Then $\mathcal{F}(\Gamma_i) = \{\pi(C_1), \dots, \pi(C_k)\}$ is called the free factor system $\mathcal{F}(\Gamma_i)$ *realized* by Γ_i . A nested sequence of free factor systems $\mathcal{F}^1 \sqsubset \mathcal{F}^2 \sqsubset \cdots \sqsubset \mathcal{F}^m$ is said to be *realized* by an RTT $g : \Gamma \rightarrow \Gamma$ and filtration $\emptyset = \Gamma_0 \subset \Gamma_1 \subset \cdots \subset \Gamma_k = \Gamma$ if each \mathcal{F}^j is realized by some Γ_{i_j} . [BH92]

A topological representative $g : \Gamma \rightarrow \Gamma$ and filtration $\emptyset = \Gamma_0 \subset \Gamma_1 \subset \cdots \subset \Gamma_k = \Gamma$ are called *reduced* if each H_t satisfies: For any $l > 0$ and each ϕ^l -invariant free factor system \mathcal{F} such that $\mathcal{F}(\Gamma_{i-1}) \sqsubset \mathcal{F} \sqsubset \mathcal{F}(\Gamma_i)$, either $\mathcal{F} = \mathcal{F}(\Gamma_{i-1})$ or $\mathcal{F} = \mathcal{F}(\Gamma_i)$. [BFH00]

We will use a correspondence proved in [BFH00] between attracting laminations for an outer automorphism $\phi \in \text{Out}(F_r)$ and the EG-strata of an RTT representative $g : \Gamma \rightarrow \Gamma$ of ϕ : For each EG stratum H_t of g , there exists a unique attracting lamination (denoted by Λ_t) having H_t as the highest stratum crossed by the realization $\lambda \subset \Gamma$ of a Λ_t -generic line. H_t is called the *EG-stratum determined by $\Lambda_t \in \mathcal{L}(\phi)$* .

We will remind the reader of the definition of a revised version of a relative train track called a “complete split relative train track (CT).” These train tracks are defined by M. Feighn and M. Handel in [FH09]. However, we first give the definition of a “complete splitting.” Both these definitions are specialized definitions for the case of ageometric outer automorphisms (where there are, in particular, no closed PNPs).

Definition 9.5 (FH09). A nontrivial path or circuit γ is *completely split* if it has a *complete splitting*, i.e. can be written as $\gamma = \dots \gamma_{l-1} \gamma_l \dots$ where

- (1) each γ_i is either a single edge in an irreducible stratum, an iNP, or a taken connecting path in a zero stratum and
- (2) $g_{\#}^k(\gamma) = \dots g_{\#}^k(\gamma_{l-1}) g_{\#}^k(\gamma_l) \dots$

In the case of a complete splitting we write $\gamma = \dots \gamma_{l-1} \bullet \gamma_l \dots$.

Definition 9.6 (FH09). An RTT representative $g : \Gamma \rightarrow \Gamma$ of $\phi \in \text{Out}(F_r)$, together with its filtration \mathcal{F} given by $\emptyset = \Gamma_0 \subset \Gamma_1 \subset \dots \subset \Gamma_k = \Gamma$, is a *Completely Split Relative Train Track (CT)* if it satisfies all of the following:

- (CT1) g is rotationless.
- (CT2) g is completely split, that is:
 - (a) $g(E)$ is completely split for each edge E in each irreducible stratum and
 - (b) $g_{\#}(\sigma)$ is completely split for each taken connecting path σ in a zero stratum.
- (CT3) \mathcal{F} is reduced and the cores of the Γ_i are also filtration elements. (Recall that the *core* of a finite graph K is the subgraph consisting of all edges of K crossed by some circuit in K).
- (CT4) The endpoints of all iNPs are vertices (necessarily principal). For each NEG-stratum H_i and nonfixed edge of H_i , the terminal endpoint is principal (and hence fixed).
- (CT5) Periodic edges are fixed and the endpoints of fixed edges are principal. For a fixed stratum H_t with unique edge E_t , either E_t is a loop or each end of E_t is in Γ_{t-1} and Γ_{t-1} is a core graph.
- (CT6) For each zero stratum H_i , there is an EG-stratum H_t (with $t > i$) such that:
 - (a) H_i is enveloped by H_t , i.e.
 - (i) for some $u < i < t$, H_u is irreducible,
 - (ii) no component of G_t is contractible,
 - (iii) H_i is a component of G_{t-1} , and
 - (iv) each H_i -vertex is of valence greater than one in G_t .
 - (b) Each edge of H_i is *t-taken* (i.e. is a maximal subpath of $g_{\#}^k(E)$ in H_i for some $k > 0$ and edge E in H_t)
 - (c) H_t contains every vertex of H_i and the link of each vertex of H_i is contained in $H_i \cup H_t$.
- (CT7) There are no *linear edges* (i.e. edges E_i of NEG-strata H_i such that $g(E_i) = E_i u_i$ for some nontrivial NP $u_i \in \Gamma_{i-1}$).
- (CT8) The highest edges of iNPs do not belong to NEG-strata.
- (CT9) Suppose that H_t is an EG-stratum and that ρ is a height- t iNP. Then the restriction of g to Γ_t is $\theta \circ g_{t-1} \circ g_t$ where:

- (a) $g_t : \Gamma_t \rightarrow \Gamma^1$ can be decomposed into proper extended folds defined by iteratively folding ρ ,
- (b) $g_{t-1} : \Gamma^1 \rightarrow \Gamma^2$ can be decomposed into folds involving edges in Γ_{t-1} , and
- (c) $\theta : \Gamma^2 \rightarrow \Gamma_t$ is a homomorphism.

Remark 9.7. If $\phi \in \text{Out}(F_r)$ is forward rotationless and \mathcal{C} is a nested sequence of ϕ -invariant free factor systems, then ϕ is represented by a CT $g : \Gamma \rightarrow \Gamma$ and filtration \mathcal{F} that realizes \mathcal{C} [FH09, Theorem 4.29].

Before we can finally give our Fully Irreducibility Criterion proof, we need to remind the reader of the following.

Definition 9.8 (BFH00). The *complexity* of the free factor system $\mathcal{F} = \{[F^1], \dots, [F^k]\}$ is defined to be zero if \mathcal{F} is trivial and is otherwise defined to be the non-increasing sequence of positive integers obtained by rearranging the set $\{\text{rank}(F^1), \dots, \text{rank}(F^k)\}$. The set of all complexities is given a lexicographic ordering.

The *free factor support* for a subset $B \subset \mathcal{B}$ is defined in [BFH00, Corollary 2.6.5] to be the unique free factor system of minimal complexity carrying every element of \mathcal{B} .

The only relevant information about the free factor support for our proof of the FIC is that, if a lamination is carried by a proper free factor, then its support is a proper free factor. If this were not the case, then the free factor support would have to have rank r (and thus complexity $\{r\}$), while the free factor carrying the lamination (because it is proper) must be of rank less than r , giving it complexity less than the free factor support and hence contradicting that a free factor support is of minimal complexity.

We would like to credit Michael Handel for his contributions to the proof of the following “Folk lemma,” which we will call the *Full Irreducibility Criterion (FIC)*.

Lemma 9.9. (*The Full Irreducibility Criterion*) Let $g : \Gamma \rightarrow \Gamma$ be an irreducible train track representative of $\phi \in \text{Out}(F_r)$. Suppose that

- (I) g has no PNPs,
- (II) the transition matrix for g is Perron-Frobenius, and
- (III) all $LW(x; g)$ for g are connected.

Then ϕ is a fully irreducible outer automorphism.

Proof: Suppose that $g : \Gamma \rightarrow \Gamma$ is an irreducible TT representative of $\phi \in \text{Out}(F_r)$ with Perron-Frobenius transition matrix, with connected local Whitehead graphs, and with no PNPs. Since g has a Perron-Frobenius transition matrix, as an RTT, it has precisely one stratum and that stratum is EG. Hence, it has precisely one attracting lamination [BFH00]. Since the number of attracting laminations belonging to a TT representative of ϕ is independent of the choice of representative, any representative of ϕ would also have precisely one attracting lamination.

Suppose, for the sake of contradiction, that ϕ were not fully irreducible. Then some power ϕ^k of ϕ would be reducible. If necessary, take an even higher power so that ϕ will also be rotationless (this does not change the reducibility). Notice that, since $\mathcal{L}(\phi)$ is ϕ -invariant, any representative of ϕ^k would also have precisely one attracting lamination.

Since ϕ^k is reducible (and rotationless), there exists a completely split train track representative $h : \Gamma' \rightarrow \Gamma'$ of ϕ^k with more than one stratum [FH09, Theorem 4.29]. Since ϕ^k has precisely one attracting lamination, h will have precisely one EG-stratum H_t . Each stratum H_i , other than H_t and any zero strata (if they exist), would be an NEG-stratum consisting of a single edge E_i [FH09, Lemma 4.22]. We will consider separately the cases where $t = 1$ and where $t > 1$.

Notice that, since any zero stratum has zero transition matrix (and thus must have every edge mapped to a lower filtration element by h), a zero stratum could not be H_1 . Thus, if $t > 1$, then H_1 is NEG and must consist of a single edge E_1 . Since H_1 is bottom-most, it would have to be fixed, as there are no lower strata for its edge to be mapped into. But then, according to (CT5), E_1 would have to be an invariant loop, which would mean that ϕ^k would have a rank-1 invariant free factor. However, g was PNP-free, which means that g^k was PNP-free and thus that ϕ^k should not be able to have a rank-1 invariant free factor. We have thus reached a contradiction for the case where $t > 1$.

Now assume that $t = 1$. This would imply that $\Lambda(\phi^k)(= \Lambda(\phi))$ is carried by a proper free factor. Proposition 2.4 of [BFH97] states that, if a finitely generated subgroup $A \subset F_r$ carries Λ_ϕ , then A has finite index in F_r . The necessary conditions for this proposition are actually only: (1) the transition matrix of g is irreducible and (2) at each vertex of Γ , the local Whitehead graph is connected. (Up to the contradiction in the proof of Proposition 2.4 of [BFH97], the only properties used in the proof are that the support is finitely generated, proper, and carries the lamination. The contradiction uses Lemma 2.1 of [BFH97], which simply proves that properties (1) and (2) carry over to lifts of g to finite-sheeted covering spaces, using no properties other than properties (1) and (2).) The assumptions (1) and (2) are assumptions in the hypotheses of our criteria and Λ is still the attracting lamination for g and so we can apply the proposition to create a contradiction with the fact that Λ has proper free factor support. Applying the proposition, since proper free factors have infinite index, the support must be the whole group. This contradicts that the EG-stratum is H_1 and that there must be more than one stratum.

We have thus shown that we cannot have more than one stratum with $t = 1$ or $t > 1$. So all powers of ϕ must be irreducible and thus ϕ is fully irreducible, as desired.
QED.

Remark 9.10. To apply this lemma, we need a procedure for proving the nonexistence of PNPs, as stated in Proposition 10.2 of the following section.

10 Nielsen Path Identification

In this section we give a method for finding all iPNPs, thus PNPs, in our circumstance. While we have not yet proved the method's finiteness, its application ended quickly in all examples thus far.

Example 10.1. As a warm-up to the procedure, we give the following example of the procedure applied to the construction composition g :

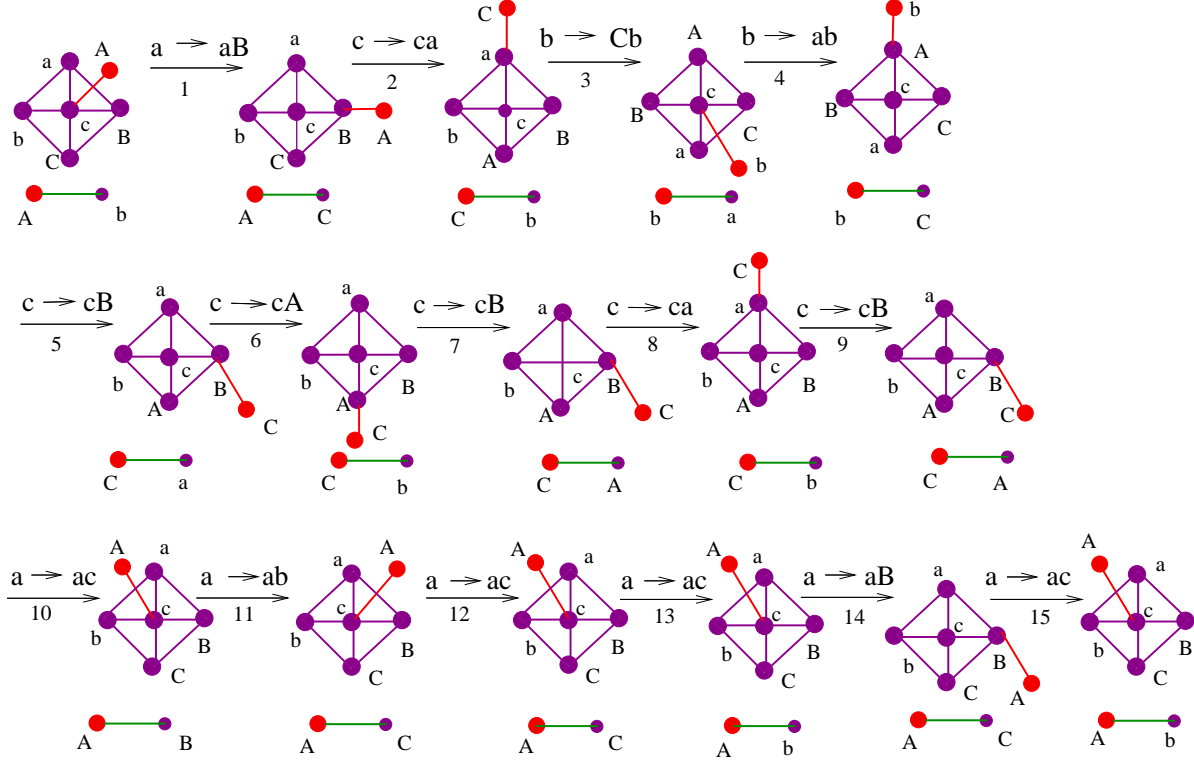


Figure 23: (underneath each graph we included the green illegal turn from the augmented LTT structure)

The green illegal turn for g is $\{\bar{a}, b\}$. We will try to build an iPNP $\bar{\rho}_1 \rho_2$ where $\rho_1 = \bar{a} \dots$ and $\rho_2 = b \dots$ are legal paths.

Since $g_1(b) = b$ is a subpath of $g_1(\bar{a}) = b\bar{a}$, we must add another edge after b in ρ_2 . And, since $D_0(\bar{c})$ is red in G_1 , the edge added after b will be such that its initial direction is a preimage of $D_0(\bar{c})$ (the other direction in T_2) under Dg_1 . The only such preimage is $D_0(\bar{c})$. Thus, the next edge of ρ_2 would have to be \bar{c} .

$g_{2,1}(\bar{a}) = g_2(b)\bar{a}$ is a subpath of $g_{2,1}(b\bar{c}) = g_2(b)\bar{a}\bar{c}$, so we must add another edge after \bar{a} in ρ_1 . Since $D_0(\bar{a})$ is red in G_2 , the edge added after \bar{a} will be such that its initial direction is a preimage of $D_0(b)$ (the other direction in T_3) under $Dg_{2,1}$. There are two such preimages: Case 1 will be where the initial direction is $D_0(\bar{a})$ and Case 2 will be where the initial direction is $D_0(b)$.

We try each of these as the next edge of ρ_1 .

For Case 1, suppose that the next edge of ρ_1 is \bar{a} . Since $g_{3,1}(b\bar{c}) = g_{3,2}(b)g_3(\bar{a})\bar{c}$ is a subpath of $g_{3,1}(\bar{a}\bar{a}) = g_{3,2}(b)g_3(\bar{a})\bar{c}b\bar{a}$, it follows that we must add another edge after \bar{c} in ρ_2 . Since $D_0(b)$ is red in G_3 , the new edge will have to be such that its initial direction is a preimage of $D_0(a)$ (the other direction in T_4) under Dg_3 . The only such preimage is $D_0(a)$. So the next edge of ρ_2 would have to be a .

Now, $g_{4,1}(b\bar{c}a) = g_{4,2}(b)g_{4,3}(\bar{a})g_4(\bar{c})a\bar{b}\bar{a}\bar{c}$ and $g_{4,1}(\bar{a}\bar{a}) = g_{4,2}(b)g_{4,3}(\bar{a})g_4(\bar{c})ab\bar{a}$. Since $\{b, \bar{b}\} \neq T_5$ (and $b \neq \bar{b}$), $\bar{a}\bar{a}$ and $b\bar{c}a$ could not start ρ_1 and ρ_2 , respectively.

For Case 2, suppose that the next edge of ρ_1 is b . Since $g_{3,1}(b\bar{c}) = g_{3,2}(b)g_3(\bar{a})\bar{c}$ is a subpath of $g_{3,1}(ab) = g_{3,2}(b)g_3(\bar{a})\bar{c}b$, it follows that we must add another edge of ρ_2 after \bar{c} . As above, $D_0(b)$ is red in G_3 , so we can follow the logic above and see that the next edge of ρ_2 would have to be a .

$g_{4,1}(b\bar{c}a) = g_{4,2}(b)g_{4,3}(\bar{a})g_4(\bar{c})a\bar{b}\bar{a}c$ and $g_{4,1}(\bar{a}b) = g_{4,2}(b)g_{4,3}(\bar{a})g_4(\bar{c})ab$, which again leaves us with $\{b, \bar{b}\}$. So, as above, $\bar{a}b$ and $b\bar{c}a$ could not start ρ_1 and ρ_2 , respectively.

This rules out all possibilities for $\overline{\rho_1}\rho_2$ and so g has no iPNPs, and thus no PNPs, as desired.

Throughout this section, $g : \Gamma \rightarrow \Gamma$ will be a semi-ideally decomposed TT representative of $\phi \in \text{Out}(F_r)$ with the same notation as that given at the end of Section 3. We will additionally require that $g = g_n \circ \dots \circ g_1$ satisfies AM Properties (I)-(VIII) and, in particular, is a permitted composition. Let $f_k = g_k \circ g_1 \circ g_n \circ \dots \circ g_{k+1}$ and $G_k = G(f_k)$.

Proposition 10.2. *There exists a procedure for determining all iPNPs $\rho = \overline{\rho_1}\rho_2$ for g , where $\rho_1 = e_1 \dots e_m$; $\rho_2 = e'_1 \dots e'_{m'}$; $e_1, \dots, e_m, e'_1, \dots, e'_{m'} \in \mathcal{E}(\Gamma)$; and $\{D_0(e_1), D_0(e'_1)\} = \{d_1, d'_1\}$ is the unique illegal turn of ρ .*

Let $\rho_{1,k} = e_1 \dots e_k$ and $\rho_{2,l} = e'_1 \dots e'_l$ throughout the following procedure.

- (I) Apply generators g_1, g_2 , etc, to e_1 and to e'_1 until $Dg_{j,1}(e'_1) = Dg_{j,1}(e_1)$. Either $g_{j,1}(e_1)$ is a subpath of $g_{j,1}(e'_1)$ or vice versa. Without loss of generality assume that $g_{j,1}(e'_1)$ is a subpath of $g_{j,1}(e_1)$ so that $g_{j,1}(e_1) = g_{j,1}(e'_1)t_2 \dots$, for some edge t_2 . (Otherwise just switch all e_i and e'_i , ρ_1 and ρ_2 , etc, in the following arguments). Then, ρ_2 must contain another edge e'_2 . We explain in (III) how to find all possibilities for this edge.
- (II) Inductively, assume that $g_{j,1}(\rho_{1,k}) = g_{j,1}(\rho_{2,s})t_{s+1} \dots$ (or again switch e_i for e'_i , ρ_1 for ρ_2 , and so on).
- (III) We must add another edge e'_{s+1} to ρ_2 . There are two cases to consider:
 - (a) If $D_0(t_{s+1}) = d_j^u$, then the different possibilities for e'_{s+1} are determined by the directions d'_{s+1} such that $T_{j+1} = \{Dg_{j,1}(d'_{s+1}), D_0(t_{s+1})\}$ where $D_0(e'_{s+1}) = d'_{s+1}$. (In this case there is a green segment between $Dg_{j,1}(d'_{s+1})$ and t_{s+1} in $G_{TA}(f_k)$, and $Dg_{j,1}(d'_{s+1})$ is the non-red direction of T_{j+1}).
 - (b) If $D_0(t_{s+1}) \neq d_j^u$, then the different possibilities for e'_{s+1} are all edges e'_{s+1} such that $Dg_{j,1}(d'_{s+1}) = D_0(t_{s+1})$ where $D_0(e'_{s+1}) = d'_{s+1}$. After throwing out any choices for d'_{s+1} such that $T_0 = \{\overline{d'_s}, d'_{s+1}\}$ is the green illegal turn for g , each remaining d'_{s+1} in (a) or (b) gives another prospective iPNP that we must continue applying the algorithm to.
- (IV) Suppose that at some step we do not have that $g_{j,l}(\rho_{2,k})$ is a subpath of $g_{j,l}(\rho_{1,s})$ (or vice versa). Then we compose with generators g_i until either:
 - (a) We composed with enough g_i to obtain some $g^{p'}$ such that $g^{p'}(\rho_{2,k}) = \tau'e'_1 \dots$ and $g^{p'}(\rho_{1,s}) = \tau'e_1 \dots$ for some legal path τ' (in this case proceed to (V)),
 - (b) $g_{j,l}(\rho_{2,k})$ is a subpath of $g_{j,l}(\rho_{1,s})$ or vice versa (in this case, return to (II) and continue with the algorithm as before), or
 - (c) some $g_{l,1} \circ g^{p'}(\rho_{2,k}) = \tau'\gamma_{2,k}$ and $g_{l,1} \circ g^{p'}(\rho_{1,s}) = \tau'\gamma_{1,s}$ where $\{D_0(\gamma_{2,k}), D_0(\gamma_{1,s})\}$ is a legal turn in G_l . In this case there cannot be an iPNP with $\overline{\rho_{2,k}}\rho_{1,s}$ as a subpath (proceed to (VIII)).
- (V) For each $1 \leq p'$ such that $g^{p'}(\rho_{2,m}) = \tau'e_1 \dots$ and $g^{p'}(\rho_{1,n}) = \tau'e'_1 \dots$ for some legal path τ' (for the appropriate m and n), check if $g_{\#}^{p'}(\overline{\rho_{1,n}}\rho_{2,m}) \subset \overline{\rho_{1,n}}\rho'_{2,m}$ or vice versa and follow the appropriate step (among (a)-(d) below).
 - (a) If, for some $1 \leq p'$, $g_{\#}^{p'}(\overline{\rho_{1,n}}\rho_{2,m}) = \overline{\rho_{1,n}}\rho_{2,m}$, then $\overline{\rho_{1,n}}\rho_{2,m}$ is the only possible iPNP for g .

(b) For each $1 \leq p'$ such that $g_{\#}^{p'}(\overline{\rho_{1,n}\rho_{2,m}}) \subset \overline{\rho_{1,n}\rho_{2,m}}$ (where containment is proper), proceed to (VII).

(c) If $\overline{\rho_{1,n}\rho_{2,m}} \subset g_{\#}^{p'}(\overline{\rho_{1,n}\rho_{2,m}})$ (where containment is proper), proceed to (VI).

(d) If we do not have $g_{\#}^{p'}(\overline{\rho_{1,n}\rho_{2,m}}) \subset \overline{\rho_{1,n}\rho_{2,m}}$ or vice versa for any $1 \leq p' \leq b$, then there is only one circumstance where we can possibly have an iPNP with $\overline{\rho_{2,m}\rho_{1,n}}$ as a subpath.

This is the case where $g_{\#}^{p'}(\overline{\rho_{1,n}\rho_{2,m}}) = \overline{\gamma_{1,n}\gamma_{2,m}}$ where either $\gamma_{1,n} \subset \rho_{1,n}$ and $\rho_{2,m} \subset \gamma_{2,m}$ or $\gamma_{2,m} \subset \rho_{2,m}$ and $\rho_{1,n} \subset \gamma_{1,n}$. In this case, apply (VII) to the side that is too short. Otherwise, there cannot be an iPNP with $\overline{\rho_{2,m}\rho_{1,n}}$ as a subpath, so proceed to (VIII).

(VI) We assume here that $\overline{\rho_{1,n}\rho_{2,m}} \subset g^{p'}(\overline{\rho_{1,n}\rho_{2,m}})$. Consider the final occurrence of e_n in the copy of $\rho_{1,n}$ in $g^{p'}(\overline{\rho_{1,n}\rho_{2,m}})$ and the final occurrence of e'_m in the copy of $\rho_{2,m}$ in $g^{p'}(\overline{\rho_{1,n}\rho_{2,m}})$. This final occurrence of e_n must have come from $g^{p'}(e_n)$ and this final occurrence of e'_m must have come from $g^{p'}(e'_m)$. This means that we have fixed points in e_n and e'_m . Replace $\overline{\rho_{1,n}\rho_{2,m}}$ with $\overline{\rho'_{1,n}\rho'_{2,m}}$ where $\overline{\rho'_{1,n}\rho'_{2,m}}$ is the same as $\overline{\rho_{1,n}\rho_{2,m}}$, except that e_n and e'_m are replaced with some partial edges ending at the fixed points. Repeat this process until some $\overline{\rho'_{1,n}\rho'_{2,m}}$ is an iPNP.

(VII) We assume here that $g^{p'}(\overline{\rho_{1,n}\rho_{2,m}}) \subset \overline{\rho_{1,n}\rho_{2,m}}$ (where containment is proper). Without loss of generality, assume that there exists a t_{m+1} such that $g^{p'}(\overline{\rho_{1,n}\rho_{2,m}})t_{m+1} \subset \overline{\rho_{1,n}\rho_{2,m}}$. For each direction d_i such that $Dg^{p'}(d_i) = D_0(t_{m+1})$ and such that $\{D_0(\overline{e_{i-1}}), D_0(e_i)\}$ is not the green illegal turn $\{D_0(e_1), D_0(e'_1)\}$ for g , return to (V) with $\rho_{2,m+1}$ where $D_0(e_{m+1}) = d_i$.

(VIII) Continue to rule out the other possible subpaths that have arisen via this procedure (by different choices of d_i , as in (III) or (VII)). If there are no other possible subpaths, then we have shown there are no iPNPs for g_j , and thus no PNPs for g .

We will need the following Lemma(s) for the proof of this proposition.

Lemma 10.3. *Subpaths of legal paths are legal.*

Proof of Lemma: The set of turns of the subpath is a subset of the set of turns of the path. Since all turns of the path are legal, all turns of the subpath must also be legal. So the subpath must also be a legal path.

QED.

Proof of Proposition: We begin with an argument that will be used throughout the proof. Since $\rho = \overline{\rho_1\rho_2}$ is an iPNP, ρ_1 and ρ_2 are both legal paths. Since subpaths of legal paths are legal and since the images under $g_{k,1}$ of legal paths are legal, the paths $g_{k,1}(e_1 \dots e_l)$ and $g_{k,1}(e'_1 \dots e'_{l'})$ are legal for each $1 \leq k \leq n$, $1 \leq l \leq m$, and $1 \leq l' \leq n'$.

Since $\{D_0(e_1), D_0(e'_1)\}$ is an illegal turn, for some j , $Dg_{j,1}(e'_1) = Dg_{j,1}(e_1)$. We need to prove that either $g_{j,1}(e_1)$ is a subpath of $g_{l,1}(e'_1)$ or vice versa. Let $d_1 = D_0(e_1)$ and $d'_1 = D_0(e'_1)$. Since $\{D_0(e_1), D_0(e'_1)\}$ is an illegal turn for g and the only illegal turn for g is $T_1 = \{d_0^{pu}, d_0^{pa}\}$, $\{d_1, d'_1\} = \{d_0^{pu}, d_0^{pa}\}$. Without loss of generality suppose that $d_1 = d_0^{pu}$ (and $d'_1 = d_0^{pa}$). Since g_1 is defined by $e_0^{pu} \mapsto e_1^a e_1^u$, it follows that $g_1(e_1) = g_1(e_0^{pu}) = e_1^a e_1^u$ and $g_1(e'_1) = g_1(e_0^{pa}) = e_1^a$. So $g_1(e'_1)$ is a subpath of $g_1(e_1)$. Since $g_{j,2}$ is an automorphism and also takes legal paths to legal paths, $g_{j,2}(g_1(e'_1)) = g_{j,2}(e_1^a)$ is a subpath of $g_{j,2}(g_1(e_1)) = g_{j,2}(e_1^a e_1^u) = g_{j,2}(e_1^a)g_{j,2}(e_1^u)$, as desired.

The final thing to show for (I) is that ρ_2 must contain a second edge e'_2 . Suppose ρ_2 did not contain a second edge. Then tightening would cancel out all of $g_{j,1}(\rho_2)$ with an initial subpath of

$g_{j,1}(\rho_1)$ and so certainly would cancel out all of $g_{j,1}(\rho_2)$ with an initial subpath of $g_{j,1}(\rho_1)$. Thus, $(g_{j,1})_{\#}(\rho) = (g_{j,1})_{\#}(\overline{\rho_1}\rho_2)$ would be a subpath of $g_{j,1}(\rho_2)$ and hence would be legal. So $g_{\#}^p(\rho) = (g^{p-1} \circ g_{n,j+1})_{\#}((g_{j,1})_{\#}(\rho))$ is legal for all p , contradicting that some $g_{\#}^p(\rho) = \rho$, which has an illegal turn.

To start off proving (III) we need a similar argument, as in the previous paragraph, to show that ρ_2 would have to have another edge e'_{s+1} . For the sake of contradiction, suppose that ρ_2 ended with e'_s . Then $(g_{j,1})_{\#}(\rho) = (g_{j,1})_{\#}(\overline{\rho_1}\rho_2)$ would be a subpath of $g_{j,1}(\rho_1)$ (for similar reasons as above), which leads to a contradiction as in the argument above.

We now prove the claims of (IIIa) and (IIIb). Since $g_{j,1}(\rho_{1,k}) = g_{j,1}(\rho_{2,s})t_{s+1}\dots$, $(g_{j,1})_{\#}(\overline{\rho_{1,k}}\rho_{2,s}) = \dots \overline{t_{s+1}} = \overline{\gamma}$ for some legal path γ (γ is legal because it is a subpath of the image of the legal path $\rho_{1,k}$). Additionally, $g_{j,1}(e'_{s+1})$ will be legal since e'_{s+1} is a legal path. Thus, $(g_{j,1})_{\#}(\overline{\rho_{1,k}}\rho_{2,s}) = (\overline{\gamma}g_{j,1}(e'_{s+1}))_{\#}$, which is just $\overline{\gamma}g_{j,1}(e'_{s+1})$ unless $Dg_{j,1}(d'_{s+1}) = D_0(t_{s+1})$, and then is legal unless $\{D_0(\gamma), D_0(g_{j,1}(e'_{s+1}))\}$ is an illegal turn, i.e. $T_{j+1} = \{Dg_{j,1}(d'_{s+1}), D_0(t_{s+1})\}$ with $D_0(e'_{s+1}) = d'_{s+1}$.

Suppose first that $D_0(t_{s+1}) = d_j^u$ (as in (III)(a)). Notice that, in this case, $D_0(t_{s+1})$ is not in the image of Dg_j and thus is not in the image of $Dg_{j,1} = D(g_j \circ g_{j-1,1})$ and so $Dg_{j,1}(d'_{s+1}) \neq D_0(t_{s+1})$. This tells us that $(\overline{\gamma}g_{j,1}(e'_{s+1}))_{\#} = \overline{\gamma}g_{j,1}(e'_{s+1})$, which will be a legal path unless $T_{j+1} = \{Dg_{j,1}(d'_{s+1}), D_0(t_{s+1})\}$. However, if $(g_{j,1})_{\#}(\overline{\rho_{1,k}}\rho_{2,s}) = \overline{\gamma}g_{j,1}(e'_{s+1})$, then $(g_{j,1})_{\#}(\rho) = (g_{j,1})_{\#}(\overline{\rho_1}\rho_2) = (g_{j,1})_{\#}(\overline{e_m} \dots \overline{e_{k+1}})\overline{\gamma}g_{j,1}(e'_{s+1})(g_{j,1})_{\#}(e'_{s+2} \dots e'_m) = g_{j,1}(\overline{e_m} \dots \overline{e_{k+1}})\overline{\gamma}g_{j,1}(e'_{s+1})g_{j,1}(e'_{s+2} \dots e'_m)$, since ρ_1 and ρ_2 are legal paths and the images of edges are legal. But $g_{j,1}(\overline{e_m} \dots \overline{e_{k+1}})\overline{\gamma}$ is a subpath of $g_{j,1}(\overline{\rho_1})$, so is legal, and $g_{j,1}(e'_{s+1})g_{j,1}(e'_{s+2} \dots e'_m)$ is a subpath of $g_{j,1}(\rho_2)$, so is legal, and we still have that $\overline{\gamma}g_{j,1}(e'_{s+1})$ is legal, which together would make $(g_{j,1})_{\#}(\rho)$ legal. This contradicts that some $g_{\#}^p(\rho) = (g^{p-1} \circ g_{j,n+1})_{\#}((g_{j,1})_{\#}(\rho))$ must be ρ , which has an illegal turn. So, $T_{j+1} = \{Dg_{j,1}(d'_{s+1}), D_0(t_{s+1})\}$, as desired.

Suppose now (as in (III)(b)) that $D_0(t_{s+1}) \neq d_j^u$. For the sake of contradiction suppose that $Dg_{j,1}(d'_{s+1}) \neq D_0(t_{s+1})$, where $D_0(e'_{s+1}) = d'_{s+1}$. First off, notice that this means that again $(\overline{\gamma}g_{j,1}(e'_{s+1}))_{\#} = \overline{\gamma}g_{j,1}(e'_{s+1})$. Also, since $Dg_{j,1}(d'_{s+1})$ cannot be d_j^u (see reasoning above) and $D_0(t_{s+1}) \neq d_j^u$, we cannot have $T_{j+1} = \{Dg_{j,1}(d'_{s+1}), D_0(t_{s+1})\}$. This would make $\overline{\gamma}g_{j,1}(e'_{s+1})$ legal, which leads to a contradiction as above. So $Dg_{j,1}(d'_{s+1}) = D_0(t_{s+1})$, as desired.

The final observation about (III) is that choices for e'_{s+1} such that $T_0 = \{D_0(e'_s), D_0(e'_{s+1})\}$ must be thrown out since ρ_2 must be a legal path.

We need to show for (IVc) that, if $g_{l,1} \circ g^{p'}(\rho_{2,k}) = \tau'\gamma_{2,k}$ and $g_{l,1} \circ g^{p'}(\rho_{1,s}) = \tau'\gamma_{1,s}$ where $\{D_0(\gamma_{1,s}), D_0(\gamma_{2,k})\}$ is a legal turn in G_l , then there cannot be an iPNP with $\overline{\rho_{2,k}}\rho_{1,s}$ as a subpath. We prove this now. Under the stated conditions, $g_{l,1} \circ g^{p'}(\rho_2) = \tau'\gamma_2$ and $g_{l,1} \circ g^{p'}(\rho_1) = \tau'\gamma_1$ where $\gamma_{2,k}$ is an initial subpath of γ_2 (both of which are legal) and $\gamma_{1,s}$ is an initial subpath of γ_1 (both of which are legal). Since $\{D_0(\gamma_1), D_0(\gamma_2)\} = \{D_0(\gamma_{1,s}), D_0(\gamma_{2,k})\}$ is a legal turn, $(g_{l,1} \circ g^{p'})_{\#}(\rho) = (g_{l,1} \circ g^{p'})_{\#}(\overline{\rho_1}\rho_2) = \overline{\gamma_1}\gamma_2$, which is a legal path. Let p be such that $g_{\#}^p(\rho) = \rho$. (Without loss of generality we can assume that $p > p'$ by replacing p by a multiple of p if necessary). Then, $g_{\#}^p(\rho) = ((g^{p-p'-1} \circ g_{n,l+1}) \circ (g_{l,1} \circ g^{p'}))_{\#}(\rho) = (g^{p-p'-1} \circ g_{n,l+1})_{\#}((g_{l,1} \circ g^{p'})_{\#}(\rho)) = (g^{p-p'-1} \circ g_{n,l})_{\#}(\overline{\gamma_1}\gamma_2) = (g^{p-p'-1} \circ g_{n,l})(\overline{\gamma_1}\gamma_2)$, since $\overline{\gamma_1}\gamma_2$ is a legal path. This makes $g_{\#}^p(\rho)$ legal since images under permitted compositions of legal paths are legal. And this contradicts that $g_{\#}^p(\rho) = \rho$, which is not a legal path. We have now verified everything needing verification in (IV).

As in (V), suppose that $g_{l,1} \circ g^{p'}(\rho_{2,m}) = \tau'e'_1 \dots$ and $g_{l,1} \circ g^{p'}(\rho_{1,n}) = \tau'e_1 \dots$ for some legal path τ' (for the appropriate m and n). (Va) is true by definition. Since (Vb) and (Vc) just refer us to later steps, we can just focus on (Vd) for now. The first thing that we need to prove for (Vd) is

that there is only one circumstance where we can possibly have an iPNP with $\overline{\rho_{1,n}}\rho_{2,m}$ as a subpath. Suppose that, for no power p' do we ever have $g_{\#}^{p'}(\overline{\rho_{1,n}}\rho_{2,m}) = \overline{\rho_{1,n}}\rho_{2,m}$, $g_{\#}^{p'}(\overline{\rho_{1,n}}\rho_{2,m}) \subset \overline{\rho_{1,n}}\rho_{2,m}$, $\overline{\rho_{1,n}}\rho_{2,m} \subset g_{\#}^{p'}(\overline{\rho_{1,n}}\rho_{2,m})$, or $g_{\#}^{p'}(\overline{\rho_{1,n}}\rho_{2,m}) = \overline{\gamma_{1,n}}\gamma_{2,m}$ where either $\gamma_{1,n} \subset \rho_{1,n}$ and $\rho_{2,m} \subset \gamma_{2,m}$ or $\gamma_{2,m} \subset \rho_{2,m}$ and $\rho_{1,n} \subset \gamma_{1,n}$. Now, for the sake of contradiction, suppose that some $\overline{\rho_{1,n+k}}\rho_{2,m+l}$ containing $\overline{\rho_{1,n}}\rho_{2,m}$ is an iPNP of period p . Since $\overline{\rho_{1,n+k}}\rho_{2,m+l}$ is an iPNP, $\rho_{1,n+k}$ and $\rho_{2,m+l}$ are both legal paths (as are the subpath $\rho_{1,n}$ and $\rho_{2,m}$). This tells us that $g_{\#}^p(\overline{\rho_{1,n+k}}\rho_{2,m+l}) = g^p(\overline{e'_{n+k}} \dots \overline{e_{n+1}})g_{\#}^{p'}(\overline{\rho_{1,n}}\rho_{2,m})g^p(e_{m+1} \dots e_{m+l})$. So $g_{\#}^{p'}(\overline{\rho_{1,n}}\rho_{2,m}) \subset g_{\#}^p(\overline{\rho_{1,n+k}}\rho_{2,m+l}) = \overline{\rho_{1,n+k}}\rho_{2,m+l}$. But this lands us in one of the situations we said could not occur, which is a contradiction.

The verification of (VI) is left to the reader and there is nothing really to prove in (VII) since the conditions for (V) still hold.
QED.

11 Representative Loops

The goal of this section is to prove, for a Type (*) pIW graph \mathcal{G} , that representatives coming from the loops in the $AMD(\mathcal{G})$ and satisfying certain prescribed properties, as mentioned before, are indeed TT representatives of ageometric, fully irreducible $\phi \in Out(F_r)$ such that $IW(\phi) = \mathcal{G}$. This result is given in Proposition 11.4.

The following three lemmas are used in the proof of Proposition 11.4.

Lemma 11.1. *For each k , T_k is not represented by any edge in G_{k-1} .*

Proof: For the sake of contradiction suppose that $T_k = \{d_{k-1}^{pa}, d_{k-1}^{pu}\}$ were represented by an edge in G_{k-1} . Then $\{d_{k-1}^{pa}, d_{k-1}^{pu}\}$ would be a turn in some $f_{k-1}^p(e_{k-1,i})$. By Lemma 5.2, the edge path $g_{k-1,1}(e_{0,i})$ contains $e_{k-1,i}$. Thus, the edge path $f_{k-1}^p \circ g_{k-1,1}(e_{k-1,i})$ would also contain the turn $\{d_{k-1}^{pa}, d_{k-1}^{pu}\}$. Since $g_k(e_{k-1}^{pa}) = g_k(e_{k-1}^{pu})$, this would contradict that $g_k \circ f_{k-1}^p \circ g_{k-1,1}(e_{0,i}) = g_{k-1,1}^p(e_{0,i})$ cannot have cancelation. So T_k cannot be represented by any edge in G_{k-1} , as desired.
QED.

Lemma 11.2. *Since one vertex of the green illegal turn T_{k+1} of G_k will be d_k^u , T_{k+1} cannot also be a purple edge in G_k . Also, d_k^u must be a vertex of the red edge $[t_k^R]$ of G_k .*

Proof: Since d_k^u has no preimage under Dg_k , it cannot be a vertex of a purple edge of G_k , as the purple edges of G_k are images of purple and red turns of G_{k-1} under Dg_k^C . The red edge in G_k is $[t_k^R] = [\overline{d_k^a}, d_k^u]$, which contains d_k^u .
QED.

Lemma 11.3. *For permitted compositions, images of legal paths and turns are legal.*

Proof of Lemma: Suppose that γ is a legal path and suppose that g is a permitted composition. Since permitted compositions are train track maps, the image under g of any edge of γ is legal. Thus, we only need to be concerned about what happens with the turns of γ . Since γ is legal, all turns of γ are legal. Since images of legal turns are legal, the images of all turns of γ are legal. Thus, the image of γ is legal, as desired.
QED.

Proposition 11.4. *Suppose that \mathcal{G} is a Type (*) pIW graph and that $L(g_1, \dots, g_k) = E(g_1, G_0, G_1) * \dots * E(g_k, G_{k-1}, G_k)$ is a loop in $AMD(\mathcal{G})$ satisfying:*

1. Each purple edge of $G(g)$ correspond to a turn taken by some $g^k(E_j)$ where $E_j \in \mathcal{E}(\Gamma)$;
2. for each $1 \leq i, j \leq q$, there exists some $k \geq 1$ such that $g^k(E_j)$ contains either E_i or \bar{E}_i ; and
3. g has no periodic Nielsen paths.

Then $g : \Gamma \rightarrow \Gamma$ is a train track representative of an ageometric fully irreducible $\phi \in \text{Out}(F_r)$ such that $IW(\phi) = \mathcal{G}$.

Proof of Proposition: By the FIC, we only need to show that g is a train track map, the transition matrix of g is Perron-Frobenius, and $IW(\phi) = \mathcal{G}$. Property (2) of this proposition is the same as AM Property (VIc) and so that the transition matrix is Perron-Frobenius follows from Lemma 6.1. That g is a train track map follows from Lemma 6.1. Since g has no PNPs, $IW(g) = SW(g)$, where $SW(g) = \bigcup_{\text{vertices } v \in \Gamma} LSW(v; g)$. By the definition of $LSW(v; g)$, $\bigcup_{\text{vertices } v \in \Gamma} LSW(v; g)$ edges correspond precisely with turns crossed over by some $g^k(E_j)$ where $E_j \in \mathcal{E}(\Gamma)$. By the definition of $G(g)$ the edges of $\bigcup_{\text{vertices } v \in \Gamma} LSW(v; g)$ correspond precisely with the purple edges of $G(g)$.

This completes the proof.

QED.

12 Procedure for Building Ideal Whitehead Graphs

In this section we give three different methods for constructing train track representatives that have the potential to be of Type (*) with a Type (*) pIW graph ideal Whitehead graph \mathcal{G} . Different methods work better in different circumstances. For example, if most of the LTT structures G with $PI(G) = \mathcal{G}$ are birecurrent, then Methods II and III are better suited (as $AMD(\mathcal{G})$ may be very large and impractical to construct). On the other hand, if only a few of the LTT structures G with $PI(G) = \mathcal{G}$ are birecurrent, then constructing $AMD(\mathcal{G})$ is much simpler than using “guess and check” methods and so Method I generally proves more practical.

In all figures of this section we continue with the convention that Y denotes \bar{y} , etc.

12.1 Method I (Building the Entire AM Diagram)

Let \mathcal{G} be a Type (*) pIW graph. We explain in Steps 1-6 below a procedure for constructing $AMD(\mathcal{G})$. Once $AMD(\mathcal{G})$ has been built, one still needs to find an appropriate loop in $AMD(\mathcal{G})$. We explain how to do this in Step 7. The final step will be to test the representative constructed from the loop to ensure that it is PNP-free. The procedure for identifying PNPs was explained and proved in Section 10.

STEP 1: CONSTRUCT AN LTT CHART FOR \mathcal{G}

A. An LTT Chart for \mathcal{G} will contain precisely one column for each way of labeling the vertices of \mathcal{G} with $\{x_1, \bar{x}_1, x_2, \bar{x}_2, \dots, x_{r-1}, \bar{x}_{r-1}, x_r\} = \{X_1, X_2, \dots, X_{2r-2}, X_{2r-1}\}$, except that:

1. We consider labelings of the vertices of \mathcal{G} equivalent when there is a permutation of the indices $1 \leq i \leq r-1$ and a permutation of the two elements of each pair $\{x_i, \bar{x}_i\}$ making the labelings identical (when we have such a permutation, we say that the labeled graphs are *Edge Pair Permutation (EPP) Isomorphic*, even in a graph where we also have a vertex

labeled by x_r or include black edges, making the graph an LTT structure)

Example 12.1. The following are two EPP-isomorphic graphs (in this example and the following examples, z denotes x_1 , Z denotes $\overline{x_1}$, y denotes x_2 , Y denotes $\overline{x_2}$, x denotes x_3 , and X denotes $\overline{x_3}$):

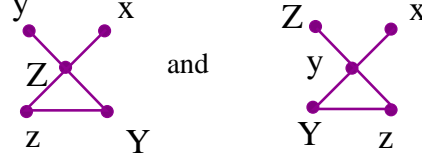


Figure 24: *Graphs EPP Isomorphic by the permutation taking y to \overline{z} and \overline{y} to z*

2. We leave out any labeling causing \mathcal{G} to have two edges of the form $[x_i, \overline{x_i}]$, each with a valence-one vertex (we will call an edge containing a valence-one vertex a *valence-one edge* and a pair of vertices of the form $\{x_i, \overline{x_i}\}$ an *edge pair*, making the statement say that we leave out any labeling causing \mathcal{G} to have two distinct pairs of edge-pair labeled vertices, each connected by a valence-one edge).

Example 12.2. Here we show a graph not included as a result of having distinct pairs of edge-pair labeled vertices, each connected by a valence-1 edge.

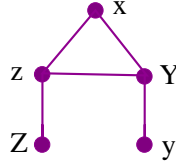


Figure 25: *Not in LTT Chart since $[y, \overline{y}]$ and $[z, \overline{z}]$ valence-one edges*

- B. Graphs determining the columns of an LTT Chart are colored purple and labeled from left to right by SW_I , SW_{II} , etc. We call these graphs the *Determining SW-Graphs* for the columns.

Remark 12.3. There is no canonical way of ordering the graph that will be SW_I , SW_{II} , etc. There is also no canonical way of choosing a labeled graph representing an EPP-isomorphic equivalence class. Thus, there will be multiple possible LTT Charts for \mathcal{G} , all of which will lead to the same diagram $AMD(\mathcal{G})$.

Example 12.4. In the case of Graph VII, one set of representatives we could use to determine the columns would be:

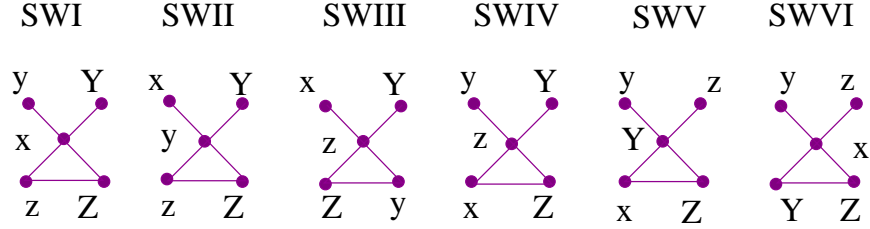


Figure 26: *Determining SW-Graphs for Graph VII*

C. Each column of the LTT Chart will contain a graph for each way of attaching (at a single vertex, called the *attaching vertex*) a red edge to the column's determining SW-graph so that:

1. the valence-one vertex of the red edge (which is colored red and called the *free vertex*) is labeled by $\overline{x_r}$ and
2. no valence-one edge connects edge pair vertices (there are no edges of the form $[x_i, \overline{x_i}]$ where either x_i has valence one or $\overline{x_i}$ has valence one).

Example 12.5. We show here two graphs that would not be included in an LTT Chart for Graph VII because they each have a valence-one edge connecting edge-pair vertices.

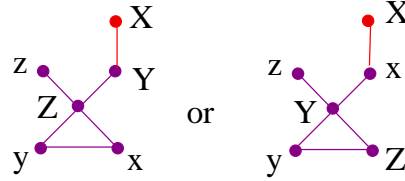


Figure 27: *Graphs not in LTT Chart because $[z, \overline{z}]$ and $[\overline{x}, x]$ are valence-one edges*

D. We label graphs in the first (SW_I) column from top to bottom I_a, I_b, I_c, \dots ; graphs in the second (SW_{II}) column from top to bottom II_a, II_b, II_c, \dots ; etc.

Example 12.6. *An LTT Chart for Graph VII*

In the following chart, the graphs we leave out are either EPP-isomorphic to one among those we included (see Figure 24) or violate one of the conditions for inclusion (as in Figure 27). We continue to denote z by x_1 , we denote Z by $\overline{x_1}$, we denote y by x_2 , we denote Y by $\overline{x_2}$, we denote x by x_3 , and we denote X by $\overline{x_3}$.

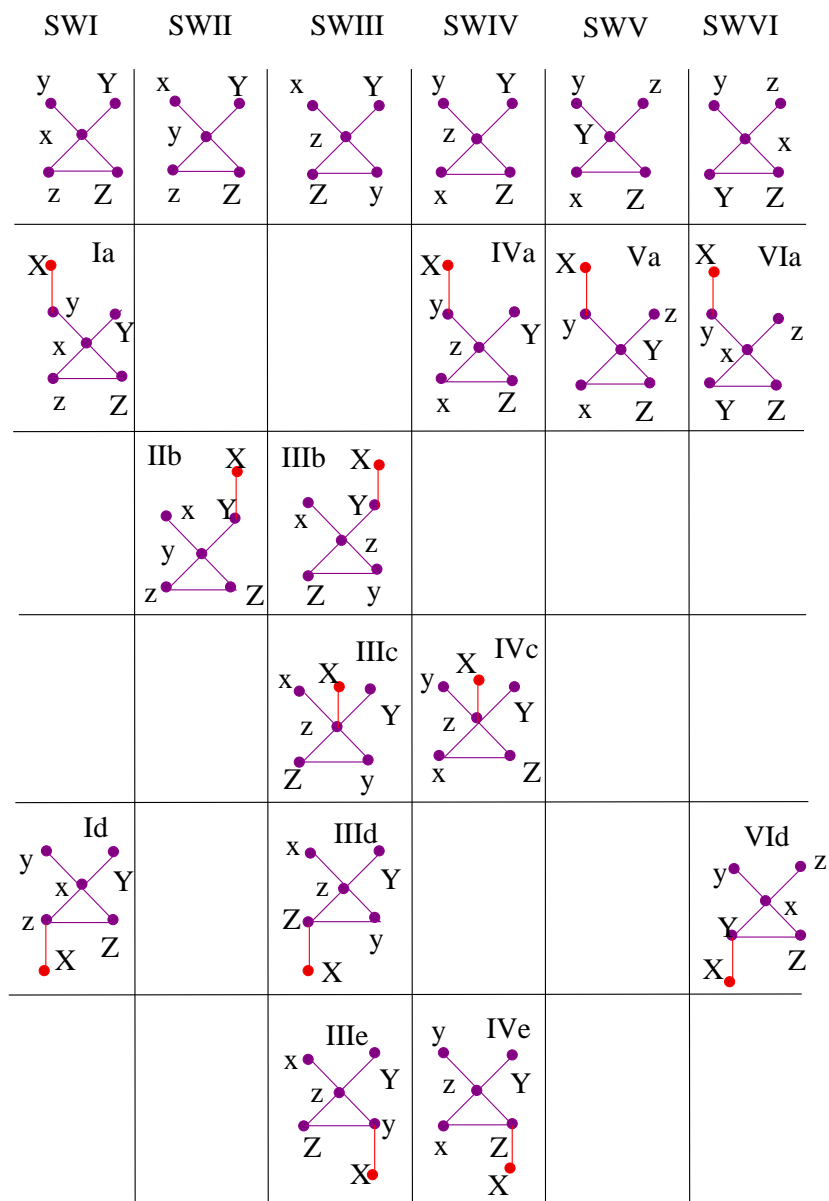


Figure 28: *The LTT Chart for Graph VII*

STEP 2: BIRECURRENCY

For each graph in the LTT Chart for \mathcal{G} , and each $1 \leq i \leq r$, add a black edge $[x_i, \overline{x_i}]$ connecting x_i and $\overline{x_i}$ (notice that the graphs are now smooth train track graphs). Check each of these graphs for birecurrence, put a box around each birecurrent graph in the LTT chart, and cross out each nonbirecurrent graph in the LTT chart.

Example 12.7. Birecurrence for Graph VII

We leave out here labels on the vertices of each LTT structure to highlight that the only significant information is vertex color and whether two vertices are part of an edge pair (forming an edge pair with the free vertex will have added significance). The fact that black edges connect edge-pair vertices encodes the information needed.

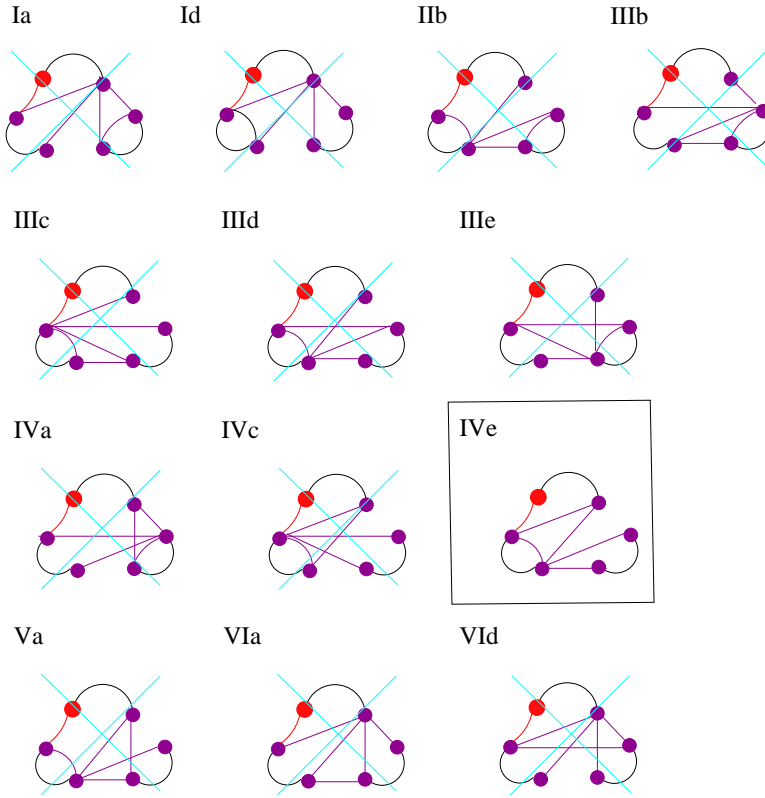


Figure 29: *Birecurrence Analysis for Graph VII: We drew the LTT structure for each labeled graph in the LTT Chart and checked the structures for birecurrence. The only birecurrent LTT structure was that for IVe, which is why it is the single “boxed” graph.*

From the above figure one can see that the only LTT chart graph with a birecurrent LTT structure is IVe. We cross out and “box” the corresponding graphs in the LTT Chart to get:

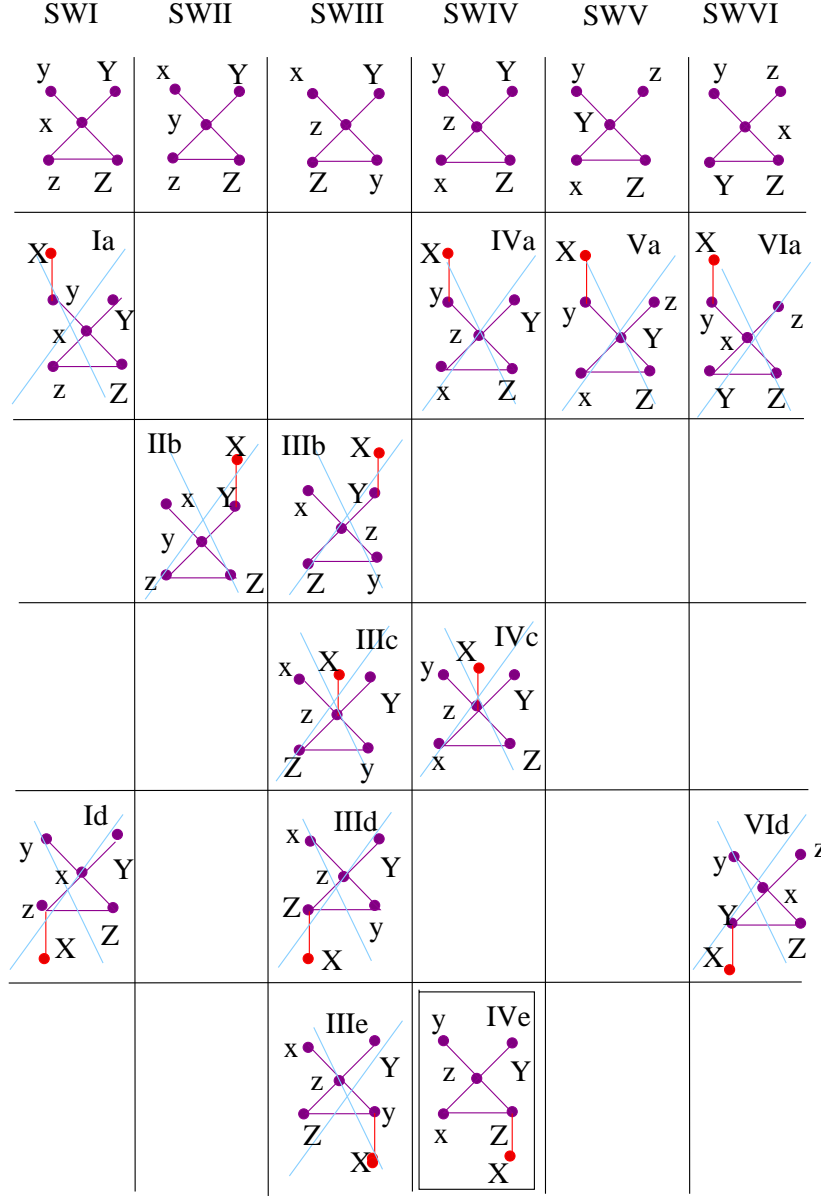


Figure 30: We crossed out and “boxed” the graphs in the LTT Chart for Graph VII that correspond to the LTT structures crossed out and “boxed” in Figure 29

STEP 3: A PERMITTED EXTENSION/SWITCH WEB $\mathcal{W}(\mathcal{G})$

Consider the LTT structure G for any boxed graph $C(G)$ from the LTT chart. In what follows, for each $1 \leq i \leq r$, v_i will be used to denote both $d_{k,i}$ and $d_{k-1,i}$. The attaching vertex of G (the purple vertex of the red edge of G) will be denoted by v_a (the “a” here is for “attaching”). Additionally, in the figures, we will use V_i to denote $\overline{v_i}$.

- A.** We determine all permitted extensions and permitted switches (g_k, G_{k-1}, G_k) with G as their destination LTT structure (i.e. $G = G_k$).

1. Remove the interior of all black edges from G to retrieve the colored subgraph $C(G)$, called the *CLW-graph* for G , from the LTT chart.
2. For each vertex v_s distance-one in $C(G)$ from $\overline{v_a}$ we determine two potential “ingoing LTT Structures” (a switch and an extension). In LTT structure notation (where $G = G_k$), $\overline{v_a}$ is denoted d_k^a and the label on the free vertex is denoted d_k^u .
 - (a) Associated to the distance-one vertex v_s , the *potential ingoing extension graph*, $(C(G))_{v_s}^e$, will have:
 - the same purple subgraph as that of $C(G)$
 - the second index of the label on the free vertex will remain the same, i.e. $d_{k-1}^{pu} = d_{k-1}^u$ and, if we use the same letters to label the vertices in G_k and G_{k-1} , the same letter remains on the free vertex
 - the red edge will now be attached at v_s , instead of at v_a

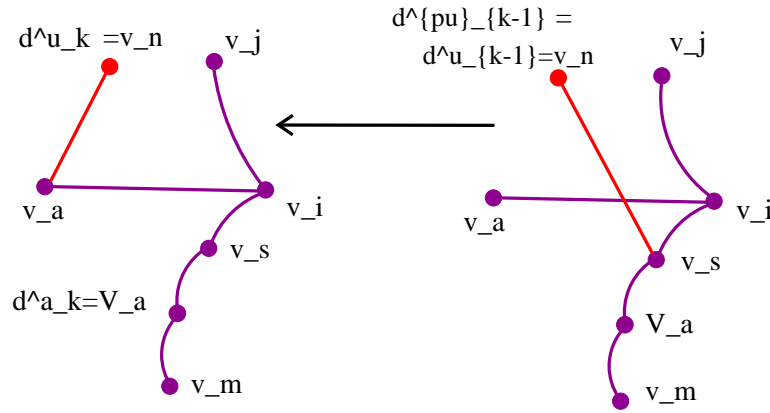


Figure 31: *Potential Ingoing Extension Graph for v_s* : Notice that the label on the free vertex remains the same (v_n) but that the attaching vertex of the red edge changes from $v_a (= \overline{d_k^a})$ to the distance-one vertex v_s .

- (b) The *potential ingoing switch graph*, $(C(G))_{v_s}^s$, will have an isomorphic purple subgraph to that of $C(G)$. The labeling is almost the same labeling except that the second index of d_k^u in G_k is the second index of the vertex in G_{k-1} that is mapped by the isomorphism to the vertex labeled with d_k^a . (If we use the same letters to label the vertices in G_k and G_{k-1} , it will look as if the label on the red vertex in $C(G)$ has moved to the position in $(C(G))_{v_s}^s$ of what had been d_k^a in $C(G)$ (the inverse of the attaching vertex)).
 - The label on the red vertex in $(C(G))_{v_s}^s$ is d_k^a .
 - The red edge in $(C(G))_{v_s}^s$ is attached at v_s .
 - The label on the free vertex is now d_k^a .

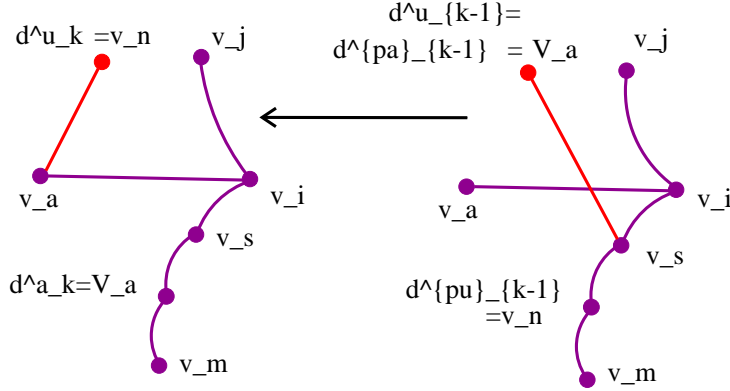


Figure 32: *Potential Ingoing Switch Graph for v_s : Notice how the purple graph with its labels looks the same except for movement of V_a and v_n . Also notice how the red edge shifts.*

3. Construct in this way the CLW-graph for each potential ingoing LTT structure corresponding to each vertex v_s that is distance-one in $C(G)$ from $\overline{v_a}$.
4. Label each CLW-graph $(C(G))_{v_s}^s$ and $(C(G))_{v_s}^e$ with the label of the LTT Chart EPP-isomorphic graph (labels will be of the form $(RomanNumeral)_{Letter}$).
5. If a CLW-graph is not EPP-isomorphic to a graph in the LTT Chart (i.e. if there is an edge of the form $[x_i, \overline{x_i}]$ where either x_i or $\overline{x_i}$ has valence-one), cross it out. Also cross out any graph EPP-isomorphic to a graph crossed out in the LTT chart.
6. Each remaining potential ingoing LTT structure CLW-graph, H_j , will be EPP-isomorphic to a graph with a box around it in the LTT Chart. Box the label of the graph H_j in the web and draw an arrow in the web from each such H_j to $C(G)$.
7. We now have a graph $C(G)$ with a number of arrows entering it. Each arrow originates at a potential ingoing LTT structure CLW-graph H_j that is labeled with the label of the EPP isomorphic boxed graph in the LTT chart. The label of each of these H_j is boxed in the web. If some H_j has the same LTT Chart label as $C(G)$, we box the entire graph H in the web. Such a boxed graph H_j will be called a *branch end*.
8. For each potential ingoing LTT structure CLW-graph for $C(G)$ with a box around its label, carry out the same procedure to find all of its potential ingoing LTT structure CLW-graphs, their labels, whether they have their labels boxed, and their arrows.
 - In this stage (and all subsequent stages), box graphs (not crossed out) EPP-isomorphic to graphs that have already occurred elsewhere in the web. Such boxed graphs are again called *branch ends* and do not need their potential ingoing LTT structures determined (as they are determined elsewhere in the web).
9. Continue this process recursively.
10. When the recursion ends (see Remark 12.8 for why it must end), one portion of the web is complete. This process will be repeated to create further portions that will need to be glued together in the end:
 - (a) If there is some boxed graph G_1 in the LTT chart not EPP-isomorphic to any graph in the portion of the web obtained by starting with $C(G)$, then use any such G_1 to start the construction of another portion of the web in the same way we constructed the portion starting with $C(G)$.

- (b) Keep constructing portions of the web as such until all boxed graphs in the LTT chart have arisen in at least one portion of the web constructed.

Remark 12.8. The recursion process ends, as the LTT chart is finite (so there are a finite number of “portions” of the web) and a branch can only contain each LTT Chart element once.

Remark 12.9. A refined version of the web could be obtained by gluing together distinct pieces of the web at graphs that are both the starting graph of one piece and (up to EPP-isomorphism) a branch end in a separate piece. If the graphs glued are only EPP-isomorphic (and not identical), this would also involve an EPP isomorphism of one of the entire pieces glued (this is possible since we are never gluing a piece to itself). None of this refinement is necessary to properly perform the remaining steps of Method I and so one can just leave their web in a nonminimal number of pieces.

Example 12.10. *A Permitted Extension/Switch Web for Graph VII*

Above we saw that the only LTT chart graph with a birecurrent LTT structure is IVe. $\overline{v_a} = z$ and so the distance-1 vertices are those labeled y, \bar{y}, \bar{x} , and \bar{z} . We get four potential ingoing extension graphs by attaching the red edge to each of these four vertices. However, the only one having a birecurrent LTT structure is that where the red edge was not moved (and thus is still attached to the vertex labeled z). Therefore, the only permitted ingoing extension is the self-map of IVe. To get the four potential ingoing switch graphs for IVe, we again attach the red edge to each of the four vertices y, \bar{y}, \bar{x} , and \bar{z} , but this time also switch the labels so that the free vertex is labeled z and what was labeled z before is now labeled x . The only of these potential ingoing switch graphs having a birecurrent LTT structure is the one EPP-isomorphic to IVe, i.e. the one where the attaching vertex is \bar{x} . Thus, the Permitted Extension/Switch Web looks like:

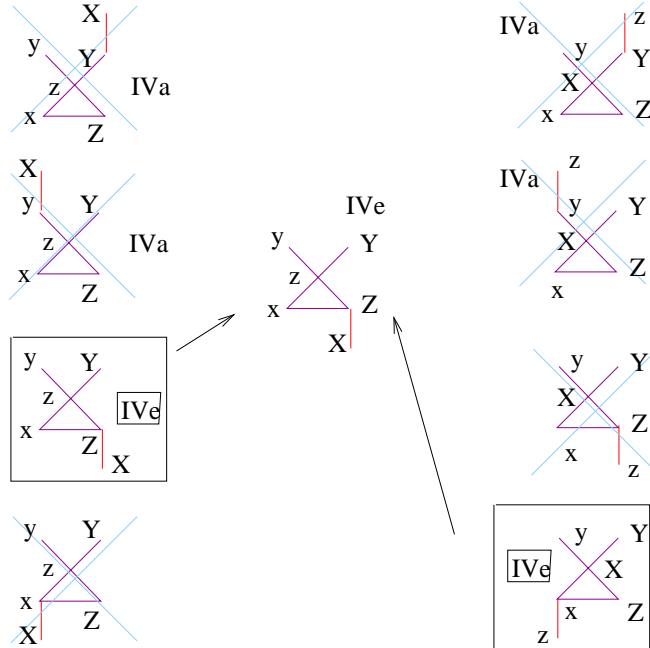


Figure 33: *Permitted Extension/Switch Web for Graph VII (the permitted ingoing extensions are on the left and the permitted ingoing switches are on the right)*

STEP 4: THE (REFINED) SCHEMATIC EXTENSION/SWITCH WEB

Construct a directed graph $W(\mathcal{G})$ from the information in the Permitted Extension/Switch Web by drawing:

- a vertex for each boxed graph in the LTT chart labeled as the boxed graph in the LTT chart is labeled
- a directed edge from a vertex V_1 of $W(\mathcal{G})$ to a vertex V_2 of $W(\mathcal{G})$ for each arrow in the web $\mathcal{W}(\mathcal{G})$ of Step 3 pointing from a graph with the labeling of V_1 to a graph with the labeling of V_2 .

Remark 12.11. Notice that this schematic web is missing information about an edge pair permutation that may occur in its loops, but we currently do not need that information and can/will retrieve it from the web of Step 3 when necessary.

Before proceeding we trim the schematic web, leaving only its maximal strongly connected components. This can be done by inductively removing any vertex with no colored edges entering it as well as removing the interiors of edges that exit a removed vertex. We call this “trimmed” web a *Refined Schematic Extension/Switch Web* and denote it here by $\mathcal{W}'(\mathcal{G})$.

Example 12.12. *(Refined) Schematic Extension/Switch Web for Graph VII*

Since we have precisely a single extension and switch mapping IVe to itself, the Schematic Permitted Extension/Switch Web is just:

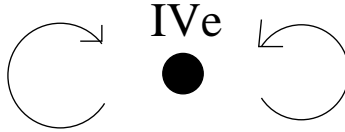


Figure 34: *Schematic Permitted Extension/Switch Web for Graph VII*

There was no trimming necessary to find the maximal strongly connected subgraph. Thus, the Schematic Refined Permitted Extension/Switch Web is the same.

STEP 5: ILLUSTRATIVE AM DIAGRAM $\mathcal{IAMD}(\mathcal{G})$

The illustrative AM Diagram, $\mathcal{IAMD}(\mathcal{G})$, for a Type (*) pIW graph \mathcal{G} is constructed as follows:

- Choose some vertex V_i in the Refined Schematic Web $\mathcal{W}'(\mathcal{G})$. Let $G(V_i)$ be the graph in the LTT chart labeled the same as V .
- Build the corresponding LTT Structure $LTT(V_i)$ from $G(V_i)$ by adding a black edge to $G(V_i)$ for each set of edge-pair vertices $\{x_j, \overline{x}_j\}$ in $G(V_i)$.
- For each directed edge entering V_i in $\mathcal{W}'(\mathcal{G})$ there will be an arrow in $\mathcal{IAMD}(\mathcal{G})$ entering $G(V_i)$.
- To determine the LTT structures at the initial ends of the arrows entering V_i :

1. Find the corresponding arrow in the web $\mathcal{W}(\mathcal{G})$ of Step 3.
 2. If the terminal LTT structure $LTT(V_i)'$ in the web $\mathcal{W}(\mathcal{G})$ differs from $LTT(V_i)$ by an EPP-isomorphism, apply the permutation of vertex labels realizing $LTT(V_i)$ from $LTT(V_i)'$ to the arrow's initial LTT structure in the web $\mathcal{W}(\mathcal{G})$ will give the appropriate initial structure for the arrow in the illustrative AM Diagram.
 3. If $LTT(V_i) = LTT(V_i)'$, include only one copy of $LTT(V_i)$, drawing the arrow as a loop.
 4. Differentiate between different EPP-isomorphic graphs and include them separately when they occur.
- (E) Label all arrows terminating at $LTT(V_i)$ by $x \mapsto xy$ where the red vertex of $LTT(V_i)$ is labeled by x and the red edge of $LTT(V_i)$ is $[x, \bar{y}]$.
- (F) For each initial LTT structure for each arrow constructed thus far, carry out the same process as was carried out for $LTT(V_i)$ in (D) and (E). However, in no step should the same LTT structure be drawn twice. If the initial LTT structure for an arrow is already in the diagram just start the arrow at the copy of the LTT structure already in the diagram.
- (G) Recursively follow this process until every structure in the diagram has the same number of arrows entering it as the corresponding vertex in the schematic diagram had entering it. If the schematic web had more than one component, the whole process must be carried out for each component of the schematic web. (Several components in the schematic web may end up as part of the same component in the $\mathcal{IAMD}(\mathcal{G})$ if components of the schematic web were not glued in every possible circumstance.)

Example 12.13. *Illustrative AM Diagram for Graph VII*

By referencing information in the full permitted extension/switch web we can obtain the illustrative AM Diagram. (There are more components, but each is the same up to EPP-isomorphism, so we show here only a single component.) Recall that the red edges determine the maps labeling the arrows.

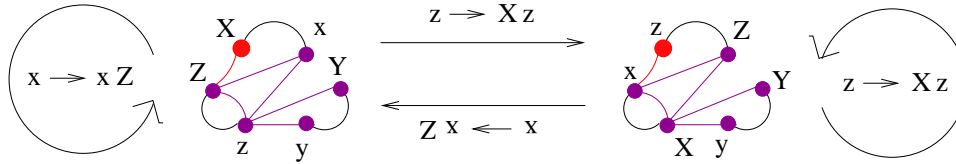


Figure 35: *Illustrative AM Diagram for Graph VII*

STEP 6: THE AM DIAGRAM $AMD(\mathcal{G})$

$AMD(\mathcal{G})$ is obtained from $\mathcal{IAMD}(\mathcal{G})$ by

- (1) replacing LTT Structures with nodes (labeled by those LTT structures they replaced) and
- (2) replacing the arrows with directed edges (the maps in $\mathcal{IAMD}(\mathcal{G})$ are the labels on the directed edges in $AMD(\mathcal{G})$).

Example 12.14. *AM Diagram for Graph VII*

This is only a single component of the diagram, but including one component suffices to understand the entire diagram, as the others are all the same up to EPP-isomorphism.

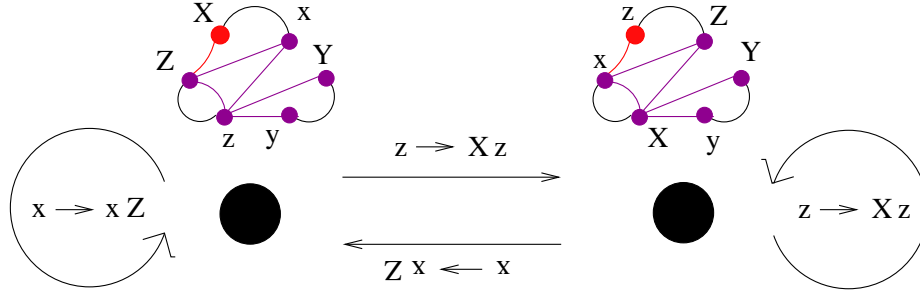


Figure 36: *AM Diagram for Graph VII: Obtained from the illustrative AM Diagram by replacing the LTT structures with nodes (labeled by those LTT structures they replaced) and replacing the arrows with directed edges (the maps in the illustrative AM diagram are the labels on the directed edges in the AM diagram).*

STEP 7: FINDING $L(g_1, \dots, g_k)$

- (A) Check Irreducibility Potential: Check whether, in each connected component of $AMD(\mathcal{G})$, for each edge vertex pair $\{d_i, \bar{d}_i\}$, there exists a node in the component such that either d_i or \bar{d}_i labels the red vertex in the LTT structure labeling the node. There needs to be at least one component where this holds and we only need to check for $L(g_1, \dots, g_k)$ in such components. If there is no component for which it holds, then we have shown that the graph \mathcal{G} is unachievable.

Example 12.15. *AM Diagram for Graph VII*

We return to the AM Diagram for Graph VII given in Figure 36. Since $AMD(\mathcal{G})$ contains only red vertices labeled z and \bar{x} (and thus leaves out the edge vertex pair $\{y, \bar{y}\}$) unless some other component contains all three edge vertex pairs ($\{x, \bar{x}\}$, $\{y, \bar{y}\}$, and $\{z, \bar{z}\}$), Graph VII would be deemed unachievable at this stage. Since no other component does contain all three edge vertex pairs (all components are EPP-isomorphic), the analysis has led us to the conclusion that Graph VII is indeed unachievable. (We will later use these same arguments to deem Graph V unachievable.)

- (B) To clarify the discussion here, we refer to the AM Diagram for Graph II.

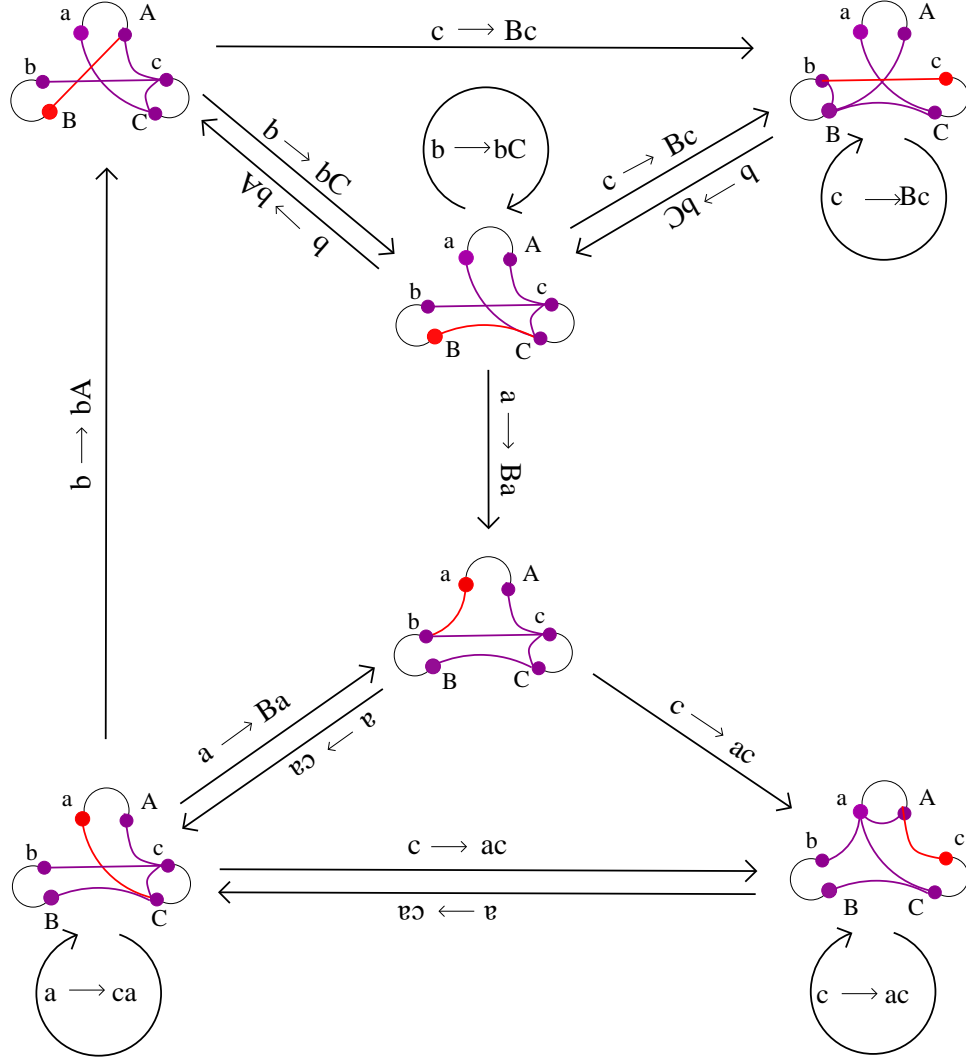


Figure 37: $AMD(\mathcal{G})$ where \mathcal{G} is Graph II

Each directed edge in $AMD(\mathcal{G})$ corresponds to either a switch or an extension. Consider the subdiagram $(AMD(\mathcal{G}))_e$ of $AMD(\mathcal{G})$ consisting precisely of the directed edges corresponding to extensions (and their source and destination LTT structure nodes).

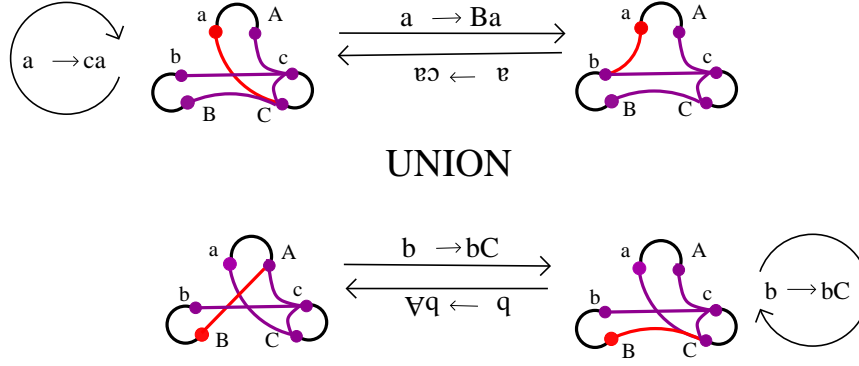


Figure 38: The entire subdiagram $(AMD(\mathcal{G}))_e$ of $AMD(\mathcal{G})$ where \mathcal{G} is Graph II ($(AMD(\mathcal{G}))_e$ contains only one component here up to EPP-isomorphism)

Notice that all of the LTT structures (source and destination LTT structures for the extensions) labeling nodes in a connected component of $(AMD(\mathcal{G}))_e$ share the same purple subgraph (including the same labels on vertices). We call this purple subgraph the *potential composition PI subgraph* for the component.

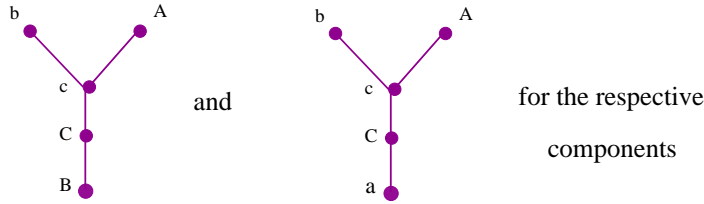


Figure 39: Graph II Potential Composition PI Subgraph

If we add black edges connecting edge pair vertices in the potential composition PI subgraph and then recursively remove any valence-one edges (leaving the vertex with valence greater than one each time we remove a valence-one edge), we get the *potential composition subgraph* for the connected component of $(AMD(\mathcal{G}))_e$.

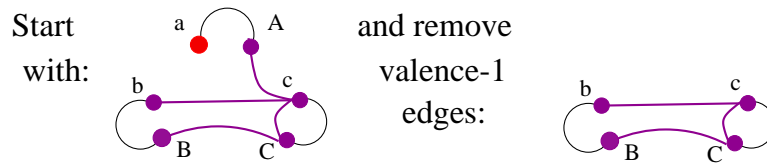


Figure 40: Graph II Potential Composition Subgraph

A directed smooth path $[d_i^a, d_{i,j_1}, \overline{d_{i,j_1}}, \dots, d_{i,j_n}, \overline{d_{i,j_n}}]$ (where the potential composition subgraph is viewed as a subgraph of an LTT structure G_i) is called a *potential composition path*.

Example 12.16. We give here an example of a potential composition path.

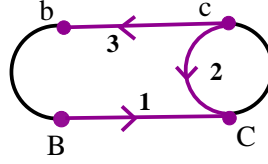


Figure 41: *The numbered colored edges, combined with the black edges between give a Graph II potential composition path. (Note: This path is not used to compute the representative below.)*

(C) There are multiple techniques for finding $L(g_1, \dots, g_k)$. Here are several:

- (1) One can use potential composition paths to build portions of the graph \mathcal{G} (following progress using preimage subgraphs), see Method III.
- (2) One can test the TT map g corresponding to a loop in $AMD(\mathcal{G})$ for being PNP-free, having Perron-Frobenius transition matrix, and having $IW(g) \cong \mathcal{G}$. If such is not the case, one can “attach” small loops to the initial loop in $AMD(\mathcal{G})$ until the map satisfies those three necessary properties. If $IW(g) \cong \mathcal{G}$, the small loops attached can be determined by potential composition paths to ensure inclusion of necessary remaining edges (keeping in mind that the direction map will map purple edges of the construction path into the destination LTT structure).

Example 12.17. In this example we look at how to find a representative for Graph I. We start with the AM Diagram:

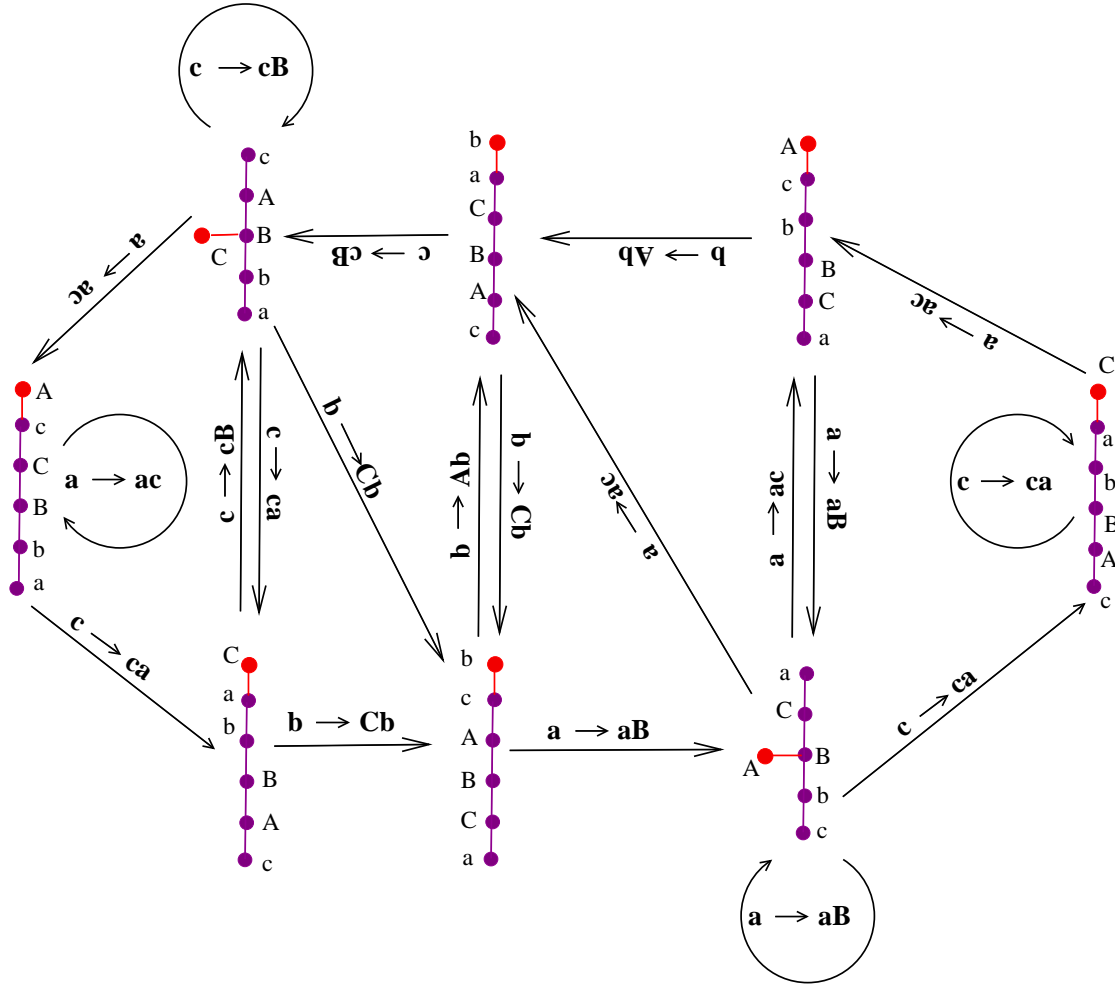


Figure 42: $AMD(\mathcal{G})$ where \mathcal{G} is Graph I (except that we leave out the black edges in the LTT structures for the sake of simplicity).

We find a loop to test in $AMD(\mathcal{G})$:

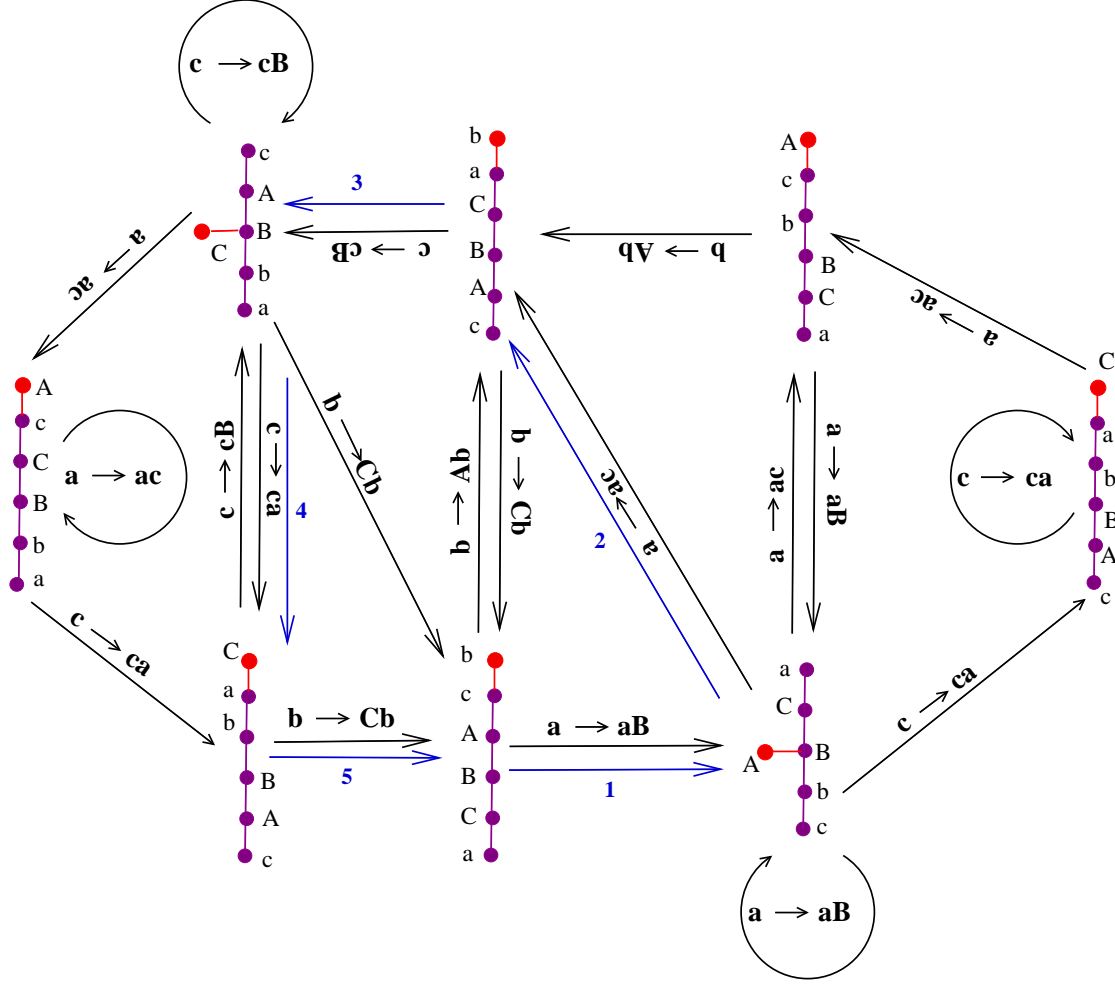


Figure 43: The blue directed edges together give the loop we will test in $AMD(\mathcal{G})$ where \mathcal{G} .

The loop gives:

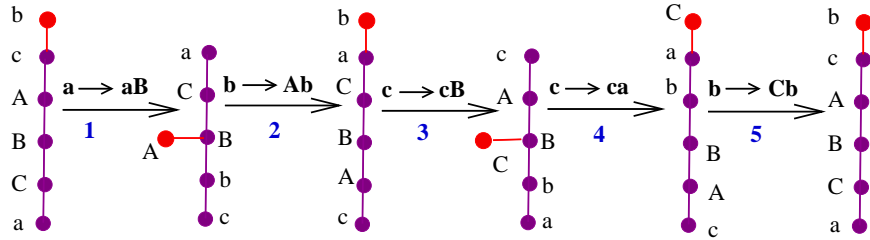


Figure 44: Corresponding map for loop in $AMD(\mathcal{G})$

Since, the loop is not enough (we do not get the edge $[\bar{b}, \bar{c}]$), we add a second loop to it:

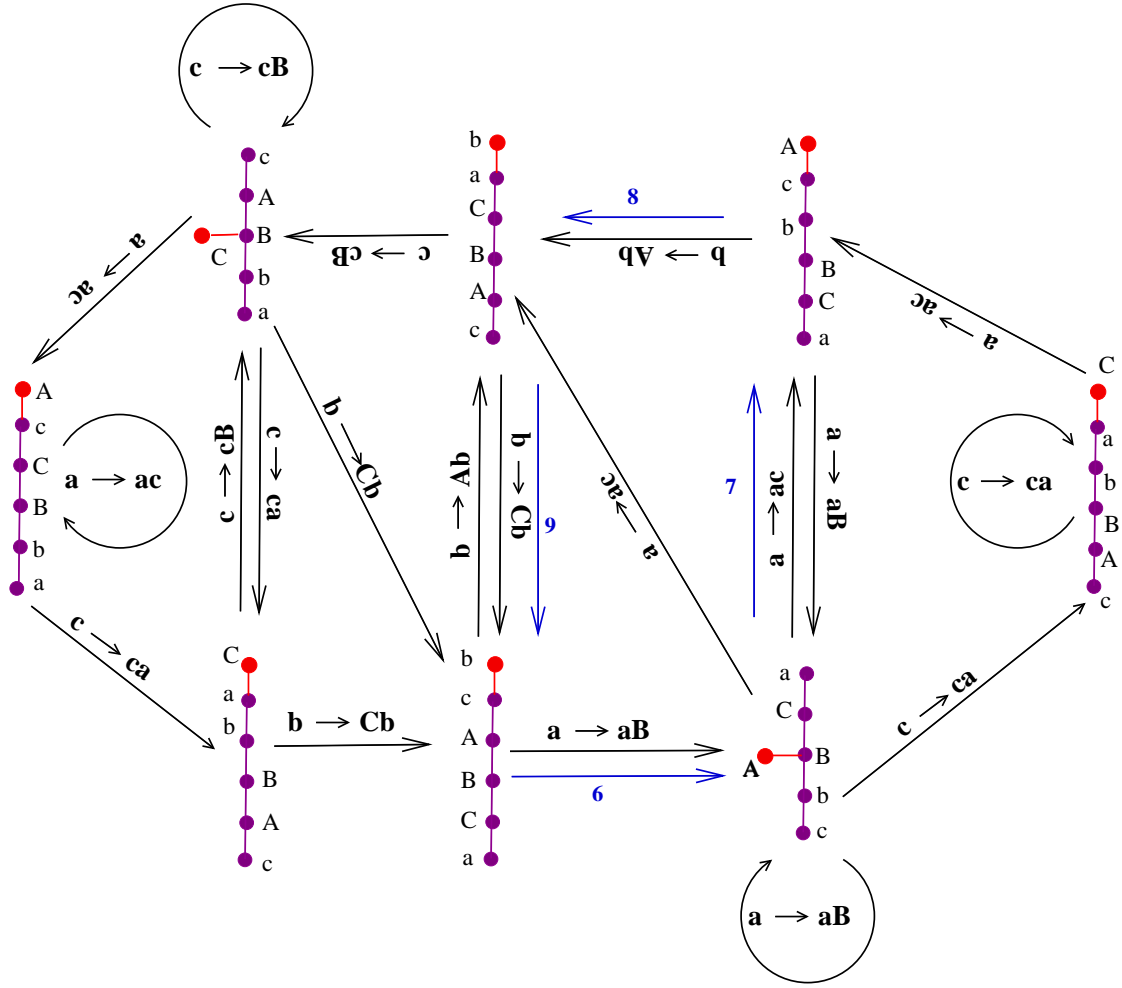


Figure 45: We find another loop in $AMD(\mathcal{G})$ to add to the first loop.

The loop gives:

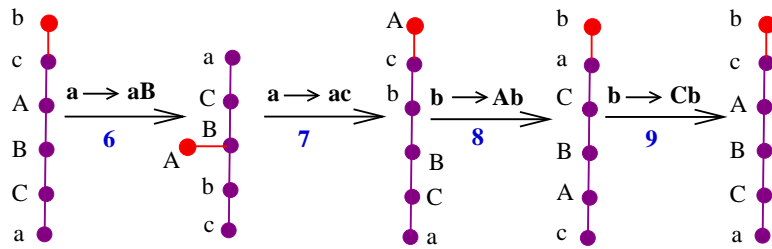


Figure 46: What the second loop gives

Combining the two loops we get the representative yielding Graph I (the line):

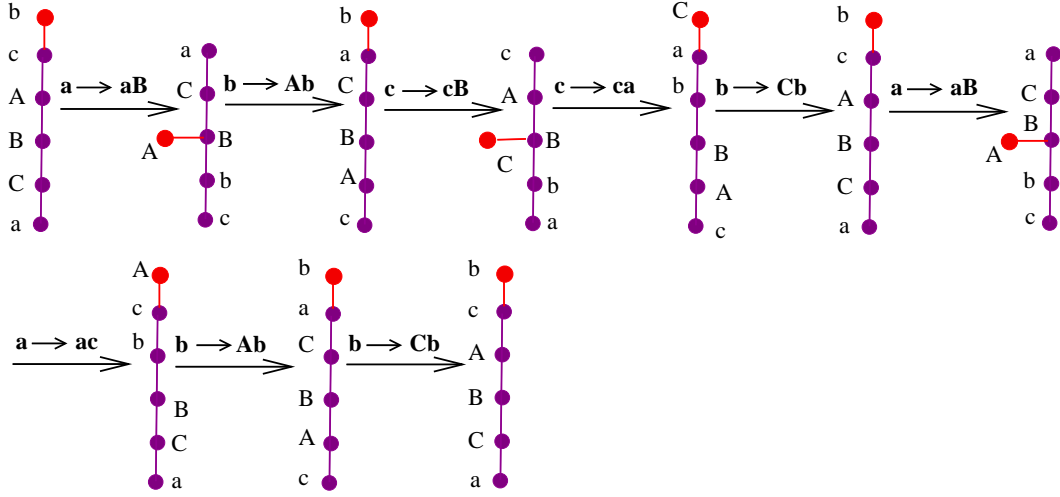


Figure 47: *Ideal Decomposition for the representative yielding Graph I (the line)*

STEP 8: FINAL CHECKS

We need to check that:

- (1) There are $2r - 1$ fixed directions.
- (2) The map constructed is PNP-free.
- (3) It is also important to check that the entire Type (*) pIW graph is “built.” We can do this by looking at the graph that is the union of the $Dg_{k+1,n}(t_k^R)$.

Example 12.18. We show here an example of how to check that the entire Type (*) pIW graph is “built” (we iteratively take the image under each Dg_k of the edges “created” thus far):

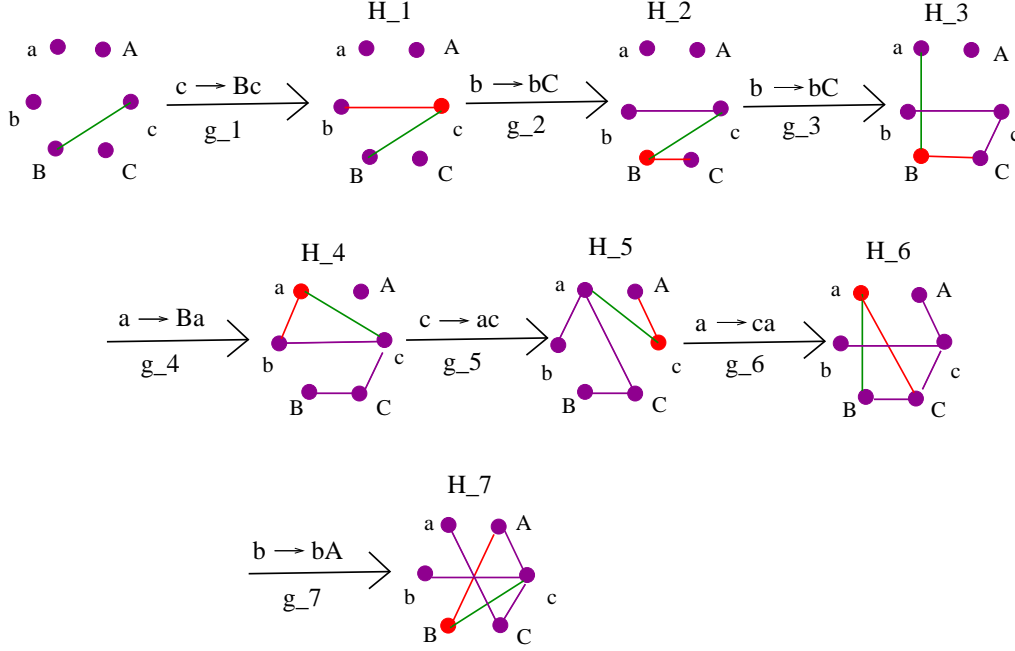


Figure 48: “Graph Building”

We include subgraphs H_i of the LTT structures G_i to track how edges are “built.” The first generator g_1 is defined by $c \mapsto \bar{b}c$. Thus, the red edge t_1^R in the destination LTT structure G_1 for g_1 will be $[c, b]$, where the red periodic direction vertex is labeled c . The second generator g_2 is defined by $b \mapsto b\bar{c}$. Thus, the red edge t_2^R in the destination LTT structure G_2 for g_2 will be $[\bar{b}, \bar{c}]$, where the red periodic direction vertex is labeled \bar{c} . This LTT structure will also contain the image $[c, b]$ of the red edge $[c, b]$ under the direction map $Dg_2 : \bar{b} \mapsto c$. The third generator g_3 is defined again by $b \mapsto b\bar{c}$. Thus, the red edge t_3^R in the destination LTT structure G_3 for g_3 will be again $[\bar{b}, \bar{c}]$, where the red periodic direction vertex is labeled \bar{c} . This LTT structure will also contain the image $[c, \bar{c}]$ of the red edge $[\bar{b}, \bar{c}]$ and the image $[c, b]$ of the purple edge $[c, b]$ under the direction map $Dg_3 : \bar{b} \mapsto c$. The fourth generator g_4 is defined by $a \mapsto \bar{b}a$. Thus, the red edge t_4^R in the destination LTT structure G_4 for g_4 will be $[a, b]$, where the red periodic direction vertex is labeled a . This LTT structure will also contain the image $[\bar{b}, \bar{c}]$ of the red edge $[\bar{b}, \bar{c}]$ and the images $[c, b]$ and $[c, \bar{c}]$ of the purple edges $[c, b]$ and $[c, \bar{c}]$ under the direction map $Dg_4 : a \mapsto \bar{b}$. The remaining H_i are constructed in a similar fashion.

12.2 Method II

Again let \mathcal{G} be a Type (*) pIWG. And let G be a Type (*) admissible LTT structure with $PI(G) = \mathcal{G}$ and the standard Type (*) admissible LTT structure notation.

Definition 12.19. $(G)_{ep}$ will denote the subgraph of G containing all construction paths corresponding to construction compositions with destination LTT structure G .

STEP 1: FIRST BUILDING SUBGRAPH

The first step we take in “building” a representative $g\mathcal{G}$ with $IW(g\mathcal{G}) = \mathcal{G}$ will be to create a subgraph of G , which we denote by G'_{ep} , that contains and approximates G_{ep} .

Definition 12.20. The *first building subgraph* G'_{ep} for a Type (*) admissible LTT structure G is obtained from G as follows:

1. Remove the interior of the black edge $[e^u]$, the vertex labeled $\overline{d^u}$, and any purple edges containing the vertex labeled $\overline{d^u}$. Call the remaining graph G^1 .
2. Given G^{j-1} , recursively define G^j : Let $\{\alpha_{j-1,i}\}$ be the set of vertices in G^{j-1} not contained in any purple edges in G^{j-1} . G^j will be the subgraph of G^{j-1} obtained by removing all black and purple edges containing some vertex of the form $\overline{\alpha_{j-1,i}}$.
3. $G'_{ep} = \bigcap_j G^j$.

Example 12.21. We find the first building subgraph G'_{ep} for a Graph XIII LTT structure G .

Start with the following LTT Structure for Graph XIII:

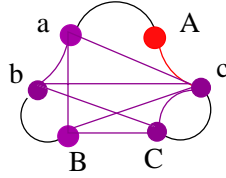


Figure 49: *LTT Structure for Graph XIII*

Remove the interior of the black edge $[\bar{a}, a]$:

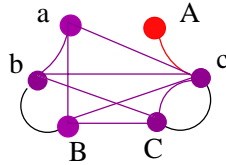


Figure 50: *Having removed the black edge $[\bar{a}, a]$ interior from the Graph XIII LTT Structure of Figure 49*

Remove a and the interior of all purple edges containing a :

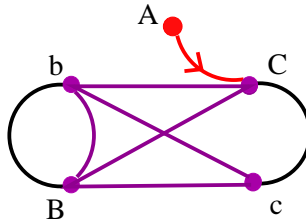


Figure 51: *First Building Subgraph for the LTT Structure in Figure 49*

Recall that construction compositions behave like Dehn twists and are used to “construct” subgraphs of ideal Whitehead graphs. Thus, given the first building subgraph, we look for paths aspiring to be construction paths for construction compositions.

Definition 12.22. By a *potential construction path* in a first building subgraph for a Type (*) LTT structure G we will mean a smooth oriented path

$[d_i^u, \overline{d_i^a}, d_i^a, \overline{x_2}, x_2, \dots, x_{n-1}, \overline{x_n}, x_n]$ in G that:

1. starts with the red edge of G (oriented from d^u to $\overline{d^a}$);
2. is entirely contained in the first building subgraph after the initial red edge and subsequent black edge; and
3. satisfies the following: Each G_t is an LTT structure (and, in particular, is birecurrent), where G_t is obtained from G by moving the red edge of G to be attached in G_t at $\overline{x_t}$.

Example 12.23. A potential composition construction path in the first building subgraph of Figure 51 is given by the numbered colored edges and black edges between in:

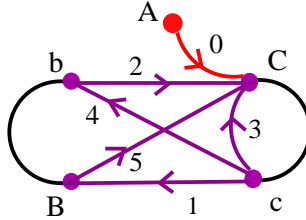


Figure 52: A potential composition construction path in the first building subgraph of Figure 51

The purple edges left after the construction path in Figure 52:

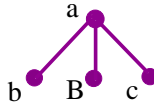


Figure 53: Purple edges left after construction path in Figure 52

STEP 2: PURIFIED CONSTRUCTION COMPOSITION h_1^p

Choose a potential construction path $\gamma = [d^u, \overline{d_i^a}, d_i^a, \overline{x_2}, x_2, \dots, x_{k+1}, \overline{x_{k+1}}]$ in G'_{ep} (a good choice would be one of minimal length among all potential construction paths transversing the maximum number of edges of G'_{ep}). Let h_1^p be the corresponding purified construction composition, if it exists, as in Lemma 7.22. If the corresponding construction composition does not exist (for example, if one of the G_t is not birecurrent), then try other potential construction paths until one exists with a corresponding construction composition. If none can be found, then one can use Method I to find $AMD(\mathcal{G})$ and determine whether $g_{\mathcal{G}}$ exists at all.

We denote the decomposition of h_1^p by

$$\Gamma_{i-k} \xrightarrow{g_{i-k+1}} \dots \xrightarrow{g_{i-1}} \Gamma_{i-1} \xrightarrow{g_i} \Gamma_i$$

and the corresponding sequence of LTT structures by

$$G_{i-k} \xrightarrow{D^T(g_{i-k+1})} \dots \xrightarrow{D^T(g_{i-1})} G_{i-1} \xrightarrow{D^T(g_i)} G_i.$$

Example 12.24. Purified construction composition corresponding to the potential composition construction path in Figure 52:

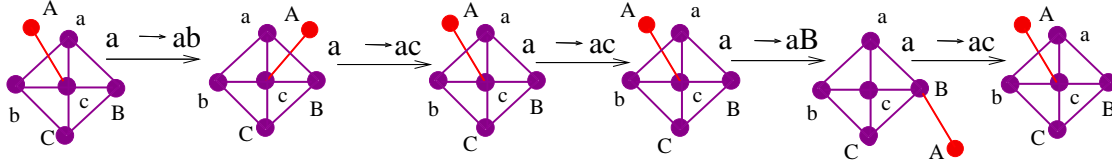


Figure 54: *Purified construction composition corresponding to the potential composition construction path in Figure 52: We left out the black edges in the LTT structures, as they are not necessary to understand what is going on.*

It should be noted that all relevant LTT structures are Type (*) admissible LTT structures for \mathcal{G} (and are birecurrent, in particular).

STEP 3: SWITCH s_1

In this step we determine the switch $(g_{i-k}, G_{i-k-1}, G_{i-k})$ that will precede h_1^p in the decomposition of $g\mathcal{G}$. To determine choices that may give the switch, one has to look at the source LTT structure $G_{j_1} = G_{i-k}$ for the first generator in the purified construction composition. There is one potential switch for each purple edge $[d_{j_1}^a, d]$ of G_{j_1} such that $d \neq \overline{d_{k_1}^u}$ in G_{j_1} . Disregard potential switches with source LTT structures that are not birecurrent (or are for other reasons not admissible Type (*) LTT structures). Choose one of the remaining switches and call it s_1 . Denote the source LTT structure G_{i-k-1} by G_{j_1}' .

Example 12.25. The two options for the switch proceeding the pure construction composition of Example 12.24 can be summed up giving their source LTT structures (as the generator is determined to be $a \mapsto ac$ by the red edge $[\bar{a}, c]$ in G_{i-k} . The two source LTT structures are (the black edges in the LTT structures are left out, as they are easily ascertained):

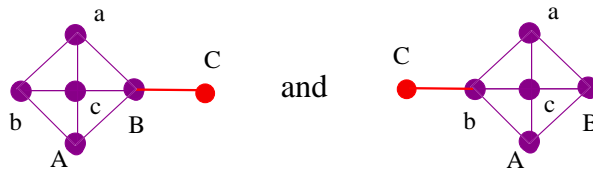


Figure 55: *Options for source LTT structures for switch proceeding pure construction composition of Example 12.24 (in short hand)*

Both of the LTT structures are admissible Type (*) LTT structures, so are options.

STEP 4: RECURSIVE CONSTRUCTION COMPOSITION BUILDING

In order to track our progress in ensuring that all edges of \mathcal{G} are actually in the ideal Whitehead graph for $g_{\mathcal{G}}$ we establish the notion of a “preimage subgraph.”

Definition 12.26. Let (g_i, G_i, G_{i-1}) be a switch. Recall that there exists an isomorphism from $PI(G_{i-1})$ to $PI(G_i)$ that sends the vertex labeled d_{i-1}^{pu} to the vertex labeled d_i^a and fixes the second index of the label of all other vertices of $PI(G_i)$ (it sends the vertex labeled $d_{i-1,j}$ in $PI(G_{i-1})$ to the vertex labeled $d_{i,j}$ in $PI(G_i)$ for all $d_{i-1,j} \neq d_{i-1}^{pu}$). The isomorphism extends naturally from the vertices to the edges.

The *preimage subgraph* under (g_i, G_i, G_{i-1}) for a subgraph $H \subset PI(G_i)$ will be denoted H^{-g_i} and is obtained from H by replacing each edge of H with its preimage under the isomorphism. In other words, for each edge $[d_{(i,j)}, d_i^a]$ in H there is an edge $[d_{(i-1,j)}, d_i^{pu}]$ in H^{-g_i} and for each edge $[d_{(i,j)}, d_{(i,j')}]$ in H , where $d_i^a \neq d_{i,j}$ and $d_i^a \neq d_{i,j'}$, there is an edge $[d_{(i-1,j)}, d_{(i-1,j')}]$ in H^{-g_i} .

Remark 12.27. One could obtain the preimage subgraph H^{-g_i} from H simply by changing the label in H of d_i^a to d_{i-1}^{pu} , as well as the labels $d_{i,j}$ to $d_{i-1,j}$ for $d_{i,j} \neq d_i^a$.

We define here further notation that will also be used to track our progress in ensuring that all edges of \mathcal{G} are actually in the ideal Whitehead graph for $g_{\mathcal{G}}$.

Definition 12.28. For the purified construction composition h_1^p with destination LTT structure G we define G_1^a as the subgraph of G consisting of precisely the purple edges in the construction path for $h_1 = h_1^p \circ s_1$. Let $P(\gamma_{h_n})$ denoted the set of purple edges in the construction path γ_{h_n} for $h_n = h_n^p \circ s_n$. Then $G_1^a = P(\gamma_{h_1})$ and we inductively define G_n^a as $P(\gamma_{h_n}) \cup (G_{n-1}^a)^{-s_{n-1}}$.

Now that we have established the notation to do so, we describe the recursive process of construction composition building.

Recursive Process:

The following steps are repeated recursively until $G_N^a = PI(G_{j_N})$ for some N .

- I. Determine the first building subgraph $(G_{j'_n}')_{ep}$ for $G_{j'_n}$.
- II. Find a potential construction path in $(G'_{ep})_n$ (an “optimal strategy,” similar to that in Step 2, may involve choosing the path to be of minimal length among all potential construction paths transversing the maximum number of colored edges of $(G'_{ep})_n - G_{n+1}^a$). Let h_n^p be the corresponding purified construction composition, if it exists, as in Lemma 7.22. If the corresponding construction composition does not exist (for example, if one of the G_t in the decomposition is not birecurrent), then try other potential construction paths until one has a valid corresponding construction composition. If no valid corresponding construction composition can be found, then try using different construction compositions in the previous steps. If this does not work, one can use Method I to find $AMD(\mathcal{G})$ and determine whether $g_{\mathcal{G}}$ exists at all.

We denote the decomposition of h_1^p by

$$\Gamma_{(i_n-k_n)} \xrightarrow{g_{(i_n-k_n+1)}} \cdots \xrightarrow{g_{(i_n-1)}} \Gamma_{(i_n-1)} \xrightarrow{g_{i_n}} \Gamma_{i_n}$$

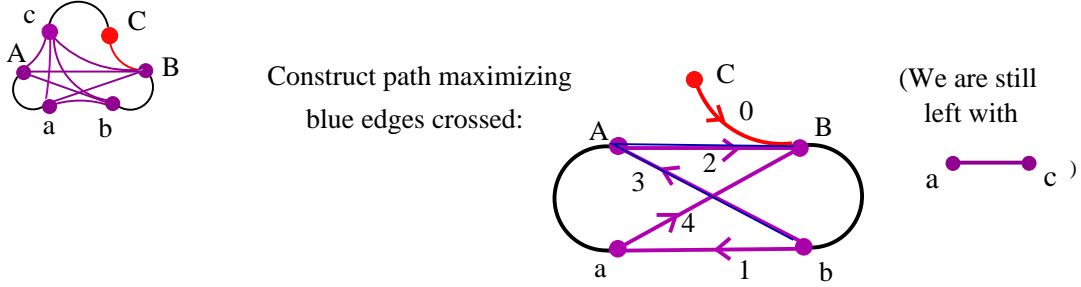
and the corresponding sequence of LTT structures by

$$G_{(i_n-k_n)} \xrightarrow{D^T(g_{(i_n-k_n+1)})} \cdots \xrightarrow{D^T(g_{(i_n-1)})} G_{(i_n-1)} \xrightarrow{D^T(g_{i_n})} G_{i_n}.$$

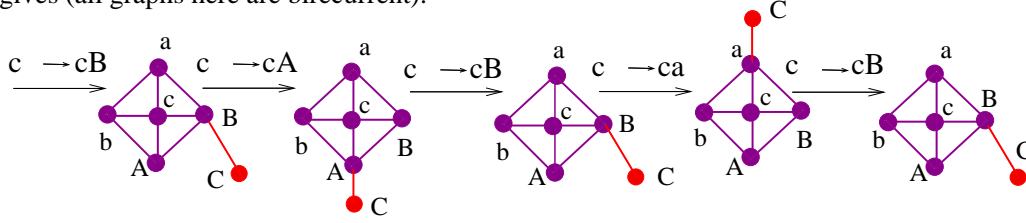
- III.** Determine s_n : There is one potential switch for each purple edge $[d_{j_{n+1}}^a, d]$ of $G_{j_{n+1}} = G_{(i_n - k_n)}$ such that $d \neq \overline{d_i^u}$ in $G_{j_{n+1}}$. Disregard potential switches with source LTT structures that are not birecurrent (or are for other reasons not admissible Type (*) LTT structures). Choose one of the remaining switches and call it s_{n+1} . Denote the source LTT structure for s_{n+1} by $G_{j'_{n+1}}$.
- IV.** Repeat (I)-(III) recursively until $G_N^a = PI(G_{j_N})$ for some N .

Example 12.29. We continue with the example for Graph XIII

We chose the source LTT structure:

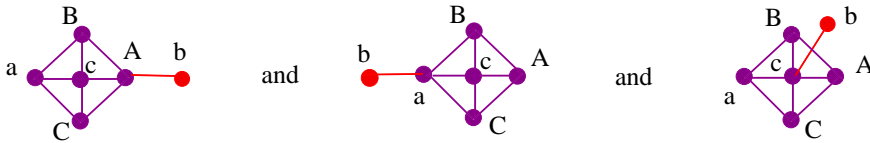


This gives (all graphs here are birecurrent):



The preimage of $a \text{ --- } c$ under the direction map for $c \rightarrow cB$ ($C \rightarrow b$) is $a \text{ --- } c$

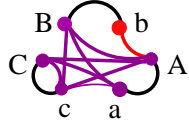
The choices for the source LTT structure for the switch starting the composition are (in short-hand):



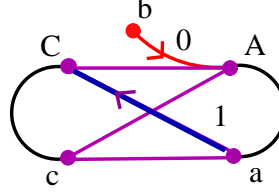
All are birecurrent.

We decide to continue with the Left-hand graph.

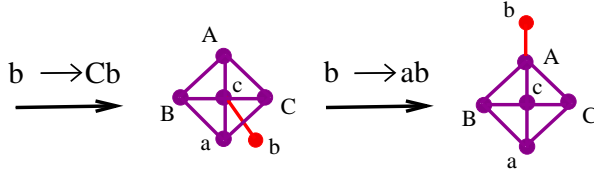
The LTT structure is:



Construct path maximizing
blue edges crossed:



This gives (all graphs here are birecurrent):



STEP 5: CONCLUDING SWITCH SEQUENCE

Once we have that $G_N^a = PI(G_{j_N})$, we find the shortest possible switch sequence

$$G = G_{(i_N - k_N)} \xrightarrow{g(i_N - k_N + 1)} \dots \xrightarrow{g(i_N - 1)} G_{(i_N - 1)} \xrightarrow{g_{i_N}} G_{i_N} = G_{j_N}$$

with G as the source LTT structure and G_{j_N} as the destination LTT structure. A switch path in G_{j_N} may be used for this purpose, though it will be necessary to check that each G_j with $i_N - k_N \leq j \leq i_N = j_N$ is an admissible Type (*) LTT structure for \mathcal{G} (and, in particular, is birecurrent).

If it is not possible to get a pure sequences of switches, then one can try any permitted composition with G as its source LTT structure (and G_{j_N} its destination LTT structure) or, if necessary, find a path in $AMD(\mathcal{G})$ from G to G_{j_N} (see Method I). It may be possible to find the path in $AMD(\mathcal{G})$ without actually building the entire diagram by instead just looking at the portion of the permitted extension/switch web constructed starting with G_{j_N} (see Method I).

Example 12.30. We continue with the example for Graph XIII.

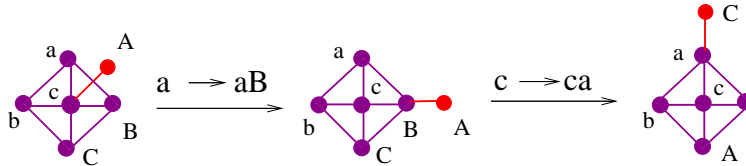


Figure 56: Concluding sequence of generators for Graph XIII example

At this point we have the final map and get:

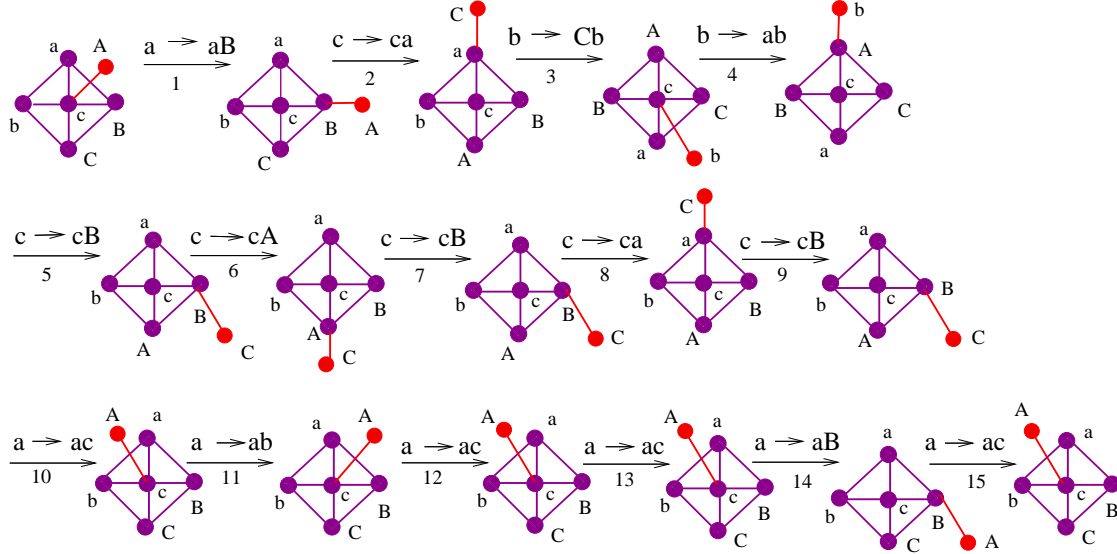


Figure 57: *The entire representative for Graph XIII*

We showed that this map does not have any PNPs in Section 10.

Remark 12.31. There are choices for the switches at the beginning of each construction composition h_n^p that make for shorter and simpler representatives. The following guidelines are helpful.

- (1) We want that the switch changes the unachieved direction to be in a pair $\{d_k^u, \overline{d_k^u}\}$ that does not contain the unachieved direction for h_m for any $m \geq n$.
- (2) We want to maximize the number of edges of \mathcal{G} that h_n constructs that have not yet been constructed by the h_m with $m \geq n$. To do this it helps that the switch does not result in an unachieved direction pair $\{d_k^u, \overline{d_k^u}\}$ where a lot of the edges in $(G'_{ep})_n - G_{n-1}^a$ that are not transversed by the construction path γ_{h_n} contain the vertex labeled $\overline{d_k^u}$.

STEP 6: FINAL CHECKS

The map is not acceptable if any of the following holds:

- (1) for some vertex edge pair $\{d_i, \overline{d_i}\}$, neither d_i nor $\overline{d_i}$ is the red vertex in any LTT structure in the decomposition;
- (2) there are not $2r - 1$ fixed directions; or
- (3) the map constructed has a PNP.

Check (1) visually, check (2) by composing directions maps of the generators, and then check (3) via the procedure in Section 10. If (1) fails, then one can try finding an alternative concluding switch sequence resolving the problem. If (2) fails, one can simply take a power of the map so that all periodic directions are fixed.

12.3 Method III

- (A) Find a switch sequence $(g_{(i,i-k)}, G_{i-k-1}, G_i)$ with $G_{i-k-1} = G_i$ such that, for each vertex pair $\{d_i, \overline{d_i}\}$, either d_i or $\overline{d_i}$ is the red vertex in some LTT structure in the sequence. (Such a composition would be represented by a loop in $AMD(\mathcal{G})$ and can be found as a loop in $AMD(\mathcal{G})$ if not by trial and error. It would also work to use a loop in $AMD(\mathcal{G})$ that does not represent a switch sequence, but the condition on vertex pairs still holds.)
- (B) As in Method II, find a construction path in $(G_i)'_{ep}$ transversing as many edges of $(G_i)'_{ep}$ as possible, except that we now have the added condition that the corresponding purified construction composition must start and end with the same LTT structure.
- (C) Proceed as in Method II with the added condition of (B) and with the condition that the switches between the purified construction compositions are determined by the switch sequence $(g_{(i,i-k)}, G_{i-k-1}, G_i)$.
- (D) The map constructed is not acceptable if it has any PNPs and so the procedure of Section 10 must be used to check that it does not have any PNPs. It is additionally still important that all periodic directions are fixed and that the map constructed has all of \mathcal{G} as its ideal Whitehead graph. Reference Method II for how to ensure this is the case.

Example 12.32. We return to Graph XX:

A switch sequence for this graph is given in Example 7.32. Our first construction composition was given in Example 7.24. What was still needed after that composition was:

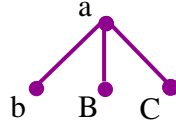


Figure 58: *Edges still needed after the composition given in Example 7.24 (in Figure 20)*

We take the preimage under the direction map for the final switch and get:

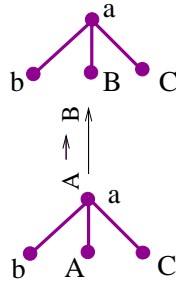


Figure 59: *Preimage of edges left (under the direction map for the switch in Example 7.32)*

Since we could not obtain all of these edges from a single construction composition, we take another preimage:

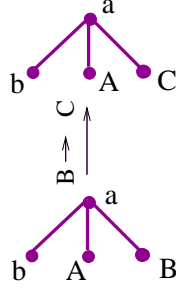


Figure 60: *Preimage of edges left (under the direction map of a second switch in the switch sequences of Example 7.32)*

We use the construction composition for the following construction path to obtain these edges:

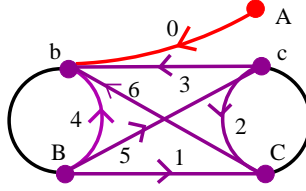


Figure 61: *Construction path in the Graph XX LTT structure used to obtain the remaining edges (given in Figure 60)*

When composed we get:

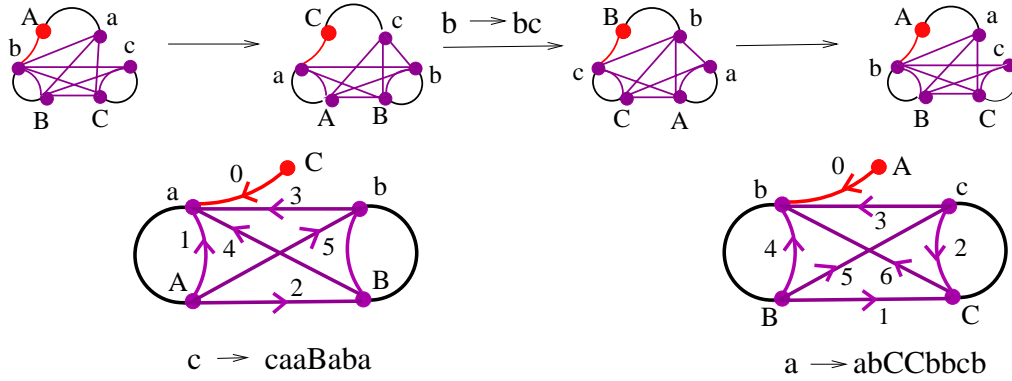


Figure 62: *The combination of everything we have so far in realizing Graph XX*

The automorphism we have obtained is:

$$h = \begin{cases} a \mapsto ab\bar{c}cbcb \\ b \mapsto bc \\ c \mapsto cab\bar{c}bbcbab\bar{c}bbcb\bar{c}cbab\bar{c}bbcbcbccab\bar{c}bbcb \end{cases},$$

The periodic directions for this map are not fixed. However, they are fixed when we compose h with itself, so we take $g = h^2$.

13 Unachievable Ideal Whitehead Graphs

The unachievability of Graph VII was shown in Section 12. In this section we show that Graph II and Graph V are also unachievable. *In all figures of this section, we continue with the convention that X represents \bar{x} , etc.*

13.1 Four Edges Sharing a Vertex (Graph II)

The first unachievable 5-vertex Type (*) pIW graph is the graph \mathcal{G} consisting of four edges adjoined at a single vertex. For this graph we use Proposition 5.4. What we need is that every Type (*) Admissible LTT Structure for \mathcal{G} is not birecurrent. Up to EPP-isomorphism, there are two such LTT structures to consider neither of which is birecurrent):

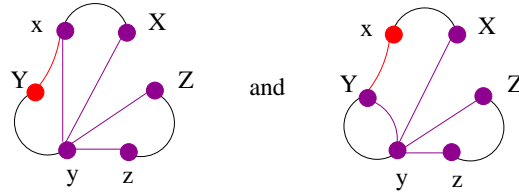


Figure 63: *Potential LTT structures for four edges adjoined at a single vertex*

These are the only structures worth considering as follows:

Either three of the valence-one vertices of \mathcal{G} belong to different edge pairs or the valence-one vertices are labeled with two sets of edge pairs. First consider the case where the valence-one vertices are labeled with two sets of edge pairs. The red edge cannot be attached in such a way that it is labeled with an edge pair and all the other resulting LTT structures are the same as the first structure up to EPP-isomorphism. Now consider the case where three of the valence-1 vertices of \mathcal{G} belong to different edge pairs. One of these three have the label of the inverse of the valence-four vertex. The red edge can only be attached at one vertex choice and without causing an edge pair labeled vertex set connected by a valence-1 edge in the colored subgraph of the LTT structure. Up to EPP-isomorphism, this just leaves us with the second structure.

13.2 Graph V

We draw the illustrative AM diagram here without labels on the edges because it is clear even from this much that no map represented by a loop in this diagram would be irreducible (the only edge pairs labeling red vertices are $\{x, \bar{x}\}$ and $\{z, \bar{z}\}$):

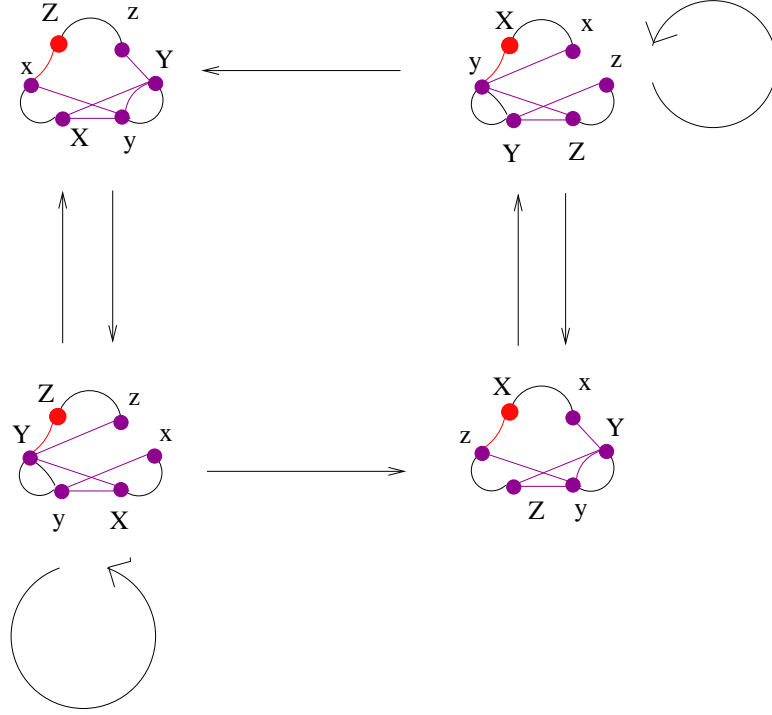


Figure 64: A component of the Illustrative AM Diagram (all others are the same up to EPP-isomorphism)

14 Achievable 5-Vertex Type (*) pIW Ideal Whitehead Graphs in Rank 3

This section includes the main theorem of this document. For the theorem we use our methods to determine which 5-vertex Type (*) pIW graphs arise as $IW(\phi)$ for ageometric, fully irreducible $\phi \in \text{Out}(F_3)$. Since there are precisely twenty-one 5-vertex Type (*) pIW graphs (see Figure 1 for a complete list), we can handle them on a case-by-case basis. *For all figures of this section we continue with the convention that A notates \bar{a} .*

Theorem 14.1. *Precisely eighteen of the twenty-one 5-vertex Type (*) pIW graphs are ideal Whitehead graphs for ageometric, fully irreducible $\phi \in \text{Out}(F_3)$.*

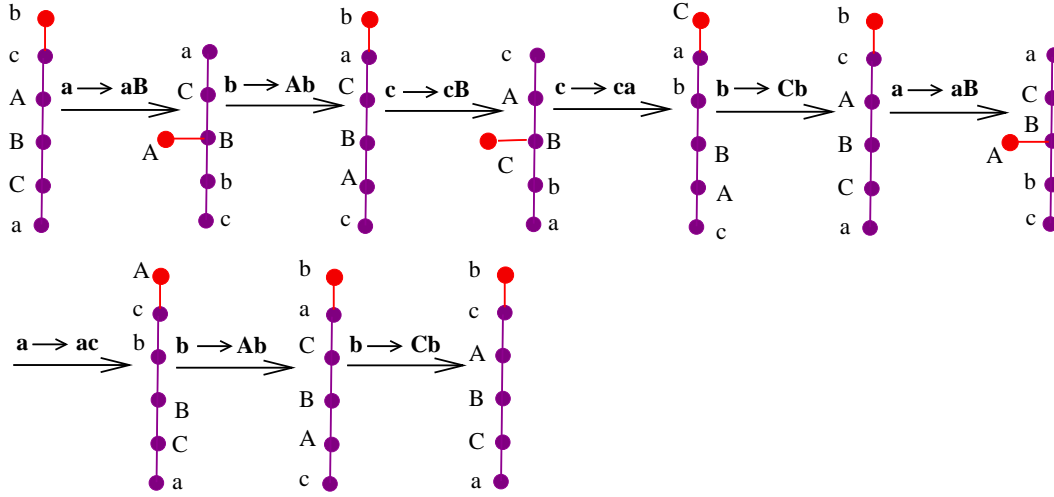
Proof: The unachievable graphs (Graph II, Graph V, and Graph VII) were already handled in sections 12 and 13. We now give representatives for the remaining graphs, leaving it to the reader to prove that these representatives are PNP-free (using the procedure of Section 10), have Perron-Frobenius transition matrices, and have the appropriate ideal Whitehead graph. Proposition 11.4 then gives that they are representatives of ageometric, fully irreducible $\phi \in \text{Out}(F_r)$ with the desired ideal Whitehead graphs.

GRAPH I (The Line):

We give here the representative g whose ideal whitehead graph, \mathcal{G} , is GRAPH I:

$$g = \begin{cases} a \mapsto ac\bar{b}ca\bar{b}cacac\bar{b}ca \\ b \mapsto \bar{a}\bar{c}b\bar{c}\bar{a}\bar{c}\bar{a}\bar{c}b \\ c \mapsto cac\bar{b}ca\bar{b}cac \end{cases}$$

Our ideal decomposition for g is described by the following figure:



For this we constructed a component of $AM(\mathcal{G})$ and used Method I. This method made the most sense here as there were only a few birecurrent LTT structures to be included in $AM(\mathcal{G})$.

GRAPH II:

The representative g whose ideal whitehead graph, \mathcal{G} , is GRAPH II was again constructed using Method I. We started with a path in $AM(\mathcal{G})$.

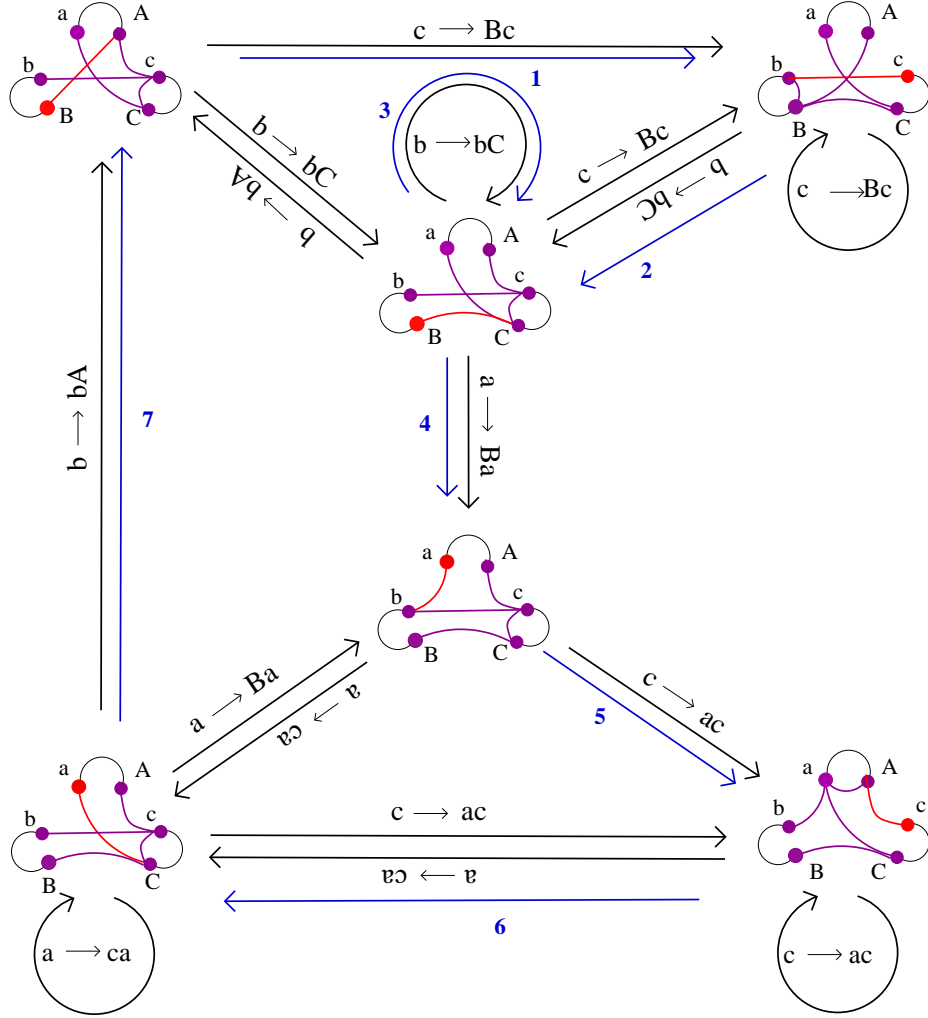
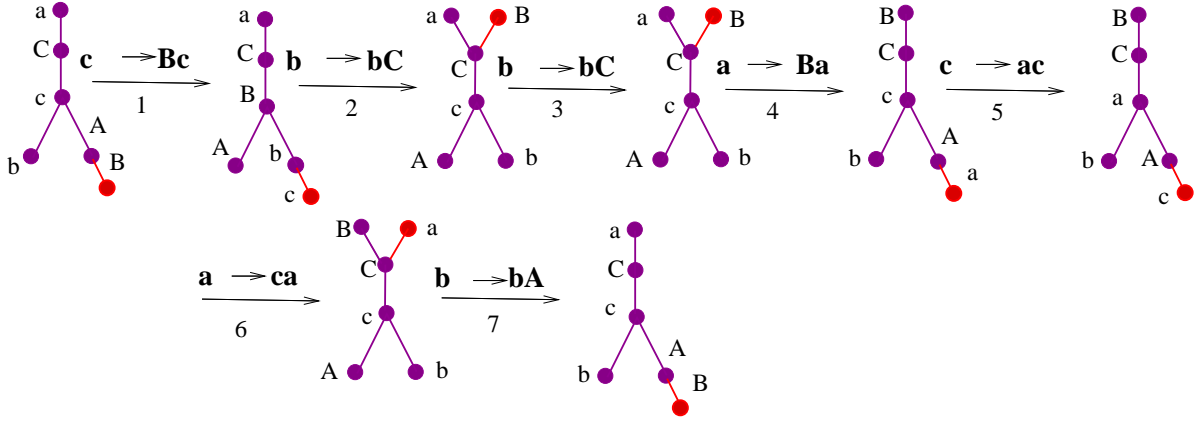


Figure 65: The blue path in $AM(\mathcal{G})$ gives an ideal decomposition g .

The path in $AM(\mathcal{G})$ corresponds to the ideal decomposition:



And our representative is:

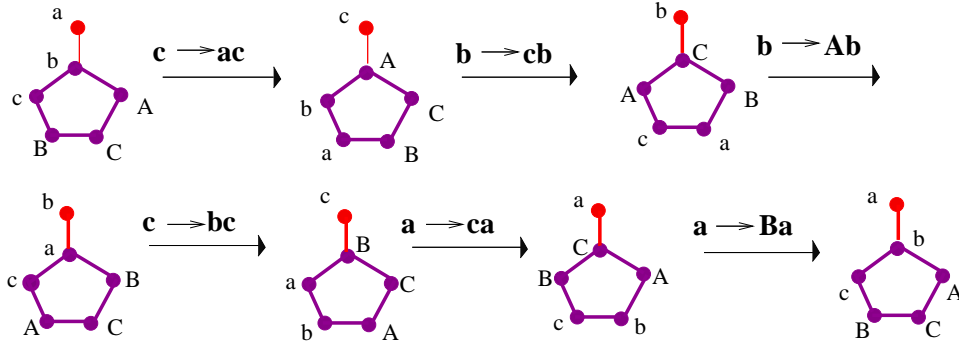
$$g = \begin{cases} a \mapsto a\bar{b}ca \\ b \mapsto b\bar{a}\bar{c}\bar{a}\bar{c}\bar{c}\bar{a}\bar{c} \\ c \mapsto caccacab\bar{c}ac \end{cases}$$

GRAPH IV:

The representative g whose ideal whitehead graph, \mathcal{G} , is GRAPH IV is:

$$g = \begin{cases} a \mapsto c\bar{b}a \\ b \mapsto bc\bar{a}b \\ c \mapsto c\bar{b}abc\bar{a}bc \end{cases}$$

We used Method I here. Constructing $AM(\mathcal{G})$ was exceptionally easy because of the symmetry in the graph. Our ideal decomposition for g is:

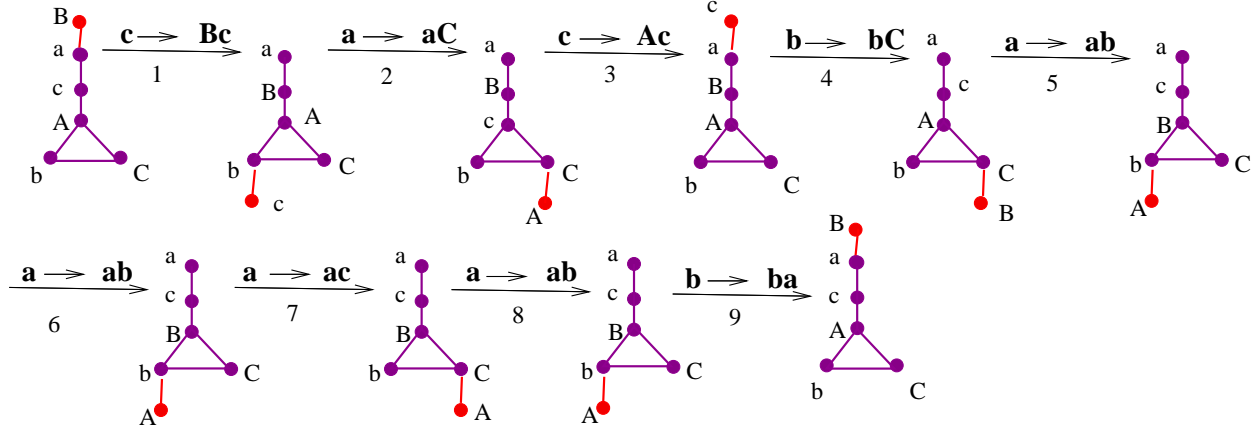


GRAPH VI:

The representative g whose ideal whitehead graph is GRAPH VI is:

$$g = \begin{cases} a \mapsto abacbaba\bar{c}abacbaba \\ b \mapsto ba\bar{c} \\ c \mapsto c\bar{a}\bar{b}\bar{a}\bar{b}\bar{a}\bar{b}\bar{c}\bar{a}\bar{b}\bar{a}\bar{c} \end{cases}$$

Our ideal decomposition for g is described by the following figure:

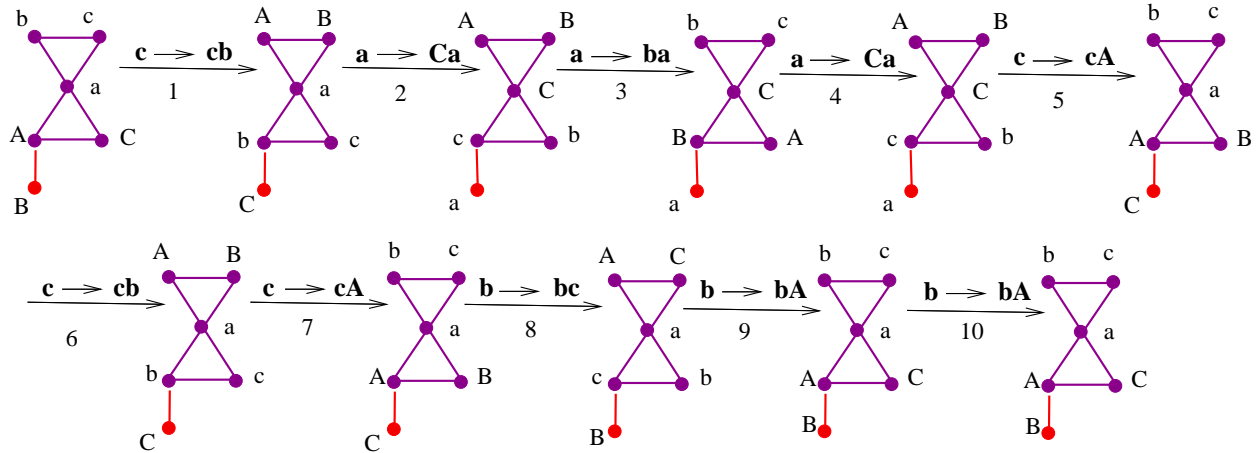


GRAPH VIII:

The representative g whose ideal whitehead graph, \mathcal{G} , is GRAPH VIII is:

$$g = \begin{cases} a \mapsto a\bar{c}a\bar{a}\bar{b}\bar{a}\bar{c}\bar{b}\bar{a}\bar{a}\bar{c}\bar{a}\bar{c}\bar{a}\bar{a}\bar{b}\bar{a}\bar{c} \\ b \mapsto b\bar{a}\bar{a}\bar{c} \\ c \mapsto c\bar{a}\bar{b}\bar{a}\bar{a}\bar{c}\bar{a}\bar{b}\bar{a}\bar{a}\bar{c} \end{cases}$$

Our ideal decomposition for g is described by the following figure:



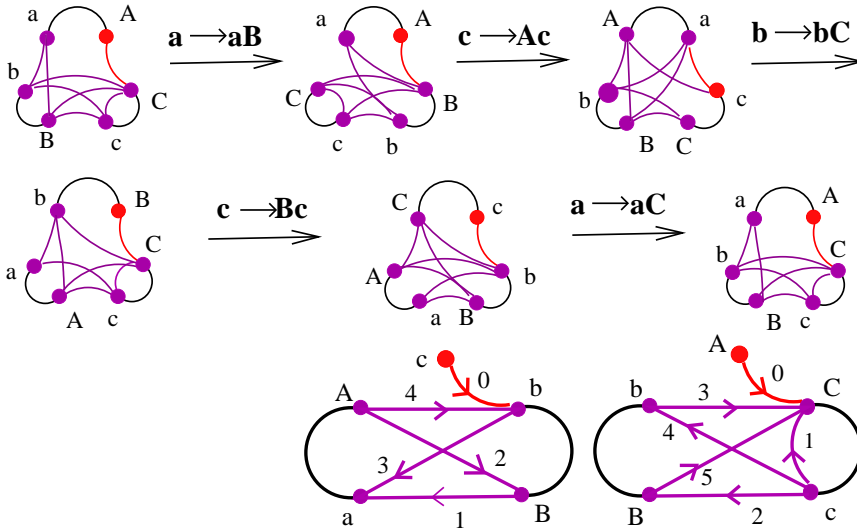
The representative g whose ideal whitehead graph, \mathcal{G} , is GRAPH IX is:

GRAPH XII:

The representative g whose ideal whitehead graph is GRAPH XII is:

$$g = \begin{cases} a \mapsto a\bar{c}\bar{b}\bar{b}\bar{c}\bar{b}\bar{c}\bar{b}\bar{c}\bar{b}\bar{c}\bar{c}\bar{a}\bar{b}\bar{c}\bar{b}\bar{c}\bar{b}\bar{c}\bar{c}\bar{a}\bar{b}\bar{c}\bar{b} \\ b \mapsto b\bar{c}\bar{b}\bar{a}\bar{c}\bar{c}\bar{b}\bar{c}\bar{b}\bar{c}\bar{b}\bar{a}\bar{c}\bar{c}\bar{b}\bar{c}\bar{b}\bar{c}\bar{b} \\ c \mapsto c\bar{b}\bar{c}\bar{b}\bar{c}\bar{c}\bar{a}\bar{b}\bar{c}\bar{b}\bar{c}\bar{b}\bar{c}\bar{c}\bar{a}\bar{b}\bar{c}\bar{b}\bar{c}\bar{b}\bar{c}\bar{c}\bar{a}\bar{b}\bar{c} \end{cases}$$

Again, instead of giving our entire ideal decomposition here, we give a condensed decomposition where construction compositions starting and ending at a graph are shown as paths below it.



GRAPH XIII:

The representative g whose ideal whitehead graph is GRAPH XIII is:

$$g = \begin{cases} a \mapsto ac\bar{b}cbcb\bar{c}\bar{b}\bar{c}cb\bar{c}\bar{a}cb\bar{a}cbcbcb\bar{c}\bar{b}\bar{c}\bar{c}b\bar{c}\bar{a}\bar{b} \\ b \mapsto bac\bar{b}ccbc\bar{b}\bar{c}\bar{b}\bar{c}\bar{c}\bar{a}\bar{b}\bar{c}\bar{a}cbcbcb \\ c \mapsto \bar{c}\bar{b}ac\bar{b}ccbc\bar{b}\bar{c}\bar{b}\bar{c}\bar{c}\bar{b}\bar{c}\bar{a}\bar{b}ac\bar{b}cbcb \end{cases}$$

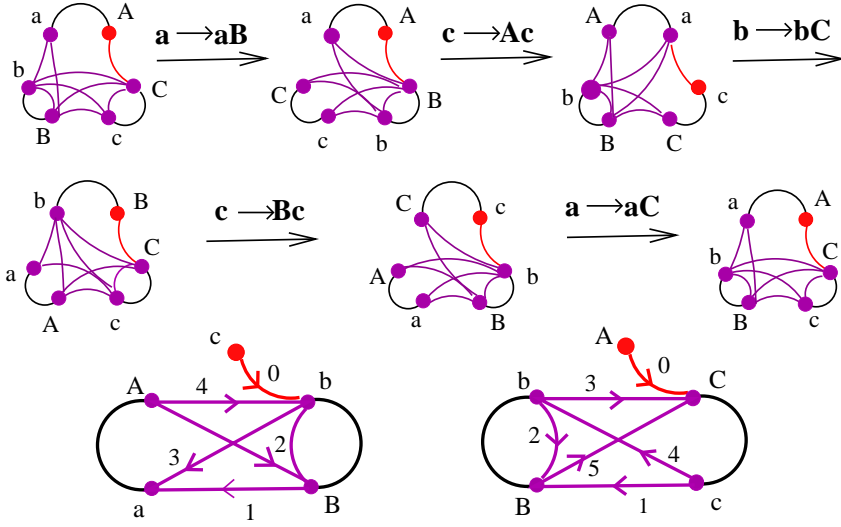
Our ideal decomposition for this representative and further explanation were given in Example 12.29.

GRAPH XIV:

The representative g whose ideal whitehead graph is GRAPH XIV is:

$$g = \begin{cases} a \mapsto acabaabcabaa \\ b \mapsto \bar{a}\bar{a}\bar{b}\bar{c}\bar{b}\bar{a}\bar{a}\bar{b}\bar{a}\bar{c}\bar{a}\bar{b}\bar{a}\bar{c}acabaabcabaab\bar{a}\bar{b}\bar{a}\bar{c}\bar{a}\bar{b}\bar{a}\bar{c}\bar{b}\bar{a}\bar{b}\bar{a}\bar{c}\bar{a}\bar{b} \\ c \mapsto cabaab \end{cases}$$

Our ideal decomposition for g is described by the following figure:

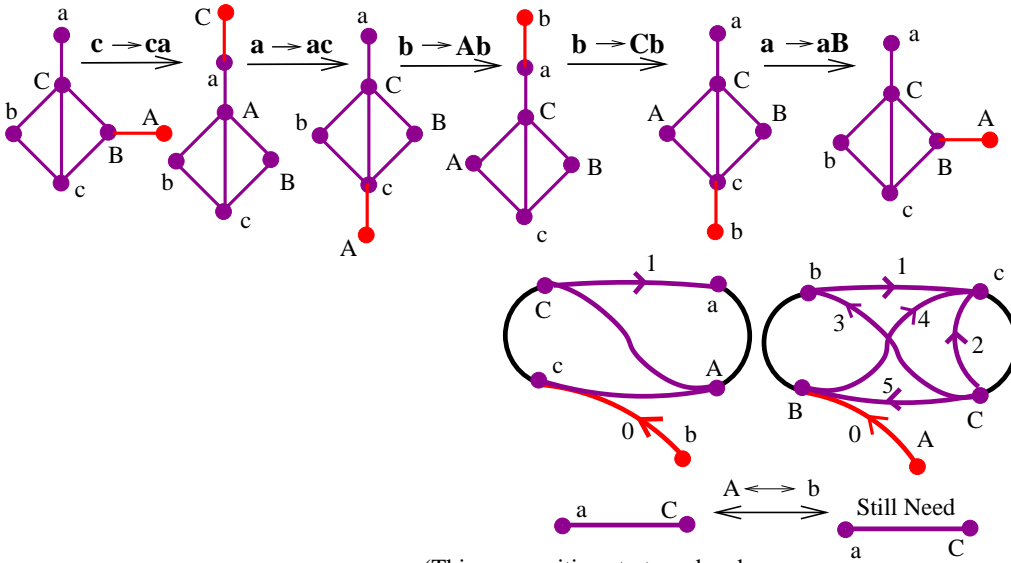


GRAPH XVI:

The representative g whose ideal whitehead graph is GRAPH XVI is:

$$g = \begin{cases} a \mapsto a\bar{b}ccbc\bar{b}c \\ b \mapsto b\bar{c}\bar{b}\bar{c}b\bar{a}\bar{c}b \\ c \mapsto ca\bar{b}ccbc\bar{b}c \end{cases}$$

Our ideal decomposition for g is described by the following figure:



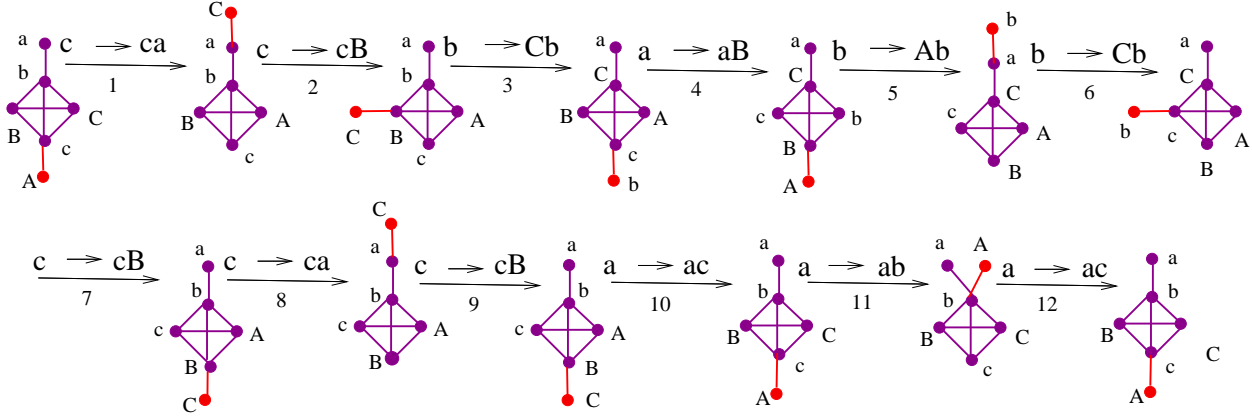
(This composition starts and ends with different graphs)

GRAPH XVII:

The representative g whose ideal whitehead graph is GRAPH XVII is:

$$g = \begin{cases} a \mapsto acbcc\bar{b}c\bar{b}acbcc\bar{b}acbcc \\ b \mapsto b\bar{c}c\bar{b}c\bar{a}b\bar{c}c\bar{c}b\bar{c}a\bar{b}c\bar{c}b\bar{c}a\bar{b}c\bar{b} \\ c \mapsto c\bar{b}acbcc\bar{b}c\bar{b}acbcc\bar{b}acbcc\bar{c}b\bar{a}c\bar{c}c\bar{b}acbcc\bar{b}c\bar{b}acbcc\bar{b}acbcc \end{cases}$$

Our ideal decomposition for g is described by the following figure:

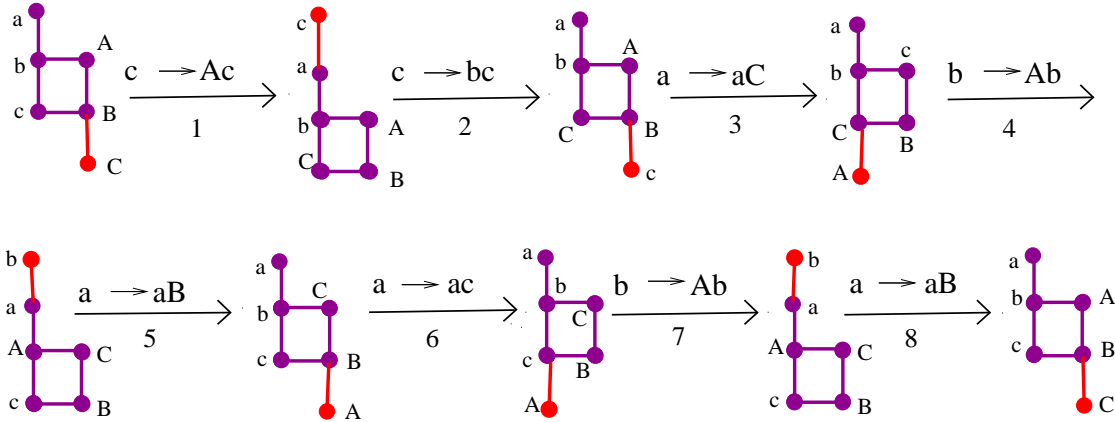


GRAPH XVIII:

The representative g whose ideal whitehead graph is GRAPH XVIII is:

$$g = \begin{cases} a \mapsto a\bar{b}c\bar{b}a\bar{b}\bar{c} \\ b \mapsto b\bar{a}b\bar{c}b\bar{a}b\bar{a} \\ c \mapsto cb\bar{a}b\bar{c}b\bar{a}b\bar{a}b\bar{c}b\bar{a}b\bar{a}bc \end{cases}$$

Our ideal decomposition for g is described by the following figure:

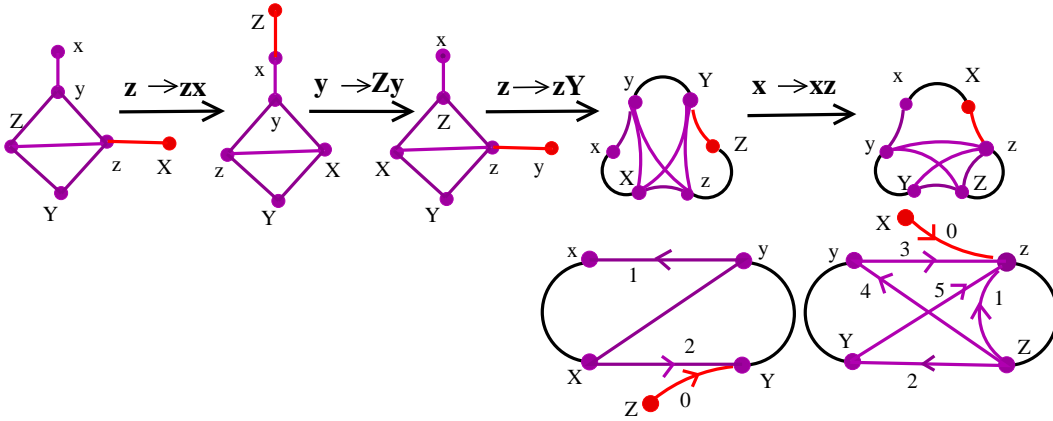


GRAPH XIX:

The representative g whose ideal whitehead graph is GRAPH XIX is:

$$g = \begin{cases} a \mapsto acc\bar{b}cbc \\ b \mapsto b\bar{c}b\bar{c}b\bar{c}\bar{c}ab\bar{c}b \\ c \mapsto c\bar{b}acc\bar{b}cbcb\bar{c}acc\bar{b}cbc \end{cases}$$

Again, instead of giving our entire ideal decomposition here, we give a condensed decomposition where construction compositions starting and ending at a graph are shown as paths below.



GRAPH XX:

The representative $g = h^2$ having ideal Whitehead graph GRAPH XX, where

$$h = \begin{cases} a \mapsto ab\bar{c}\bar{c}bbcb \\ b \mapsto bc \\ c \mapsto cab\bar{c}\bar{c}bbcbab\bar{c}\bar{c}bbcb\bar{c}\bar{c}bab\bar{c}\bar{c}bbcbcbccab\bar{c}\bar{c}bbcb \end{cases},$$

was constructed in the examples above.

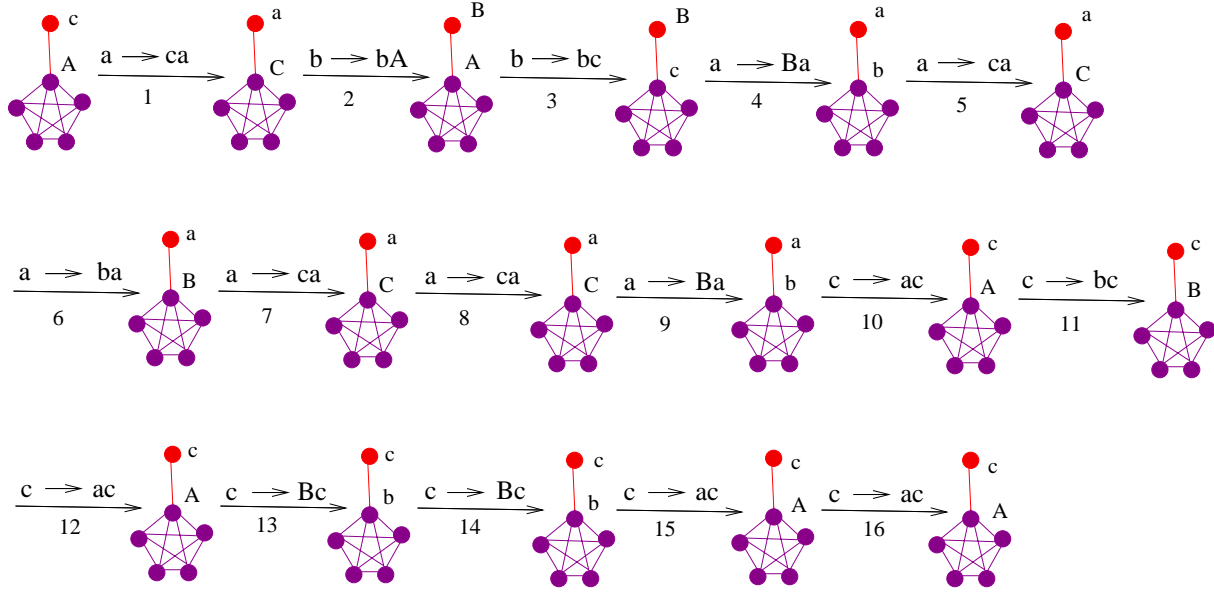
GRAPH XXI (Complete Graph):

The representative g whose ideal whitehead graph is GRAPH XXI is:

$$g = \begin{cases} a \mapsto abab\bar{a}ac\bar{b}abab\bar{a}acbab\bar{a}acab\bar{a}ac\bar{b}a \\ b \mapsto babab\bar{a}ac\bar{a}b\bar{c}\bar{a}\bar{a}b\bar{a}b\bar{a}\bar{c}\bar{a}\bar{a}b\bar{a}b\bar{b}\bar{c}\bar{a}\bar{a}b\bar{a}b\bar{a}b \\ c \mapsto abab\bar{a}aac \end{cases}$$

Below we include an ideal decomposition of the representative. We only label the vertices of the red edge in each graph of this example since the remainder of the graph is completely symmetric and so any permutation of the remaining labels gives exactly the same graph. This is an example of a case where Method I would have been extremely impractical and Method II was particularly easy to apply. Similar methods as used to construct this representative could also be used to construct the

representative whose ideal Whitehead graph is the complete graph in any odd rank greater than five.



Since we have either given representatives yielding or shown that they cannot exist for all twenty-one Type (*) pIW graphs with five vertices, we have completed the proof.
QED.

References

- [BF94] M. Bestvina, M. Feighn, M. Handel, *Outer Limits*, preprint, 1993; available at <http://andromeda.rutgers.edu/~feighn/papers/outer.pdf>.
- [BFH00] M. Bestvina, M. Feighn, M. Handel, *The Tits alternative for $\text{Out}(F_n)$ I: Dynamics of exponentially-growing automorphisms*, Ann. Math. 151 (2000), 517-623.
- [BFH97] M. Bestvina, M. Feighn, M. Handel, *Laminations, trees, and irreducible automorphisms of free groups*, Geom. Funct. Anal. 7 (1997), 215-244.
- [BFH97] M. Bestvina, M. Feighn, M. Handel, *Erratum to: Laminations, trees, and irreducible automorphisms of free groups*, Geom. Funct. Anal. 7 (1997), 1143.
- [BH92] M. Bestvina, M. Handel, *Train tracks and automorphisms of free groups*, Ann. Math. 135 (1992), 1-51.
- [CP10] M. Clay, A. Pettet, *Twisting Out Fully Irreducible Automorphisms*, Geom. Funct. Anal. 20 (2010), no. 3, 657-689.
- [CV86] M. Culler and K. Vogtmann, *Moduli of Graphs and automorphisms of free groups*, Invent. Math. 84 (1986), 91-119.
- [CP84] D. Cvetkovic, M. Petric, *A table of connected graphs on six vertices*, Discrete Math. 50 (1984) 37-49.
- [FB86] Farb, Benson and Margalit, Dan. *A Primer on Mapping Class Groups*, Princeton: Princeton University Press, 2012.
- [GJLL98] D. Gaboriau, A. Jaeger, G. Levitt, and M. Lustig, *An Index for counting fixed points of automorphisms of free groups*, Duke Math. J. 93 (1998), no. 3, 425-452.
- [HM11] M. Handel and L. Mosher, *Axes in outer space*, American Mathematical Society, 2011.
- [LL03] Levitt, Gilbert; Lustig, Martin, *Irreducible automorphisms of F_n have north-south dynamics on compactified outer space*. J. Inst. Math. Jussieu 2 (2003), no. 1, 5972.
- [MS93] H. Masur and J. Smillie, *Quadratic differentials with prescribed singularities and pseudo-Anosov diffeomorphisms*, Comment. Math. Helv. 68 (1993), no.2, 289-307.
- [P88] R.C. Penner. *A construction of pseudo-Anosov homeomorphisms*, Trans. Amer. Math. Soc., 310 (1988) No 1, 179-197. [N86] *Jakob Nielsen: collected mathematical papers. Vol. 1*. Edited and with a preface by Vagn Lundsgaard Hansen. Contemporary Mathematicians. Birkhuser Boston, Inc., Boston, MA, 1986. xii + 459 pp.
- [St83] J. R. Stallings, *Topology of Finite Graphs*, Inv. Math. 71 (1983), 552-565.
- [W36] J. H. C. Whitehead, *On certain sets of elements in a free group*, Proc. London Math. Soc., 41 (1936), pp. 4856.