

Iterative Source–Channel Coding Approach to Witsenhausen’s Counterexample

Johannes Kron, Ather Gattami, Tobias J. Oechtering, Mikael Skoglund

School of Electrical Engineering

Royal Institute of Technology KTH

Stockholm, Sweden

Abstract

In 1968, Witsenhausen introduced his famous counterexample where he showed that even in the simple linear quadratic static team decision problem, complex nonlinear decisions could outperform any given linear decision. This problem has served as a benchmark problem for decades where researchers try to achieve the optimal solution. This paper introduces a systematic iterative source–channel coding approach to solve problems of the Witsenhausen Counterexample-character. The advantage of the presented approach is its simplicity. Also, no assumptions are made about the shape of the space of policies. The minimal cost obtained using the introduced method is **0.16692462**, which is the lowest known to date.

Index Terms

Open-loop control systems, decision making, iterative methods, discretization, quantizer design, stochastic control.

I. INTRODUCTION

The most fundamental problem in control theory, namely the static output feedback problem has been open since the birth of control theory. The question is whether there is an efficient algorithm that can decide existence and find stabilizing controllers, linear or nonlinear, based on imperfect measurements and given memory. The static output feedback problem is just an instance of the problem of control with information structures imposed on the controllers, which

has been very challenging for decision theory researchers. In 1968, Witsenhausen [22] introduced his famous counterexample:

$$\inf_{\gamma_1(\cdot), \gamma_2(\cdot)} \mathbf{E} [k^2 \gamma_1^2(X_0) + X_2^2] \quad (1)$$

where

$$X_1 = \gamma_1(X_0) + X_0, \quad (2)$$

$$X_2 = X_1 - \gamma_2(Y_2), \quad (3)$$

$$Y_1 = X_0, \quad (4)$$

$$Y_2 = X_1 + W, \quad (5)$$

$X_0 \sim N(0, \sigma^2)$, and $W \sim N(0, 1)$. Here we have two decision makers, one corresponding to γ_1 and the other to γ_2 . The problem is a two-stage linear quadratic Gaussian control problem, where the cost at the first time-step is $\mathbf{E}[k^2 \gamma_1^2(X_0)]$ and $\mathbf{E}[X_2^2]$ at the second one. At the first time-step, the controller has full state measurement, $Y_1 = X_0$. At the second time-step, it has imperfect state measurement, $Y_2 = X_1 + W$. What is different to the classical output feedback problem, is that the controller at the second stage does not have information from the past since it has no information about the output Y_1 . Thus, the controller is restricted to be a static output feedback controller. Witsenhausen showed that even in the simple linear quadratic Gaussian control problem above, complex nonlinear decisions could outperform any given linear decision. This problem has served as a benchmark problem for decades where researchers try to achieve the optimal solution. It has been pointed out that the problem is complicated due to a so called “signaling-incentive”, where decisions are not only chosen to minimize a given cost, but also to encode information in the decisions in order to signal information to other decision makers in the team. In the example above, decision maker 2 measures $Y_2 = X_0 + \gamma_1(X_0) + W$, so its measurement is affected by decision maker 1 through γ_1 . Hence, decision maker 1 not only tries to optimize the quadratic cost in (1), but also *signal* information about X_0 to decision maker 2 through its decision, $\gamma_1(X_0)$.

Previous work has been pursued on understanding the Witsenhausen Counterexample. Sub-optimal solutions where found in [13] studied variations of the problem when the signaling incentive was eliminated. In [12], [14], connections to information theory where studied. An

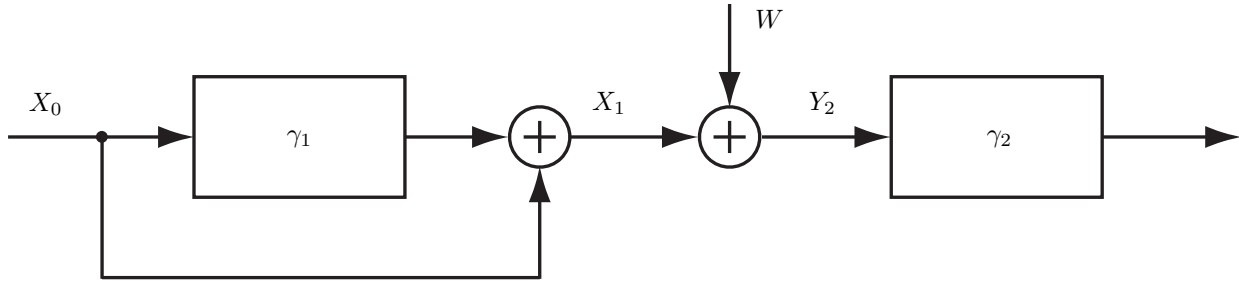


Fig. 1: Schematic view of the system.

extensive study of the information theoretic connection was made in [3], where it was shown that coupling between decision makers in the cost function introduced the nonlinear behavior of the optimal strategies. An ordinal optimization approach was introduced in [5] and a hierarchical search approach was introduced in [16], where both rely on a given structure of the decisions. The first method that showed that optimal strategies may have “slopes” to the quantizations was given in [2]. Solutions with bounds are studied in [11]. A potential games approach in the paper by [17] found the best known value to the date of its publication, namely 0.1670790.

In this paper, we will introduce a generic method of iterative optimization based on ideas from source–channel coding [8], [9], [15], [21], that could be used to solve problems of the Witsenhausen Counterexample character. The numerical solution we obtain for the benchmark problem is of high accuracy and renders the lowest value known to date, **0.16692462**. In the following, $p(\cdot)$ and $p(\cdot|\cdot)$ denote probability density functions (pdfs) and conditional pdfs, respectively.

II. ITERATIVE OPTIMIZATION

We will now present an iterative design algorithm, based on person-by-person optimality, for solving the minimization in equation (1). The method we propose is related to the Lloyd–Max algorithm [10], [18], [19] that is successfully used when designing quantizers. A quantizer can be described by its partition cells and their corresponding reproduction value. The partition cells define to which codeword analog values are encoded and the reproduction values define how the analog value is reproduced from the codeword. In general, there is no explicit, closed-form solution to the problem of finding the optimal quantizer [10]. The key idea of the Lloyd–Max algorithm is to assume that either the partition cells or the reproduction values are fixed; with one

part fixed, it is straightforward to derive an optimal expression for its counterpart. Next one part at a time is optimized in an iterative fashion. The Lloyd–Max algorithm has been generalized and used in various joint source–channel coding applications. See for example [6], [7], [24], where quantization for noisy channels is studied, [8], where bandwidth compression mappings are designed, and [15], [21], where systems for distributed source coding and cooperative transmission are optimized. The original Lloyd–Max algorithm converges to the global optimum under certain conditions, however, when the system model gets more complicated, as in the joint source–channel coding problems, there are no such guarantees. The algorithm can be shown to converge, but the convergence point may be only locally optimal.

The above mentioned joint source–channel coding problems are all very similar in structure to the Witsenhausen counterexample. We therefore propose to use a generalization of the Lloyd–Max algorithm to this problem; the algorithm involves four key elements:

- 1) Formulation of necessary conditions on γ_1 and γ_2 such that they are individually optimal given that γ_2 and γ_1 , respectively, are fixed.
- 2) Discretization of the “channel” space between γ_1 and γ_2 such that X_1 and the input to γ_2 are restricted to belong to a finite set \mathcal{S}_L .
- 3) Iterative optimization of γ_1 and γ_2 to make sure that they, one at a time, fulfill their corresponding necessary conditions.
- 4) Use of a technique called parameter relaxation that makes the solution less sensitive to the initialization.

A. Necessary Conditions on γ_1 and γ_2

Let us first define the function $\tilde{\gamma}_1(x_0) \triangleq \gamma_1(x_0) + x_0 = x_1$. Without loss of generality, we will optimize with respect to $\tilde{\gamma}_1$. The cost we want to minimize is given by

$$J \triangleq \mathbf{E}[k^2\gamma_1^2(X_0) + (X_1 - \gamma_2(Y_2))^2]. \quad (6)$$

By using Bayes’ rule and assuming that γ_2 is fixed, we can rewrite the optimization as

$$\begin{aligned} & \inf_{\tilde{\gamma}_1} \iint p(y_2|\tilde{\gamma}_1(x_0)) F(x_0, \tilde{\gamma}_1(x_0), \gamma_2(y_2)) dy_2 p(x_0) dx_0 \\ & \stackrel{(a)}{=} \int \left[\inf_{x_1 \in \mathbb{R}} \int p(y_2|x_1) F(x_0, x_1, \gamma_2(y_2)) dy_2 \right] p(x_0) dx_0 \end{aligned}$$

where

$$F(x_0, x_1, \gamma_2(y_2)) = \left(k^2(x_1 - x_0)^2 + (x_1 - \gamma_2(y_2))^2 \right).$$

In (a) we make use of Theorem 14.60 in [20], which states that interchange of minimization and integration is possible under certain conditions¹. Furthermore, since the optimal value of J is not $-\infty$, the theorem states that $\tilde{\gamma}_1(\cdot)$ can be defined in a pointwise manner. Consequently, a necessary condition for $\tilde{\gamma}_1$ to be optimal is given by

$$\tilde{\gamma}_1(x_0) = \arg \min_{x_1 \in \mathbb{R}} \left(\int p(y_2|x_1) F(x_0, x_1, \gamma_2(y_2)) dy_2 \right) \quad (7)$$

for almost every $x_0 \in \mathbb{R}$.

If we next assume that γ_1 is fixed, we see that the first term in (6) is a constant. The minimization of J with respect to γ_2 is therefore equivalent to

$$\inf_{\gamma_2(\cdot)} \mathbf{E}[(X_1 - \gamma_2(Y_2))^2], \quad (8)$$

which is the mean-squared error (MSE). It is well known that the MSE is minimized by the conditional expected value; hence,

$$\gamma_2(y_2) = \mathbf{E}[X_1|y_2] \quad (9)$$

for almost every $y_2 \in \mathbb{R}$, is a necessary condition for $\gamma_2(y_2)$ to be optimal.

B. Discretization

The expressions given in (7) and (9) are impractical to use in our design algorithm because they require the functions to be specified for infinitely many input values. To get around this problem we introduce a discrete set

$$\mathcal{S}_L = \left\{ -\Delta \frac{L-1}{2}, -\Delta \frac{L-3}{2}, \dots, \Delta \frac{L-3}{2}, \Delta \frac{L-1}{2} \right\}, \quad (10)$$

where $L \in \mathbb{N}$ and $\Delta \in \mathbb{R}_+$ are two parameters that determine the number of points and the spacing between the points, respectively. Next, we impose the constraint $x_1 \in \mathcal{S}_L$, that is, the

¹In our case the conditions are fulfilled because the integrand is continuous in x_0 and $x_1 = \tilde{\gamma}_1(x_0)$ and the infimum is over the space of all measurable functions.

output of $\tilde{\gamma}_1$ can only take one out of a finite number of values. In a similar way, the input to γ_2 is discretized such that,

$$\gamma_2(y_2) = \tilde{\gamma}_2(\tilde{y}_2), \quad \tilde{y}_2 = Q_{\mathcal{S}_L}(y_2) \in \mathcal{S}_L, \quad (11)$$

where $Q_{\mathcal{S}_L}(y_2)$ maps y_2 to the closest point in the set \mathcal{S}_L . γ_2 can now be stored in the form of a lookup table where each point in \mathcal{S}_L is associated with an output value. The approximation of the real space with \mathcal{S}_L can be made more and more accurate by decreasing Δ and increasing L^2 . Finally, since X_0 is still infinite-dimensional, we use Monte-Carlo samples of X_0 to represent the input to $\tilde{\gamma}_1$. $\tilde{\gamma}_1$ is now specified by evaluating

$$\tilde{\gamma}_1(x_0) = \arg \min_{x_1 \in \mathcal{S}_L} \sum_{\tilde{y}_2 \in \mathcal{S}_L} p(\tilde{y}_2|x_1) F(x_0, x_1, \tilde{\gamma}_2(\tilde{y}_2)) \quad (12)$$

for each of the Monte-Carlo samples that represent X_0 . In a similar way, $\tilde{\gamma}_2$ can be expressed as

$$\tilde{\gamma}_2(\tilde{y}_2) = \mathbf{E}[X_1|\tilde{y}_2], \quad (13)$$

for all $\tilde{y}_2 \in \mathcal{S}_L$, where the expectation with respect to X_0 is evaluated by using the Monte-Carlo samples.

C. Design Algorithm Using Parameter Relaxation

Given the above expressions for $\tilde{\gamma}_1$ and $\tilde{\gamma}_2$ it is possible to optimize the system iteratively. One common problem with iterative techniques is that the final solution will depend on the initialization of the algorithm. If the initialization is bad we are likely to end up in a poor local minimum. One method that has proven to be helpful in counteracting this in joint source–channel coding is noisy channel relaxation (NCR) [8], [9], [15], [21]. In this paper, we use a generalization of NCR which we call parameter relaxation (PR). The idea of PR is to first define a parameter space \mathcal{P} that include relevant system parameters such as noise variance, power constraints, etc. Assuming that we have found a system that performs well for a system parameter $\eta_n \in \mathcal{P}$, this system is then used as initialization when designing a new system for a parameter $\eta_{n+1} = \eta_n + \epsilon \in \mathcal{P}$. This update procedure is continued until $\eta_n = \eta_T$, which is

²While decreasing Δ , one has to increase L to make sure that $\max(x \in \mathcal{S}_L) = \Delta(L - 1)/2$ does not decrease.

the target system parameter (i.e., the system parameter for which we want to find the optimized system.).

The problem in the PR method is to determine a good starting point η_0 as well as the path to reach η_T . In joint source–channel coding, the most common parameter to change is the noise variance of the channel. The optimization starts with a high noise variance which is gradually decreased to the target noise variance, hence the name NCR. In the Witsenhausen setup, we have found that the parameter k is useful to include in the parameter space: Design a system for a high value of k first and then gradually decrease k until the desired value of $k : T$ is reached. The reason to start with a high value of k is that the design algorithm will find a solution where $\tilde{\gamma}_1(x_0) \approx x_0$ in this case (i.e., $\gamma_1(x_0) \approx 0$) independently of γ_2 . The design procedure including the PR part is given in Algorithm 1. Each update on line 7 and 8 in Algorithm 1 will decrease the cost. Since the cost is lower bounded, it is clear that the algorithm will converge. It may happen that the algorithm converges to a local optimum, however, as will be seen in the following section the *local* optima we obtain are still better than any previously reported results.

Algorithm 1 Design Algorithm

Require: Initial mapping of $\tilde{\gamma}_2$, the value k_T for which the system should be optimized and the threshold δ that determines when to stop the iterations.

Ensure: Locally optimized $\tilde{\gamma}_1$ and $\tilde{\gamma}_2$.

- 1: Let $k > k_T$.
 - 2: **while** $k > k_T$ **do**
 - 3: Decrease k according to some scheme (e.g., linearly).
 - 4: Set the iteration index $i = 0$ and $J^{(0)} = \infty$.
 - 5: **repeat**
 - 6: Set $i = i + 1$
 - 7: Find the optimal $\tilde{\gamma}_1$ by using (12).
 - 8: Find the optimal $\tilde{\gamma}_2$ by using (13).
 - 9: Evaluate the cost function $J^{(i)}$ according to (6).
 - 10: **until** $(J^{(i-1)} - J^{(i)})/J^{(i-1)} < \delta$
 - 11: **end while**
-

III. RESULTS

A. Implementation Aspects

For the evaluation of the design algorithm we have initially used $L = 201$ levels and chosen $\Delta(L) = 10\sigma/(L - 1)$. We have used 400000 Monte-Carlo samples in the final optimizations to represent X_0 . Since it is known that the optimal γ_1 is symmetric about origin [22], we have restricted $\tilde{\gamma}_1$ to have this symmetry by generating only positive Monte-Carlo samples and thereafter reflecting the resulting $\tilde{\gamma}_1$ -function for negative values of x_0 . To be able to compare our results to previously reported results, we have set $\sigma = 5$ and $k_T = 0.2$. However, since we are using the PR method, we have initially used the value $k = 3$ and decreased it according to the series $\{3, 2, 1.5, 1, 0.6, 0.4, 0.3, 0.2\}$. Before running the design algorithm, we require $\tilde{\gamma}_2$ to be initialized, but due to the PR this has little impact on the final solution and we have used the initialization $\tilde{\gamma}_2 \equiv 0$.

Once we have obtained the solution for $k_T = 0.2$, we have increased the precision by expanding the number of points in the discrete set from L to L' and updated $\tilde{\gamma}_2$ according to

$$\tilde{\gamma}_2^{(L')}(\tilde{y}_2) = \tilde{\gamma}_2^{(L)}(Q_{\mathcal{S}_L}(\tilde{y}_2)) \quad (14)$$

for all $\tilde{y}_2 \in \mathcal{S}_{L'}$. Thereafter the inner part of the design algorithm, that is, lines 4–10, have been run again to obtain a system optimized for the increased number of points L' . By repeating this refinement, the precision increases and the cost decreases as will be shown later. This method of refining the precision is similar to the one-way multigrid algorithm that is analyzed in [4]. The evaluations of (12) and (13) have been done using an exhaustive search, therefore, the run time is exponential in the number of levels L .

B. Numerical Results

During the first steps of the PR k is high. This means that the output of $\tilde{\gamma}_1$ should follow the input closely to avoid large costs in the first stage. If continuous outputs were allowed, the output would be identical to the input. However, since we are working with a discretized system, only outputs from the set \mathcal{S}_L are feasible. As k reaches 0.4–0.6 the step behavior of the output appears. This particular value of k where the system changes from being affine to have a more general shape is consistent with a result in [23], which states that the optimal cost is less than the optimal cost for an affine system if $k < 0.564$. Depending on the realization of the Monte-Carlo

Table 1

(a) Final cost for different solutions.

Steps	Stage 1	Stage 2	Total Cost
Witsenhausen [22] [†]	0.40423088	0.00002232	0.40425320
Bansal & Bansar [3] [†]	0.36338023	0.00163460	0.36501483
Deng & Ho [5] [†]	0.13948840	0.05307290	0.19256130
Baglietto et al. [2]			0.1701
Lee et al. [16]	0.13188408	0.03542912	0.16731321
Li et al. [17]			0.1670790
This paper, 3-step [‡]	0.13493778	0.03201113	0.16694891
This paper, 3.5-step [‡]	0.13462186	0.03230369	0.16692555
This paper, 4-step [‡]	0.13484828	0.03207634	0.16692462

(b) Costs for different precisions for the 4-step solution.

[†] Costs obtained from [16]. [‡] $L = 12801$.

L	M	Stage 1	Stage 2	Total Cost
201	16	0.121042	0.057641	0.17868301
401	22	0.130150	0.038834	0.16898421
801	30	0.135308	0.032009	0.16731642
1601	56	0.134966	0.032062	0.16702853
3201	110	0.134868	0.032081	0.16694954
6401	210	0.134859	0.032071	0.16692966
12801	396	0.134848	0.032076	0.16692462

samples we get either a 3.5-step mapping or a 4-step mapping as shown in Fig. 2 (occasionally, a 3-step solution has occurred). The total costs for these solutions are stated in Table Ia. For ease of comparison, we have also included the costs of previously reported results. As can be seen, all our mappings have similar performance and all of them give lower costs than the previously reported lowest cost — 0.1670790 [17].

In Table Ib we show how the cost decreases as the number of points L is increased. The method we use to calculate the total cost as well as some notes on the accuracy can be found in Appendix A. The lowest cost we have achieved with our algorithm is 0.16692462. The mapping that achieves this cost is the 4-step mapping shown in Fig. 2 with $L = 12801$ points. Although the mapping contains four clear output levels it should be emphasized that each level is slightly sloped; this can be seen in Fig. 3, where the first step has been zoomed in. It is reasonable to assume that as the precision (i.e., L) increases further, each step of the mapping will converge

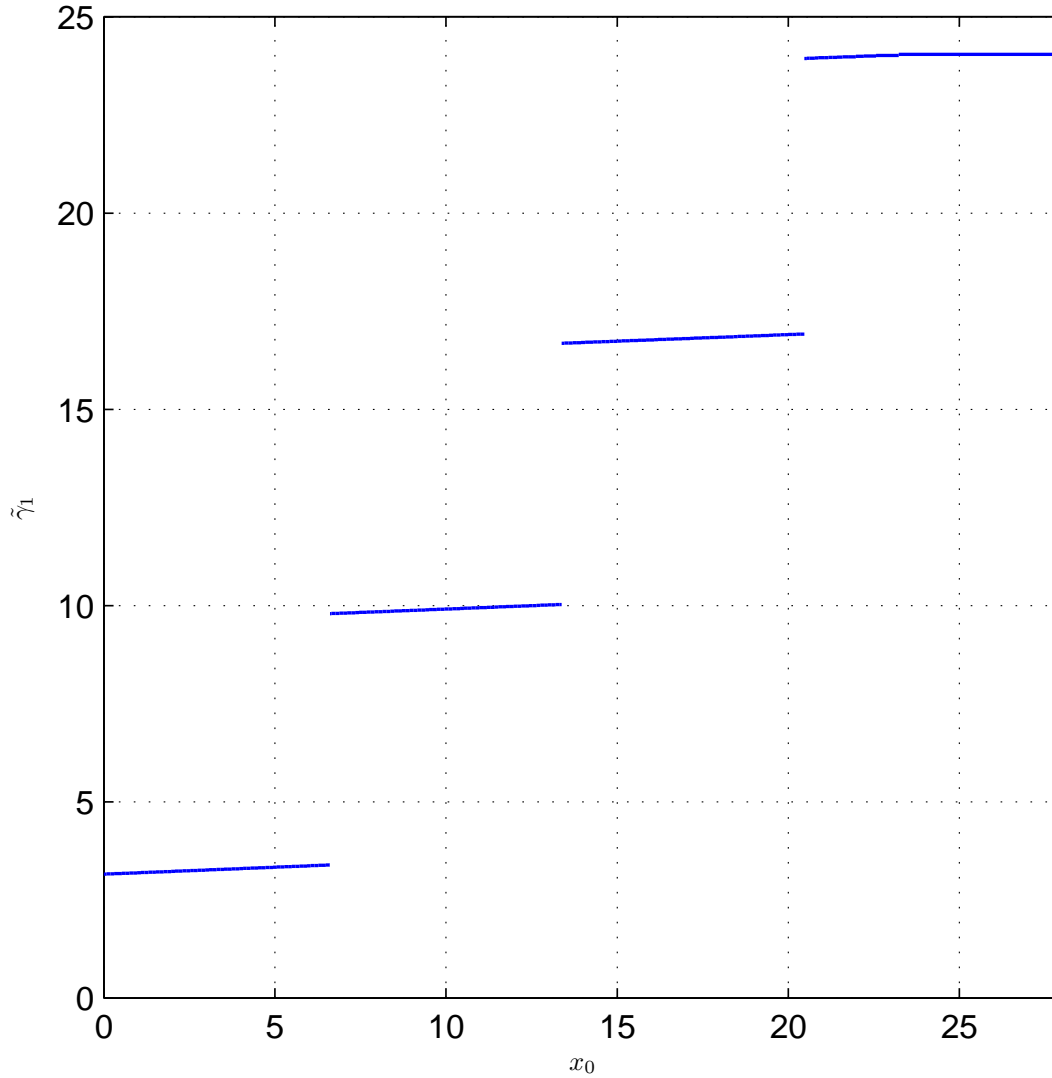


Fig. 2: 4-step solution ($L = 12801$)

to a straight line that is slightly sloped.

IV. COMPARISON TO PREVIOUS RESULTS

In this section, we will compare the presented method with previous methods and note some differences:

- No structure is assumed for the decision functions. In [5] and [16], monotonicity of the decisions was assumed. The space of decisions is assumed to be a normed linear space in [2].

- The design is fully automated and little modeling needs to be done a-priori. In contrast, a significant analytic/modeling work was performed before posing the optimization problem to be solved in [5], [16], and [2]. The first two require manual adjustments for the proper choice of interval values and signal levels, and the third requires some prior analysis to determine a constant “ c ”. In [17], modeling work is needed in converting the problem into a potential game.

V. CONCLUSIONS

In this paper, we introduced a generic method of iterative optimization based on ideas from source–channel coding, that could be used to solve problems of the Witsenhausen counterexample character. The numerical solution we obtain for the benchmark problem is of high accuracy and renders the lowest value known to date, **0.16692462**. Also, the design algorithm does not make any assumption on the structure of the policies — the solutions are allowed to have arbitrary shapes (within the restrictions imposed by the discretization). The results can therefore be seen as a confirmation that the step-shaped behavior is beneficial.

APPENDIX

In the design algorithm, $\tilde{\gamma}_1$ is specified implicitly by storing the output symbol to which each Monte-Carlo sample is mapped. This representation is used when evaluating the cost during the iterations in the design algorithm. However, to evaluate the final total cost we need higher numerical accuracy. Therefore, the first step in calculating the total cost is to use the sample-based representation to find thresholds, A_i , such that $\tilde{\gamma}_1$ can be given on the form

$$\tilde{\gamma}_1(x_0) = \alpha_i \in \mathcal{S}_L \quad \text{if } A_i \leq x_0 < A_{i+1}, \quad (15)$$

for $i \in \{0, \dots, M-1\}$, with $A_0 = -\infty$ and $A_M = \infty$. That is, the sample-based representation of $\tilde{\gamma}_1$, which is explicitly defined only for the Monte-Carlo samples, is transformed to a function which is defined for all real numbers. This representation makes it possible to numerically evaluate the integrals that are needed to find the total cost

$$\begin{aligned} J &= \mathbf{E}[k^2 \gamma_1^2(X_0) + (X_1 - \gamma_2(Y_2))^2] \\ &= \underbrace{\mathbf{E}[k^2 (\tilde{\gamma}_1(X_0) - X_0)^2]}_{=J_1} + \underbrace{\mathbf{E}[(\tilde{\gamma}_1(X_0) - \tilde{\gamma}_2(\tilde{Y}_2))^2]}_{=J_2}, \end{aligned} \quad (16)$$

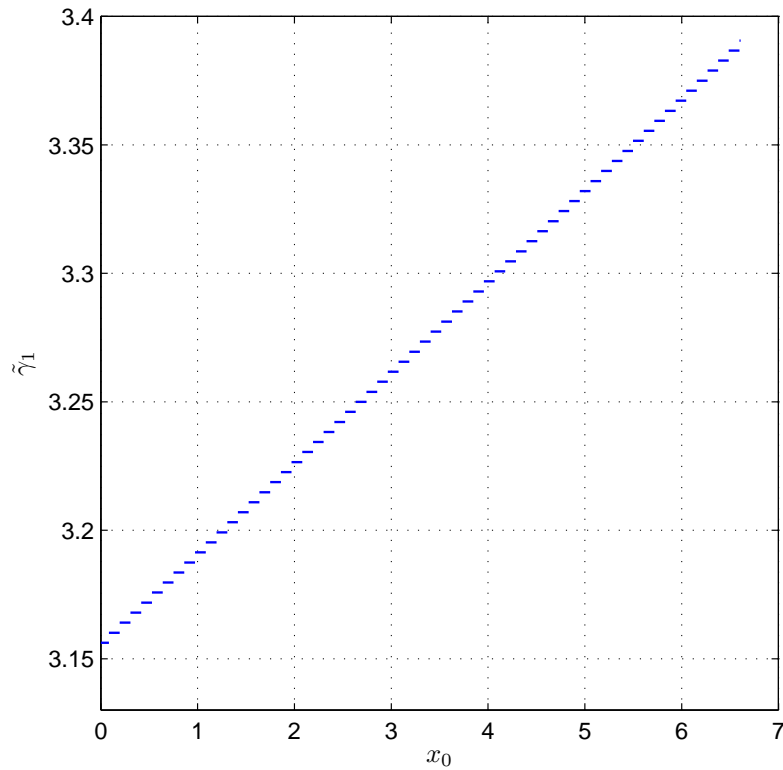


Fig. 3: Detailed view of the first step in the 4-step solution.

where

$$\begin{aligned}
 J_1 &= \int_{x_0} p(x_0) k^2 (\tilde{\gamma}_1(x_0) - x_0)^2 dx_0 \\
 &= k^2 \sum_{i=0}^{M-1} \int_{A_i}^{A_{i+1}} p(x_0) (\alpha_i - x_0)^2 dx_0,
 \end{aligned} \tag{17}$$

$$\begin{aligned}
 J_2 &= \int_{x_0} \sum_{\tilde{y}_2 \in \mathcal{S}_L} p(x_0, \tilde{y}_2) (\tilde{\gamma}_1(x_0) - \tilde{\gamma}_2(\tilde{y}_2))^2 dx_0 \\
 &= \sum_{i=0}^{M-1} \left\{ \sum_{\tilde{y}_2 \in \mathcal{S}_L} P(\tilde{y}_2 | \alpha_i) (\alpha_i - \tilde{\gamma}_2(\tilde{y}_2))^2 \right\} \int_{A_i}^{A_{i+1}} p(x_0) dx_0,
 \end{aligned} \tag{18}$$

and

$$P(\tilde{y}_2|\alpha_i) = \begin{cases} \int_{\tilde{y}_2-\Delta/2}^{\tilde{y}_2+\Delta/2} p(w = y_2 - \alpha_i)dy_2 & \text{if } \tilde{y}_2 = -\Delta\frac{L-1}{2} \\ \int_{-\infty}^{\tilde{y}_2+\Delta/2} p(w = y_2 - \alpha_i)dy_2 & \text{if } \tilde{y}_2 = \Delta\frac{L-1}{2} \\ \int_{\tilde{y}_2-\Delta/2}^{\tilde{y}_2+\Delta/2} p(w = y_2 - \alpha_i)dy_2 & \text{otherwise} \end{cases} \quad (19)$$

All integrals have been calculated numerically using the Matlab function *quadl* with the tolerance specified to be $t = 10^{-18}$, which means that the absolute error of the result from *quadl* is not greater than t . All integrands are continuous and have a smooth behavior that should cause no problem for *quadl*. To upper bound the total cost, we have upper bounded each integral by adding t to each individual result from *quadl* and reevaluated the total cost. In this way we have estimated the absolute error to be in the order of (or less than) 10^{-11} . Matlab code for our calculations of the total cost, including our decision functions can be found in [1].

REFERENCES

- [1] <http://www.ee.kth.se/~johk/witsenhausen/>.
- [2] M. Baglietto, T. Parisini, and R. Zoppoli. Numerical solutions to the Witsenhausen counterexample by approximating networks. *IEEE Trans. Automatic Control*, 46(9):1471–1477, September 2001.
- [3] R. Bansal and T. Basar. Stochastic teams with nonclassical information revisited: When is an affine law optimal? *IEEE Trans. Automatic Control*, 32(6):554–559, June 1987.
- [4] C.S. Chow and J. N. Tsitsiklis. An optimal one-way multigrid algorithm for discrete-time stochastic control. *IEEE Trans. on Automatic Control*, 36(8):898–914, 1991.
- [5] M. Deng and Y.C. Ho. An ordinal optimization approach to optimal control problems. *Automatica*, 35:331–338, 1999.
- [6] N. Farvardin and V. Vaishampayan. Optimal quantizer design for noisy channels: An approach to combined source–channel coding. *IEEE Trans. on Information Theory*, 33(6):827–838, November 1987.
- [7] N. Farvardin and V. Vaishampayan. On the performance and complexity of channel-optimized vectorquantizers. *IEEE Trans. on Information Theory*, 37(1):155–160, January 1991.
- [8] A. Fuldseth and T. A. Ramstad. Bandwidth compression for continuous amplitude channels based on vector approximation to a continuous subset of the source signal space. In *International Conference on Acoustics, Speech and Signal Processing (ICASSP)*, pages 3093–3096, Munich, Germany, April 1997.
- [9] S. Gadkari and K. Rose. Noisy channel relaxation for VQ design. In *International Conference on Acoustics, Speech and Signal Processing (ICASSP)*, pages 2048–2051, May 1996.
- [10] A. Gersho and R. M. Gray. *Vector Quantization and Signal Compression*. Kluwer academic publishers, Dordrecht, The Netherlands, 1992.
- [11] P. Grover, S. Y. Park, and A. Sahai. The finite-dimensional Witsenhausen counterexample. In *ConCom*, Seoul, Korea, March 2009.

- [12] Y.C. Ho and T. S. Chang. Another look at the nonclassical information structure problem. *IEEE Trans. on Automatic Control*, 25(3), 1980.
- [13] Y.C. Ho and K.C. Chu. Team decision theory and information structures in optimal control problems—part I. *IEEE Trans. on Automatic Control*, 17(1), 1972.
- [14] Y.C. Ho, M. P. Kastner, and E. Wong. Teams, signaling, and information theory. *IEEE Trans. on Automatic Control*, 23(2), 1978.
- [15] J. Karlsson and M. Skoglund. Optimized low-delay source–channel–relay mappings. *IEEE Trans. on Communications*, 58(5):1397–1404, May 2010.
- [16] J. T. Lee, E. Lau, and Y.C. Ho. The Witsenhausen counterexample: A hierarchical search approach for nonconvex optimization problems. *IEEE Trans. Automatic Control*, 46(3):382–297, March 2001.
- [17] N. Li, R. Marden, and J. S. Shamma. Learning approaches to the Witsenhausen counterexample from a view of potential games. In *IEEE Conference on Decision and Control*, pages 157–162, December 2009.
- [18] S. P. Lloyd. Least Squares Quantization in PCM. *IEEE Trans. on Information Theory*, 28(2):129–137, March 1982.
- [19] J. Max. Quantizing for minimum distortion. *IRE Trans. on Information Theory*, 6:7–12, March 1960.
- [20] R. T. Rockafellar and R. J.B. Wets. *Variational analysis*, volume 317. Springer, 2009. third printing.
- [21] N. Wernersson, J. Karlsson, and M. Skoglund. Distributed quantization over noisy channels. *IEEE Trans. on Communications*, 57(6):1693–1700, June 2009.
- [22] H. S. Witsenhausen. A counterexample in stochastic optimum control. *SIAM Journal on Control*, 6(1):138–147, 1968.
- [23] Y. Wu and S. Verdú. Witsenhausen’s counterexample: a view from optimal transport theory. In *IEEE Conference on Decision and Control*, To appear. 2011.
- [24] K. A. Zeger and A. Gersho. Vector quantizer design for memoryless noisy channels. In *IEEE Internationell Conference on Communications*, pages 1593–1597, Philadelphia, USA, June 1988.

