

Coefficient of performance at maximum figure of merit and its bounds for low-dissipation Carnot-like refrigerators

Yang Wang, Mingxing Li, and Z. C. Tu*

Department of Physics, Beijing Normal University, Beijing 100875, China

A. Calvo Hernández and J. M. M. Roco

Departamento de Física Aplicada, and Instituto Universitario de Física Fundamental y Matemáticas (IUFFyM), Universidad de Salamanca, E-37008 Salamanca, Spain

(Dated: November 13, 2018)

The figure of merit for refrigerators performing finite-time Carnot-like cycles between two reservoirs at temperature T_h and T_c ($< T_h$) is optimized. It is found that the coefficient of performance at maximum figure of merit is bounded between 0 and $(\sqrt{9 + 8\varepsilon_c} - 3)/2$ for the low-dissipation refrigerators, where $\varepsilon_c = T_c/(T_h - T_c)$ is the Carnot coefficient of performance for reversible refrigerators. These bounds can be reached for extremely asymmetric low-dissipation cases when the ratio between the dissipation constants of the processes in contact with the cold and hot reservoirs approaches to zero or infinity, respectively. The observed coefficients of performance for real refrigerators are located in the region between the lower and upper bounds, which is in good agreement with our theoretical estimation.

PACS numbers: 05.70.Ln

Introduction.— The issue of efficiency at maximum power output has attracted much attention since the seminal achievements made by Yvon [1], Novikov [2], Chambadal [3], Curzon and Ahlborn [4], which gives rise to finite-time thermodynamics, a new branch of non-equilibrium thermodynamics, and opens open new avenues to the perspective of establishing more realistic theoretical bounds for real heat engines as well as refrigerators [5–8].

Previous reported works on this subject show that different model systems exhibit various kinds of behaviors at large relative temperature difference between two thermal reservoirs at temperatures T_h and T_c ($< T_h$), in spite that they show certain universal behavior at small relative temperature difference [9–17] leading to recent discussions on the bounds of efficiency at maximum power output for Carnot-like heat engines [18–23]. In particular, Esposito *et al.* investigated low-dissipation Carnot-like engines by assuming that the irreversible entropy production in each isothermal process is inversely proportional to the time required for completing that process [19]. Furthermore, they obtained that the efficiency at maximum power output for low-dissipation engines is bounded between $\eta_- \equiv \eta_C/2$ and $\eta_+ \equiv \eta_C/(2 - \eta_C)$ [19], where $\eta_C = 1 - T_c/T_h$ is the Carnot efficiency of reversible heat engines. Besides, Ma [24] proposed the per-unit-time efficiency to be another criterion, which can be viewed as a compromise between the efficiency and the speed of the whole cycle. Two of present authors and their coworkers [25] proved that the efficiency of endoreversible heat engines performing at maximum per-unit-time efficiency is bounded between $\eta_C/2$ and $1 - \sqrt{1 - \eta_C}$.

However, it is relatively difficult to define an optimal

criterion and obtain its corresponding coefficient of performance (COP) for refrigerators [26–35] in the way as we address the issue of efficiency at maximum power for heat engines provided that minimum power input is not an appropriate figure of merit in Carnot-like refrigerators. Velasco *et al.* [26] adopted the per-unit-time COP as a target function and proved $\varepsilon_{CA} \equiv \sqrt{\varepsilon_c + 1} - 1$ to be the upper bound of COP for endoreversible refrigerators operating at the maximum per-unit-time COP, being $\varepsilon_c = T_c/(T_h - T_c)$ the Carnot COP for reversible refrigerators. Allahverdyan *et al.* [27] investigated a quantum model which consists of two n -level systems interacting via a pulsed external field and took εQ_c as the target function, where ε and Q_c are the COP of refrigerators and the heat absorbed from the cold reservoir, respectively. They also proved that the COP of this model is bounded between ε_{CA} and ε_c at the small relative temperature difference. Chen and Yan [28] suggested to take $\chi = \varepsilon Q_c/t_{\text{cycle}}$ as the target function, where t_{cycle} is the time for completing the whole Carnot-like cycle. Recently, de Tomás and two of present authors [29] optimized χ for symmetric low-dissipation refrigerators and derived the COP at maximum χ to be $\varepsilon_{CA} = \sqrt{1 + \varepsilon_c} - 1$. The above results give rise to two straightforward questions: (i) What target function could be appropriate as the figure of merit for refrigerators? (ii) Can we derive the bounds of COP at maximum figure of merit for general low-dissipation refrigerators as a counterpart to the bounds of efficiency at maximum power output for heat engines? We will address these problems in this work. We select $\chi = \varepsilon Q_c/t_{\text{cycle}}$ as the figure of merit and derive that the COP at maximum figure of merit is bounded between 0 and $(\sqrt{9 + 8\varepsilon_c} - 3)/2$ for low-dissipation refrigerators. Our theoretical prediction is in good agreement with the observed data from real refrigerators, which suggests $\chi = \varepsilon Q_c/t_{\text{cycle}}$ is appropriate as the figure of merit

* Corresponding author. Email: tuzc@bnu.edu.cn

for refrigerators.

Model.—The refrigerator that we consider performs a Carnot-like cycle consisting of two isothermal processes and two adiabatic steps as follows. It must be noted that the word “isothermal” in this work also merely indicates that the working fluid is in contact with a reservoir at constant temperature. Here we do not introduce the effective temperature of working fluid because the effective temperature might not be well-defined in many cases [23].

(S1) Isothermal expansion. The working substance is in contact with a cold reservoir at temperature T_c and the constraint on the system is loosened according to the external controlled parameter $\lambda_c(\tau)$ during the time interval $0 < \tau < t_c$, where τ is a time variable. It is in the sense of loosening the constraint that this step is called an expansion process. A certain amount of heat Q_c is absorbed from the cold reservoir. Then the variation of entropy in this process can be expressed as

$$\Delta S_c = Q_c/T_c + \Delta S_c^{ir}, \quad (1)$$

where $\Delta S_c^{ir} \geq 0$ is the irreversible entropy production. We adopt the convention that the heat absorbed by the refrigerator is positive, so $\Delta S_c^{ir} \leq \Delta S_c$.

(S2) Adiabatic compression. This step is idealized as the working substance suddenly decouples from the cold reservoir and then comes into contact with the hot reservoir instantaneously at time t_c . During this transition, the controlled parameter is switched from $\lambda_c(t_c)$ to $\lambda_h(t_h)$ [$> \lambda_c(t_c)$], that is, the constraint on the system is enhanced. It is in the sense of enhancing the constraint that this step is called a compression process. There is no heat exchange in this transition, i.e. $Q_2 = 0$. The distribution function of molecules of working substance is unchanged. Thus there is no entropy production in this transition, i.e. $\Delta S_2 = 0$.

(S3) Isothermal compression. The working substance is in contact with a hot reservoir at temperature T_h and the constraint on the system is further enhanced according to the external controlled parameter $\lambda_h(\tau)$ during the time interval $t_c < \tau < t_c + t_h$. A certain amount of heat Q_h is released to the hot reservoir T_h . Thus the total variation of entropy in this process is

$$\Delta S_h = -Q_h/T_h + \Delta S_h^{ir}, \quad (2)$$

where $\Delta S_h^{ir} \geq 0$ is the irreversible entropy production.

(S4) Adiabatic expansion. Similar to the adiabatic compression process, the working substance suddenly decouples from the hot reservoir and then comes into contact with the cold reservoir instantaneously at time $t_c + t_h$. During this transition, the controlled parameter is switched from $\lambda_h(t_c + t_h)$ to $\lambda_c(0)$ [$< \lambda_h(t_c + t_h)$], that is, the constraint on the system is loosened. In this transition, both the heat exchange and the entropy production are vanishing, i.e. $Q_4 = 0$ and $\Delta S_4 = 0$.

Optimizing the figure of merit.—Having undergone a whole cycle, the system recovers its initial state. Thus

the change of entropy is vanishing for the whole cycle, from which we can easily derive that the variations of entropy in two “isothermal” processes satisfy $\Delta S_c = -\Delta S_h \equiv \Delta S > 0$. Similarly, the total energy also remains unchanged for the whole cycle, thus the work input in the cycle can be expressed as $W = Q_h - Q_c$, and then the COP of refrigerators is reduced to

$$\varepsilon = Q_c/(Q_h - Q_c). \quad (3)$$

Considering Eqs. (1)–(3) and $t_{\text{cycle}} = t_c + t_h$, the figure of merit $\chi \equiv \varepsilon Q_c/t_{\text{cycle}}$ is transformed into

$$\chi = \frac{T_c^2(\Delta S - \Delta S_c^{ir})^2}{[(T_h - T_c)\Delta S + T_c\Delta S_c^{ir} + T_h\Delta S_h^{ir}](t_h + t_c)}. \quad (4)$$

The variation of entropy ΔS is a state variable only depending on the initial and final states of the isothermal processes while ΔS_c^{ir} and ΔS_h^{ir} are process variables relying on the detailed protocols $\lambda(\tau)$. In addition, $\Delta S_c^{ir} < \Delta S$ according to Eq. (1). Thus Eq. (4) implies that the maximum of the figure of merit corresponds to minimizing irreversible entropy production ΔS_c^{ir} and ΔS_h^{ir} with respect to the protocols for given time intervals t_c and t_h , which is equivalent to that obtained for Carnot-like heat engines working at maximum power output.

To continue our analysis, we denote the minimum irreversible entropy production with the optimized protocols as $\min\{\Delta S_c^{ir}\} \equiv L_c(t_c)$ and $\min\{\Delta S_h^{ir}\} \equiv L_h(t_h)$. Intuitively, $L_c(t_c)$ and $L_h(t_h)$ are the monotonous decreasing functions of t_c and t_h , respectively, because the larger time for completing the isothermal steps, the closer these steps are to quasistatic processes so that the irreversible entropy production ΔS_c^{ir} and ΔS_h^{ir} become much smaller. In particular, ΔS_c^{ir} and ΔS_h^{ir} should vanish in the long-time limit $t_c \rightarrow \infty$ and $t_h \rightarrow \infty$. For convenience, we can make a variable transformation $x_c = 1/t_c$ and $x_h = 1/t_h$. If we consider Eqs. (1) and (2), the heat Q_c and Q_h can be expressed as

$$Q_c = T_c[\Delta S - L_c(x_c)], \quad (5)$$

and

$$Q_h = T_h[\Delta S + L_h(x_h)]. \quad (6)$$

Substituting Eqs. (5) and (6) into (3), we derive the COP of refrigerators to be

$$\varepsilon = \frac{Q_c}{Q_h - Q_c} = \frac{T_c(\Delta S - L_c)}{(T_h - T_c)\Delta S + T_cL_c + T_hL_h}. \quad (7)$$

Considering $t_{\text{cycle}} = t_c + t_h = 1/x_c + 1/x_h$ and the above equations (5)–(7), we optimize the figure of merit $\chi = \varepsilon Q_c/t_{\text{cycle}}$ with respect to x_h and x_c and derive the following two equations:

$$(Q_h - Q_c)x_h = (2Q_h/Q_c - 1)T_cL'_c(x_h + x_c), \quad (8)$$

$$(Q_h - Q_c)x_c = T_hL'_h(x_h + x_c), \quad (9)$$

where $L'_c \equiv dL_c/dx_c$ and $L'_h \equiv dL_h/dx_h$.

Considering Eqs. (5)–(7) and then dividing Eq. (8) by Eq. (9), we can derive that the COP at maximum figure of merit satisfies

$$\varepsilon_* T_h L'_h x_h^2 = (\varepsilon_* + 2) T_c L'_c x_c^2. \quad (10)$$

Similarly, adding Eq. (8) and Eq. (9), we can derive

$$\frac{1}{\varepsilon_*} = \frac{1}{\varepsilon_c} + \frac{1}{N\varepsilon_* + (2\varepsilon_c - \varepsilon_*)M/(1 + \varepsilon_c)} \quad (11)$$

with reducing parameters $N = (L'_c x_c + L'_h x_h)/(L_c + L_h)$, $M = L'_c x_c/(L_c + L_h)$ and $\varepsilon_c = T_c/(T_h - T_c)$.

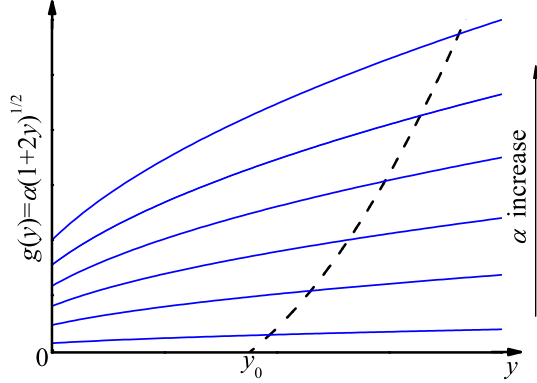


FIG. 1. (Color online) Schematic diagrams of function. The dashed line is the diagram of $f(y) = 2\varepsilon_c y^2 - 3y - 1$ while the solid lines correspond to diagram of $g(y) = \alpha(1 + 2y)^{1/2}$ with different values of α . The points of intersection represent the solutions to Eq. (14) for different values of α . y_0 is the solution to $f(y) = 2\varepsilon_c y^2 - 3y - 1 = 0$.

Bounds of COP at maximum figure of merit.—Now we turn to the low-dissipation refrigerators by assuming that $L'_c = \Sigma_c$ and $L'_h = \Sigma_h$ are two dissipation constants as Esposito *et al.* [19] proposed for low-dissipation heat engines. In this case, $N = 1$ and $M = \Sigma_c x_c/(\Sigma_c x_c + \Sigma_h x_h)$. Particularly, $\Sigma_c = \Sigma_h = \Sigma$ for the symmetric low-dissipation cases investigated by de Tomás *et al.* [29], it is not hard for us to recover its COP at maximum maximum figure of merit to be $\varepsilon_{CA} = \sqrt{1 + \varepsilon_c} - 1$ from Eqs. (10) and (11). However, for the asymmetric low-dissipation cases where $\Sigma_c \neq \Sigma_h$, it is more difficult to obtain a concise analytic expression of ε_* than the symmetric case. But we can still estimate its bounds from Eq. (11). According to this equation, we have

$$\varepsilon_* = \frac{\varepsilon_c [\sqrt{1 + 8(1 + \varepsilon_c)/M} - 3]}{2[(1 + \varepsilon_c)/M - 1]}, \quad (12)$$

which is the key equation in the present work. Because $\varepsilon_c > 0$ and $0 \leq M \leq 1$, it is easy to prove that ε_* is a monotonous increasing function of M . As a main result, from Eq. (12) we obtain the wished bounds as:

$$0 \leq \varepsilon_* \leq (\sqrt{9 + 8\varepsilon_c} - 3)/2. \quad (13)$$

It is noted that M is also constrained by Eq. (10), which pushes us to further discuss the accessibility of the lower bound $\varepsilon_- \equiv 0$ and the upper bound $\varepsilon_+ \equiv (\sqrt{9 + 8\varepsilon_c} - 3)/2$. Eliminating x_c/x_h from Eqs. (10) and (11), we have

$$2\varepsilon_c y^2 - 3y - 1 = \alpha(1 + 2y)^{1/2}, \quad (14)$$

where $y = 1/\varepsilon_*$ and $\alpha = \sqrt{T_h \Sigma_h / T_c \Sigma_c}$. In Fig. 1, we schematically plot the function $f(y) = 2\varepsilon_c y^2 - 3y - 1$ (dashed line) and $g(y) = \alpha(1 + 2y)^{1/2}$ for different values of α (solid lines). The points of intersection between the dashed line and solid lines correspond to the solutions to Eq. (14) for different values of α . It follows that the solutions to Eq. (14) increase with the increasing value of α . On the other hand, the values of α can be taken from 0 to ∞ . Therefore we infer that the solutions to Eq. (14) are between $y_0 = (\sqrt{9 + 8\varepsilon_c} + 3)/4\varepsilon_c$ [solution to Eq. (14) for $\alpha = 0$, i.e. $\Sigma_c/\Sigma_h \rightarrow \infty$] and ∞ [solution to Eq. (14) for $\alpha \rightarrow \infty$, i.e. $\Sigma_c/\Sigma_h \rightarrow 0$]. Noting that $y = 1/\varepsilon_*$, we arrive at $0 \leq \varepsilon_* \leq 1/y_0 = (\sqrt{9 + 8\varepsilon_c} - 3)/2$ which is exactly the same as inequality (13). Simultaneously, we obtain the condition for reaching the lower and upper bounds: $\varepsilon_* \rightarrow 0$ when $\Sigma_c/\Sigma_h \rightarrow 0$ and $\varepsilon_* \rightarrow (\sqrt{9 + 8\varepsilon_c} - 3)/2$ when $\Sigma_c/\Sigma_h \rightarrow \infty$. That is, the lower and upper bounds of COP at maximum figure of merit can be reached for extremely asymmetric low-dissipation refrigerators. Although the lower and upper bounds of efficiency at maximum power output can also be reached for extremely asymmetric low-dissipation heat engines [19], the subtle difference is that the lower bound can be reached when $\Sigma_c/\Sigma_h \rightarrow \infty$ while the upper one can be reached when $\Sigma_c/\Sigma_h \rightarrow 0$, which is in the inverse situation with respect to the refrigerators. However, this difference is quite reasonable because refrigerators need the input work to pump heat from the cold reservoir while heat engines utilize heat from the hot source to generate work.

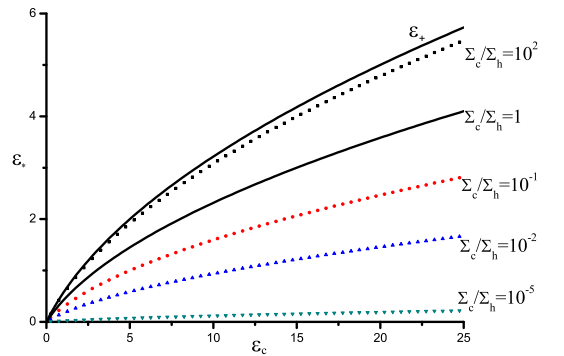


FIG. 2. (Color online) Numerical solutions to Eq. (14). The used values of parameter Σ_c/Σ_h are marked nearby each curves.

The numerical solutions to Eq. (14) can also be calculated by setting different values of ratio Σ_c/Σ_h . The corresponding values of $\varepsilon_* = 1/y$ are shown in Fig. 2, from which we find that the COP at maximum figure of merit

indeed reaches the upper bound $\varepsilon_+ = (\sqrt{9 + 8\varepsilon_c} - 3)/2$ when the ratio Σ_c/Σ_h is relatively large while it approaches the lower bound $\varepsilon_- \equiv 0$ when the ratio Σ_c/Σ_h is small enough. In addition, the curve with parameter $\Sigma_c/\Sigma_h = 1$ corresponds to $\varepsilon_{CA} = \sqrt{1 + \varepsilon_c} - 1$, which is also located in the region bounded between ε_- and ε_+ .

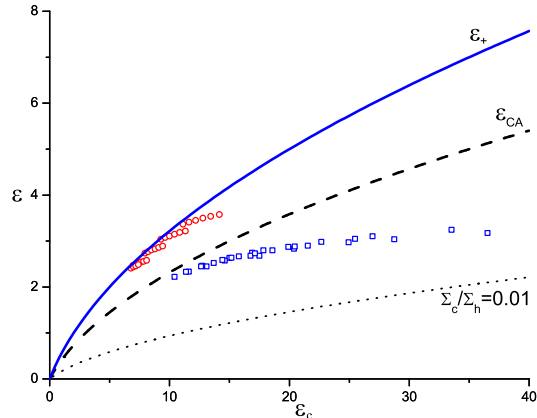


FIG. 3. (Color online) Comparison between theoretical prediction and the observed COPs of refrigerators. The circles represent the relationship between observed COPs and the Carnot COPs calculated according to the working temperature region for the reciprocating chiller with nominal cooling rate 1172 kw while the squares represent that for the water cooled reciprocating chiller with nominal cooling rate 10.5 kw [36]. The solid line represents the theoretical upper bound $\varepsilon_+ = (\sqrt{9 + 8\varepsilon_c} - 3)/2$.

Now we compare our prediction with the observed COPs of some real refrigerators. The circles and squares in Fig. 3 respectively show the relationship between the observed COPs of two different kinds of real refrigerators working in different temperature regions and the

corresponding Carnot COPs calculated according to the working temperatures. The raw data are adapted from Tables 6.1 and 10.1 in Ref. [36]. We stress from this figure that all data are located between the optimized COPs at $\Sigma_c/\Sigma_h \rightarrow \infty$ (the solid line) and $\Sigma_c/\Sigma_h = 0.01$ (the dotted line), which reveals the capability of the low-dissipation assumption and the bounds of the optimized COP in order to reasonably estimate the experimental results for real refrigerators. Additionally, we also plot $\varepsilon_{CA} = \sqrt{1 + \varepsilon_c} - 1$ as the dashed line in Fig. 3, from which we see that ε_{CA} is neither the upper bound nor lower bound of observed COPs. This result suggests that $\chi = \varepsilon Q_c/t_{\text{cycle}}$ is indeed a very valuable figure of merit in comparing with experimental refrigerators data.

Conclusion.— The issue of COP at maximum figure of merit for Carnot-like refrigerators is addressed. We obtain the universal lower and upper bounds of COP at maximum figure of merit for low-dissipation Carnot-like refrigerators. These bounds can be reached for extremely asymmetric dissipation cases. We compare our prediction with the observed COPs of real refrigerators and find that all measured COPs are located in between the prediction model. From a theoretical point of view, these results for low-dissipation refrigerators can be regarded as a counterpart of the bounds of efficiency at maximum power output obtained by Esposito *et al.* [19] for low-dissipation heat engines. In the future work, we will extend our discussions to the refrigerators working out of the low-dissipation regime based on the key equation (12) and our previous investigation on heat engines [37].

Acknowledgement.— The authors are grateful for the financial supports from the National Natural Science Foundation of China (Grant No. 11075015), the Ministerio de Educacion y Ciencia of Spain (Grant FIS2010-17147-Feder) and the Fundamental Research Funds for the Central Universities. ZCT is also grateful for Yann Apertet and Jianhui Wang for their instructive discussions.

-
- [1] J. Yvon, *Proceedings of the International Conference on Peaceful Uses of Atomic Energy* (United Nations, Geneva, 1955), p387.
 - [2] I. Novikov, *Atomnaya Energiya* **11**, 409 (1957).
 - [3] P. Chambadal, *Les Centrales Nucleaires* (Armand Colin, Paris, 1957).
 - [4] F. L. Curzon and B. Ahlborn, *Am. J. Phys.* **43**, 22 (1975).
 - [5] L. Chen and Z. Yan, *J. Chem. Phys.* **90**, 3740 (1989).
 - [6] J. Chen, *J. Phys. D: Appl. Phys.* **27**, 1144 (1994).
 - [7] A. Bejan, *J. Appl. Phys.* **79**, 1191 (1996).
 - [8] L. Chen, C. Wu, and F. Sun, *J. Non-Equil. Thermody.* **24**, 327 (1999).
 - [9] C. Van den Broeck, *Phys. Rev. Lett.* **95**, 190602 (2005).
 - [10] B. Jiménez de Cisneros and A. Calvo Hernández, *Phys. Rev. Lett.* **98**, 130602 (2007).
 - [11] Y. Izumida and K. Okuda, *Europhys. Lett.* **97**, 10004 (2012).
 - [12] T. Schmiedl and U. Seifert, *Europhys. Lett.* **81**, 20003 (2008).
 - [13] Z. C. Tu, *J. Phys. A: Math. Theor.* **41**, 312003 (2008).
 - [14] M. Esposito, K. Lindenberg, and C. Van den Broeck, *Europhys. Lett.* **85**, 60010 (2009).
 - [15] M. Esposito, K. Lindenberg, and C. Van den Broeck, *Phys. Rev. Lett.* **102**, 130602 (2009).
 - [16] X. Wang, *Physica A* **390**, 3693 (2011).
 - [17] Y. Apertet, H. Ouerdane, C. Goupil, and P. Lecoeur, *Phys. Rev. E* **85**, 041144 (2012).
 - [18] M. Esposito, R. Kawai, K. Lindenberg, and C. Van den Broeck, *Phys. Rev. E* **81**, 041106 (2010).
 - [19] M. Esposito, R. Kawai, K. Lindenberg, and C. Van den Broeck, *Phys. Rev. Lett.* **105**, 150603 (2010).
 - [20] N. Sánchez-Salas, L. López-Palacios, S. Velasco, and A. Calvo Hernández, *Phys. Rev. E* **82**, 051101 (2010).
 - [21] B. Gaveau, M. Moreau and L. S. Schulman, *Phys. Rev. Lett.* **105**, 060601 (2010).
 - [22] Y. Wang and Z. C. Tu, *Phys. Rev. E* **85**, 011127 (2012).

- [23] Y. Wang and Z. C. Tu, Europhys. Lett. **98**, 40001 (2012).
- [24] S. K. Ma, *Statistical Mechanics* (World Scientific, Singapore, 1985), pp 24-28.
- [25] A. Calvo Hernández, J. M. M. Roco, S. Velasco and A. Medina, Appl. Phys. Lett. **73**, 853 (1998).
- [26] S. Velasco, J. M. M. Roco, A. Medina, and A. Calvo Hernández, Phys. Rev. Lett. **78**, 3241 (1997).
- [27] A. E. Allahverdyan, K. Hovhannisyan and G. Mahler Phys. Rev. E **81**, 051129 (2010).
- [28] Z. Yan and J. Chen, J. Phys. D: Appl. Phys. **23**, 136 (1990).
- [29] C. de Tomás, A. Calvo Hernández and J. M. M. Roco, Phys. Rev. E **85**, 010104(R) (2012).
- [30] J. Chen and Z. Yan, J. Appl. Phys. **84**, 1791 (1998).
- [31] J. He, J. Chen and B. Hua, Phys. Rev. E **65**, 036145 (2002).
- [32] B. Jiménez de Cisneros, L. A. Arias-Hernández, and A. Calvo Hernández, Phys. Rev. E **73**, 057103 (2006).
- [33] L. Chen, F. Sun, and W. Chen, Energy **20**, 1049 (1995).
- [34] L. Chen, F. Sun, C. Wu, and R. L. Kiang, Appl. Therm. Eng. **17**, 401 (1997).
- [35] A. Durmayaz, O. S. Sogut, B. Sahin and H. Yavuz, Prog. Energy Combust. Sci. **30**, 175 (2004).
- [36] J. M. Gordon and K. C. NG, *Cool Thermodynamics* (Cambridge International Science, Cornwall, 2000) p111 and pp167-168.
- [37] Y. Wang and Z. C. Tu, e-print arXiv:1201.0848.