

# Collider-independent $t\bar{t}$ forward-backward asymmetries

J. A. Aguilar-Saavedra

*Departamento de Física Teórica y del Cosmos, Universidad de Granada, E-18071 Granada, Spain and  
Instituto de Física de Cantabria (CSIC-UC), Santander, Spain*

A. Juste

*Institució Catalana de Recerca i Estudis Avançats (ICREA) and Institut de Física d'Altes Energies (IFAE), Barcelona, Spain*

We introduce the forward-backward asymmetries  $A_u, A_d$  corresponding to  $u\bar{u}, d\bar{d} \rightarrow t\bar{t}$  production, respectively, at hadron colliders. These are collider- and centre-of-mass-independent observables, directly related to the forward-backward and charge asymmetries measured at the Tevatron and the LHC, respectively. We discuss how to extract these asymmetries from data. Because these asymmetries are collider-independent, their measurement at these two colliders could elucidate the nature of the anomalous forward-backward asymmetry measured at the Tevatron.

The top quark is the heaviest elementary fermion discovered and, as such, it is believed to be more sensitive to physics beyond the standard model (SM). At present, thousands of top quark pairs have been produced at the Fermilab Tevatron and the CERN Large Hadron Collider (LHC), allowing for a detailed study of its properties. So far, the most interesting deviation from the SM predictions has been found in the forward-backward (FB) asymmetry in  $t\bar{t}$  production at the Tevatron, which is defined by the relative difference (normalised to the total number) of events with  $\cos\theta > 0$  and  $\cos\theta < 0$ , with  $\theta$  the angle between the top quark and the incoming proton in the centre-of-mass (CM) frame. The measurements from the CDF and D0 Collaborations,  $A_{FB} = 0.158 \pm 0.075$  [1],  $A_{FB} = 0.196 \pm 0.065$  [2], and  $A_{FB} = 0.162 \pm 0.047$  [3], are found to be consistently above the SM expectation,  $A_{FB}^{\text{SM}} = 0.089$  [4]. At high  $t\bar{t}$  invariant mass,  $m_{t\bar{t}} > 450$  GeV, the CDF Collaboration measures an even larger asymmetry and the deviations with respect to the SM predictions are more significant, a fact that has motivated a number of new physics proposals to accommodate these observations (for reviews and an extensive reference list see [5–7]).

At the LHC the initial  $pp$  state is symmetric and, therefore, the FB asymmetry vanishes. Still, a charge asymmetry  $A_C$  can be measured, being this quantity the relative difference between events with  $|y_t| > |y_{\bar{t}}|$  and  $|y_t| < |y_{\bar{t}}|$ , with  $y_t$  ( $y_{\bar{t}}$ ) the rapidity of the top (anti)quark in the laboratory frame. The charge asymmetry arises from a FB asymmetry at the parton level because the  $u, d$  valence quarks have a larger average momentum fraction than antiquarks in  $pp$  collisions, leading to a boost of the  $t\bar{t}$  system along the direction of the incoming quark, and then to a larger average rapidity for top quarks than antiquarks. The charge asymmetry in  $pp$  collisions provides an independent test of FB-asymmetric new physics in  $t\bar{t}$  production but, surprisingly, the measurements from the ATLAS and CMS Collaborations,  $A_C = -0.018 \pm 0.036$  [8],  $A_C = -0.013 \pm 0.041$  [9], and  $A_C = 0.004 \pm 0.015$  [10] have been found consistently be-

low the SM prediction  $A_C^{\text{SM}} = 0.0115$  [11]. This is a quite puzzling situation, because the simplest SM extensions proposed to explain the Tevatron anomalies also predict an enhancement of  $A_C$  at the LHC [12], and so do other more complex proposals [13]. The same point applies to the yet unknown SM next-to-leading order (NLO) corrections to the asymmetries, which, if increasing  $A_{FB}^{\text{SM}}$  to reach the CDF and D0 measurements, should likely increase  $A_C^{\text{SM}}$  too, making it deviate further from the ATLAS and CMS measurements. Indeed, it is hard to conceive a natural scenario where  $A_{FB}$  receives sizeable new contributions but  $A_C$  does not. (However, this is yet possible, as we will show here.) On the other hand, consistency of the experimental results disfavors an explanation of this puzzle by an individual unknown systematic error.

In order to bring some light into the current situation, the measurement of observables common to the Tevatron and the LHC, and testing the  $t\bar{t}$  asymmetry, would certainly be welcome. These measurements could not only be compared among the Tevatron and LHC experiments, but they could even be combined. In this Letter we propose two such observables: the FB asymmetries  $A_u, A_d$  corresponding to the sub-processes  $u\bar{u}, d\bar{d} \rightarrow t\bar{t}$ , respectively. Both  $A_{FB}$  and  $A_C$  can be written in terms of these asymmetries, in the form

$$\begin{aligned} A_{FB} &= A_u F_u + A_d F_d, \\ A_C &= A_u F_u D_u + A_d F_d D_d. \end{aligned} \quad (1)$$

Here,  $F_q$ ,  $q = u, d$  are the fractions of  $u\bar{u}$  and  $d\bar{d}$  events, respectively, and  $D_q$  are ‘dilution’ factors, defined as the relative difference between events with  $x_q > x_{\bar{q}}$  (the initial quark having a larger momentum fraction than the antiquark) and  $x_q < x_{\bar{q}}$  (the opposite). In the case of  $A_{FB}$  the corresponding dilutions are very close to unity and thus have not been included in the above expression. Equations (1) hold, with the same values of  $A_q$  for the Tevatron and the LHC, provided we restrict ourselves to a suitable bin of  $m_{t\bar{t}}$ . The extraction of the individual asymmetries  $A_u$  and  $A_d$  from the ‘total’ ones  $A_{FB}$ ,  $A_C$

can be done by exploiting the dependence of the latter on the velocity ( $\beta$ ) of the  $t\bar{t}$  system in the laboratory frame. This is a kinematical variable involving the relative boost of the CM and laboratory frames, independent of the parton-level CM energy  $\hat{s}$  and opening angle  $\theta$ , the quantities parameterising the  $2 \rightarrow 2$  process  $q\bar{q} \rightarrow t\bar{t}$ . Hence, for fixed  $\hat{s}$  the asymmetry in  $q\bar{q} \rightarrow t\bar{t}$  is independent of  $\beta$ . For arbitrary  $\hat{s}$  there is a residual dependence of the asymmetry on  $\beta$ , induced by the dependence of the parton density functions (PDFs) on the momentum fractions [14]. But, working within bins of  $m_{t\bar{t}} = \sqrt{\hat{s}}$ , with a width of 100 GeV or smaller, this dependence is negligible for practical purposes and Eqs. (1) hold, with  $\beta$ -dependent functions  $F_q$ ,  $D_q$  and  $\beta$ -independent constants  $A_q$ . The former functions can be computed from Monte Carlo, allowing to obtain the latter with a fit to the  $A_{FB}(\beta)$  or  $A_C(\beta)$  distributions. The capability to discriminate  $A_u$  and  $A_d$  with the fit is driven by the variation with  $\beta$  of the ratios  $R = F_u D_u / F_d D_d$  ( $F_u / F_d$  for the Tevatron). For illustration, we plot in Fig. 1 these ratios for the bin  $400 \leq m_{t\bar{t}} \leq 450$  GeV, for the Tevatron and the LHC with a CM energy of 8 TeV, labelled as LHC8. (For 7 TeV  $R$  is practically the same.) Aside from the more pronounced variation of  $R(\beta)$  at the Tevatron, it is worthwhile pointing out here that the mean value differs by at least a factor of two at the Tevatron and the LHC, what brings an enormous benefit for the combination of measurements, as we will show below.

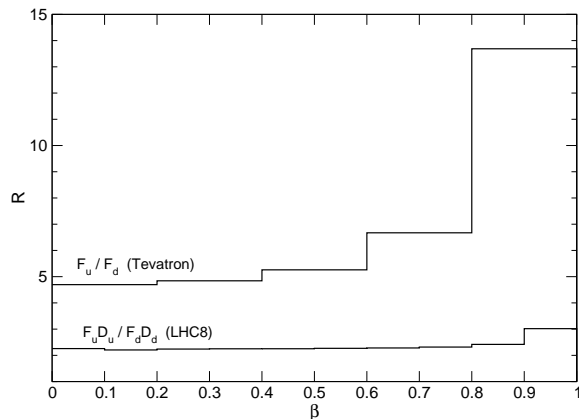


FIG. 1. Ratio  $R$  (defined in the text) between  $u$  and  $d$  functions, for  $400 \leq m_{t\bar{t}} \leq 450$  GeV.

In order to measure  $A_u$  and  $A_d$  from experimental data, it is necessary that the ‘true’ fractions  $F_q$  in Eqs. (1) can be well approximated by the SM ones. Or, in other words, that new physics contributions to the differential cross sections are small. (The dilution factors are practically the same, at the per mille level, even with sizeable new physics contributions.) This is a reasonable assumption since the measured  $t\bar{t}$  differential distributions agree well with the SM prediction [15, 16]. Second, it is also necessary that the measured asymmetries show

a moderate dependence on  $m_{t\bar{t}}$ , so that  $A_q$  are in fact independent of  $\beta$  within each  $m_{t\bar{t}}$  bin. This condition is also fulfilled by the latest Tevatron [2, 3] and LHC [8, 10] data. Under these two conditions, the values of  $A_u$  and  $A_d$  determined from the fit effectively correspond to the FB asymmetries for  $u\bar{u} \rightarrow t\bar{t}$  and  $d\bar{d} \rightarrow t\bar{t}$ , respectively. This can be explicitly tested by generating high-statistics pseudo-data samples for the Tevatron and the LHC, including a new physics contribution, and fitting  $A_u$  and  $A_d$  with the  $F_q$ ,  $D_q$  functions calculated from Monte Carlo. As new physics model we consider a heavy axigluon [17] parameterised in the form of effective four-fermion operators with couplings  $g_{11}g_{33}/\Lambda^2 = -0.93 \text{ TeV}^{-2}$  [18]. This model, and its variants with lighter colour octets [19] are the most compatible with  $t\bar{t}$  measurements at the LHC, which show no deviations in the high-mass tail (predicted by  $Z'$ ,  $W'$  as well as other models [6, 18]) and a small charge asymmetry (in contrast with the large asymmetries predicted by  $Z'$  and  $W'$  models [12]). All computations are performed with the tree-level generator PROTONS [20]. For this benchmark model the new physics contributions to the asymmetries are  $A_{FB}^{\text{new}} = 0.097$  at the Tevatron and  $A_C^{\text{new}} = 0.02$  (0.018) at the LHC with  $\sqrt{s} = 7$  (8) TeV. (We recall here that, to a good approximation, the total asymmetries are obtained by summing these new physics contributions to the SM values, which arise at one loop level. However, the inclusion of the SM contributions is not necessary for our discussion.) We consider  $m_{t\bar{t}}$  bins of 50 GeV up to 700 GeV, and for each of these we perform the fits using  $\beta$  bins of 0.1 (0.2) for the LHC (Tevatron). The best-fit values are presented in Fig. 2. Black points are obtained using the true  $F_q$  and  $D_q$  functions, i.e. including the heavy axigluon, while gray points are obtained using the SM ones. The former values are also collected in Table I, together with the FB and charge asymmetries. The excellent agreement be-

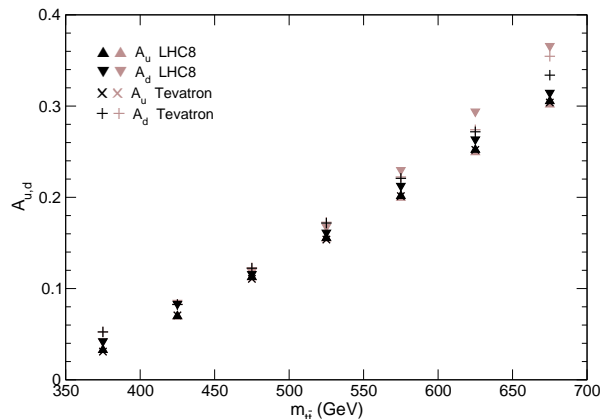


FIG. 2. Fitted values of  $A_{u,d}$  for the axigluon benchmark model.

tween the Tevatron and LHC determinations of  $A_q$  shows that our method works, and the fit indeed returns the  $u\bar{u}$

TABLE I. Asymmetries for the axigluon benchmark model in different  $m_{t\bar{t}}$  bins.

$m_{t\bar{t}}$ (GeV)	Tevatron			LHC8		
	$A_{FB}$	$A_u$	$A_d$	$A_C$	$A_u$	$A_d$
< 400	0.032	0.031	0.052	0.0051	0.033	0.042
400 – 450	0.068	0.071	0.083	0.0087	0.070	0.083
450 – 500	0.106	0.111	0.122	0.013	0.113	0.116
500 – 550	0.149	0.154	0.172	0.017	0.155	0.162
550 – 600	0.197	0.201	0.221	0.022	0.202	0.212
600 – 650	0.248	0.252	0.272	0.027	0.252	0.263
650 – 700	0.301	0.304	0.334	0.033	0.305	0.315

and  $d\bar{d}$  asymmetries at both colliders. This agreement is even more striking if we consider that, for each  $m_{t\bar{t}}$  bin,  $A_{FB}$  and  $A_C$  differ by an order of magnitude. We have also tested colour octets coupling only to  $u\bar{u}$  ( $d\bar{d}$ ) as well as  $Z'$  ( $W'$ ) bosons, and checked that the fit correctly returns  $A_d$  ( $A_u$ ) consistent with zero. We also observe that using the SM fractions  $F_q$  is an excellent approximation up to  $m_{t\bar{t}} \sim 600$  GeV. For higher invariant masses, correction factors could be applied using data for calibration. This sophistication is beyond the scope of the present work (the difference is smaller than the experimental sensitivity); however, we point out that the ratio between the true and SM  $q\bar{q}$  fractions is almost independent of  $\beta$ , not only in the axigluon model shown but also in other models ( $Z'$ ,  $W'$ ) tested. Thus, a global factor for each  $m_{t\bar{t}}$  bin would suffice.

Once we have shown that Eqs. (1) hold, we can explore the prospects for the measurement of  $A_u$  and  $A_d$ . For this purpose, an integrated luminosity of  $20 \text{ fb}^{-1}$  is assumed for the Tevatron,  $10 \text{ fb}^{-1}$  for the LHC with 7 TeV and  $30 \text{ fb}^{-1}$  with 8 TeV, corresponding to the combination of both experiments at each collider. An overall selection efficiency of 25% for the semileptonic  $t\bar{t}$  decay channel is assumed, similar to that found in the experimental analyses [8, 9]. Apart from systematic uncertainties, which are detector-dependent and not considered in our analysis, the measurement of these asymmetries is limited by the size of the data samples. At the Tevatron, statistics at high  $\beta$  are smaller because the events in  $p\bar{p}$  collisions tend to be central. On the other hand, at the LHC the statistics are very good at high  $\beta$  but the ratio  $R(\beta)$  has a smaller variation than at the Tevatron, see Fig. 1. Consequently, the measured  $(A_u, A_d)$  are strongly anti-correlated, and the resulting two-dimensional regions are very stretched ellipses. For illustration, the allowed regions at 68% confidence level (C.L.) are presented in Fig. 3, for the bin  $400 \leq m_{t\bar{t}} \leq 450$  GeV. The point  $(0, 0)$  corresponds to the SM because we are working at leading order. The shaded regions with  $|A_d| > 1$  are not allowed because these asymmetries must range between

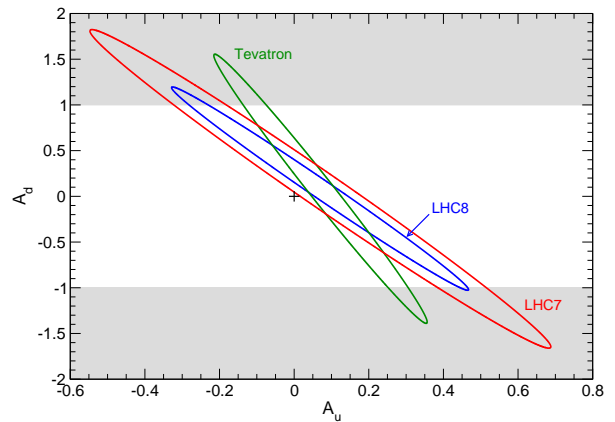


FIG. 3. Allowed region at 68% C.L. on  $(A_u, A_d)$  in the  $400 \leq m_{t\bar{t}} \leq 450$  GeV bin for the axigluon benchmark model.

−1 and 1. Remarkably, the slopes of these ellipses are quite different at the Tevatron and the LHC, which is a direct consequence of the different mean values of  $R$  that we have pointed out before. Therefore, the overlap region of the Tevatron and LHC limits is much smaller than any of them, and the combination of Tevatron and LHC measurements brings a great improvement in the determination of  $A_u$  and  $A_d$  (see Fig. 4).

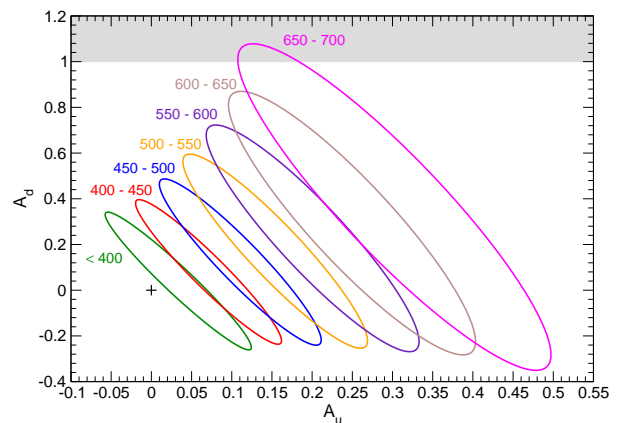


FIG. 4. Allowed regions at 68% C.L. on  $(A_u, A_d)$  resulting from a Tevatron-LHC combination for the axigluon benchmark model. The labels indicate the different  $m_{t\bar{t}}$  bins (in GeV) considered.

The measurement of  $A_u$  and  $A_d$  may help understand the anomalous asymmetries observed at the Tevatron in two ways. A first crucial test regards the overlap between the Tevatron and LHC ellipses (that is, Fig. 3 and its analogous for other  $m_{t\bar{t}}$  bins). In our example, they intersect at the true values of  $(A_u, A_d)$ , as expected, by construction. But in data this is yet to be tested, and this is especially interesting having in mind the apparent tension between Tevatron and LHC measurements. A second aspect is whether the combined measurements (i.e. Fig. 4) are consistent with the SM or not, what can

allow to spot the presence of new physics in  $t\bar{t}$  production. In this respect, the statistical sensitivity for the measurement of  $(A_u, A_d)$  is excellent, due to the benefit from the combination of Tevatron and LHC data, as it can be seen by comparing the individual limits for  $400 \leq m_{t\bar{t}} \leq 450$  GeV in Fig. 3 and the combined one in Fig. 4.

Systematic uncertainties will surely degrade the results shown here. In particular, at the LHC the charge asymmetry is small, what constitutes a difficulty for the extraction of  $A_u$  and  $A_d$ . Still, the lower  $\beta$  bins can be used for calibration because the asymmetries in these bins must be tiny, of order  $10^{-4} - 10^{-3}$ , due to the small dilution factors and  $q\bar{q}$  fractions at low  $\beta$ . Working in this direction, systematic uncertainties will likely be reduced. On the other hand, even if the  $R(\beta)$  functions were completely flat and, consequently, the ellipses degenerate into bands, the combination of Tevatron and LHC data would still provide significant measurements of  $A_u$  and  $A_d$ . Regarding the SM predictions (which must be evaluated at NLO when compared with real data), the crucial quantity to disentangle  $A_u$  and  $A_d$  is the ratio  $R(\beta)$  because the overall normalisation of the asymmetry in a given  $m_{t\bar{t}}$  bin is fixed by data. This ratio only depends on the PDFs for  $u\bar{u}$  and  $d\bar{d}$ , which can be well calibrated from other processes.

Finally, as a by-product of our analysis, we can reverse our procedure and obtain model-independent predictions for  $(A_{FB}, A_C)$  within each  $m_{t\bar{t}}$  bin, by varying  $A_u$  and  $A_d$  between  $-1$  and  $1$ . The resulting allowed areas are presented in Fig. 5 for the first four  $m_{t\bar{t}}$  bins. For higher invariant masses the allowed areas are rather similar to the one for  $500 - 550$  GeV. We can observe that, in each

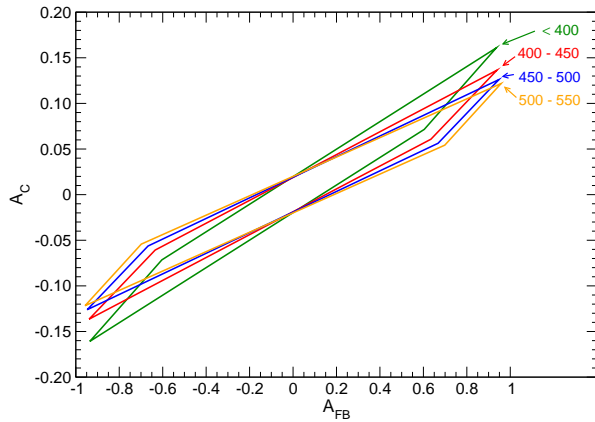


FIG. 5. Allowed values for  $A_{FB}$  and  $A_C$ , for several  $m_{t\bar{t}}$  bins (in GeV).

$m_{t\bar{t}}$  bin, it is possible to have FB asymmetries of order  $0.1 - 0.2$  and still have a charge asymmetry close to, or even zero, at the LHC. This is a notable result that shows that the Tevatron and LHC results are not incompatible but, on the contrary, their relationship deserves further investigation.

In summary, we have introduced two collider-independent FB asymmetries  $A_u$ ,  $A_d$  in  $t\bar{t}$  production, corresponding to the  $u\bar{u} \rightarrow t\bar{t}$  and  $d\bar{d} \rightarrow t\bar{t}$  subprocesses, respectively. We have discussed how they can be extracted from the measurements of the FB asymmetry in  $t\bar{t}$  production at the Tevatron and the charge asymmetry at the LHC. We have argued how the determination of  $A_u$  and  $A_d$  at these two colliders can help understand the nature of the anomalous FB asymmetry observed at the Tevatron, and possibly signal new physics in  $t\bar{t}$  production.

This work has been supported by projects FPA2006-05294 and FPA2010-17915 (MICINN), FQM 101, FQM 03048 and FQM 6552 (Junta de Andalucía).

- 
- [1] T. Aaltonen *et al.* [CDF Collaboration], Phys. Rev. D **83**, 112003 (2011).
  - [2] V. M. Abazov *et al.* [D0 Collaboration], Phys. Rev. D **84**, 112005 (2011).
  - [3] T. Aaltonen *et al.* [CDF Collaboration], CDF note 10807 (2012).
  - [4] W. Hollik and D. Pagani, Phys. Rev. D **84**, 093003 (2011).
  - [5] J. F. Kamenik, J. Shu and J. Zupan, arXiv:1107.5257 [hep-ph].
  - [6] J. A. Aguilar-Saavedra and M. Pérez-Victoria, JHEP **1109**, 097 (2011).
  - [7] J. A. Aguilar-Saavedra, arXiv:1202.2382 [hep-ph].
  - [8] G. Aad *et al.* [ATLAS Collaboration], arXiv:1203.4211 [hep-ex].
  - [9] S. Chatrchyan *et al.* [CMS Collaboration], Phys. Lett. B **709**, 28 (2012).
  - [10] CMS Collaboration, note CMS-PAS-TOP-11-030 (2012).
  - [11] J. H. Kuhn and G. Rodrigo, JHEP **1201**, 063 (2012).
  - [12] J. A. Aguilar-Saavedra and M. Pérez-Victoria, Phys. Rev. D **84**, 115013 (2011).
  - [13] H. Davoudiasl, T. McElmurry and A. Soni, Phys. Rev. D **85**, 054001 (2012); E. Gabrielli, M. Raidal and A. Racioppi, arXiv:1112.5885 [hep-ph].
  - [14] J. A. Aguilar-Saavedra, A. Juste and F. Rubbo, Phys. Lett. B **707**, 92 (2012).
  - [15] T. Aaltonen *et al.* [CDF Collaboration], Phys. Rev. Lett. **102**, 222003 (2009).
  - [16] CMS Collaboration, note CMS-PAS-TOP-11-009 (2012).
  - [17] A. Djouadi, G. Moreau, F. Richard and R. K. Singh, Phys. Rev. D **82**, 071702 (2010); P. H. Frampton, J. Shu and K. Wang, Phys. Lett. B **683**, 294 (2010); Y. Bai, J. L. Hewett, J. Kaplan and T. G. Rizzo, JHEP **1103**, 003 (2011).
  - [18] J. A. Aguilar-Saavedra and M. Pérez-Victoria, JHEP **1105**, 034 (2011).
  - [19] R. Barcelo, A. Carmona, M. Masip and J. Santiago, Phys. Lett. B **707**, 88 (2012); G. M. Tavares and M. Schmaltz, Phys. Rev. D **84**, 054008 (2011); E. Alvarez, L. Da Rold, J. I. S. Vetto and A. Szykman, JHEP **1109**, 007 (2011); J. A. Aguilar-Saavedra and M. Pérez-Victoria, Phys. Lett. B **705**, 228 (2011).
  - [20] J. A. Aguilar-Saavedra, Nucl. Phys. B **804**, 160 (2008).