

Transverse Energy-Energy Correlations in Next-to-Leading Order in α_s at the LHC

Ahmed Ali ^{a,*}, Fernando Barreiro ^{b,†}, Javier Llorente ^{b,‡} and Wei Wang ^{a,§}

^a *Deutsches Elektronen-Synchrotron DESY, D-22607 Hamburg, Germany and*

^b *Universidad Autonoma de Madrid (UAM), Facultad de Ciencias C-XI,*

Departamento de Fisica, Cantoblanco, Madrid, Spain

(Dated: August 24, 2022)

We compute the transverse energy-energy correlation (EEC) and its asymmetry (AEEC) in next-to-leading order (NLO) in α_s in proton-proton collisions at the LHC with the center-of-mass energy $E_{c.m.} = 7$ TeV. We show that the transverse EEC and the AEEC distributions are insensitive to the QCD factorization- and the renormalization-scales, structure functions of the proton, and for a judicious choice of the jet-size, also the underlying minimum bias events. Hence they can be used to precisely test QCD in hadron colliders and determine the strong coupling α_s . We illustrate these features by defining the hadron jets using the anti- k_T jet algorithm and an event selection procedure employed in the analysis of jets at the LHC and show the $\alpha_s(M_Z)$ -dependence of the transverse EEC and the AEEC in the anticipated range $0.11 \leq \alpha_s(M_Z) \leq 0.13$.

PACS numbers: 13.87.Ce, 12.38.Bx, 13.85.-t

Hadron jets are powerful quantitative tools to study Quantum Chromo Dynamics (QCD) in high energy physics. In e^+e^- colliders PETRA, PEP and LEP, and also in the electron-proton collider HERA, jet studies have been undertaken extensively. These include the measurements of the inclusive variables, such as thrust, acoplanarity and hadron energy flow, as well as the exclusive jet distributions, yielding a consistent and precise value of the QCD coupling constant $\alpha_s(M_Z)$ [1]. At the hadron colliders Tevatron and the LHC, QCD predictions for jets have been compared with the measured transverse momentum (p_T) distributions, and also with the multi-jet rates [2–4] assuming a jet algorithm [5–7]. The theoretical framework for calculating the jet cross sections in hadronic collisions in the next-to-leading order (NLO) accuracy has been in place for well over a decade [8, 9], which has been employed in the QCD-based analysis of the data.

In comparison to the e^+e^- and the ep experiments, event shape variables have so far received less attention in the analysis of the data from the hadron colliders, though first results have been lately published on the measurement of the transverse thrust and the thrust minor distributions [10] by the CDF collaboration [11]. Studies of the hadronic event shapes in pp collisions at the LHC have just started, initiated by the CMS collaboration using the central transverse thrust and the central transverse minor variables, where the term *central* refers to the jets in the central region of the detector [12]. The distributions in these variables have been compared with a number of Monte Carlo (MC) simulations, with PYTHIA6 [13], PYTHIA8 [14] and HERWIG++ [15] providing a good description of the data. However, a bench-mark in this

field, namely a quantitative determination of $\alpha_s(M_Z)$ at the LHC from the the analysis of data on event shapes, is still very much a work in progress.

In this Letter, we calculate the transverse energy energy correlation and its asymmetry proposed some time ago [16] as a quantitative measure of perturbative QCD in hadronic collisions. The analogous energy-energy correlation (EEC) function measurements - the energy weighted angular distributions of the produced hadron pairs in e^+e^- annihilation - were proposed by Basham et al. [17]. The EEC and its asymmetry (AEEC) were subsequently calculated in $O(\alpha_s^2)$ [18, 19], and their measurements have impacted significantly on the precision tests of perturbative QCD and in the determination of α_s in e^+e^- annihilation experiments (for a recent review, see [20]). Transverse EEC distributions in hadronic collisions [16], on the other hand, are handicapped due to the absence of the NLO perturbative QCD corrections. In the leading order in $\alpha_s(\mu)$, these distributions show marked sensitivities on the renormalization and factorization scales $\mu = \mu_R$ and $\mu = \mu_F$, respectively, thereby hindering a determination of $\alpha_s(M_Z)$. We aim at remedying this drawback by presenting a calculation of the transverse EEC function and its asymmetry in $O(\alpha_s^2(\mu))$, which reduces the scale-dependence to a few per cent.

We start by recalling the definition of the transverse EEC function [16]

$$\begin{aligned} \frac{1}{\sigma'} \frac{d\Sigma'}{d\phi} &\equiv \frac{\int_{E_T^{\min}}^{\sqrt{s}} dE_T d^2\Sigma'/dE_T d\phi}{\int_{E_T^{\min}}^{\sqrt{s}} dE_T d\sigma/dE_T} \\ &= \frac{1}{N} \sum_{A=1}^N \frac{1}{\Delta\phi} \sum_{\text{pairs in } \Delta\phi} \frac{2E_{Ta}^A E_{Tb}^A}{(E_T^A)^2}. \end{aligned} \quad (1)$$

The first sum on the right-hand side in the second of the above equations is over the events A with total transverse energy $E_T^A = \sum_a E_{T_a}^A \geq E_T^{\min}$, with the E_T^{\min} set by the experimental setup. The second sum is over the pairs of partons (a, b) whose transverse momenta have relative azimuthal angle ϕ to $\phi + \Delta\phi$.

In leading order QCD, the transverse energy spectrum $d\sigma/dE_T$ is a convolution of the parton distribution functions (PDFs) with the $2 \rightarrow 2$ hard scattering partonic sub-processes. Away from the end-points, i.e., for $\phi \neq 0^\circ$ and $\phi \neq 180^\circ$, in the leading order in α_s , the energy-weighted cross section $d^2\Sigma/dE_T d\phi$ involves the convolution of the PDFs with the $2 \rightarrow 3$ sub-processes, such as $gg \rightarrow ggg$. Thus, schematically, the leading contribution for the transverse EEC function is calculated from the following expression:

$$\frac{1}{\sigma'} \frac{d\Sigma'}{d\phi} = \frac{\sum_{a_i, b_i} f_{a_1/p}(x_1) f_{a_2/p}(x_2) \star \hat{\Sigma}^{a_1 a_2 \rightarrow b_1 b_2 b_3}}{\sum_{a_i, b_i} f_{a_1/p}(x_1) f_{a_2/p}(x_2) \star \hat{\sigma}^{a_1 a_2 \rightarrow b_1 b_2}}, \quad (2)$$

where $\hat{\Sigma}^{a_1 a_2 \rightarrow b_1 b_2 b_3}$ is the transverse energy-energy weighted partonic cross section, x_i ($i = 1, 2$) are the fractional longitudinal momenta carried by the partons, $f_{a_1/p}(x_1)$ and $f_{a_2/p}(x_2)$ are the PDFs, and the \star denotes a convolution over the appropriate variables. The function defined in Eq. (2) depends not only on ϕ , but also on the ratio E_T^{\min}/\sqrt{s} and the rapidity variable η . In general, the numerator and the denominator in Eq. (2) have a different dependence on these variables, as the PDFs are weighted differently. However, as already observed in [16], certain *normalized* distributions for the various sub-processes contributing to the $2 \rightarrow 3$ hard scatterings are similar, and the *same* combination of PDFs enters in the $2 \rightarrow 2$ and $2 \rightarrow 3$ cross sections, hence the transverse EEC cross section is to a good approximation *independent* of the PDFs (see, Fig. 1 in [16]). Thus, for a fixed rapidity range $|\eta| < \eta_c$ and the variable E_T/\sqrt{s} , one has an approximate factorized result, which in the LO in α_s reads as

$$\frac{1}{\sigma'} \frac{d\Sigma'}{d\phi} \sim \frac{\alpha_s(\mu)}{\pi} F(\phi), \quad (3)$$

where μ is a factorization scale. The function $F(\phi)$ and the corresponding transverse EEC asymmetry defined as

$$\frac{1}{\sigma'} \frac{d\Sigma'^{\text{asy}}}{d\phi} \equiv \frac{1}{\sigma'} \frac{d\Sigma'}{d\phi} |_{\pi-\phi} - \frac{1}{\sigma'} \frac{d\Sigma'}{d\phi} |_{\phi}, \quad (4)$$

were worked out in [16] in the leading order of α_s for the CERN SPS $p\bar{p}$ collider at $\sqrt{s} = 540$ GeV. In particular, it was shown that the transverse EEC functions for the gg -, gq - and $q\bar{q}$ -scatterings had very similar shapes, and their relative contributions were found consistent to a good

approximation with the ratio of the corresponding color factors 1:4/9:16/81 for the gg , $gq(=g\bar{q})$ and $q\bar{q}$ initial states over a large range of ϕ .

We have used the existing program NLOJET++ [9], which has been checked in a number of independent NLO jet calculations [21], to compute the transverse EEC and its asymmetry AEEC in the NLO accuracy for the LHC proton-proton center-of-mass energy $\sqrt{s} = 7$ TeV. Schematically, this entails the calculations of the $2 \rightarrow 3$ partonic sub-processes in the NLO accuracy and of the $2 \rightarrow 4$ partonic processes in the leading order in $\alpha_s(\mu)$, which contribute to the numerator on the r.h.s. of Eq. (2). We have restricted the azimuthal angle range by cutting out regions near $\phi = 0^\circ$ and $\phi = 180^\circ$. This would, in particular, remove the self-correlations ($a = b$) and frees us from calculating the $O(\alpha_s^2)$ (or two-loop) virtual corrections to the $2 \rightarrow 2$ processes. Thus, with the azimuthal angle cut, the numerator in Eq. (2) is calculated from the $2 \rightarrow 3$ and $2 \rightarrow 4$ processes to $O(\alpha_s^4)$. The denominator in Eq. (2) includes the $2 \rightarrow 2$ and $2 \rightarrow 3$ processes, which are calculated up to and including the $O(\alpha_s^3)$ corrections.

In the NLO accuracy, one can express the EEC cross section as

$$\frac{1}{\sigma'} \frac{d\Sigma'}{d\phi} \sim \frac{\alpha_s(\mu)}{\pi} F(\phi) \left[1 + \frac{\alpha_s(\mu)}{\pi} G(\phi) \right]. \quad (5)$$

It is customary to lump the NLO corrections in a so-called K -factor (which, in general, is a non-trivial function of ϕ), defined as

$$K(\phi) \equiv 1 + \frac{\alpha_s(\mu)}{\pi} G(\phi). \quad (6)$$

The principal result of this Letter is the calculation of the NLO function $K(\phi)$ and in demonstrating the insensitivity of the EEC and the AEEC functions, calculated to NLO accuracy, to the various intrinsic parametric and underlying event uncertainties.

We now give details of the computations: In transcribing the NLOJET++ [9] program, we have replaced the default structure functions therein by the state of the art PDFs, for which we use the MSTW [22] and the CT10 [23] sets, and have also replaced the k_T jet algorithm by the anti- k_T jet algorithm [7] for defining the jets. We recall that the NLO corrections we are using [9] have been computed in the Catani-Seymour dipole formalism [6]. In particular, it involves a certain cutting of the phase space of the dipole subtraction terms and the numerical calculations require the generation of a very large number of events (we have generated $O(10^{10})$ events on the DESY-Theory PC Cluster)

to bring the statistical accuracy in the NLO EEC distribution to the desired level of below a few per cent. We have assumed the rapidity range $|\eta| \leq 2.5$, have put a cut on the transverse energy $E_T > 25$ GeV for each jet and require that $E_{T1} + E_{T2} > 500$ GeV for the two leading jets. The latter cut ensures that the trigger efficiencies for the LHC detectors will be close to 100%. We have set the transverse energy of the hardest jet as the default factorization- and renormalization-scale, i.e., $\mu_F = \mu_R = E_T^{\max}$. We then vary this scale in the range $0.5 E_T^{\max} \leq \mu_F = \mu_R \leq 2 E_T^{\max}$ to study numerically the scale dependence. The parameter specifying the jet-size in the anti- k_T algorithm is chosen as $R = 0.4$, which induces smaller distortions on the EEC distribution for the smaller values of the angle ϕ and is less sensitive to the underlying minimum-bias event, which we have estimated with the help of PYTHIA8 [14]. For larger values of this parameter, say $R = 0.6$, the effect of the underlying event becomes discernible.

An important issue is the effect of the parton showers in the transverse EEC and the AEEC distributions. They are crucially important in the $\phi \rightarrow 180^\circ$ angular region, but their effect is expected to be small in the central angular range on which we have concentrated. We have checked this (approximately) by comparing the results in the LO accuracy with those from the parton shower-based MC generator PYTHIA8 [14], which is accurate in the leading log approximation and also includes some NLO terms (see Fig. 2(a) below). Matching the NLO computations with the parton shower simulations in the complete next-to-leading log (NLL) accuracy is the aim of several approaches, such as the POWHEG method, pioneered and subsequently developed in [24, 25], which would allow to quantitatively compute the end-point region in the transverse EEC cross section [26]. Likewise, resummed perturbative techniques have been developed in a number of dedicated studies for some event shape variables in hadronic collisions [10, 27], which would expand the domain of applicability of the perturbative techniques to a wider angular region in ϕ .

In view of the preceding discussion, we have restricted $\cos \phi$ in the range $[-0.8, 0.8]$ which is sliced into 40 bins for the presentation of our numerical results. We first show the dependence of the transverse EEC calculated in the NLO accuracy on the PDFs in Fig. 1(a); the red entries in this figure correspond to the MSTW [22] set, while the black ones are calculated using the CT10 set [23]. This figure shows that the PDF-related differences on the transverse EEC are negligible, with the largest difference found in some bins amounting to 3%. The insensitivity of the transverse EEC cross section to

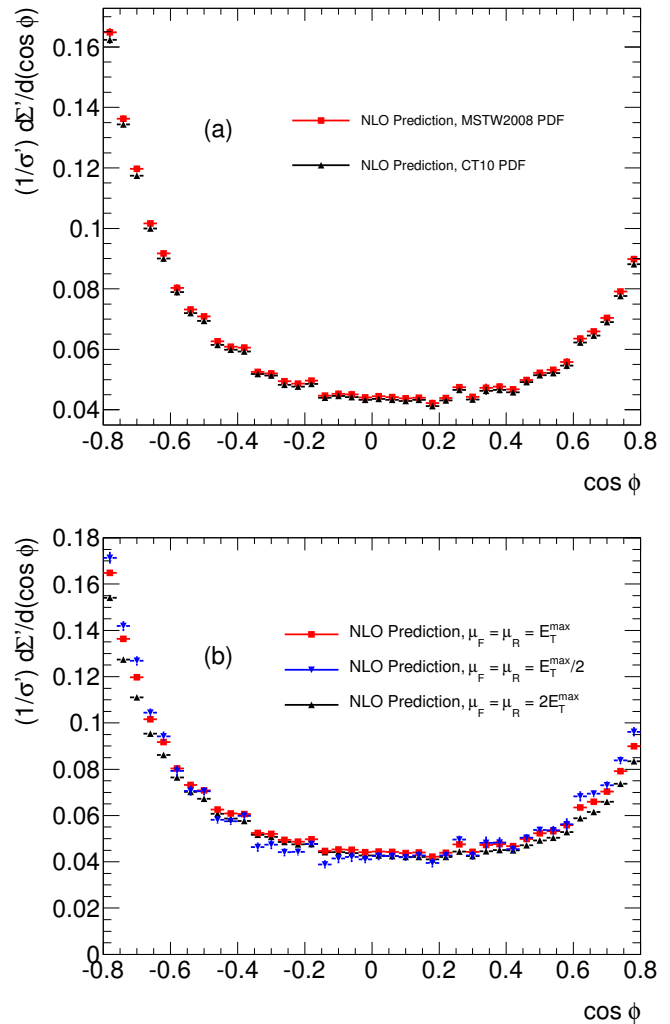


FIG. 1. (a): Dependence of the transverse EEC on the PDFs at NLO in α_s . Red entries correspond to the MSTW [22] PDFs and the black ones are calculated using the CT10 PDF set [23]. (b): Dependence of the transverse EEC on the scales $\mu_F = \mu_R =$ at NLO in α_s for the indicated values of the scales.

the PDFs provides a direct test of the underlying partonic hard processes. In what follows, we will adopt the MSTW [22] PDF set as it provides a correlated range of $\alpha_s(M_Z)$ and the structure functions for the current range of interest for $\alpha_s(M_Z)$: $0.11 < \alpha_s(M_Z) < 0.13$. The effects induced by the underlying event and multiparton interactions have been studied by us using the PYTHIA8 MC [14], which are found to be 3%-4% in the EEC- and much smaller in the AEEC-distribution.

We next explore the dependence of the transverse EEC cross section on the factorization and the renormalization scales in the range $\mu_F = \mu_R = [0.5, 2] \times E_T^{\max}$ and dis-

play this in Fig. 1(b). Compared to the scale dependence on the EEC in LO, which we have computed yielding a $\pm 10\%$ uncertainty, the NLO results shown here are found very stable against the variation of the scales in the stated range. Typical scale-variance on the transverse EEC distribution in the NLO is found to be 2% - 3%, with the largest effects in some bins reaching 5%.

Having shown that the uncertainties due to the PDFs and the scales are small, we present our results for the transverse EEC in the LO (red entries) and the NLO accuracy (blue entries) in Fig. 2(a), and the corresponding results for the transverse AEEC in Fig. 2 (b). We also compute these distributions from a MC-based model which has the LO matrix elements and multiparton showers encoded. To be specific, we have used the PYTHIA8 [14] MC program and have generated the transverse EEC and the AEEC distributions, which are shown as the black entries in Fig. 2(a) and Fig. 2(b), respectively. This comparison provides a practically convenient way to correct the PYTHIA8 MC-based theoretical distributions, often used in the analysis of the hadron collider data, due to the NLO effects. In Fig. 2 (c), we show the K -factor defined in Eq. (6) (red entries) and another phenomenological K -factor in which the NLO transverse EEC distribution is normalized to the one generated by the PYTHIA8 [14] MC program (black entries). We remark that the effects of the NLO corrections are discernible, both compared to the LO and PYTHIA8 [14]. More importantly, the NLO corrections distort the shape of the transverse EEC as shown in Fig. 2(c).

The last point we wish to investigate in this Letter is the sensitivity of the transverse EEC and the AEEC on the variation of $\alpha_s(M_Z)$. In relating the strong coupling $\alpha_s(\mu)$ at a certain scale relevant for the collider jets, such as $\mu = E_T^{\max}$, to the benchmark value $\alpha_s(M_Z)$, we have used the two-loop β -function and the explicit formula for transcribing $\alpha_s(\mu)$ to $\alpha_s(M_Z)$ can be seen in [9]. Results for the transverse EEC and the AEEC are shown in Fig. 3 (a) and Fig. 3 (b), respectively, for the three indicated values of $\alpha_s(M_Z)$: = 0.11(blue), = 0.12 (red), = 0.13 (black). This sensitivity is well above the uncertainties that we have estimated from the PDFs, the scales in the QCD calculations and from the underlying events, and hence allows a measurement of $\alpha_s(M_Z)$. This reflects itself also in the partially integrated EEC cross section, obtained by integrating the differential transverse EEC over the $\cos \phi$ range shown in the figures above:

α_s	0.11	0.12	0.13
$\langle \frac{1}{\sigma'} \frac{d\Sigma'}{d\phi} \rangle$	0.092 ± 0.003	0.100 ± 0.003	0.109 ± 0.003

where we have symmetrized the dominant uncertainty

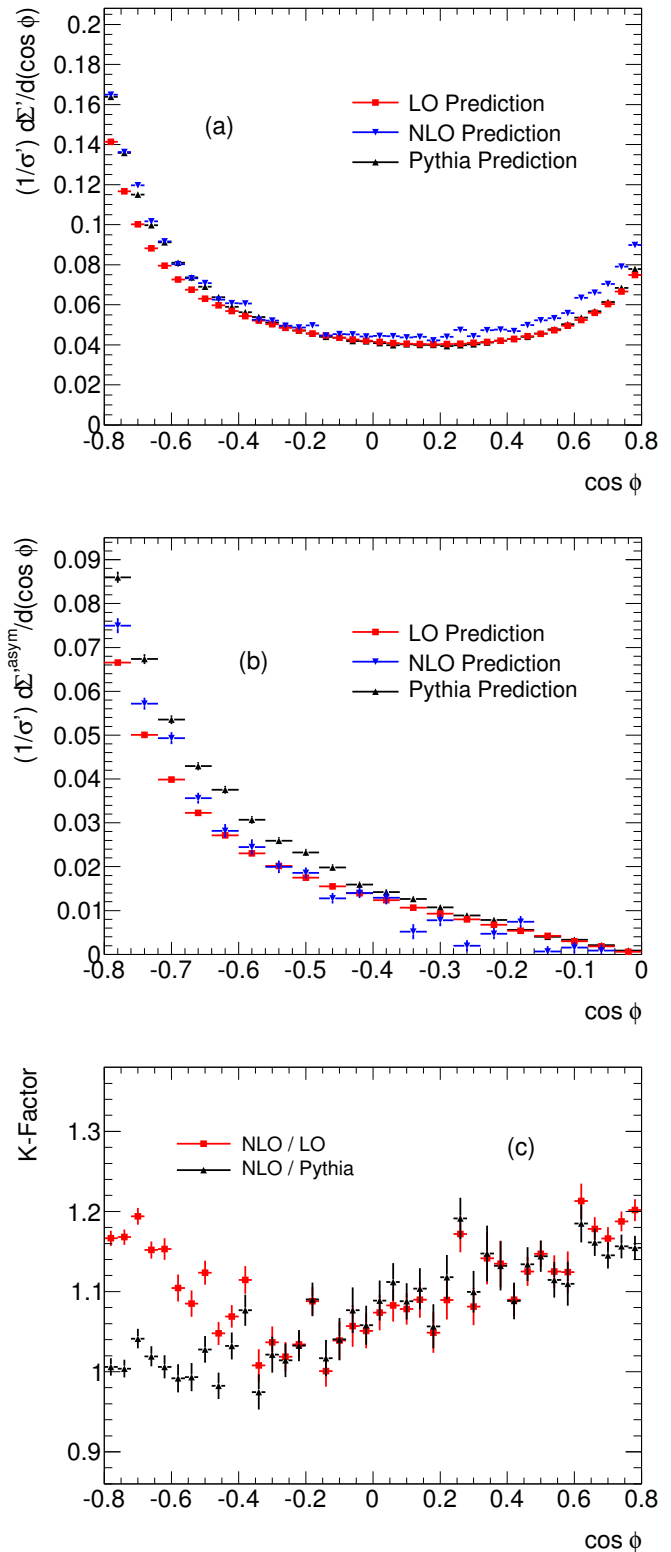


FIG. 2. Comparison of the LO computation (red entries), NLO calculation (blue entries) and the PYTHIA (black entries) results for the transverse EEC (a) and its asymmetry (b). Fig. (c) displays the K -factors involving the ratios NLO/LO (red entries) and NLO/PYTHIA (black entries).

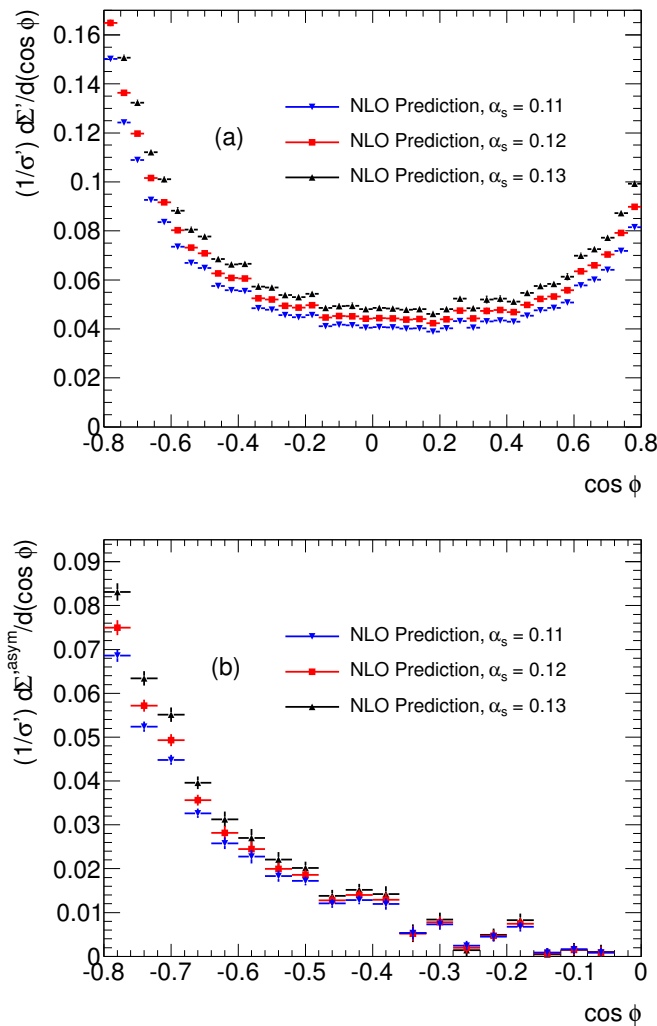


FIG. 3. Transverse EEC cross section (a) and its asymmetry (b) with three values of $\alpha_s(M_Z) = 0.11$ (blue), $= 0.12$ (red), and $= 0.13$ (black).

from the scale-variance. Details of the calculations and numerical results for other values of the parameter R and the center-of-mass energies for the LHC and the Tevatron will be published elsewhere.

In summary, we have presented for the first time NLO results for the transverse EEC and its asymmetry for jets at the LHC. These distributions are shown to have all the properties that are required for the precision tests of perturbative QCD. In particular, they (i) are almost independent of the structure functions, (ii) show very weak scale sensitivity, (iii) for judicious choice of the parameter R do not depend on modeling the underlying minimum bias events, and (iv) preserve sensitivity to $\alpha_s(M_Z)$. Hence, these measurements will prove to be

powerful techniques for the quantitative study of event shape variables and in the measurement of $\alpha_s(M_Z)$ in hadron colliders.

We thank Zoltan Nagy for providing us his NLO-JET++ code and helpful discussions. We also thank Jan Kotanski for his help in the implementation of this program. Communications with Gavin Salam and Markus Wobisch are also thankfully acknowledged. W. W. is supported by the Alexander-von-Humboldt Stiftung.

* ahmed.ali@desy.de

† fernando.barreiro@uam.es

‡ javier.llorente.merino@cern.ch

§ wei.wang@desy.de

- [1] K. Nakamura *et al.* [Particle Data Group], *J. Phys. G* **37**, 075021 (2010).
- [2] For a review of recent QCD results from the Tevatron, see, for example, M. Wobisch, *Nucl. Phys. B Proc. Suppl.* (2012) (in press) and arXiv:1202.0205 [hep-ex].
- [3] S. Chatrchyan *et al.* [CMS Collaboration], arXiv:1204.0696 [hep-ex].
- [4] G. Aad *et al.* [Atlas Collaboration], *Eur. Phys. J. C* **71**, 1512 (2011) [arXiv:1009.5908 [hep-ex]].
- [5] S. Catani, Y. L. Dokshitzer, M. H. Seymour and B. R. Webber, *Nucl. Phys. B* **406**, 187 (1993).
- [6] S. Catani and M. H. Seymour, *Nucl. Phys. B* **485**, 291 (1997) [Erratum-ibid. B **510**, 503 (1998)]; [arXiv:hep-ph/9605323].
- [7] M. Cacciari, G. P. Salam and G. Soyez, *JHEP* **0804**, 063 (2008) [arXiv:0802.1189 [hep-ph]].
- [8] S. Catani and M. H. Seymour, *Phys. Lett. B* **378**, 287 (1996) [arXiv:hep-ph/9602277].
- [9] Z. Nagy, *Phys. Rev. Lett.* **88**, 122003 (2002) [arXiv:hep-ph/0110315]; *Phys. Rev. D* **68**, 094002 (2003) [arXiv:hep-ph/0307268].
- [10] A. Banfi, G. P. Salam and G. Zanderighi, *JHEP* **0408**, 062 (2004) [arXiv:hep-ph/0407287]; *JHEP* **1006**, 038 (2010) [arXiv:1001.4082 [hep-ph]].
- [11] T. Aaltonen *et al.* [CDF Collaboration], *Phys. Rev. D* **83**, 112007 (2011) [arXiv:1103.5143 [hep-ex]].
- [12] V. Khachatryan *et al.* [CMS Collaboration], *Phys. Lett. B* **699**, 48 (2011) [arXiv:1102.0068 [hep-ex]].
- [13] T. Sjostrand, S. Mrenna and P. Z. Skands, *JHEP* **0605**, 026 (2006) [arXiv:hep-ph/0603175].
- [14] T. Sjostrand, S. Mrenna and P. Z. Skands, *Comput. Phys. Commun.* **178**, 852 (2008) [arXiv:0710.3820 [hep-ph]].
- [15] M. Bahr *et al.*, *Eur. Phys. J. C* **58**, 639 (2008) [arXiv:0803.0883 [hep-ph]]; arXiv:1102.1672[hep-ph].
- [16] A. Ali, E. Pietarinen and W. J. Stirling, *Phys. Lett. B* **141**, 447 (1984).
- [17] C. L. Basham, L. S. Brown, S. D. Ellis and S. T. Love, *Phys. Rev. Lett.* **41**, 1585 (1978); *Phys. Rev. D* **19**, 2018 (1979).
- [18] A. Ali and F. Barreiro, *Phys. Lett. B* **118**, 155 (1982);

- Nucl. Phys. B **236**, 269 (1984).
- [19] D. G. Richards, W. J. Stirling and S. D. Ellis, Nucl. Phys. B **229**, 317 (1983).
- [20] A. Ali and G. Kramer, Eur. Phys. J. **H36**, 245 (2011) [arXiv:1012.2288 [hep-ph]].
- [21] See, for instance, Z. Bern *et al.*, arXiv:1112.3940 [hep-ph].
- [22] A. D. Martin, W. J. Stirling, R. S. Thorne and G. Watt, Eur. Phys. J. C **63**, 189 (2009).
- [23] H. L. Lai *et al.*, Phys. Rev. D **82**, 074024 (2010).
- [24] P. Nason, JHEP **0411**, 040 (2004) [arXiv:hep-ph/0409146].
- [25] S. Frixione, P. Nason and C. Oleari, JHEP **0711**, 070 (2007) [arXiv:0709.2092 [hep-ph]].
- [26] We are aware of the ongoing NLL/NLO matching project within MATCHBOX: S. Platzer and S. Gieseke, arXiv:1109.6256 [hep-ph]. Private communications with Judith Katzy, Jan Kotanski and Simon Plaetzer are acknowledged.
- [27] A. Banfi, G. P. Salam and G. Zanderighi, JHEP **0503**, 073 (2005) [arXiv:hep-ph/0407286].