

Probing the existence and dynamics of Majorana fermion via transport through a quantum dot

Yunshan Cao,¹ Peiyue Wang,² Gang Xiong,² and Xin-Qi Li^{2,*}

¹*School of Physics, Peking University, Beijing 100871, China*

²*Department of Physics, Beijing Normal University, Beijing 100875, China*

(Dated: June 3, 2019)

We consider an experimentally feasible setup to demonstrate the existence and coherent dynamics of Majorana fermion. The transport setup consists of a quantum dot and a tunnel-coupled semiconductor nanowire which is anticipated to generate Majorana excitations under some conditions. For transport under finite bias voltage, we find that a subtraction of the source and drain currents can expose the essential feature of the Majorana fermion, including the zero-energy nature by gate-voltage modulating the dot level. Moreover, coherent oscillating dynamics of the Majorana fermion between the nanowire and the quantum dot is reflected in the shot noise, via a spectral dip together with a pronounced zero-frequency noise enhancement effect. Important parameters, e.g., for the Majorana's mutual interaction and its coupling to the quantum dot, can be extracted out in experiment using the derived analytic results.

PACS numbers: 73.21.-b, 74.78.Na, 73.63.-b, 03.67.Lx

The Majorana fermions, proposed in 1937 by Majorana [1], are exotic particles since each Majorana fermion is its own antiparticle [2]. Recently, the search for Majorana fermions in solid states, as emerged quasiparticles (elementary excitations), is attracting a great deal of attention [3–9]. In addition to being of interest for some fundamental physics such as the non-Abelian statistics, the Majorana fermions emerged in solid states are also a promising candidate for fault-tolerant topological quantum computation (TQC) [10–13]. In solid states, the predicted Majorana bound states (MBSs) are coherent superpositions of electron and hole excitations of zero energy, which can appear for instance in the 5/2 fractional quantum Hall system [14] and the p -wave superconductor and superfluid [15]. In practice, an effective p -wave superconductor can be realized by a semiconductor nanowire with Rashba spin-orbit interaction and Zeeman splitting, and in proximity to an s -wave superconductor [5–7].

Of crucial importance is then a full experimental observation of the Majorana fermion in solid states, from multi-angles in a variety of contexts to demonstrate its existence and coherent dynamics. Some existing proposals include analyzing the tunneling spectroscopy which may reveal characteristic zero-bias conductance peak [16] and peculiar noise behaviors [17, 18], verifying the nonlocality nature of the MBSs [19, 20], and observing the 4π periodic Majorana-Josephson currents [3–5, 21]. We notice that a breakthrough was achieved in a most latest experiment [22] where, using the tunneling spectroscopy, a mid-gap Majorana state was detected, based on the observation that a zero-bias-peak stickily appears in the differential conductance through an InSb nanowire, while the nanowire is in contact with a superconducting electrode (NbTiN).

In this work we consider a setup based on transport through a quantum dot (QD) to probe the existence and coherent dynamics of Majorana fermion, by weakly tunnel-coupling the QD to a nanowire as realized in the

above-mentioned experiment [22]. We find that a subtraction of the source and drain currents can expose the essential feature of the Majorana fermion, and the zero-energy nature can be justified by gate-voltage modulating the QD level. Moreover, oscillating dynamics of the Majorana fermion between the nanowire and the quantum dot can be identified from the shot noise, via a spectral dip together with a pronounced zero-frequency noise enhancement effect.

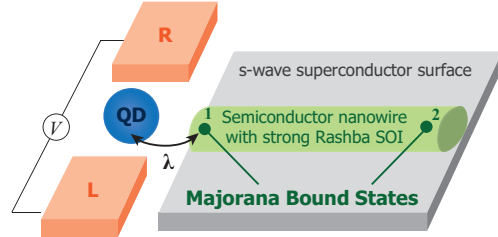


FIG. 1: (Color online) Schematic setup for detecting Majorana fermion by transport through a quantum dot, while the dot is coupled to a semiconductor nanowire which is in contact with an s -wave superconductor. Under appropriate conditions such as with large Zeeman splitting and strong spin-orbit interaction (SOI), a pair of Majorana bound states is anticipated to emerge at the ends of the nanowire.

Model.— Figure 1 shows schematically the setup that will be studied in this work, where the transport through the quantum dot (QD) is employed to detect the Majorana fermion emerged in the tunnel-coupled nanowire. Combining a strong Rashba spin-orbit interaction and the Zeeman splitting, it was shown that the proximity-effect-induced s -wave superconductivity in the nanowire can support electron-hole quasiparticle excitations of Majorana bound states (MBSs) at the ends of the nanowire [5–7]. Since the Zeeman splitting should be large enough in order to drive the wire into a topological superconducting phase, we can assume it much larger than the transport bias voltage and the tunnel coupling amplitude and rates. In this case, we can model the QD by a single resonant level and treat the electron as spinless par-

*Electronic address: lixinqi@bnu.edu.cn

ticle. Accordingly, the whole system of Fig. 1 can be modeled by $H = H_{\text{Leads}} + H_{\text{sys}} + H_T$. $H_{\text{Leads}} = \sum_{\alpha=L,R} \sum_k \varepsilon_{\alpha k} c_{\alpha k}^\dagger c_{\alpha k}$ describes the normal metallic leads, $H_T = \sum_{\alpha=L,R} \sum_k t_{\alpha k} d c_{\alpha k}^\dagger + \text{H.c.}$ is for the tunneling between the leads and the dot, and the low-energy effective Hamiltonian for the central system reads

$$H_{\text{sys}} = \epsilon_D d^\dagger d + \frac{i}{2} \epsilon_M \gamma_1 \gamma_2 + (\lambda d - \lambda^* d^\dagger) \gamma_1. \quad (1)$$

Here $c_{\alpha k}^\dagger (c_{\alpha k})$ and $d^\dagger (d)$ are, respectively, the electron creation (annihilation) operators of the leads and the dot, with the corresponding energies $\varepsilon_{\alpha k}$ and ϵ_D . Particularly, in Eq. (1), the second term describes the paired MBSs generated locally at the ends of the nanowire but with a mutual coupling $\epsilon_M \sim e^{-\ell/\xi}$, where ℓ is the wire length and ξ is the superconducting coherent length. The last term in Eq. (1) describes the tunnel coupling between the dot and the left MBS. For spinless dot level, we can choose a real constant for λ , while in general λ has a phase factor associated with the spin direction.

To solve the transport problem associated with Eq. (1), it is convenient to switch from the Majorana representation to the regular fermion one, through the exact transformation $\gamma_1 = f^\dagger + f$ and $\gamma_2 = i(f^\dagger - f)$. f is the regular fermion operator, satisfying the anti-commutative relation $\{f, f^\dagger\} = 1$. Accordingly, we rewrite H_{sys} as

$$H_{\text{sys}} = \epsilon_D d^\dagger d + \epsilon_M \left(f^\dagger f - \frac{1}{2} \right) + \lambda (d - d^\dagger) (f^\dagger + f). \quad (2)$$

For latter convenience of discussion, we rearrange the tunnel coupling term in Eq. (2) as $H_1 = (\lambda f^\dagger d + \lambda_1 f^\dagger d^\dagger) + \text{H.c.}$ where $\lambda_1 = \lambda$ or 0 corresponds to coupling to a MBS or a regular fermion bound state. In the transformed representation, the basis states of the central system are given by $|n_d n_f\rangle$, with n_d and n_f being 0 or 1 so that we have four basis states $\{|00\rangle, |10\rangle, |01\rangle, |11\rangle\}$.

Rather than the linear response[16], we consider transport through the quantum dot under finite (large) bias (in this regime the temperature can be approximated to zero in calculating the transport currents). This case corresponds to the single dot level deeply buried into the voltage window, which allows us to employ the standard Born-Markov master equation to solve the problem. For the transport setup, the two leads are regarded as a generalized environment, and the embedded system in between the leads as the *system of interest* which is described by the reduced density matrix $\rho(t)$. For the latter use of calculating the noise spectrum, we present below the particle-number resolved version of the master equation for $\rho^{(n)}(t)$ as[23]

$$\begin{aligned} \dot{\rho}^{(n)} = & -i\mathcal{L}\rho^{(n)} - \frac{\Gamma_L}{2} \left(d d^\dagger \rho^{(n)} + \rho^{(n)} d d^\dagger - 2d^\dagger \rho^{(n)} d \right) \\ & - \frac{\Gamma_R}{2} \left(d^\dagger d \rho^{(n)} + \rho^{(n)} d^\dagger d - 2d \rho^{(n-1)} d^\dagger \right), \end{aligned} \quad (3)$$

with “ n ” the electron number transferred through the central system and satisfying $\sum_{n=0}^{\infty} \rho^{(n)}(t) = \rho(t)$. Here

we introduced the Liouvillian as $\mathcal{L}\rho \equiv [H_{\text{sys}}, \rho]$, and the tunneling rate of the dot to the lead as $\Gamma_\alpha = 2\pi g_\alpha |t_\alpha|^2$, with g_α the density of states of the lead α (L or R). Corresponding to Eq. (3), the *unconditional* Lindblad master equation reads $\dot{\rho} = -i\mathcal{L}\rho + \Gamma_L \mathcal{D}[d^\dagger]\rho + \Gamma_R \mathcal{D}[d]\rho$, where $\mathcal{D}[A]\rho \equiv A\rho A^\dagger - \frac{1}{2}\{A^\dagger A, \rho\}$.

Current.—First we consider the transport current, which can be evaluated in a rather simple way as follows. Instead of solving Eq. (3), we evaluate the unconditional Lindblad master equation for $\rho(t)$, and calculate the average occupation of the quantum dot, $\bar{n}_d = \text{Tr}[d^\dagger d \rho(t)]$. Then, the left- and right-lead currents are obtained as

$$I_L(t) = e\Gamma_L(1 - \bar{n}_d), \quad I_R(t) = e\Gamma_R \bar{n}_d. \quad (4)$$

For steady-state currents, analytic results read

$$I_L^s = \frac{e\Gamma_L\Gamma_R}{\Gamma} \left[1 + \frac{4(1/y - 1)\lambda^2}{\Gamma^2 + 4(\epsilon_D^2 + \epsilon_M^2 + 2\lambda^2)} \right], \quad (5a)$$

$$I_R^s = \frac{e\Gamma_L\Gamma_R}{\Gamma} \left[1 + \frac{4(y - 1)\lambda^2}{\Gamma^2 + 4(\epsilon_D^2 + \epsilon_M^2 + 2\lambda^2)} \right]. \quad (5b)$$

Here we introduced the total rate $\Gamma = \Gamma_L + \Gamma_R$, and the asymmetric factor $y = \Gamma_R/\Gamma_L$. Also, in the above results we restore $\lambda_1 = \lambda$ as it should be for coupling to Majorana fermion.

We notice that the first term, $e\Gamma_L\Gamma_R/\Gamma$, is just the steady-state current through a single resonant level without any side coupling, or coupling to a regular fermion bound state. In the latter case, the side coupling does not affect the stationary state, but only affects the transient behaviors (e.g., the noise properties). The second term, in the $I_{L(R)}^s$, originates from the Majorana nature, particularly its hole excitation (antiparticle component). However, of interest is that this term appears as a consequence of the interplay of the electron and hole excitations in the Majorana fermion, but not their separate individual role.

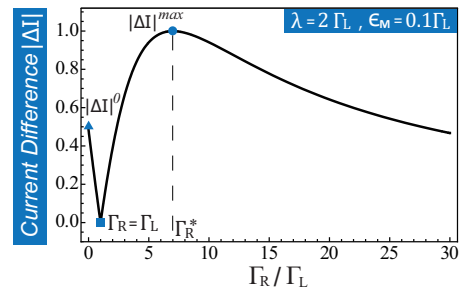


FIG. 2: (Color online) Difference of the *steady-state* source and drain currents, unlike the usual case that is zero, which reveals the Majorana’s unique nature of electron and hole (i.e., the antiparticle component) excitation. This current difference depends on the ratio of Γ_L and Γ_R , which not only indicates the existence (effect) of the Majorana fermion, but also provides an access to extract its coupling amplitude to the quantum dot. In this plot we set $\epsilon_D = 0$.

Moreover, an unusual feature appears that, even in steady state, the source and drain currents are unequal to

one another, with a difference of

$$\Delta I = I_R^s - I_L^s = \frac{4e(\Gamma_R - \Gamma_L)\lambda^2}{\Gamma^2 + 4(\epsilon_D^2 + \epsilon_M^2 + 2\lambda^2)}. \quad (6)$$

This “non-conservation” of currents is originally owing to the presence of superconductor condensate which can absorb and provide electrons. In the emerged Majorana picture, it appears as a consequence of the tunneling-induced creation and annihilation of electron pair in the absence of bias voltage (across the quantum dot), because of the superposition of electron and hole excitations. Based on Eq. (6), one can verify the existence of the Majorana fermion from two aspects. (i) Modulating the quantum dot level by a gate voltage, the current difference will exhibit a Lorentzian “lineshape” for the dot level (ϵ_D) dependence, which centers at the Majorana’s zero energy. (ii) As shown in Fig. 2, the current difference depends on the asymmetry of Γ_L and Γ_R . In particular, we find that (only) for $\Gamma_R = \Gamma_L$ the source and drain currents are equal to each other. And, there exists a special setup with the right rate Γ_R equal to Γ_R^* ,

$$\Gamma_R^* = \Gamma_L + 2\sqrt{\Gamma_L^2 + 2\lambda^2 + \epsilon_D^2 + \epsilon_M^2}, \quad (7)$$

the current difference reaches a maximum

$$\Delta I^{max} = \frac{2e\lambda^2}{\Gamma_R^* + \Gamma_L} \quad (8)$$

This simple result can also be used to justify the existence of the Majorana fermion, and to extract its coupling amplitude (λ) to the quantum dot as well.

Shot Noise.— As recognized in quantum transport, the shot noise can carry valuable information beyond the steady-state current. We therefore, in the following, further explore the shot noise properties of our setup. Specifically, we consider the current correlator $S_\alpha(t) = \frac{1}{2}\langle\{\delta I_\alpha(t), \delta I_\alpha(0)\}\rangle$, with $\alpha = L$ and R and $\delta I_\alpha(t) = I_\alpha(t) - I_\alpha^s$. Here I_α^s is the steady-state current in the α -th lead; and the (quantum statistical) average in defining the correlator is over the steady state as well. The shot noise spectrum, i.e., the Fourier transform of $S_\alpha(t)$, can be calculated most conveniently within the number-resolved master equation formalism using the McDonald’s formula [23]

$$S_\alpha(\omega) = 2e^2\omega \int_0^\infty d\tau \sin(\omega\tau) \frac{d}{d\tau} [\langle n_\alpha^2(\tau) \rangle - \langle n_\alpha(\tau) \rangle^2], \quad (9)$$

where $\langle n_\alpha(\tau) \rangle \equiv \sum_{n_\alpha} n_\alpha \rho^{(n_\alpha)}(\tau)$, and $\langle n_\alpha^2(\tau) \rangle \equiv \sum_{n_\alpha} n_\alpha^2 \rho^{(n_\alpha)}(\tau)$. Here, $\rho^{(n_\alpha)}(\tau)$ is defined by counting the electron number “ n_α ” through the α -th junction starting from an arbitrary moment in the steady state. Therefore, we have $\langle n_\alpha(\tau) \rangle = I_\alpha^s \tau$. To calculate $\langle n_\alpha^2(\tau) \rangle$, combining the number-resolved master equation, we can construct its equation-of-motion (EOM). Then, Laplace transforming the EOM and solving the resultant algebraic equations can directly give the result of $S_\alpha(\omega)$, by noting that the integral in Eq. (9) is actually a Laplace transformation since, $\sin(\omega\tau) = \frac{1}{2i}(e^{i\omega\tau} - e^{-i\omega\tau})$.

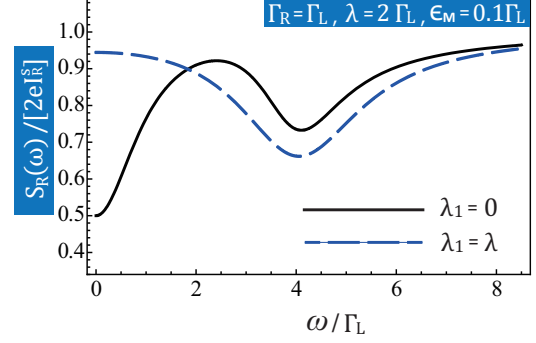


FIG. 3: (Color online) Shot noise which reveals a spectral *dip* and a zero-frequency *enhancement effect*. The former reflects a coherent oscillation in the system which indicates the formation of a bound state coupled to the quantum dot, while the latter originates from the peculiar nature of the Majorana excitation. $\lambda_1 = \lambda$ corresponds to coupling to the Majorana bound state, while $\lambda_1 = 0$ to a regular bound state. As in Fig. 2, we set also $\epsilon_D = 0$ in this figure.

Figure 3 displays a representative result for the shot noise spectrum. First, we notice that a spectral *dip* appears at the frequency $\omega_c \simeq 2\lambda$ (for $\epsilon_D = 0$ and small ϵ_M), which reflects an existence of coherent oscillations in the central system, with the characteristic frequency ω_c . This is an important signature, since it indicates the emergence of *bound states* at the ends of the wire with discrete energy, gapped from other higher energy continuum. At this point, we should keep in mind that the quantum dot is coupled to a nanowire, so in the usual case the wire states are extended and have almost continuous energies, which cannot support coherent oscillations as indicated by the spectral dip in Fig. 3. As a comparison, we plot in Fig. 3 as well the result for the same quantum dot and with the same strength (λ) coupled to a regular bound state. While an “oscillation dip” appears similarly at the same frequency, nevertheless the zero (and low) frequency noise differs remarkably from the Majorana case.

To characterize the zero frequency noise, we employ the well-known Fano Factor, $F_\alpha = S_\alpha(0)/2eI_\alpha^s$. For symmetric rates $\Gamma_R = \Gamma_L = \Gamma_0$, we find $F_L = F_R$ and denote the Fano factor simply by F . Analytically, we obtain

$$F - F^{(R)} = \frac{2\lambda^2\lambda_1^2}{(\Gamma_0^2 + \epsilon_M^2)(\lambda^2 + \lambda_1^2) + 4\lambda^2\lambda_1^2}. \quad (10)$$

Here $F^{(R)}$ is the Fano factor for coupling to a regular (R) bound state. Also, in this result we distinguish the coupling amplitudes λ and λ_1 (introduced previously in the coupling Hamiltonian). We notice that λ and λ_1 play identical (symmetric) role and the difference, Eq. (10), vanishes if any of the amplitudes disappears. We then understand that the zero-frequency noise enhancement is arising from the peculiar nature of the Majorana excitation. Therefore, the noise enhancement effect in Fig. 3 is another useful signature for Majorana excitation at the ends

of the nanowire. Also, Eq. (10) can be used to extract the important parameters of the Majorana's mutual interaction (ϵ_M) and its coupling with the quantum dot (λ). In particular, based on Eq. (10), an even simpler result can be obtained in the limit $\epsilon_M \rightarrow 0$ by noting $\lambda_1 = \lambda$ for Majorana fermion. That is, $F = 1 - \frac{1}{2}[1 + 2(\lambda/\Gamma_0)^2]^{-1}$. This result provides a very simple relation between the Fano factor and the scaled coupling amplitude (λ/Γ_0).

Now we consider $\Gamma_L \neq \Gamma_R$. Taking the limit $\epsilon_M \rightarrow 0$ and setting $\epsilon_D = 0$, we obtain

$$F_R = \frac{\Gamma_L^2 + \Gamma_R^2}{\Gamma^2} + \frac{8\Gamma_R\Gamma_L\lambda^2[(5-3y)\Gamma^2 + 16\lambda^2]}{\Gamma^2(\Gamma^2 + 8\lambda^2)^2}, \quad (11a)$$

$$F_L = \frac{\Gamma_L^2 + \Gamma_R^2}{\Gamma^2} + \frac{8\Gamma_R\Gamma_L\lambda^2[(5-3/y)\Gamma^2 + 16\lambda^2]}{\Gamma^2(\Gamma^2 + 8\lambda^2)^2}, \quad (11b)$$

We notice that the first term in F_L and F_R is the Fano factor corresponding to transport through an isolated single-level quantum dot [24], while the second term arises from coupling to Majorana fermion. If $\Gamma_L \neq \Gamma_R$, we find $F_R - F_L = 24(\Gamma_L - \Gamma_R)\Gamma\lambda^2/(\Gamma^2 + 8\lambda^2)^2 \neq 0$. (This difference vanishes when $\Gamma_L = \Gamma_R$.) As a final remark, we notice that the steady-state current through the quantum dot cannot reveal the Majorana information in the symmetric case ($\Gamma_L = \Gamma_R$). However, the Fano factor given above carries such information, since the second term in $F_{L(R)}$ does not vanish when $y = 1$. Note also that, if the quantum dot couples to a regular bound state (another dot), the zero frequency noise (Fano factor) is the same as the first term of the above $F_{L(R)}$, being unaffected by the side coupling.

Experimental Feasibility.— The semiconductor nanowire sketched in Fig. 1 can be the InSb wire utilized in the recent experiment [22]. The InSb nanowire has

a large g -factor ($g \simeq 50$), and a strong Rashba-type spin-orbit interaction (with energy $\sim 50 \mu\text{eV}$). For an applied magnetic field of 0.15 Tesla, the Zeeman splitting, $E_z \simeq 225 \mu\text{eV}$, starts to exceed the induced superconducting gap $\Delta \simeq 200 \mu\text{eV}$, thus being able to support the emergence of Majorana fermion at the ends of the InSb nanowire. Therefore, a low temperature such as $T = 100 \text{ mK}$ can suppress the thermal excitation of the Majorana zero mode to higher energy states. As a consequence, the condition $k_B T < eV < E_z$ defines a broad range of bias voltage across the quantum dot to detect the Majorana's existence and its coherent dynamics. For the latter purpose, one may tune the tunneling rates $\Gamma_{L(R)}$ and the coupling energy λ to the order of a few μeV , which can maintain a coherent oscillation between the QD and the Majorana states, provided the system has a coherence time longer than nanoseconds. Moreover, the above parameters can guarantee a *large* bias condition for electron transport through the quantum dot, which is needed to ensure the employed master equation applicable. The above estimates indicate that the proposed measurement scheme in this work is feasible by the present state-of-the-art experiment.

Summary.— We have proposed a quantum dot transport scheme to detect the existence and coherent dynamics of Majorana fermion. To be specific, we considered the quantum dot being tunnel-coupled to a semiconductor nanowire which is anticipated to generate Majorana excitations under appropriate conditions. We carried out peculiar signatures in both the steady state current and shot noise for our demonstrating purpose.

Acknowledgments.— We thank Ming Gong and Supeng Kou for stimulating discussions. This work was supported by the NNSF of China (No. 101202101), and the Major State Basic Research Project of China (Nos. 2011CB808502 & 2012CB932704).

-
- [1] E. Majorana, *Nuovo Cimento* **14**, 171 (1937).
 - [2] F. Wilczek, *Nat. Phys.* **5**, 614 (2009); M. Franz, *Physics* **3**, 24 (2010).
 - [3] A. Y. Kitaev, *Physics-Uspekhi* **44**, 131 (2001).
 - [4] R. M. Lutchyn, J. D. Sau, and S. Das Sarma, *Phys. Rev. Lett.* **105**, 077001 (2010).
 - [5] Y. Oreg, G. Refael, and F. von Oppen, *Phys. Rev. Lett.* **105**, 177002 (2010).
 - [6] J. D. Sau, R. M. Lutchyn, S. Tewari, and S. Das Sarma, *Phys. Rev. Lett.* **104**, 040502 (2010).
 - [7] J. D. Sau, S. Tewari, and S. Das Sarma, *Phys. Rev. B* **85**, 064512 (2012).
 - [8] L. Fu and C. L. Kane, *Phys. Rev. Lett.* **100**, 096407 (2008).
 - [9] J. Alicea, *Phys. Rev. B* **81**, 125318 (2010).
 - [10] A. Y. Kitaev, *Ann. Phys. (N.Y.)* **303**, 2 (2003).
 - [11] A. Stern, *Nature (London)* **464**, 187 (2010).
 - [12] C. Nayak, S. H. Simon, A. Stern, M. Freedman, and S. Das Sarma, *Rev. Mod. Phys.* **80**, 1083 (2008).
 - [13] J. Alicea, Y. Oreg, G. Refael, F. von Oppen, and M. P. A. Fisher, *Nature Physics* **7**, 412 (2011).
 - [14] G. Moore and N. Read, *Nuclear Physics B* **360**, 362 (1991).
 - [15] N. Read and D. Green, *Phys. Rev. B* **61**, 10267 (2000).
 - [16] D. E. Liu and H. U. Baranger, *Phys. Rev. B* **84**, 201308 (2011).
 - [17] C.J. Bolech and E. Demler, *Phys. Rev. Lett.* **98**, 237002 (2007).
 - [18] K. T. Law, P. A. Lee, and T. K. Ng, *Phys. Rev. Lett.* **103**, 237001 (2009).
 - [19] J. Nilsson, A. R. Akhmerov, and C. W. J. Beenakker, *Phys. Rev. Lett.* **101**, 120403 (2008).
 - [20] S. Tewari, C. Zhang, S. Das Sarma, C. Nayak, and D. H. Lee, *Phys. Rev. Lett.* **100**, 027001 (2008).
 - [21] L. Fu and C. L. Kane, *Phys. Rev. B* **79**, 161408 (2009).
 - [22] V. Mourik, K. Zuo, S. M. Frolov, S. R. Plissard, E. P. A. M. Bakkers, L. P. Kouwenhoven, *Science* **1222360** (12 April 2012).
 - [23] X. Q. Li, P. Cui, and Y. J. Yan, *Phys. Rev. Lett.* **94**, 066803 (2005); X. Q. Li, J. Luo, Y. G. Yang, P. Cui, and Y. J. Yan, *Phys. Rev. B* **71**, 205304 (2005).
 - [24] L. Y. Chen and C. S. Ting, *Phys. Rev. B* **43**, 4534 (1991).