

$t\bar{t}W^\pm$ production and decay at NLO

John M. Campbell and R. Keith Ellis
Fermilab, Batavia, IL 60510, USA
E-mails: johnmc@fnal.gov, ellis@fnal.gov.

ABSTRACT: We present results for the production of a top pair in association with a W -boson at next-to-leading order. We have implemented this process into the parton-level integrator MCFM including the decays of both the top quarks and the W -bosons with full spin correlations. Although the cross section for this process is small, it is a Standard Model source of same-sign lepton events that must be accounted for in many new physics searches. For a particular analysis of same-sign lepton events in which b -quarks are also present, we investigate the effect of the NLO corrections as a function of the signal region cuts.

KEYWORDS: QCD, Hadron colliders, LHC

Contents

1	Introduction	1
2	$t\bar{t}W$ production without decay	1
3	$t\bar{t}W$ production including decay	4
4	Same-sign lepton events	5
5	Conclusions	8

1 Introduction

In this note we present results for the production of a top quark pair in association with a W -boson, calculated at next-to-leading order (NLO) in QCD. The core of the calculation, performed at amplitude level, is essentially identical to the calculation performed for the $b\bar{b}W$ process in ref. [1], where results were given retaining the mass of the b quark. Since the calculation is performed at amplitude level we can treat the top quarks as on-shell but include the effects of decay, retaining all spin correlations [2, 3]. The decay is included using a generalization of the amplitude method described in ref. [3]. The complete process has been implemented into MCFM v6.3.

2 $t\bar{t}W$ production without decay

To set the scene we display lowest order cross sections for several processes in which a $t\bar{t}$ pair is produced in association with a massive boson in Fig. 1. These are the total cross sections without branching ratios to observable modes and we consider LHC operating energies from 7 to 14 TeV. We note that, since we are presenting results for a proton-proton collider, the rates for $t\bar{t}W^+$ and $t\bar{t}W^-$ are not equal. As well as the $t\bar{t}W$ process we have included the LO rates for $t\bar{t}Z$ and $t\bar{t}H$, which are of a similar size. At the current energy of the LHC, $\sqrt{s} = 7, 8$ TeV, the cross sections are quite small, so that measurements of these processes may have to wait for data produced at the maximum energy of the LHC machine. Despite the fact that measurements have not yet been performed, these processes already play a role in searches for new physics. For this reason it is essential that the best possible theoretical predictions for these processes are made available. Next-to-leading order corrections to the Higgs signal process at the LHC were presented in Refs. [4–6] and the $t\bar{t}Z$ process has also been computed at this level [7–10]. Here we focus on results for the remaining $t\bar{t}W$ process.

In passing we note that the production of other particles in association with a top quark pair has also been considered in the literature. For example, NLO results for the production of $t\bar{t}$ +jet were presented in ref. [11] and predictions for $t\bar{t}\gamma$ were given in ref. [12]. The $t\bar{t}b\bar{b}$ process was also computed at NLO in refs. [13–16]. We shall not comment further on these processes since they are not the focus of this paper.

Before proceeding to consider results for the $t\bar{t}W$ cross section including the decay, we present NLO results for the $t\bar{t}W$ cross section for a stable top quark and top antiquark. After adjusting the

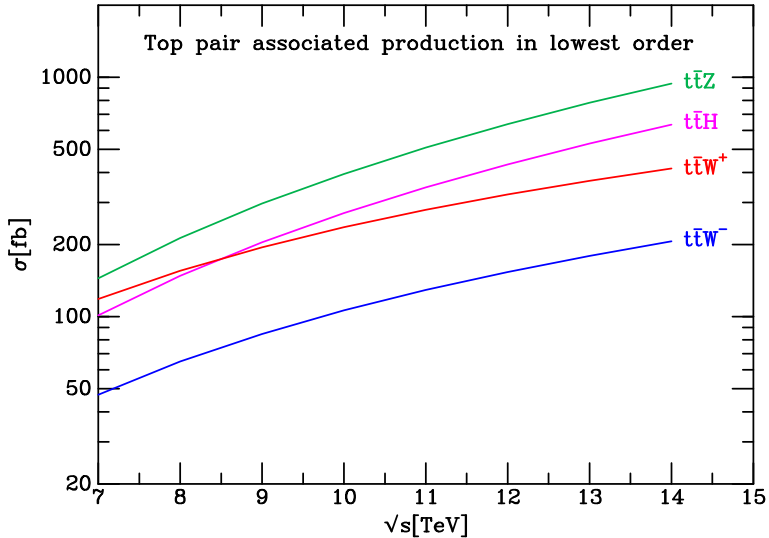


Figure 1. Lowest order cross sections for several processes in which a $t\bar{t}$ pair is produced in association with a boson at a pp collider, as a function of the centre of mass energy. Renormalization and factorization scales have been set equal to $m_t = 172.5$ GeV and the $t\bar{t}H$ process is computed for a Higgs mass of 125 GeV.

mass parameter, this calculation is essentially identical to our $b\bar{b}W$ calculation presented in ref. [1]. We note that a value for the NLO rate for the process $t\bar{t}W^+$ at $\sqrt{s} = 7$ TeV has been given in Ref. [17], although to the best of our knowledge no detailed phenomenological studies have been performed.

Throughout this paper we use the following electroweak parameters,

$$M_W = 80.398 \text{ GeV}, \quad \Gamma_W = 2.1054 \text{ GeV}, \quad G_F = 1.16639 \times 10^{-5} \text{ GeV}^{-2}, \quad (2.1)$$

and take the top and bottom quark pole masses to be,

$$m_t = 172.5 \text{ GeV}, \quad m_b = 4.7 \text{ GeV}. \quad (2.2)$$

For the parton distribution functions (pdfs) we use the sets of Martin, Stirling, Thorne and Watt [18]. For the calculation of the LO results presented here we employ the LO pdf fit, with 1-loop running of the strong coupling and $\alpha_s(M_Z) = 0.13939$. Similarly, at NLO we use the NLO pdf fit, with $\alpha_s(M_Z) = 0.12018$ and 2-loop running.

We begin by assessing the scale dependence of the predictions at LO and NLO. This is particularly interesting since one might imagine a rather wide possible choice of scales, say from m_t to $2m_t + m_W$. Our results for the LHC operating at $\sqrt{s} = 7, 8$ and 14 TeV, (setting the renormalization scale μ_r and factorization scale μ_f equal to a common scale μ), are shown in Figs. 2, 3 and 4 respectively. As expected, the scale dependence is reduced after including the NLO effects and the behavior of the predictions for $t\bar{t}W^+$ and $t\bar{t}W^-$ is very similar. Qualitatively the scale dependence is also very similar at $\sqrt{s} = 7$ and 8 TeV. However, at 14 TeV the contribution to the cross section from quark-gluon initial states, that enter the calculation for the first time at $O(\alpha_s^3)$, is much more important. Since this is a LO contribution the inherent scale dependence is uncanceled. As a result the improvement in scale dependence from LO to NLO is less dramatic at 14 TeV.

We now present our best predictions for the cross sections for this process at LO and NLO, together with an assessment of the theoretical uncertainty at each order. Our predictions at the various LHC

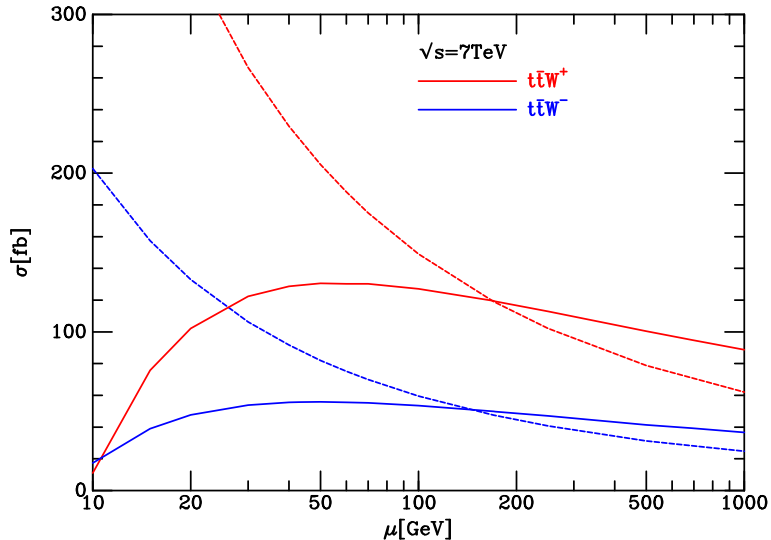


Figure 2. Dependence of the total $t\bar{t}W^\pm$ cross sections on the renormalization and factorization scales μ at $\sqrt{s} = 7$ TeV. The scale dependence is reduced going from LO (dashed curves) to NLO (solid curves).

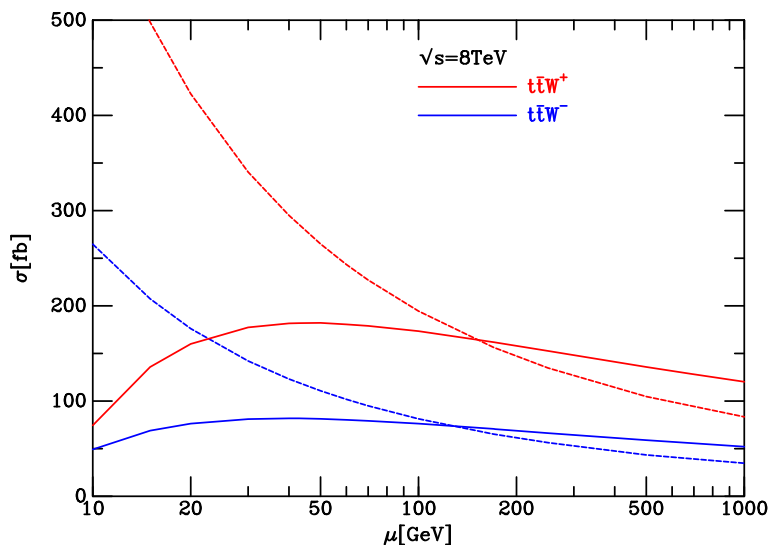


Figure 3. As in Fig. 2 but at $\sqrt{s} = 8$ TeV.

operating energies are given in Table 1. The central value of the cross sections corresponds to a scale $\mu_r = \mu_f = m_t$ and the central pdf set. The first uncertainty corresponds to a variation of the scales in the range $[m_t/4, 4m_t]$, which spans most of the conceivably relevant kinematic region. The second uncertainty originates from the pdf fitting procedure and is computed with the 90% confidence-level pdf sets and procedure of Ref. [18]. At NLO, where uncertainty sets are available that include both pdf and α_s uncertainties, we use the method of Ref. [19] to also include the 90% confidence level uncertainty in $\alpha_s(M_Z)$ (corresponding to $0.1163 < \alpha_s(M_Z) < 0.1233$). Even considering the generous

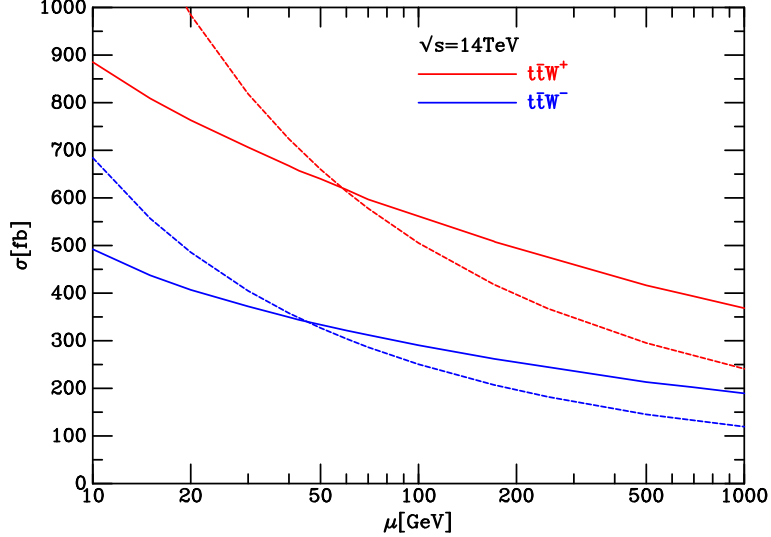


Figure 4. As in Fig. 2 but at $\sqrt{s} = 14$ TeV.

$t\bar{t}W^+$	$\sqrt{s} = 7$ TeV	$\sqrt{s} = 8$ TeV	$\sqrt{s} = 14$ TeV
LO	$118^{+87\%}_{-40\%}$ (scale) $^{+6\%}_{-6\%}$ (pdf)	$156^{+83\%}_{-39\%}$ (scale) $^{+6\%}_{-5\%}$ (pdf)	$416^{+68\%}_{-36\%}$ (scale) $^{+4\%}_{-4\%}$ (pdf)
NLO	$119^{+8\%}_{-20\%}$ (scale) $^{+7\%}_{-8\%}$ (pdf+ α_s)	$161^{+12\%}_{-20\%}$ (scale) $^{+7\%}_{-8\%}$ (pdf+ α_s)	$507^{+29\%}_{-22\%}$ (scale) $^{+7\%}_{-8\%}$ (pdf+ α_s)
$t\bar{t}W^-$	$\sqrt{s} = 7$ TeV	$\sqrt{s} = 8$ TeV	$\sqrt{s} = 14$ TeV
LO	$47^{+87\%}_{-41\%}$ (scale) $^{+6\%}_{-6\%}$ (pdf)	$65^{+84\%}_{-40\%}$ (scale) $^{+5\%}_{-6\%}$ (pdf)	$206^{+68\%}_{-36\%}$ (scale) $^{+4\%}_{-5\%}$ (pdf)
NLO	$50^{+12\%}_{-21\%}$ (scale) $^{+6\%}_{-8\%}$ (pdf+ α_s)	$71^{+16\%}_{-21\%}$ (scale) $^{+6\%}_{-8\%}$ (pdf+ α_s)	$262^{+31\%}_{-23\%}$ (scale) $^{+7\%}_{-8\%}$ (pdf+ α_s)

Table 1. Leading and NLO cross sections in femtobarns, with relative theoretical uncertainties estimated from scale dependence (in the range $\mu = m_t/4, m_t, 4m_t$) and 90% confidence pdf uncertainty sets (including also α_s variation at NLO).

90% confidence-level ranges we have considered, the uncertainty from the pdf and α_s determination is smaller than the residual scale uncertainty of the NLO calculation. At 14 TeV this combined uncertainty is a factor of three smaller than the uncertainty from the scale dependence. In summary, although the cross section has a smaller uncertainty at NLO than at LO, the combined theoretical uncertainty is still sizeable (at best in the range of 30-40%) and grows with energy.

3 $t\bar{t}W$ production including decay

One of the advantages of the amplitude method is that it allows inclusion of the decay of the top quark and subsequent decay of the W -boson, with all the correct spin correlations included. An example of a lowest order diagram, that displays the full decay chain that we include, is shown in Fig. 5. The inclusion of these decays is achieved with very little computational cost due to the fact that we can factorize all amplitudes into production and decay stages, see for example ref. [3]. In view of the

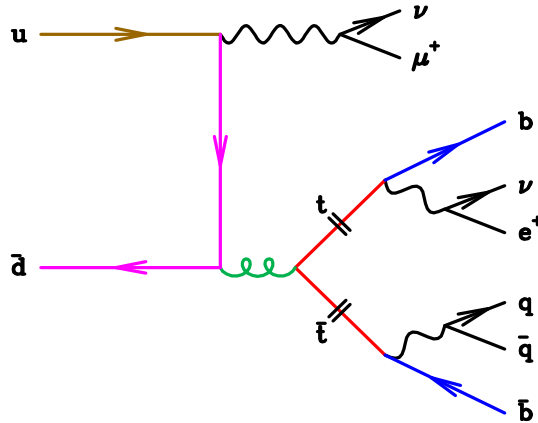


Figure 5. Example of a leading order diagram leading to a same-sign lepton event. The double lines indicate that the top and anti-top are on mass shell.

smallness of the cross section we have not yet implemented radiative corrections in the decay of the top quark, although such an extension would be straightforward.

Our calculation can also be used to assess the effects of radiative corrections in kinematic regions that are relevant for new physics searches. We shall study this in the following section, focussing in particular on same-sign lepton searches.

4 Same-sign lepton events

As can be seen from Fig. 5, the $t\bar{t}W$ process can lead to final states that contain same-sign leptons, a relatively rare phenomenon in the Standard Model. As such, these final states form the basis of many searches for theories of new physics, in particular supersymmetry, that could give rise to much higher rates. These searches can focus solely on the presence of two same-sign dileptons [20] or, more often, also require missing transverse momentum and jets [21–23]. The jets that are present may also be b -tagged [24].

Same-sign lepton events originating from the Standard Model are experimentally of three types. The first category is fakes, for instance when a hadron is misidentified as a lepton. The second, “q-flips” occurs when a lepton charge is mis-assigned so that an opposite-sign event enters the same-sign sample. Both of these categories are difficult to assess theoretically and must be estimated by data-driven techniques that rely on detailed detector simulation. The final category is comprised of rare Standard Model background processes that, in general, cannot be measured with current data samples. As a result, at present same-sign dilepton analyses must rely on theoretical calculations for an assessment of this form of background.

Examples of rare Standard Model backgrounds are:

1. W^+Z , W^-Z and ZZ production, with $W^\pm \rightarrow \ell^\pm\nu$, $Z \rightarrow \ell^-\ell^+$. These processes can be computed at NLO accuracy including all spin correlations, see for instance Refs. [25, 26]. Predictions at NLO, interfaced with a parton shower framework, are also available [27, 28].
2. $W^\pm W^\pm$ +dijets, with $W^\pm \rightarrow \ell^\pm\nu$. This process has been computed at NLO and included in the POWHEG framework [29].

3. $W^\pm W^\pm$ production in vector boson fusion, with $W^\pm \rightarrow \ell^\pm \nu$. The NLO corrections to this process were presented in Ref. [30].
4. WWW , W^+W^-Z , ZZZ in various decay channels, producing same-sign leptons with either additional leptons or jets. Predictions for these processes are available at NLO [31, 32].
5. $t\bar{t}Z$ production, with at least one of the top quarks decaying semi-leptonically. This cross-section is available at the NLO level [7–10], but unlike our $t\bar{t}W$ calculation the complete spin correlations are not included at NLO.
6. $t\bar{t}W$ production, with one top quark decaying semi-leptonically and the other hadronically. The prediction of $t\bar{t}W$ processes at NLO with subsequent decays (such as the one in the previous sentence) is the subject of this paper.

The relative size of these various backgrounds is dictated by the further event selections that are applied in the search. If the signal region is defined by the presence of additional jets, for instance, then the diboson backgrounds shown above are relatively suppressed. Requiring that such jets are b -tagged favors both of the associated top production processes, where two b -quarks are naturally produced.

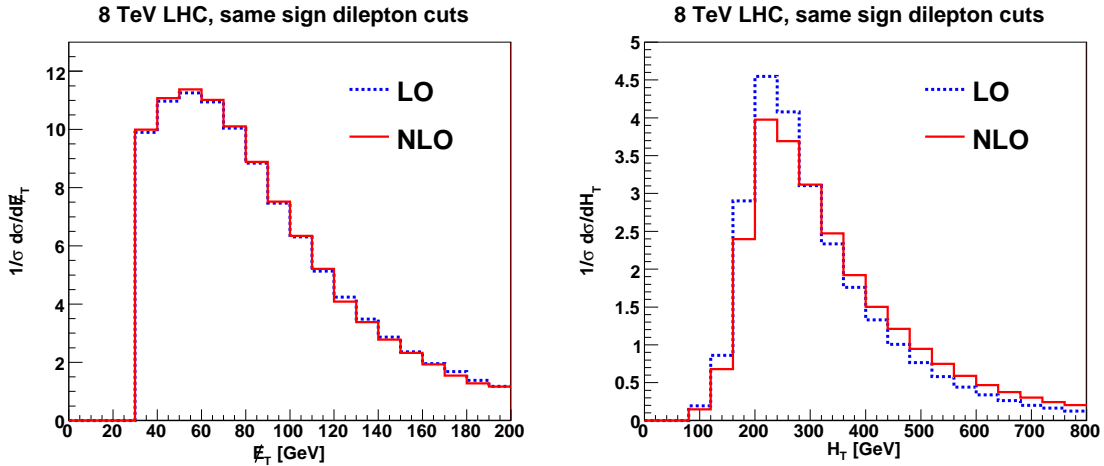


Figure 6. The distributions of \cancel{E}_T (left) and H_T (right) for the $t\bar{t}W^+$ process, with the top quark decaying leptonically and the antitop quark hadronically. The calculation is performed for the 8 TeV LHC, under the same-sign dilepton cuts described in the text. The LO prediction is the dashed (blue) histogram while the NLO prediction is solid (red).

As an example that is especially sensitive to the $t\bar{t}W$ Standard Model process, we focus on a recent CMS analysis that requires the presence of same-sign dileptons, missing transverse momentum and b -tagged jets [24]. We will provide predictions for the $t\bar{t}W$ background, with one top quark decaying leptonically and the other hadronically, that would be relevant for this search if it were repeated at 8 TeV. Adopting the cuts from Ref. [24], we require two same-sign leptons in the acceptance range,

$$p_T(\text{lepton}) > 20 \text{ GeV}, \quad |\eta(\text{lepton})| < 2.4. \quad (4.1)$$

Signal region	SR1/SR2	SR3	SR4	SR5	SR6
\cancel{E}_T cut [GeV]	30	120	50	50	120
H_T cut [GeV]	80	200	200	320	320
σ_{LO}^{++}	$0.42^{+83\%+6\%}_{-40\%-5\%}$	$0.098^{+93\%+7\%}_{-42\%-6\%}$	$0.29^{+83\%+6\%}_{-41\%-6\%}$	$0.14^{+86\%+7\%}_{-43\%-6\%}$	$0.064^{+98\%+8\%}_{-42\%-7\%}$
σ_{NLO}^{++}	$0.42^{+7\%+7\%}_{-19\%-8\%}$	$0.096^{+6\%+4\%}_{-22\%-9\%}$	$0.30^{+10\%+7\%}_{-20\%-8\%}$	$0.16^{+31\%+7\%}_{-25\%-8\%}$	$0.068^{+18\%+5\%}_{-26\%-10\%}$
σ_{LO}^{--}	$0.17^{+88\%+6\%}_{-35\%-6\%}$	$0.037^{+92\%+7\%}_{-41\%-7\%}$	$0.12^{+83\%+6\%}_{-42\%-6\%}$	$0.051^{+94\%+7\%}_{-41\%-7\%}$	$0.023^{+96\%+8\%}_{-43\%-8\%}$
σ_{NLO}^{--}	$0.19^{+11\%+6\%}_{-21\%-8\%}$	$0.038^{+8\%+7\%}_{-21\%-8\%}$	$0.13^{+15\%+7\%}_{-23\%-8\%}$	$0.067^{+42\%+7\%}_{-28\%-8\%}$	$0.025^{+24\%+7\%}_{-24\%-7\%}$

Table 2. Definition of signal regions and cross sections in femtobarns for a single flavor of lepton in each leptonic W decay. The first quoted uncertainty corresponds to variation of the scale by a factor of four in each direction about the central value, $\mu = m_t$. The second range corresponds to the 90% confidence level pdf uncertainty (LO) or pdf+ α_s uncertainty (NLO).

Jets are clustered according to the anti- k_T algorithm with a distance parameter $D = 0.5$ and we require that the algorithm finds at least two jets that satisfy,

$$p_T(\text{jet}) > 40 \text{ GeV} , \quad |\eta(\text{jet})| < 2.5 . \quad (4.2)$$

Two of these jets should contain the b and \bar{b} quarks. Finally, we require that the missing transverse momentum, which in our calculation is given by the magnitude of the vector sum of the two neutrino four-momenta, is greater than 30 GeV.

We follow the division of events into signal regions that is presented in Ref. [24]. These regions are defined by minimum cuts on the missing transverse momentum and the variable H_T that is defined by,

$$H_T = \sum_i p_T(\text{jet } i) , \quad (4.3)$$

i.e. it is the scalar sum of the jet transverse momenta. Since these observables are crucial in the definition of the signal regions, in Fig. 6 we present our predictions for them obtained at LO and NLO. These predictions are for a pair of positively-charged leptons, i.e. the $t\bar{t}W^+$ process, although they do not differ greatly for the negatively-charged pair ($t\bar{t}W^-$). We see that, although the shape of the missing transverse momentum distribution is unaffected by radiative corrections, the shape of the H_T distribution is changed considerably. At NLO the peak around 250 GeV is reduced but the tail is somewhat higher.

Our results for the various signal regions at 8 TeV are presented in Table 2. Note that we show predictions for positively- and negatively-charged lepton pairs separately and not the sum. As such, regions SR1 and SR2 of Ref. [24] are conflated. Moreover, our process contains only two b -quarks and so does not contribute to the region SR7. The change in cross section from LO to NLO in each of the signal regions is relatively mild but the reduction in theoretical uncertainty from the choice of scale is substantial. Both the change in cross section and the associated scale uncertainty are largest for SR5, one of the regions defined by the largest H_T cut. Since the \cancel{E}_T cut is relatively small for this region, these results can be explained by the fact that the calculation is more susceptible to the change in shape of the H_T distribution shown in Fig. 6. We explore the effect of the NLO corrections to the positively-charged dilepton process more generally in Fig. 7. The figure shows the K -factor, i.e. the

ratio of the NLO and LO predictions, as a function of the \cancel{E}_T and H_T cuts in the range 30–130 GeV (\cancel{E}_T) and 80–500 GeV (H_T). The K -factor is evaluated at our central scale choice, $\mu_r = \mu_f = m_t$. For most of these choices the K -factor is close to unity, with the value rising as the H_T cut is raised and the \cancel{E}_T cut is reduced.

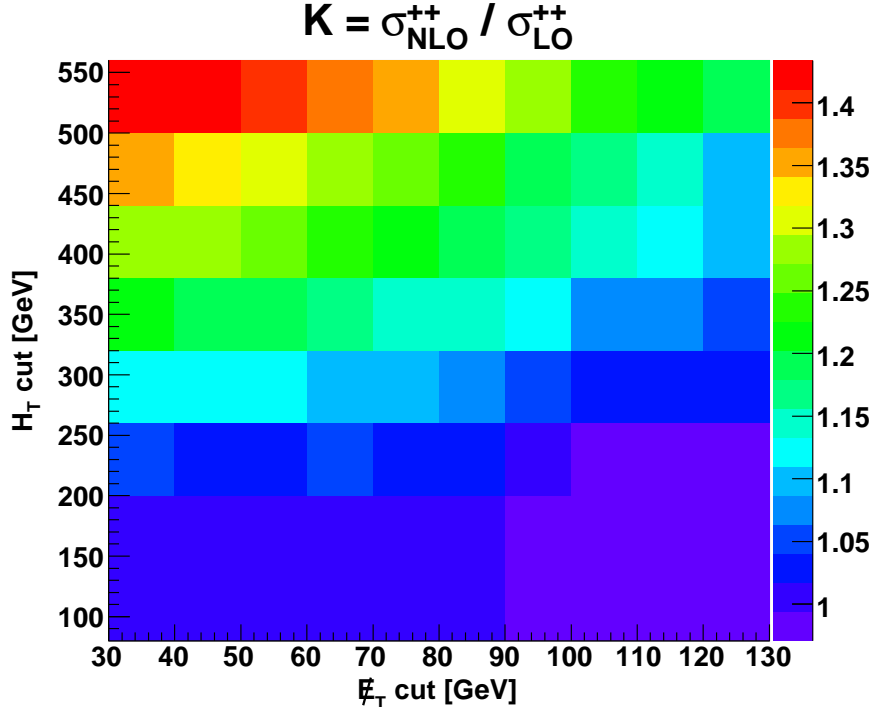


Figure 7. The dependence of the K -factor for the positively-charged dilepton process on the cuts that are applied to \cancel{E}_T and H_T . The K -factor is defined for $\mu = m_t$,

5 Conclusions

We have presented first NLO results on the process $t\bar{t}W^\pm$ including the decay of the top quark and the vector bosons. The cross section has interest, both as a Standard Model measurement, and as a source of events that contain same-sign leptons, missing energy, jets and b -quarks.

At all potential LHC operating energies, between 7 and 8 TeV, evaluating cross sections with a central scale choice of $\mu = m_t$ leads to very little enhancement of the LO cross section at NLO. For a large scale choice, such as $\mu = 2m_t + m_W$ the K -factor is in the region 1.3–1.4. Considering scale variation and the combined pdf and α_s uncertainty, the overall accuracy of the NLO prediction is at the level of 30% at best.

At NLO the H_T observable, defined as the scalar sum of all jet transverse momenta in the event, is subject to important NLO corrections. These cause more events to be found at high H_T so that NLO effects are more pronounced as progressively harder cuts on H_T are performed. This is of particular interest in the same-sign dilepton channel, where cuts of exactly this nature are usually performed in order to maximize the sensitivity to new physics.

Acknowledgments

We gratefully acknowledge useful conversations with Frank Petriello. This research is supported by the US DOE under contract DE-AC02-06CH11357.

References

- [1] S. Badger, J. M. Campbell, and R. Ellis, *QCD corrections to the hadronic production of a heavy quark pair and a W-boson including decay correlations*, *JHEP* **1103** (2011) 027, [[arXiv:1011.6647](#)].
- [2] J. M. Campbell, R. K. Ellis, and F. Tramontano, *Single top production and decay at next-to-leading order*, *Phys.Rev.* **D70** (2004) 094012, [[hep-ph/0408158](#)].
- [3] J. M. Campbell and R. K. Ellis, *Top-quark processes at NLO in production and decay*, [arXiv:1204.1513](#).
- [4] W. Beenakker, S. Dittmaier, M. Kramer, B. Plumper, M. Spira, et al., *NLO QCD corrections to t anti-t H production in hadron collisions*, *Nucl.Phys.* **B653** (2003) 151–203, [[hep-ph/0211352](#)].
- [5] S. Dawson, L. Orr, L. Reina, and D. Wackerroth, *Associated top quark Higgs boson production at the LHC*, *Phys.Rev.* **D67** (2003) 071503, [[hep-ph/0211438](#)].
- [6] S. Dawson, C. Jackson, L. Orr, L. Reina, and D. Wackerroth, *Associated Higgs production with top quarks at the large hadron collider: NLO QCD corrections*, *Phys.Rev.* **D68** (2003) 034022, [[hep-ph/0305087](#)].
- [7] A. Lazopoulos, K. Melnikov, and F. J. Petriello, *NLO QCD corrections to the production of t \bar{t} Z in gluon fusion*, *Phys.Rev.* **D77** (2008) 034021, [[arXiv:0709.4044](#)].
- [8] A. Lazopoulos, T. McElmurry, K. Melnikov, and F. Petriello, *Next-to-leading order QCD corrections to t \bar{t} Z production at the LHC*, *Phys.Lett.* **B666** (2008) 62–65, [[arXiv:0804.2220](#)].
- [9] A. Kardos, Z. Trocsanyi, and C. Papadopoulos, *Top quark pair production in association with a Z-boson at NLO accuracy*, *Phys.Rev.* **D85** (2012) 054015, [[arXiv:1111.0610](#)].
- [10] M. Garzelli, A. Kardos, C. Papadopoulos, and Z. Trocsanyi, *Z0 - boson production in association with a top anti-top pair at NLO accuracy with parton shower effects*, [arXiv:1111.1444](#).
- [11] K. Melnikov, A. Scharf, and M. Schulze, *Top quark pair production in association with a jet: QCD corrections and jet radiation in top quark decays*, *Phys.Rev.* **D85** (2012) 054002, [[arXiv:1111.4991](#)].
- [12] K. Melnikov, M. Schulze, and A. Scharf, *QCD corrections to top quark pair production in association with a photon at hadron colliders*, *Phys.Rev.* **D83** (2011) 074013, [[arXiv:1102.1967](#)].
- [13] A. Bredenstein, A. Denner, S. Dittmaier, and S. Pozzorini, *NLO QCD corrections to t anti-t b anti-b production at the LHC: 1. Quark-antiquark annihilation*, *JHEP* **0808** (2008) 108, [[arXiv:0807.1248](#)].
- [14] A. Bredenstein, A. Denner, S. Dittmaier, and S. Pozzorini, *NLO QCD corrections to pp \rightarrow t anti-t b anti-b + X at the LHC*, *Phys.Rev.Lett.* **103** (2009) 012002, [[arXiv:0905.0110](#)].
- [15] G. Bevilacqua, M. Czakon, C. Papadopoulos, R. Pittau, and M. Worek, *Assault on the NLO Wishlist: pp \rightarrow t anti-t b anti-b*, *JHEP* **0909** (2009) 109, [[arXiv:0907.4723](#)].
- [16] A. Bredenstein, A. Denner, S. Dittmaier, and S. Pozzorini, *NLO QCD Corrections to Top Anti-Top Bottom Anti-Bottom Production at the LHC: 2. full hadronic results*, *JHEP* **1003** (2010) 021, [[arXiv:1001.4006](#)].
- [17] V. Hirschi, R. Frederix, S. Frixione, M. V. Garzelli, F. Maltoni, et al., *Automation of one-loop QCD corrections*, *JHEP* **1105** (2011) 044, [[arXiv:1103.0621](#)].
- [18] A. D. Martin, W. J. Stirling, R. S. Thorne, and G. Watt, *Parton distributions for the LHC*, *Eur. Phys. J.* **C63** (2009) 189–285, [[arXiv:0901.0002](#)].
- [19] A. Martin, W. Stirling, R. Thorne, and G. Watt, *Uncertainties on alpha(S) in global PDF analyses and implications for predicted hadronic cross sections*, *Eur.Phys.J.* **C64** (2009) 653–680, [[arXiv:0905.3531](#)].

- [20] **ATLAS** Collaboration, G. Aad et al., *Search for anomalous production of prompt like-sign muon pairs and constraints on physics beyond the Standard Model with the ATLAS detector*, *Phys.Rev.* **D88** (2012) 032004, [[arXiv:1201.1091](#)].
- [21] **CMS** Collaboration, S. Chatrchyan et al., *Search for new physics with same-sign isolated dilepton events with jets and missing transverse energy at the LHC*, *JHEP* **1106** (2011) 077, [[arXiv:1104.3168](#)].
- [22] **ATLAS** Collaboration, G. Aad et al., *Search for gluinos in events with two same-sign leptons, jets and missing transverse momentum with the ATLAS detector in pp collisions at $\sqrt{s} = 7$ TeV*, [arXiv:1203.5763](#).
- [23] **CMS** Collaboration, *Search for new physics with same-sign isolated dilepton events with jets and missing energy*, 2012. CMS-PAS-SUS-11-010.
- [24] **CMS** Collaboration, *Search for new physics in events with same-sign dileptons, b-tagged jets and missing energy*, 2012. <http://cdsweb.cern.ch/record/1434376>.
- [25] J. M. Campbell and R. K. Ellis, *An update on vector boson pair production at hadron colliders*, *Phys. Rev.* **D60** (1999) 113006, [[hep-ph/9905386](#)].
- [26] J. M. Campbell, R. K. Ellis, and C. Williams, *Vector boson pair production at the LHC*, *JHEP* **1107** (2011) 018, [[arXiv:1105.0020](#)].
- [27] S. Frixione, E. Laenen, P. Motylinski, and B. R. Webber, *Angular correlations of lepton pairs from vector boson and top quark decays in Monte Carlo simulations*, *JHEP* **0704** (2007) 081, [[hep-ph/0702198](#)].
- [28] T. Melia, P. Nason, R. Rontsch, and G. Zanderighi, *W^+W^- , WZ and ZZ production in the POWHEG BOX*, *JHEP* **1111** (2011) 078, [[arXiv:1107.5051](#)].
- [29] T. Melia, P. Nason, R. Rontsch, and G. Zanderighi, *W^+W^+ plus dijet production in the POWHEGBOX*, *Eur.Phys.J.* **C71** (2011) 1670, [[arXiv:1102.4846](#)].
- [30] B. Jager, C. Oleari, and D. Zeppenfeld, *Next-to-leading order QCD corrections to W^+W^+ jj and W^-W^- jj production via weak-boson fusion*, *Phys.Rev.* **D80** (2009) 034022, [[arXiv:0907.0580](#)].
- [31] F. Campanario, V. Hankele, C. Oleari, S. Prestel, and D. Zeppenfeld, *QCD corrections to charged triple vector boson production with leptonic decay*, *Phys.Rev.* **D78** (2008) 094012, [[arXiv:0809.0790](#)].
- [32] A. Lazopoulos, K. Melnikov, and F. Petriello, *QCD corrections to tri-boson production*, *Phys.Rev.* **D76** (2007) 014001, [[hep-ph/0703273](#)].