

# 1 Dynamic Planar Point Location 2 with Sub-Logarithmic Local Updates

3 *Maarten Löffler\**   *Joseph A. Simons<sup>†</sup>*   *Darren Strash<sup>†</sup>*

## 4 Abstract

5 We study planar point location in a collection of disjoint fat regions, and investigate the complexity of *local*  
6 *updates*: replacing any region by a different region that is “similar” to the original region. (i.e., the size  
7 differs by at most a constant factor, and distance between the two regions is a constant times that size).

8 We show that it is possible to create a linear size data structure that allows for insertions, deletions, and  
9 queries in logarithmic time, and allows for local updates in sub-logarithmic time on a pointer machine.

10 We begin by describing a solution for the **1**-dimensional version of the problem, where we can achieve  
11 constant time local updates. Then we show how the ideas can be extended to **2** dimensions.

12 We show that given constant similarity and fatness parameters:

- 13 • A set of  $n$  disjoint intervals in  $\mathbb{R}^1$  can be maintained in an  $O(n)$  size data structure that supports  
14  $O(\log n)$  worst-case time insertion, deletion, and point location queries, and  $O(1)$  worst-case time  
15 local updates (Section 3). The data structure can be implemented on a real-valued pointer-machine.
- 16 • A set of  $n$  disjoint fat regions in  $\mathbb{R}^2$  can be maintained in an  $O(n)$  size data structure that supports  
17  $O(\log n)$  worst-case time insertion, deletion and point location queries, and  $O(\log \log n)$  worst-case  
18 time local updates (Section 4). The data structure can be implemented on a real-valued pointer-  
19 machine.
- 20 • We also give bounds that can handle arbitrary similarity and fatness parameters in Theorem 3.2  
21 and Theorem 4.7 for the  $\mathbb{R}^1$  and  $\mathbb{R}^2$  case respectively.

---

\*Department of Computing and Information Sciences, Utrecht University; [m.loffler@uu.nl](mailto:m.loffler@uu.nl).

<sup>†</sup>Computer Science Department, University of California, Irvine; [{jsimons|dstrash}@uci.edu](mailto:{jsimons|dstrash}@uci.edu).

## 1 Introduction

Planar point location lies at the heart of many geometric problems, and has been a major research topic in computational geometry for the past 40 years. In the static version of the problem, one aims to store a subdivision of the plane such that given a query point  $q$  in the plane, the cell of the subdivision containing  $q$  can be retrieved quickly [25, 26, 46, 47, 62]. In the dynamic version of the problem, one also allows changes to the data set, typically adding or removing line segments to the subdivision [5, 9, 34, 35, 53].

The best known dynamic data structures on a real RAM are due to Cheng and Janardan [18], who achieve  $O(\log^2 n)$  queries and  $O(\log n)$  updates where  $n$  is the size of the subdivision, and Arge *et al.* [5], who achieve  $O(\log n)$  queries,  $O(\log^{1+\varepsilon} n)$  insertions, and  $O(\log^{2+\varepsilon} n)$  deletions. A central open problem in this area is whether a linear-size data structure exists that can support both queries *and* updates in logarithmic time, although this is known to be possible in more specific settings such as monotone or rectilinear subdivisions [12, 34, 35]. Husfeldt *et al.* [41] prove that even in the very strong *cell probe model*, there are  $\Omega(\log n / \log \log n)$  lower bounds on both queries and updates.

Despite these theoretical results, practical evidence suggests that *updating* a data structure should be fast. Intuitively, an update to a data set should not need to depend on  $n$  at all, unless we need to find the place where the update takes place (i.e., we need to do a point location query). In this paper, we study point location data structures on a collection of fat objects in the plane that support *local updates*: replace any region by a different region that is *similar* to the original. We show that the lower bounds on updates can be broken in this setting, while still allowing  $O(\log n)$  queries and using  $O(n)$  storage.

The idea of local updates is not new. For example, Nekrich [58] considers (on a word-RAM) the local update operation  $\text{insert}_\Delta(x, y)$  which inserts a new element  $x$  into a 1-dimensional sorted list, given a pointer to an existing element  $y$  that satisfies  $|x - y| \leq \Delta$  for some distance parameter  $\Delta$ . There is also a related concept called *finger updates*, where the position of the update is known; see e.g. Fleischer [31]. However, our results are the first in this area that work in a geometric setting, and they can be implemented on a real-valued pointer machine. (See Appendix A for a discussion of computation models.)

In order to obtain our results, we develop several tools which we believe are interesting in their own right, such as a dynamic balanced compressed quadtree with worst-case constant time updates, and a tree decomposition that supports logarithmic searches and constant time local changes (see Section 2.2).

### 1.1 Problem description

We define the problem in general dimension  $d$ , but restrict our attention to  $d \in \{1, 2\}$  in the remainder of this paper. We use  $|R|$  to denote the diameter of a region  $R \subset \mathbb{R}^d$ , that is,  $|R| = \max_{p, q \in R} |pq|$ . We say two fat<sup>□</sup> regions  $R_1, R_2 \subset \mathbb{R}^d$  are  $\rho$ -similar if  $|R_1 \cup R_2| \leq \rho \min\{|R_1|, |R_2|\}$ , see Figure 1.<sup>□</sup>

**Problem 1.1:** Given a set  $\mathcal{R}$  of  $n$  disjoint fat regions in  $\mathbb{R}^d$ , store them in a data structure that allows:

- queries: given a point  $q \in \mathbb{R}^d$ , return the region in  $\mathcal{R}$  that contains  $q$  (if any) in  $Q(n)$  time;

<sup>□</sup> We formally define fat regions in Section 4.

<sup>□</sup> This definition captures two ideas at once: firstly, the *sizes* of  $R_1$  and  $R_2$  can differ by at most a factor of  $\rho$ , and secondly, the *distance* between  $R_1$  and  $R_2$  can be at most a factor  $\rho$  times the smaller of these sizes.

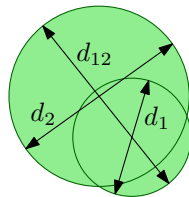


Fig. 1: Two  $\rho$ -similar regions for  $\rho = \frac{d_{12}}{\min\{d_1, d_2\}}$ .

- 1 • local updates: given a region  $R \in \mathcal{R}$  and a region  $R'$  that is  $\rho$ -similar to  $R$ , replace  $R$  by  $R'$
- 2 in the data structure in  $U(n)$  time; and
- 3 • global updates: delete an existing region  $R$  from the data structure or insert a new region
- 4  $R'$  into the data structure in  $Q(n) + U(n)$  time

5 such that  $Q(n) = O(\log n)$  but  $U(n) = o(\log n)$ . Note that a local update allows for an arbitrary

6 number of smaller regions to be “between” the old region  $R$  and the new region  $R'$ .

## 7 1.2 Applications

8 **Tracking moving objects.** A natural application of our data structure is to keep track of moving

9 objects. One may imagine a number of objects of different sizes moving unpredictably in an

10 environment at different speeds. A popular method for dealing with moving objects is to discretize

11 time and process the new locations of the objects at each time step. The naive way to do this

12 is to simply rebuild an entire data structure every time step. Our data structure can be used to

13 process such changes more efficiently.

14 In computational geometry, there is a large literature on dealing with moving objects (or points).

15 *Kinetic data structures* are based on the premise that a data structure should not need to be

16 updated each time step, but rather only when some combinatorial feature of a description of

17 objects changes [1, 7, 36, 37]. A fundamental underlying assumption in kinetic data structures

18 is that trajectories of the moving objects are predictable, at least in the short term. However,

19 in many modern real-world scenarios, trajectories are not predetermined, they are discovered in

20 an online and inherently discrete fashion. As a result, several theoretical approaches to deal with

21 unpredictable motion have been suggested recently, in various settings [19, 23, 28, 33, 55, 67]. A

22 common assumption in these works is to bound the maximum displacement after each update

23 (or velocity) of the moving points. An interesting feature of our data structure is that we can

24 simultaneously maintain objects moving at very different scales, with a velocity bound that is

25 dependent on the *size* of the object.

26 **Data imprecision.** A different motivation for studying this problem comes from the desire to

27 cope with *data imprecision*. One way to model an imprecise point is to keep track of a region of

28 possible locations of the point [38, 57] (see also [48] and the references therein). Recently, there has

29 been a lot of activity in this area [17, 20, 43, 66]. Although algorithms to deal with imprecise data

30 are beginning to be well understood in a static setting, little effort has been devoted to dealing

31 with *dynamic* imprecise points. However, in many settings imprecision is inherently dynamic (e.g.

32 time-dependent or “stale” data), or explicitly made dynamic (e.g. updates from new samples of

33 the same point).

34 One of the simplest geometric queries on a data structure that stores a point set one can imagine is

35 the identity query. Given a query point, is there a point in the data structure that is equal to the

1 query point? When the points in the data structure are imprecise, the answer to this question may  
 2 have three possible values: “certainly”, “possibly”, or “certainly not.” Distinguishing between the  
 3 second and last answer<sup>Ⓜ</sup> comes down to testing whether the query point (which we assume is a  
 4 precise point) is contained in any of the uncertainty regions of the imprecise points. Therefore,  
 5 we may view the problem as a dynamic point location problem in a set of changing regions.

6 If we only wish to support increased precision updates (which would correspond to stationary,  
 7 but imprecise points), this question is closely related to existing work in the update complexity  
 8 model [15, 32], in which one attempts to minimize the number (or amount of gained precision)  
 9 of updates necessary to correctly output some structure; and to work on preprocessing imprecise  
 10 points [16, 24, 40, 50, 65], in which one tries to prepare a set of imprecise points for faster  
 11 computation of some structure on the precise points once they become available. While these  
 12 results do not analyze the time complexity of single updates, they do provide some evidence that  
 13 sub-logarithmic update time may be possible.

### 14 1.3 Solution outline

15 Geometric data structures are often either based on a recursive decomposition of the data (e.g.  
 16 a binary search tree) or a recursive decomposition of space (e.g. a quadtree). Neither of those  
 17 techniques by themselves are strong enough to solve the problem at hand, so our solution combines  
 18 both techniques. We base our solution on a dynamic balanced<sup>Ⓜ</sup> compressed *quadtree* [60], the  
 19 details of which are covered in Section 2. However, the quadtree is not built on the regions  
 20 directly. Rather, for each region  $R \in \mathcal{R}$ , we store a *representative point*  $m$  that lies somehow “in  
 21 the middle” of  $R$ . We build search structures over the quadtree which allow us to quickly locate  
 22 the quadtree cells containing relevant data. We answer point-location queries by locating the  
 23 smallest quadtree cell containing the query point and then searching the quadtree bottom-up for  
 24 regions which intersect this cell. This approach allows us to handle input described by arbitrary  
 25 real numbers and to operate mostly on abstract combinatorial objects. We only require basic  
 26 operations on our input: compare two numbers, and find a bounding box around a small set of  
 27 points (see Appendix A for more details).

28 We first illustrate the main ideas of our approach in the simpler one-dimensional version of the  
 29 problem, in which we do not need any additional search structure once we have located the correct  
 30 quadtree cell. In Section 3, we show how the dynamic balanced quadtree achieves worst-case  
 31 constant time local updates and logarithmic point location queries for intervals in  $\mathbb{R}^1$ . In Section 4  
 32 we solve the more complex two-dimensional problem, in which we require more sophisticated search  
 33 structures. We “mark” a small number of carefully chosen quadtree cells near the representative  
 34 point, and show how to adapt a *marked-ancestor* data structure to find the relevant regions once  
 35 we have located the correct quadtree cell. By leveraging the marked-ancestor tree and edge-oracle  
 36 tree described in Section 2, we are able to support queries in  $O(\log n)$  time and local updates in  
 37  $O(\log \log n)$  time. We can also support insertions and deletions as the composition of a query and  
 38 local update.

39 Our search structures require the assumptions made in Section 1.1 when we defined *local updates*.  
 40 That is, we assume that the regions are fat and disjoint. Realistic input models are intended  
 41 for designing algorithms that are provably efficient in practice, and the fat-and-disjoint model is  
 42 ubiquitous (see e.g. [22, 27, 45] and citations therein). Note that the fat-and-disjoint model is  
 43 not a direct requirement of the quadtree, as the quadtree only stores the representative points of  
 44 regions. Rather, we leverage the model in order to bound the number of directions from which a  
 45 region may overlap the query cell, and thus facilitate fast queries in the marked-ancestor structure.

<sup>Ⓜ</sup> Under the mild assumption that all points have at least some imprecision and there are only finitely many points, the first answer will never occur.

<sup>Ⓜ</sup> The quadtree is balanced in a geometric sense, but may still have linear depth. See Section 2

1 Thus we achieve our goal of maintaining a data structure with query time  $Q(n) = \Theta(\log n)$  but  
 2 local update time  $U(n) = o(\log n)$ . Note that for planar point location in rectilinear subdivisions  
 3  $Q(n) = O(\log n)$  and  $U(n) = O(\log n)$  can be achieved on a RAM by using the complex data  
 4 structures of Blelloch [12] or Giora and Kaplan [34] and removing  $R$  and re-inserting  $R'$ . However,  
 5 we show that changing a region locally is more efficient than naively removing a region and inserting  
 6 a new one. Iacono and Langerman [42] also give a solution which achieves  $O(\log N)$  query time  
 7 and  $O(1)$  update time if the regions are restricted to be disjoint axis-aligned fat hyper-rectangles  
 8 with coordinates drawn from a fixed universe  $[N]$ . However, in our solution we are able to achieve  
 9 sub-logarithmic local updates without requiring that the regions be axis-aligned, rectangular, or  
 10 limited precision. Moreover, our solution works on a real-valued pointer machine and does not  
 11 require hashing, bit-level manipulation, or even the floor operation (see Appendix C).

## 12 2 Tools

13 Before attacking the dynamic point location problem, we review several known and new concepts,  
 14 techniques, data structures and notation that will help us.

### 15 2.1 Preliminaries

16 **Quadtrees.** Let  $B$  be an axis-aligned square.<sup>Ⓜ</sup> A *quadtrees*  $T$  on  $B$  is a hierarchical decomposition  
 17 of  $B$  into smaller axis-aligned squares called *quadtrees cells*. Each node  $v$  of  $T$  has an associated  
 18 cell  $C_v \subset \mathbb{R}^d$ , and  $v$  is either a leaf or has  $2^d$  equal-sized children whose cells subdivide  $C_v$  [21, 30,  
 19 39, 61]. We denote the parent of a node  $v$  by  $\bar{v}$ . A pair of cells are called *neighbors* if they are  
 20 interior disjoint and meet at an edge or corner. A leaf  $v$  is  $\alpha$ -balanced if  $\alpha|C_v| \geq |C_u|$  for every  
 21 larger neighbor  $C_u$  of  $C_v$ . We say  $T$  is  $\alpha$ -balanced if every leaf in  $T$  is  $\alpha$ -balanced. If  $\alpha$  is a small  
 22 constant (e.g., 2 or 4), then we simply call the quadtree  $T$  *balanced*.

23 Let  $P \subset \mathbb{R}^d$  be a set of  $n$  points contained in  $B$ . We say  $T$  is a *valid* quadtree for  $P$  if every leaf  
 24 of  $T$  contains at most 1 point of  $P$ . We will be maintaining a valid quadtree for a certain set  $P$ ,  
 25 and require that the points and leaves that contain them are always connected by bidirectional  
 26 pointers. It is known that quadtrees may have unbounded depth if  $P$  has unbounded spread,<sup>Ⓨ</sup> so  
 27 in order to give any theoretical guarantees the concept is usually refined. Given a large constant  
 28  $a$ , an  $a$ -compressed quadtree is a quadtree with additional *compressed* nodes. A compressed node  
 29  $v$  has only one child  $\tilde{v}$  with  $|C_{\tilde{v}}| \leq |C_v|/a$  and such that  $C_v \setminus C_{\tilde{v}}$  has no points from  $P$ .<sup>Ⓩ</sup> In the  
 30 remainder, we assume for simplicity of exposition that  $\tilde{v}$  is *aligned* with  $v$ , that is, if we keep  
 31 subdividing  $C_v$  we will eventually create  $C_{\tilde{v}}$ .<sup>Ⓚ</sup>

32 The compressed nodes of a quadtree  $T$  cut the tree into a number of components that correspond  
 33 to smaller regular (uncompressed) quadtrees. We say  $T$  is  $\alpha$ -balanced if all these smaller trees are  
 34  $\alpha$ -balanced. It follows directly from Theorem 1 of Bern *et al.* [10], that a balanced compressed  
 35 quadtree of linear complexity exists for any set of points  $P$ .

36 **Static edge-oracle trees.** Let  $T$  be an abstract tree of size  $|T|$  with constant maximum degree  
 37  $d$ . Suppose that the nodes in the tree are given unique labels, and suppose that each edge  $e \in T$   
 38 has an oracle which for any node label  $x$  can answer the following question: “If we removed  $e$  such

<sup>Ⓜ</sup> We use the term *square* to mean a  $d$ -dimensional hypercube, since our main focus is on  $d = 2$ .

<sup>Ⓨ</sup> The *spread* of a point set  $P$  is the ratio between the largest and the smallest distance between any two distinct points in  $P$ .

<sup>Ⓩ</sup> Such nodes are also often called *cluster-nodes* in the literature [10, 11, 16].

<sup>Ⓚ</sup> While this assumption is realistic in practice, on a pure real-valued pointer machine it is not possible to align compressed nodes of arbitrary size difference in constant time. In Section C.1, we show how to adapt the results to unaligned compressed nodes.

1 that  $T$  is split into two components, which component would contain the node labeled  $x$ ?” The  
 2 edge-oracle tree is a search structure built over the edges of  $T$  which allows us to navigate from  
 3 any node  $u \in T$  to any other node  $v \in T$  in  $O(\log |T|)$  time and examines only  $O(\log |T|)$  edges.  
 4 We can construct an edge-oracle tree for  $T$  by recursively locating an edge which divides  $T$  into  
 5 two components of approximately equal size.

6 The static version of this structure is similar to the well known centroid-decomposition method  
 7 for building a logarithmic height search structure over an unbalanced tree. In fact, Arya *et al.* [6]  
 8 used a similar technique to support point location in a quadtree, but only considered the static  
 9 setting.

10 **Local updates.** For a one-dimensional ordered list, data structures that can handle local (finger)  
 11 updates are well known. One of the simplest implementations on a pointer machine is due to  
 12 Fleischer [31].

13 **Marked-ancestor problem.** Suppose we are given a simple path where some nodes in the path  
 14 can be marked, and we want to support the following query for any node  $x$ : “Which is the first  
 15 marked node which comes after node  $x$  in the path?” and we also want to support updates where  
 16 nodes can be marked or unmarked and inserted into or deleted from the path. This is known  
 17 as the *marked successor* problem. A natural generalization of this problem is to extend support  
 18 from paths to any rooted tree. Now the query we must support is “Which is the lowest marked  
 19 ancestor of  $x$  in the tree?”. This is known as the *marked-ancestor problem*. As in the marked  
 20 successor problem, we also want to support updates, in which nodes are marked or unmarked, and  
 21 insertions/deletions of nodes to/from the tree. Alstrup *et al.* [2, 3] gave the following results for  
 22 the marked-ancestor problem on a word-RAM.

23 **Lemma 2.1:** We can maintain a data structure over any rooted tree  $T$  which supports insertions  
 24 and deletions of leaves in  $O(1)$  amortized time, marking and unmarking nodes in  $O(\log \log n)$   
 25 worst-case time, and lowest marked ancestor queries in  $O(\log n / \log \log n)$  worst-case time.

## 26 2.2 New Tools

27 We show how to maintain a *dynamic* balanced compressed quadtree and a *dynamic* edge-oracle  
 28 tree which supports local updates.

29 **Dynamic balanced quadtrees.** A *dynamic* quadtree is a data structure that maintains a quadtree  
 30  $Q$  on a point set  $P$  under insertion and deletion of points. In order to maintain a valid quadtree  
 31 of linear size, we respond with *split* and *merge* operations respectively. A split operation takes a  
 32 leaf  $v$  of  $Q$  and adds  $2^d$  children to it; a merge operation takes  $2^d$  leaves with a common parent  
 33 and removes them. Clearly, split and merge can be made to run in  $O(1)$  time for quadtrees, since  
 34 we are given the location in the quadtree where these operations are applied.

35 In a dynamic compressed quadtree, we must consider the case where the node  $v$  being split is  
 36 a compressed node. In this case,  $v$  gets  $2^d$  new children, and  $\tilde{v}$  needs to be connected to the  
 37 correct child. If the size factor is now less than  $a$ , this child gets further subdivided until the  
 38 two components are merged. A merge operation does the opposite. These operations can still be  
 39 implemented in  $O(1)$  time.

40 In a balanced quadtree, after a split operation the balance may be disturbed, and we require  
 41 additional cells to be split to restore the balance. This operation may take  $O(n)$  time in the  
 42 worst case, if we want to maintain 2-balance, because the rebalancing operation can “cascade”.  
 43 However, if we only perform split operations, then we can maintain 4-balance in  $O(1)$  worst-case  
 44 time per split.

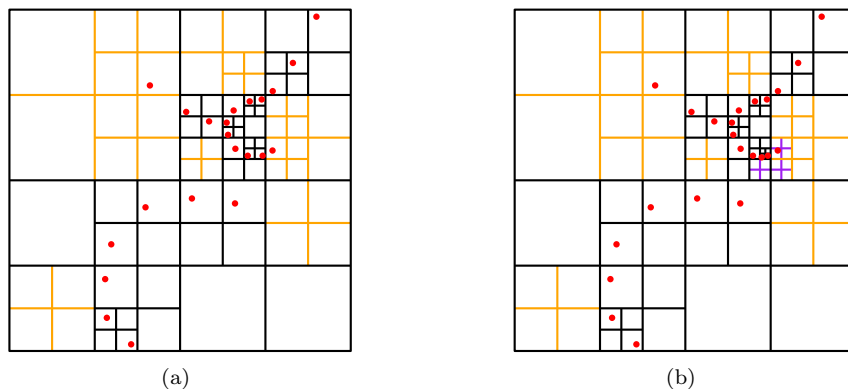


Fig. 2: (a) A 2-balanced quadtrees on a set of points. True cells are shown in black,  $B$ -cells in yellow. (b) An insertion could cause a linear “cascade” of cells needing to be split if we want to maintain 2-balance. Therefore, we only split the direct neighbors (purple), which may now be only 4-balanced.

1 **Lemma 2.2:** We can maintain 4-balance in a dynamic compressed quadtree in  $O(1)$  worst-case  
 2 time per update.

3 **Proof:**(sketch) We call a quadtree cell *true* if its parent contains at least two points of  $P$  and it  
 4 would therefore be present in any valid unbalanced quadtree, and we call a quadtree cell a  $B$ -cell  
 5 otherwise (i.e., it was only added to maintain quadtree balance). Figure 2(a) shows an example.  
 6 We will maintain the property that each true cell is 2-balanced with respect to its larger neighbors,  
 7 and every  $B$ -cell is 4-balanced with respect to its larger neighbours.

8 Let  $C$  be a true quadtree cell which is 2-balanced with respect to its neighbors. When we split  $C$ ,  
 9 we examine the  $3^d - 1$  neighbors of  $C$ , and we split a larger neighbor  $C'$  if the children of  $C$  are not  
 10 2-balanced with respect to  $C'$ . Thus we restore 2-balance to  $C$  at the cost of potentially inserting  
 11 some  $B$ -cells which are only 4-balanced, see Figure 2(b). However, it takes two operations to  
 12 split a  $B$ -cell. First, we must insert a point into the  $B$ -cell, which does not require a split since the  
 13 cell was already split to maintain balance. This changes the cell from a  $B$ -cell to a true cell. We  
 14 also spend a constant amount of time examining each of the  $O(1)$  neighbors of the newly true cell,  
 15 and splitting them if necessary so that the cell is now 2-balanced with respect to its neighbors.

16 We may be splitting a compressed node. Recall that if the size factor between a compressed node  
 17  $v$  and it’s child  $\tilde{v}$  is less than  $a$ , then we continue to split  $v$  a constant number of times until the  
 18 two components “grow together”. This case only requires a constant number of additional splits,  
 19 and each split can be handled in worst-case  $O(1)$  time as before. We maintain balance in the tree  
 20 rooted at  $\tilde{v}$  up to the level of  $\tilde{v}$ , which ensures that no nodes more than a constant factor smaller  
 21 than  $v$  are on the outside, and only  $O(1)$  work needs to be done to rebalance the tree.

22 When we delete a  $p$  from a cell  $C$ , we restore the quadtree to what it would be had  $p$  never been  
 23 inserted, essentially “undoing” the insertion of  $p$ . Since the original splitting and balancing only  
 24 took  $O(1)$  time, it clearly only takes  $O(1)$  to undo that splitting and balancing. If  $C$  was a  $B$ -cell,  
 25 there is no change. If  $C$  was a true cell, and its parent  $\bar{C}$  has smaller neighbors which would  
 26 become unbalanced if we merge  $C$ , then  $\bar{C}$  may remain split and  $C$  becomes a  $B$ -cell. Otherwise,  
 27 we merge  $C$ .

28

⊠

29 **Dynamic edge-oracle trees.** There have been several recent results which generalize classic one-  
 30 dimensional dynamic structures to a multidimensional setting by combining classic techniques with  
 31 a quadtree-style space decomposition. For example, the skip-quadtree [29] combines the quadtree



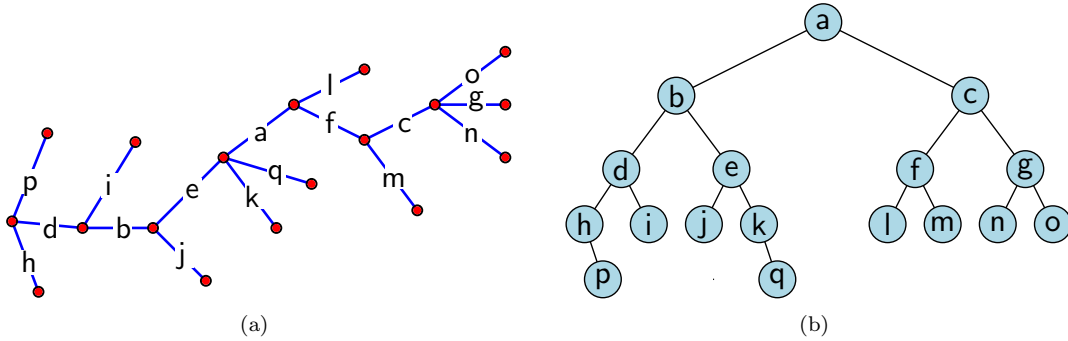


Fig. 3: A not necessarily balanced or rooted abstract tree  $T$  (a) and its corresponding edge-oracle tree (b). Labels on edges of  $T$  match up with the label of the corresponding node in the edge-oracle tree. In the final structure we maintain the edge-oracle tree as a modified  $(a, b)$ -tree; small subtrees are maintained as buckets (linked-lists) to facilitate fast updates.

1 and a skip-list, the quadtrep [56] combines a quadtree and a treap, and the splay quadtree  
 2 combines a quadtree with a splay tree [59]. However, surprisingly there are no multidimensional  
 3 data structures which incorporate finger searching techniques, i.e. structures that are able to  
 4 support both logarithmic queries and worst-case constant time local updates on a quadtree. In  
 5 the following we show how to build a dynamic edge-oracle tree which combines tree-decomposition  
 6 and finger searching techniques with a quadtree to support  $O(\log n)$  queries and  $O(1)$  local updates.

7 **Lemma 2.3:** If  $v$  is a leaf in an unweighted free tree  $T$ , then the edge incident to  $v$  has height  $O(1)$   
 8 in the corresponding edge-oracle tree.

9 **Proof:** Recall that we construct the static edge-oracle tree for  $T$  by recursively locating an edge  
 10 which divides  $T$  into two components of approximately equal size. Thus the edges are split in  
 11 order to maintain a balanced number of edges in each subtree of the edge-oracle tree. Since the  
 12 edge adjacent to a leaf has 0 edges to one side of the split and at least one edge on the other side  
 13 of the split, these edges will not be chosen for splitting by the algorithm until there are no other  
 14 edge choices in the sub-tree.  $\square$

15 **Lemma 2.4:** Let  $T$  be a tree subject to dynamic insertions and deletions of leaves. We can maintain  
 16 an edge-oracle tree over  $T$  in  $O(1)$  worst case time per local update.

17 **Proof:** An insertion or deletion of a leaf and its associated edge in  $T$  corresponds to an insertion  
 18 or deletion of a node in the edge-oracle tree. Since the location of the node is known, and the  
 19 height of the node is  $O(1)$ , we can borrow techniques from Fleischer [31] to perform updates in  
 20  $O(1)$  time. The techniques are surprisingly simple, and we only sketch them here. We maintain  
 21 the edge-oracle tree as an  $(a, b)$ -tree. However, we collapse each subtree of size  $\Theta(\log n)$  into a  
 22 single pseudo-node called a *bucket*. The original nodes within the bucket are maintained in a  
 23 simple linked-list. When performing a query, we locate the correct bucket and iterate through  
 24 the list for the correct original node in  $O(\log n)$  time. Given a pointer to an original node, an  
 25 update is simply a  $O(1)$  linked-list operation. If many nodes are inserted into the same bucket,  
 26 then a bucket may become too large. However, Fleischer shows how to distribute the rebuilding of  
 27 buckets over later updates, only spending  $O(1)$  time per update, such that the size of each bucket  
 28 never deviates significantly from  $\Theta(\log n)$ .  $\square$

29 **Lemma 2.5:** In a quadtree, an edge-oracle can be simulated in  $O(1)$  time.



1 **Proof:** In a quadtree, we are searching for the quadtree leaf which contains a query point  $q$ . Each  
 2 edge in a quadtree goes between a child cell and a parent cell that contains it. If the child cell  
 3 contains the query point, then the leaf must be the child cell or one of its descendants, and the  
 4 oracle returns the corresponding component of the quadtree. Otherwise, the oracle returns the  
 5 other component of a quadtree. Since each quadtree cell is aware of its bounding box, we can  
 6 compare the query point with the child cell and return our answer in constant time.  $\square$

7 **Lemma 2.6:** Let  $P$  be a set of  $n$  points, and  $Q$  be a balanced and compressed quadtree on  $P$ . We  
 8 can maintain  $P$  and  $Q$  in a data structure that supports  $O(\log n)$  point location queries in  $Q$ , and  
 9 local insertions and deletions of points in  $P$  (i.e., when given the corresponding cells of  $Q$ ) in  $O(1)$   
 10 time.

11 **Proof:** By Lemmas 2.4 and 2.5, we can maintain an edge-oracle tree over the compressed quadtree  
 12 which can find the unique quadtree cell containing a query point in  $O(\log n)$  time and respond to  
 13 local updates in the quadtree in  $O(1)$  time.  $\square$

14 **Marked-ancestor trees.** We show how to answer marked-ancestor queries on a pointer-machine.  
 15 Details are given in Section C.2.

16 **Lemma 2.7:** We can maintain a data structure over any rooted tree  $T$  which supports insertions  
 17 and deletions of leaves in  $O(1)$  amortized time, marking and unmarking nodes in  $O(\log \log n)$   
 18 worst-case time, and queries for the lowest marked ancestor in  $O(\log n)$  worst-case time. All  
 19 operations are supported on a pointer machine.

## 20 3 One-Dimensional Case

21 To aid our exposition, we first present a solution to the one-dimensional version of the problem.  
 22 Our data structure illustrates the key ideas of our approach while being significantly simpler than  
 23 the two-dimensional version. Note that in  $\mathbb{R}^1$ , our input set  $\mathcal{R}$  of geometric regions is a set of  
 24 non-overlapping intervals. The difficulty of the problem comes from the fact that a local update  
 25 may replace any interval by another interval of similar size at a distance related to that size;  
 26 hence, it may “jump” over an arbitrary number of smaller intervals. Our solution works on a pure  
 27 Real-valued pointer machine, and achieves constant time updates.

### 28 3.1 Definition of the data structure

29 Our data structure consists of two trees. The first is designed to facilitate efficient updates and  
 30 the second is designed to facilitate efficient queries. The update tree is a compressed quadtree  
 31 on the center points of the intervals; The quadtree stores a pointer to each interval in the leaf  
 32 that contains its center point. We also augment the tree with level-links, so that each cell has a  
 33 pointer to its adjacent cells of the same size (if they exist), and maintain balance in the quadtree  
 34 as described in Lemma 2.2. The leaves of the quadtree induce a linear size subdivision of the  
 35 real line; the query tree is a search tree over this subdivision<sup>□</sup> that allows for fast point location  
 36 and constant time local updates. We also maintain pointers between the leaves of the two trees,  
 37 so that when we perform a point location query in the query tree, we also get a pointer to the  
 38 corresponding cell in the quadtree, and given any leaf in the quadtree, we have a pointer to the  
 39 corresponding leaf in the query tree. Figure 4 illustrates the data structure.

<sup>□</sup> Although we could technically also use a search tree directly on the original intervals, we prefer to see it as a tree over the leaves of the quadtree tree in preparation for the situation in  $\mathbb{R}^2$ .

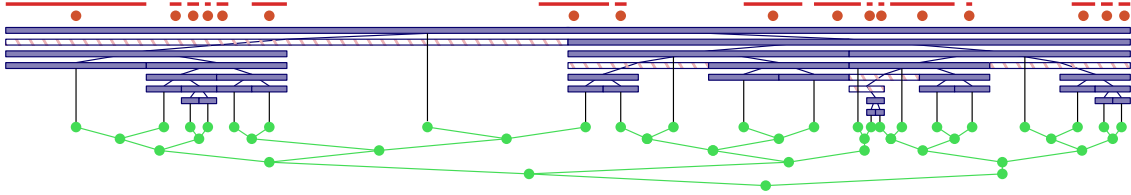


Fig. 4: A set of disjoint intervals and their center points (red); a compressed quadtree on the center points (blue); and a search tree on the leaves (or parts of internal cells not covered by children) of the quadtree (green).

1 **Lemma 3.1:** Let  $I \in \mathcal{R}$  be an interval, and let  $I'$  be another interval that is  $O(\rho)$ -similar to  $I$ .  
 2 Suppose we are given a quadtree storing the midpoints of the intervals in  $\mathcal{R}$  and a pointer to the  
 3 leaf containing the midpoint of  $I$ . Then we can find the leaf which contains the midpoint of  $I'$  in  
 4  $O(\log \rho)$  time.

5 **Proof:** Let  $C$  be the quadtree leaf cell which contains the center point of  $I$ , and let  $C'$  be the  
 6 quadtree cell which contains the center point of  $I'$ . Observe that  $I$  is at most four times as large  
 7 as  $C$ : otherwise,  $I$  would completely cover the parent  $\tilde{C}$  of  $C$ , but then no other intervals could  
 8 have their center points in  $\tilde{C}$  to cause  $\tilde{C}$  to be split. Similarly,  $I'$  is at most four times as large as  
 9 the new quadtree cell  $C'$ . Therefore, the distance between  $I$  and  $I'$  is proportional to the size of  
 10  $C$  (and  $C'$ ). Since we maintain balance in the quadtree according to Lemma 2.2, we can find  $C'$   
 11 from  $C$  by following  $O(1)$  level-link and parent-child pointers in the quadtree.  $\square$

## 12 3.2 Handling queries

13 In a query, we are given a point  $q$  and must return the interval in  $\mathcal{R}$  that contains  $q$ . We search  
 14 in the query tree to find the quadtree leaf cell which contains  $q$  and its two neighboring cells in  
 15  $O(\log n)$  time. Any interval  $I$  which overlaps  $q$  must have its center point in one of these three  
 16 cells (otherwise, there would be an empty cell between the cell containing  $q$  and the cell containing  
 17 the center point of  $I$ ). We compare  $q$  with the intervals stored at these cells (if any) to find the  
 18 unique interval that contains  $q$  or report that there is no containing interval in  $O(1)$  time. Thus  
 19 the total time required by a query is  $O(\log n)$ .

## 20 3.3 Handling updates

21 In an update, we are given a pointer to an interval  $I \in \mathcal{R}$ , and a new interval  $I'$  that should  
 22 replace  $I$ . We follow pointers in the quadtree to find the new cell which contains the center point.  
 23 If  $I$  and  $I'$  are  $O(1)$ -similar, Lemma 3.1 implies that the new cell is at most a constant number of  
 24 cells away, and we find the correct cell in  $O(1)$  time. Then we remove the center point from the  
 25 old cell and insert it into the new cell, performing any compression or decompression required in  
 26 the quadtree. This only requires a constant number of pointer changes in the quadtree and can  
 27 be done in  $O(1)$  worst-case time, and we may also need to restore balance to the quadtree, which  
 28 requires  $O(1)$  worst-case time by Lemma 2.2. Finally, we follow pointers from the quadtree to the  
 29 query tree, and perform the corresponding deletion and insertion in that tree, which by Lemma 2.6  
 30 takes only constant time. Thus, the entire update can be completed in  $O(1)$  worst-case time.

31 Note that we can also insert or delete intervals from the data structure in  $O(\log n)$  time; we  
 32 perform a query to locate where the interval belongs and a local update to insert it or remove it.



Fig. 5: (a) A  $\beta$ -thick region for  $\beta = \frac{r_O}{r_I}$ . (b) A  $\delta$ -wide region for  $\delta = h/b$ .

1 Theorem 3.2: We can maintain a linear size data structure over a set of  $n$  non-overlapping intervals  
 2 such that we can perform point location queries and insertion and deletion of intervals in  $O(\log n)$   
 3 worst-case time and local updates in  $O(\log \rho)$  worst-case time.

#### 4 Two-Dimensional Case

5 We now focus our attention on disjoint fat regions in the plane. Intuitively, a fat region should  
 6 not have any long skinny pieces. We consider two types of fat regions which precisely capture this  
 7 intuition: *thick* convex regions and *wide* polygons. We say  $R$  is  $\beta$ -*thick* if there exists a pair of  
 8 concentric balls  $I, O$  with  $I \subseteq R \subseteq O$  and  $|O| \leq \beta|I|$ , see Figure 5(a). Let  $\delta \geq 1$ . A  $\delta$ -*corridor* is a  
 9 isosceles trapezoid whose slanted edges are at most  $\delta$  times as long as its base. A simple polygon  
 10  $P$  is  $\delta$ -*wide* if any isosceles trapezoid  $T \subset P$  whose slanted edges lie on the boundary of  $P$  is a  
 11  $\delta$ -corridor [64], see Figure 5(b).<sup>[10]</sup> Note that any  $\delta$ -wide polygon  $R$  of constant complexity is also  
 12  $\beta$ -thick, with  $\beta \in \Theta(\delta)$ .

We will first solve the problem for convex thick regions, and then  
 13 extend the result to non-convex wide polygons. Analogously to the 1D case, we will store for each  
 14 region  $R \in \mathcal{R}$  a *representative point*  $p$  that lies somehow “in the middle” of  $R$ . When the regions  
 15 are  $\beta$ -thick, we will use the center point of the two concentric disks from the thickness definition  
 16 as representative point. We denote the set of representative points of the regions in  $\mathcal{R}$  by  $P$ . Let  
 17  $T$  be the quadtree built over  $P$ . We distinguish between *true* cells, which are necessary in any  
 18 valid compressed quadtree over  $P$ , and *B*-cells, which may further subdivide a true cell and are  
 19 only added in order to maintain balance. We store each representative point  $m$  in  $T$  according to  
 20 the following rule: Let  $C_v$  be the smallest quadtree cell containing  $m$ . If  $C_v$  is a true cell, then  $m$   
 21 is stored in  $v$ . If  $C_v$  is a *B*-cell, then  $m$  is stored in  $u$ , the lowest (not necessarily proper) ancestor  
 22 of  $v$  in  $T$  such that  $|C_u| \geq |R|/(4\beta)$ .

23 Several new problems are introduced which were not present in the 1D case. We briefly sketch  
 24 how to address each of these problems, and then present the complete solution.

25 **Linear distance.** When performing a query in the one-dimensional case, the location in the  
 26 quadtree of any intersecting region is at most a constant number of cells away. However, in the  
 27 two-dimensional case, the location of an intersecting region may be up to a linear number of cells  
 28 away, as shown in Figure 6(a). We solve this problem with some additional bookkeeping. Given  
 29 a quadtree cell  $C_q$ , we use two different strategies to locate regions intersecting  $C_q$  depending on  
 30 their size. All regions of size at least  $2\beta|C_q|$  will be located using a *marked-ancestor* data structure:  
 31 an additional search structure which we explain in more detail below. All regions of size less than  
 32  $2\beta|C_q|$  which intersect  $C_q$  will register a bidirectional pointer with  $C_q$  using the following *tagging*  
 33 strategy.

<sup>[10]</sup> Many other notions of fatness exist in the literature. We chose to use thickness because it is basic and implied by most other definitions, and wideness because it will be convenient to use Theorem 4.8.

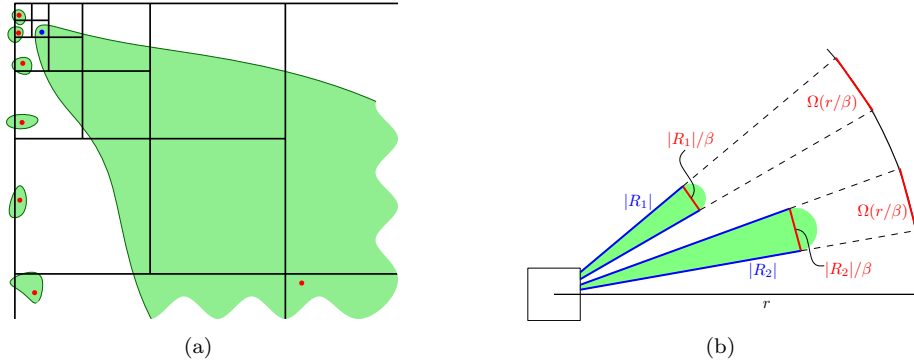


Fig. 6: (a) The intersecting region could be stored a linear distance from the query cell (containing the blue point). (b) The number of regions which can intersect quadtree leaf  $C$  is at most  $O(\beta)$ , since each region blocks a  $\Omega(1/\beta)$  fraction of a large circle centered at  $C$ , by similar triangles.

1 Let  $d$  be the smallest diameter of a quadtree cell such that  $d \geq |R|/(4\beta)$ . Let  $S_R$  be the set of  
 2 quadtree cells  $C$  which intersect  $R$  and are either a leaf or have size  $|C| = d$ . All cells in  $S_R$  will  
 3 be *tagged* with a pointer to  $R$ . Since the quadtree is balanced, given a pointer to any cell in  $S_R$ ,  
 4 we can locate all cells in  $S_R$  in  $O(|S_R|)$  time. By the following lemma,  $S_R$  must contain the cell  
 5 containing the representative point of  $R$ .

6 **Lemma 4.1:** Let  $R$  be a  $\beta$ -thick region stored by our data structure. If  $C$  is the quadtree cell which  
 7 stores the representative point of  $R$ , then  $C$  has side length at least  $\frac{|R|}{4\beta}$ .

8 **Proof:** If  $C$  is a  $B$ -cell, then the claim is true by construction. Suppose  $C$  is a true cell. Let  $m$   
 9 be the representative point of  $R$ . By the definition of thickness, there exists a disk  $I \subseteq R$  centered  
 10 at  $m$  with  $|I| \geq |R|/\beta$ .  $I$  contains no representative points of regions other than  $R$ . Let  $C$  be the  
 11 cell containing  $m$ . Note that if  $C$  contains  $m$  and is significantly smaller than  $|R|$ , then  $C$  must  
 12 be completely contained in  $I$ . However,  $C$  must be the largest quadtree cell completely contained  
 13 in  $I$ , since if the parent  $\tilde{C}$  of  $C$  in the quadtree is completely contained in  $R$ , then  $\tilde{C}$  would not  
 14 have been further subdivided because  $\tilde{C}$  would contain no other points. Therefore,  $\tilde{C}$  must  
 15 have some portion outside of  $I$  and must have size larger than  $|I|/2$ . Thus the size of  $C$  is at least  
 16  $|I|/4 \geq |R|/(4\beta)$ .  $\square$

17 Moreover, by the following lemma  $|S_R| = O(\beta)$ , and therefore, given the cell containing the  
 18 representative point of  $R$  we can tag all cells in  $S_R$  in  $O(\beta)$  time.

19 **Lemma 4.2:** Let  $R$  be a  $\beta$ -thick region stored in our data structure, and let  $C$  be quadtree cell  
 20 that stores the representative point of  $R$ . Then there are at most  $O(\beta)$  quadtree cells of size  $|C|$   
 21 required to cover  $R$ .

22 **Proof:** Let  $I$  be the largest inscribed disk of  $R$ . The boundary of  $I$  touches the boundary of  $R$   
 23 in two or three points. If two points, then these are diametral on  $I$ , so  $R$  is contained in a strip  
 24 of width  $|I|$ . If three points, then take the diametral points of these three pairs;  $R$  is contained in the union of these three strips. Now, if  
 25  $R$  is beta-thick, the portion of the strips it can be in is at most  $\beta|I|$  long. So,  $R$  can be covered  
 26 by  $O(\beta)$  disks the size of  $I$ . Each such disk can be covered by at most  $O(1)$  cells of size  $|C|$ , by  
 27 Lemma 4.1. Thus,  $O(\beta)$  cells are required to cover  $R$ .  $\square$

1 **Linear overlap.** In the one-dimensional case, we store only the center points of our regions, and  
 2 the number of regions that overlap any quadtree cell is at most three. In two dimensions, it  
 3 appears that we may have a large number of small regions that intersect a quadtree cell. However,  
 4 we show in the following lemma that this is not the case.

5 **Lemma 4.3:** The number of  $\beta$ -thick convex regions intersecting any balanced quadtree leaf is  $O(\beta)$ .

6 **Proof:** Let  $R_C$  be the set of thick convex regions that intersect the boundary of leaf  $C$ , and let  $r$   
 7 be the radius of a large disk  $D$  containing all regions in  $R_C$ . For each region  $R_j \in R_C$  there exists  
 8 a disk  $I_j \subseteq R_j$  with center  $m_j$  such that  $|I_j| \geq |R_j|/\beta$ . Moreover, since each region  $R_j$  is convex,  
 9 it must contain a triangle consisting of the diameter of  $I_j$  and some point  $p_j \in R_j \cap C$ . Each of  
 10 the four sides of  $C$  can “see” at most  $\pi r$  of the perimeter of  $D$ . However, by a similar triangles  
 11 argument each triangle must block the line of sight from one or more sides to at least  $\Theta(r/\beta)$  of  
 12 the perimeter (see Figure 6(b)). Thus, since the regions are convex and disjoint, the number of  
 13 regions in  $R_C$  is at most  $O(\beta)$ .  $\square$

## 14 4.1 Definition of the data structure

15 At the core, our data structure is similar to the one-dimensional data structure described above:  
 16 we have a spacial tree, which allows for efficient updates, and a search tree, which allows for  
 17 efficient searching over the quadtree. However, our data structure is augmented to address the  
 18 problems introduced by the two-dimensional case. We maintain a dynamic balanced quadtree  $Q$   
 19 over  $P$ , which we augment to support *mark* and *unmark* operations and marked-ancestor queries,  
 20 and we maintain a dynamic edge-oracle tree on the edges of  $Q$ .

21 **Marked-ancestor tree.** Suppose we are given an angle  $\phi$  which divides  $2\pi$  (i.e.,  $k\phi = 2\pi$ ), and  
 22 consider the set of angular intervals  $\Phi_i = [i\phi, (i+1)\phi]$  (modulo  $2\pi$ ), for integers  $1 \leq i \leq k$ . For each  
 23 quadtree cell  $C$  of  $Q$  with center point  $c$ , we define the wedge  $W_C^i$  centered at  $c$  and with opening  
 24 angle  $\phi$  to be the union of all halflines from  $c$  in a direction in  $\Phi_i$ . Let  $\mathcal{W}_C = \{W_C^i \mid 1 \leq i \leq k\}$ ;  
 25 note that  $\mathcal{W}_C$  partitions  $\mathbb{R}^2$  into  $k$  wedges.

26 For each  $1 \leq i \leq k$ , let  $T_i$  be a marked-ancestor structure on  $Q$ . We mark a cell  $C$  in  $T_i$  if and  
 27 only if there is a region  $R \in \mathcal{R}$  of size  $2\beta|C| \leq |R| < 4\beta|C|$  that intersects  $C$ , and such that the  
 28 center point of  $R$  lies in  $W_C^i$ .

29 When doing a query, we will only look at the first marked ancestor in each  $T_i$ . Lemma 4.5 captures  
 30 the essential property of the regions which enables this strategy. First, we need the following claim.

31 **Claim 4.4:** Let  $\beta$  be given and set  $\phi = \frac{2\pi}{\lceil 13\beta \rceil}$ . Let  $C$  be a cell that is marked in  $T_i$  by a  $\beta$ -thick  
 32 region  $R$ . Let  $L_C^i$  be the set of lines that start in  $C$ , and have a direction in  $\Phi_i$ . Then every line  
 33 in  $L_C^i$  intersects  $R$ .

34 **Proof:** Let  $m$  be the representative point of  $R$ . Since  $R$  is  $\beta$ -thick, there exist disks  $I \subseteq R \subseteq O$   
 35 centered at  $m$  with  $|O|/|I| \leq \beta$ . Since  $R$  caused  $C$  to be marked,  $O$ , must intersect  $C$ , and  $m$   
 36 must lie in  $W_C^i$ . See Figure 7(a).

37 Now, we need that  $I$  intersects all lines in  $L_C^i$ . The distance from  $m$  to  $C$  is at most  $\frac{1}{2}|O| \leq \frac{\beta}{2}|I|$ .  
 38 Then, the distance from  $m$  to the far edge of  $W_C^i$  is at most  $\frac{\beta}{2}|I|\sin\phi$ , and the distance to the  
 39 far edge of  $L_C^i$  is at most  $\frac{\beta}{2}|I|\sin\phi + \frac{1}{2}|C|$ . Since  $|R| \geq 2\beta|C|$ , we know that  $|C| \leq \frac{1}{2}|I|$ . Using  
 40  $\phi = \frac{2\pi}{\lceil 13\beta \rceil}$  implies  $\beta\sin\phi \leq \frac{2\pi}{13} < \frac{1}{2}$ . Combining these, we see that  $|I| \geq \beta|I|\sin\phi + |C|$ , so,  $I$  blocks  
 41 all lines in  $L_C^i$ .  $\square$

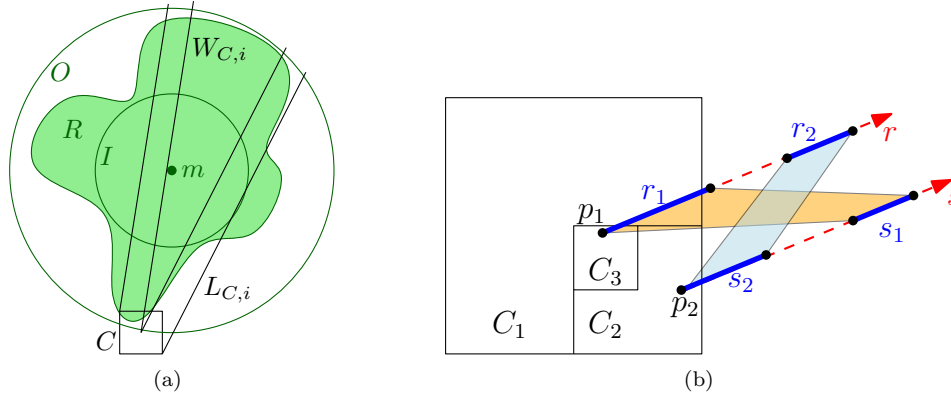


Fig. 7: (a) Illustration of Claim 4.4. (b) Illustration of Lemma 4.5.

42 **Lemma 4.5:** Let  $C_1$  be a cell that is marked in  $T_i$  by a convex and  $\beta$ -thick region  $R_1$ , and let  $C_2$   
 1 be a descendant of  $C_1$  that is marked in  $T_i$  by a convex and  $\beta$ -thick region  $R_2$ . Then there cannot  
 2 be a descendant  $C_3$  of  $C_2$  that intersects  $R_1$ .

3 **Proof:** Let  $R_2$  and  $R_1$  be convex fat regions which mark cells  $C_2$  and  $C_1$  respectively. Then there  
 4 is a point  $p_2 \in R_2 \cap C_2$ . Suppose for contradiction that  $R_1$  intersects  $C_3$ ; that is, there exists a  
 5 point  $p_1 \in R_1 \cap C_3$ . Let  $r$  and  $s$  be two parallel rays from  $p_1$  and  $p_2$  in some direction  $\phi \in \Phi_i$ .  
 6 Note that rays  $r$  and  $s$  are both in  $L_{C_2}^i$ . Therefore each ray must intersect both  $R_1$  and  $R_2$  by  
 7 Claim 4.4. Since each region  $R_1$  and  $R_2$  is convex, their intersection with each ray  $r$  (or  $s$ ) is a  
 8 single line segment, denoted  $r_1$  and  $r_2$  ( $s_1$  and  $s_2$ ) respectively. Moreover, since  $R_1$  and  $R_2$  are  
 9 disjoint, the segments  $r_1$  and  $r_2$  ( $s_1$  and  $s_2$ ) are also disjoint (see Figure 7(b)).

10 Since  $p_1 \in R_1$ ,  $r_1$  must come before  $r_2$  on the ray  $r$ . Similarly,  $s_2$  must come before  $s_1$  on the  
 11 ray  $s$ . Moreover,  $R_1$  is convex, and thus the convex quadrilateral defined by  $r_1, s_1$  is completely  
 12 contained in  $R_1$ , and likewise  $r_2, s_2 \subseteq R_2$ . These two quadrilaterals must intersect, which is a  
 13 contradiction because  $R_1$  and  $R_2$  are disjoint. Therefore there is no point  $p_1 \in R_1 \cap C_3$ .  $\square$

## 14 4.2 Handling queries

15 Given a query point  $q$ , we want to find out which region (if any) contains  $q$ . We begin by performing  
 16 a point location query for  $q$  in the quadtree  $Q$ . By Lemma 2.6 we can find the leaf cell  $C$  in the  
 17 quadtree which contains  $q$  in  $O(\log n)$  time using the edge-oracle tree.

18 By Lemma 4.3, there can only be  $O(\beta)$  regions which intersect  $C$ . All regions of size at most  $2\beta|C|$   
 19 will have tagged  $C$  with a pointer to themselves, and are immediately available from  $C$ . Moreover,  
 20 we can find all regions of size at least  $2\beta|C|$  in  $O(\beta \log n)$  time by querying the marked-ancestor  
 21 structures. We compare each region to our query point, and determine which region (if any)  
 22 intersects the query point in  $O(\beta)$  time. Thus, we can answer the query in total time  $O(\beta \log n)$ .

## 23 4.3 Handling updates

24 We only store the representative points of the regions in the quadtree. Thus, when performing a  
 25 local update, it is sufficient to find the new location for the region's representative point, and then  
 26 update the quadtree, tags, marked-ancestor trees, and edge-oracle trees accordingly.

27 **Locating the new representative point.** Given a pointer to a region  $R$ , we replace it by another  
 1 region  $R'$  that is  $\rho$ -similar to  $R$  for any arbitrary parameter  $\rho \geq 1$ . Let  $p$  and  $p'$  be the repre-  
 2 sentative points of  $R$  and  $R'$ , respectively. We find the leaf cell of  $Q$  containing  $p'$  by going up in the  
 3 quadtree until the size of the cell we are in is similar to the distance to  $p'$ , then using level-links  
 4 to find the ancestor of  $p'$  of similar size, and then going back down.

5 **Lemma 4.6:** The distance in  $Q$  between the leaf  $C$  containing  $p$  and the leaf  $C'$  containing  $p'$  is at  
 6 most  $O(\log(\rho\beta))$ .

7 **Proof:** Recall that by definition,  $|R \cup R'| \leq \rho \min\{|R|, |R'|\}$ , and by Lemma 4.1, each region is  
 8 stored in a quadtree cell proportional to its size, i.e.  $|C| \geq \frac{|R|}{4\beta}$ . Thus,  $|C| \geq \frac{|R \cup R'|}{4\beta\rho}$ , and likewise  
 9 for  $|C'|$ . Hence, to find  $C'$  from  $C$ , we move up at most  $\log(\beta\rho)$  levels in the quadtree to find  
 10 a cell of size  $\Omega(|R \cup R'|)$ , then follow  $O(1)$  level-link pointers to find a large cell containing  $p'$ .  
 11 Finally, we move down at most  $\log(\beta\rho)$  levels to find  $C'$ .  $\square$

12 **Updating the quadtree.** We must also update the quadtree to reflect the new position of the  
 13 representative point. By Lemma 2.2, we can delete  $p$ , insert  $p'$ , and perform the corresponding  
 14 rebalancing of the quadtree in  $O(1)$  worst case time.

15 **Updating the auxiliary structures.** A local update replaces an old region  $R$  by a new region  $R'$   
 16 which is  $\rho$ -similar to  $R$ , but may overlap different quadtree cells than  $R$ . Therefore we may require  
 17 updates to the marked-ancestor structure. Let  $C$  be the quadtree cell containing  $R$ 's representative  
 18 point. After the update,  $R'$  must only intersect  $O(\beta)$  quadtree cells which are similar in size to  
 19  $C$  by Lemma 4.2. For each of these cells, we test the direction of the representative point of  $R'$   
 20 and mark it in the corresponding marked-ancestor tree. We also unmark cells which corresponded  
 21 to the old region  $R$ . These updates can be performed in  $O(\log \log n)$  time per marked-ancestor  
 22 structure. We must also remove tags from all cells in  $S_R$  and add tags to cells in  $S_{R'}$ . However,  
 23 given  $C$  and  $C'$ , this takes  $O(\beta)$  time by Lemma 4.2. By Lemma 2.6 we can also update the  
 24 edge-oracle tree in  $O(1)$  time.

25 **Theorem 4.7:** A set of  $n$  disjoint convex  $\beta$ -thick objects of constant combinatorial complexity in  
 26  $\mathbb{R}^2$  can be maintained in a  $O(\beta n)$  size data structure that supports insertion, deletion and point  
 27 location queries in  $O(\beta \log n)$  time, and  $\rho$ -similar updates in  $O(\beta \log \log n + \log(\beta\rho))$  time. All  
 28 time bounds are worst-case, and the data structure can be implemented on a real-valued pointer  
 29 machine.

## 30 4.4 Non-convex regions

31 We can extend the result to non-convex fat regions, by cutting them into convex pieces. This ap-  
 32 proach only works for polygonal objects, since non-polygonal objects cannot always be partitioned  
 33 into a finite number of convex pieces. For polygonal objects, we use a theorem by van Kreveld:

34 **Theorem 4.8 (from [64]):** A  $\delta$ -wide simple polygon  $P$  with  $n$  vertices can be partitioned in  $O(n \log^2 n)$   
 35 time into  $O(n)$   $\beta$ -wide quadrilaterals and triangles, where  $\beta = \min\{\delta, 1 - \frac{1}{2}\sqrt{3}\}$ .

36 We conclude:

37 **Theorem 4.9:** A set of  $n$  disjoint polygonal  $\delta$ -wide objects of constant combinatorial complexity in  
 38  $\mathbb{R}^2$  can be maintained in a  $O(\delta n)$  size data structure that supports insertion, deletion and point



39 location queries in  $O(\delta \log n)$  time, and  $\rho$ -similar updates in  $O(\delta \log \log n + \log(\delta \rho))$  time. All  
1 time bounds are worst-case, and the data structure can be implemented on a real-valued pointer  
2 machine.

3 Note that  $\alpha, \beta$ -covered objects are  $O(\min\{\alpha, \beta\})$ -thick and polygonal  $\alpha, \beta$ -covered objects are  
4  $O(\min\{\alpha, \beta\})$ -wide, so our results apply to such objects as well.

## 5 5 Discussion

6 We have shown that we can maintain a set of intervals in  $\mathbb{R}^1$  or disjoint fat regions  $\mathbb{R}^2$  in a data  
7 structure that supports  $O(\log n)$  point location queries, and local updates in  $\mathbb{R}^1$  in  $O(1)$  time and  
8 in  $\mathbb{R}^2$  in  $O(\log \log n)$  time respectively. These results are the first of their kind in a geometric  
9 setting. Still, several gaps remain, and there are many open problems left for future research.

10 We show that the fatness restriction is necessary given our current definition of locality. However,  
11 for non-fat objects, the definition seems to be too powerful: if all regions are skinny but homothetic,  
12 for example, we could solve the problem simply by scaling the plane in one direction. As soon as  
13 the regions have different orientations, however, this simple solution no longer works. It would  
14 be interesting to investigate alternative, more restrictive definitions of similarity that capture this  
15 effect, and analyze to what extend local updates on non-fat objects can then be supported.

16 Also, it is unclear whether the disjointness condition is necessary. While the restriction is very  
17 natural in applications where the regions represent physical objects, it would be useful to be able  
18 to handle some restricted amount of overlap when the regions represent imprecision. However, it  
19 appears to be hard to extend our approach in this setting: even simply keeping a constant number  
20 of copies of our data structure does not work, because now one needs to assign regions to layers  
21 on the fly, which appears to be non-obvious.

22 Finally, perhaps the most intriguing question left open regards the update complexity itself. While  
23 the  $O(\log \log n)$  update time in the 2-dimensional case is sublogarithmic, it is not clear whether this  
24 is the right bound, or whether constant time updates might be possible, as in the 1-dimensional  
25 case.

## 26 Acknowledgments

27 Work on this paper has been partially supported by the Office of Naval Research under MURI grant  
28 N00014-08-1-1015. M.L. is further supported by the Netherlands Organisation for Scientific Research  
29 (NWO) under grant 639.021.123.

30 **References**

- 1 [1] P. K. Agarwal, J. Erickson, and L. J. Guibas. Kinetic BSPs for intersecting segments and disjoint  
2 triangles. In *Proc. 9th ACM-SIAM Sympos. Discrete Algorithms*, pages 107–116, 1998.
- 3 [2] S. Alstrup, T. Husfeldt, and T. Rauhe. Marked ancestor problems. Technical Report DIKU-TR-98/9,  
4 Department of Computer Science, University of Copenhagen, April 1998.
- 5 [3] S. Alstrup, T. Husfeldt, and T. Rauhe. Marked ancestor problems. In *39th Annual Symposium on*  
6 *Foundations of Computer Science*, 1998.
- 7 [4] S. Alstrup, J. P. Secher, and M. Spork. Optimal on-line decremental connectivity in trees. *Inform.*  
8 *Process. Lett.*, 64(4):161–164, 1997.
- 9 [5] L. Arge, G. S. Brodal, and L. Georgiadis. Improved dynamic planar point location. In *Proc. 47th*  
10 *Symp. on Foundations of Computer Science*, pages 305–314, 2006.
- 11 [6] S. Arya, D. M. Mount, N. S. Netanyahu, R. Silverman, and A. Y. Wu. An optimal algorithm for  
12 approximate nearest neighbor searching. In D. D. Sleator, editor, *SODA*, pages 573–582. ACM/SIAM,  
13 1994.
- 14 [7] J. Basch, L. J. Guibas, C. Silverstein, and L. Zhang. A practical evaluation of kinetic data structures.  
15 In *Proc. 13th Symp. Comput. Geom.*, pages 388–390, 1997.
- 16 [8] M. Ben-Or. Lower bounds for algebraic computation trees (preliminary report). In *STOC*, pages  
17 80–86, 1983.
- 18 [9] J. L. Bentley. Solutions to Klee’s rectangle problems. Technical report, Carnegie-Mellon Univ.,  
19 Pittsburgh, PA, 1977.
- 20 [10] M. Bern, D. Eppstein, and J. Gilbert. Provably good mesh generation. *J. Comput. Syst. Sci.*,  
21 48(3):384–409, 1994.
- 22 [11] M. Bern, D. Eppstein, and S.-H. Teng. Parallel construction of quadtrees and quality triangulations.  
23 *Internat. J. Comput. Geom. Appl.*, 9(6):517–532, 1999.
- 24 [12] G. E. Blelloch. Space-efficient dynamic orthogonal point location, segment intersection, and range  
25 reporting. In *Proc. 19th S. Disc. Alg.*, pages 894–903, 2008.
- 26 [13] A. Borodin, L. Guibas, N.A.Lynch, and A.C.Yao. Efficient searching using partial ordering. *Infor-*  
27 *mation Processing Letters*, 12(2):71, 1981.
- 28 [14] G. S. Brodal and R. Jacob. Dynamic planar convex hull. In *FOCS*, pages 617–626, 2002.
- 29 [15] R. Bruce, M. Hoffmann, D. Krizanc, and R. Raman. Efficient update strategies for geometric com-  
30 puting with uncertainty. *Theory of Computing Systems*, 38(4):411–423, 2005.
- 31 [16] K. Buchin, M. Löffler, P. Morin, and W. Mulzer. Delaunay triangulation of imprecise points simplified  
32 and extended. *Algorithmica*, 61(3):674–693, 2011.
- 33 [17] E. W. Chambers, A. Erickson, S. P. Fekete, J. Lenchner, J. Sember, V. Srinivasan, U. Stege, S. Stolp-  
34 ner, C. Weibel, and S. Whitesides. Connectivity graphs of uncertainty regions. In *ISAAC (2)*, pages  
35 434–445, 2010.
- 36 [18] S. W. Cheng and R. Janardan. New results on dynamic planar point location. *SIAM J. Comput.*,  
37 21:972–999, 1992.
- 38 [19] M. Cho, D. M. Mount, and E. Park. Maintaining nets and net trees under incremental motion. In  
39 *Proceedings of the 20th International Symposium on Algorithms and Computation*, ISAAC ’09, pages  
40 1134–1143, Berlin, Heidelberg, 2009. Springer-Verlag.
- 41 [20] O. Daescu, W. Ju, J. Luo, and B. Zhu. Largest area convex hull of axis-aligned squares based on  
42 imprecise data. In *COCOON*, pages 192–203, 2011.
- 43 [21] M. de Berg, O. Cheong, M. van Kreveld, and M. Overmars. *Computational geometry: algorithms*  
44 *and applications*. Springer-Verlag, Berlin, third edition, 2008.
- 45 [22] M. de Berg and C. Gray. Vertical ray shooting and computing depth orders for fat objects. In *SODA*,  
46 pages 494–503. ACM Press, 2006.
- 47 [23] M. de Berg, M. Roeloffzen, and B. Speckmann. Kinetic convex hulls and Delaunay triangulations in  
48 the black-box model. In *S. Comp. Geom.*, pages 244–253, 2011.

- 49 [24] O. Devillers. Delaunay triangulation of imprecise points, preprocess and actually get a fast query  
1 time. Technical Report 7299, INRIA, 2010. [http:// hal.archives-ouvertes.fr/ docs/ 00/ 48/ 59/ 15/PDF/RR-7299.pdf](http://hal.archives-ouvertes.fr/docs/00/48/59/15/PDF/RR-7299.pdf).  
2
- 3 [25] D. P. Dobkin and R. J. Lipton. Multidimensional searching problems. *SIAM J. Comput.*, 5:181–186,  
4 1976.
- 5 [26] H. Edelsbrunner, L. J. Guibas, and J. Stolfi. Optimal point location in a monotone subdivision.  
6 *SIAM J. Comput.*, 15(2):317–340, 1986.
- 7 [27] A. Efrat, M. J. Katz, F. Nielsen, and M. Sharir. Dynamic data structures for fat objects and their  
8 applications. *Comput. Geom.*, 15(4):215–227, 2000.
- 9 [28] D. Eppstein, M. T. Goodrich, and M. Löffler. Tracking moving objects with few handovers. In *Proc.*  
10 *12th Algorithms and Data Structures Symposium*, pages 362–373, 2011.
- 11 [29] D. Eppstein, M. T. Goodrich, and J. Z. Sun. Skip quadtrees: Dynamic data structures for multidimensional point sets. *Int. J. Comput. Geometry Appl.*, 18(1/2):131–160, 2008.
- 12 [30] R. A. Finkel and J. L. Bentley. Quad trees: A data structure for retrieval on composite keys. *Acta Inform.*, 4:1–9, 1974.
- 13 [31] R. Fleischer. A simple balanced search tree with  $o(1)$  worst-case update time. In K.-W. Ng, P. Raghavan, N. V. Balasubramanian, and F. Y. L. Chin, editors, *ISAAC*, volume 762 of *Lecture Notes in Computer Science*, pages 138–146. Springer, 1993.
- 14 [32] P. G. Franciosa, C. Gaibisso, G. Gambosi, and M. Talamo. A convex hull algorithm for points with approximately known positions. *International Journal of Computational Geometry and Applications*, 4(2):153–163, 1994.
- 15 [33] J. Gao, L. Guibas, and A. Nguyen. Deformable spanners and their applications. *Computational Geometry: Theory and Applications*, 35:2–19, 2006.
- 16 [34] Y. Giora and H. Kaplan. Optimal dynamic vertical ray shooting in rectilinear planar subdivisions. *ACM Trans. Algorithms*, 5:28:1–28:51, July 2009.
- 17 [35] M. T. Goodrich and R. Tamassia. Dynamic trees and dynamic point location. *SIAM J. Comput.*, 28:612–636, 1998.
- 18 [36] L. Guibas, J. Hershberger, S. Suri, and L. Zhang. Kinetic connectivity for unit disks. In *Proc. 16th Annu. ACM Sympos. Comput. Geom.*, pages 331–340, 2000.
- 19 [37] L. J. Guibas. Kinetic data structures — a state of the art report. In P. K. Agarwal, L. E. Kavraki, and M. Mason, editors, *Proc. Workshop Algorithmic Found. Robot.*, pages 191–209. A. K. Peters, Wellesley, MA, 1998.
- 20 [38] L. J. Guibas, D. Salesin, and J. Stolfi. Constructing strongly convex approximate hulls with inaccurate primitives. *Algorithmica*, 9:534–560, 1993.
- 21 [39] S. Har-Peled. *Geometric Approximation Algorithms*. 2011. AMS Press.
- 22 [40] M. Held and J. S. B. Mitchell. Triangulating input-constrained planar point sets. *Information Processing Letters*, 109(1):54–56, 2008.
- 23 [41] T. Husfeldt, T. Rauhe, and S. Skyum. Lower bounds for dynamic transitive closure, planar point location, and parentheses matching. *Nordic J. Computing*, 3, 1996.
- 24 [42] J. Iacono and S. Langerman. Dynamic point location in fat hyperrectangles with integer coordinates. In *CCCG*, 2000.
- 25 [43] A. Jørgensen, M. Löffler, and J. Phillips. Geometric computations on indecisive points. In *Proc. 12th Algorithms and Data Structures Symposium*, pages 536–547, 2011.
- 26 [44] R. Karlsson. Algorithms in a restricted universe. Technical Report Report CS-84-50, Department of Computer Science, University of Waterloo, Waterloo, Ontario, Canada, 1984.
- 27 [45] M. J. Katz, M. H. Overmars, and M. Sharir. Efficient hidden surface removal for objects with small union size. *Comput. Geom.*, 2:223–234, 1992.
- 28 [46] D. G. Kirkpatrick. Optimal search in planar subdivisions. *SIAM J. Comput.*, 12(1):28–35, 1983.
- 29 [47] D. T. Lee and F. P. Preparata. Location of a point in a planar subdivision and its applications. *SIAM J. Comput.*, 6(3):594–606, 1977.
- 30  
31  
32  
33  
34  
35  
36  
37  
38  
39  
40  
41  
42  
43  
44  
45  
46  
47  
48  
49

- 50 [48] M. Löffler. *Data Imprecision in Computational Geometry*. PhD thesis, Utrecht University,  
1 Utrecht, The Netherlands, 2009.
- 2 [49] M. Löffler and W. Mulzer. Triangulating the square: Quadrees and Delaunay triangulations are  
3 equivalent. In *Proc. 22nd Symposium on Discrete Algorithms*, pages 1759–1777, 2011.
- 4 [50] M. Löffler and J. Snoeyink. Delaunay triangulations of imprecise points in linear time after prepro-  
5 cessing. *Computational Geometry: Theory and Applications*, 43(3):234–242, 2010.
- 6 [51] K. Mehlhorn. Data structures and efficient algorithms, chapter 3, pp. 125–137. Un-  
7 published revision of Springer Verlag, EATCS Monographs, 1984. [http://www.mpi-](http://www.mpi-inf.mpg.de/~mehlhorn/DatAlgbooks.html)  
8 [inf.mpg.de/~mehlhorn/DatAlgbooks.html](http://www.mpi-inf.mpg.de/~mehlhorn/DatAlgbooks.html), 2011.
- 9 [52] K. Mehlhorn and S. Näher. Dynamic fractional cascading. Technical Report TR 06/1986, FB10,  
10 Universität des Saarlandes, Saarbrücken, Federal Republic of Germany, 1986.
- 11 [53] K. Mehlhorn and S. Näher. Dynamic fractional cascading. *Algorithmica*, 5:215–241, 1990.
- 12 [54] K. Mehlhorn, S. Näher, and H. Alt. A lower bound on the complexity of the union-split-find problem.  
13 *SIAM J. Comput.*, 17(6):1093–1102, 1988.
- 14 [55] D. M. Mount, N. S. Netanyahu, C. D. Piatko, R. Silverman, and A. Y. Wu. A computational  
15 framework for incremental motion. In *Proc. 20th Symp. on Comput. Geom.*, pages 200–209, 2004.
- 16 [56] D. M. Mount and E. Park. A dynamic data structure for approximate range searching. In J. Snoeyink,  
17 M. de Berg, J. S. B. Mitchell, G. Rote, and M. Teillaud, editors, *Symposium on Computational*  
18 *Geometry*, pages 247–256. ACM, 2010.
- 19 [57] T. Nagai and N. Tokura. Tight error bounds of geometric problems on convex objects with imprecise  
20 coordinates. In *Jap. Conf. on Discrete and Comput. Geom.*, LNCS 2098, pages 252–263, 2000.
- 21 [58] Y. Nekrich. Data structures with local update operations. In *Proc. Algorithm Theory*, volume 5124  
22 of LNCS, pages 138–147. 2008.
- 23 [59] E. Park and D. M. Mount. A self-adjusting data structure for multidimensional point sets. In  
24 L. Epstein and P. Ferragina, editors, *ESA*, volume 7501 of *Lecture Notes in Computer Science*, pages  
25 778–789. Springer, 2012.
- 26 [60] F. P. Preparata and M. I. Shamos. *Computational geometry. An Introduction*. Springer-Verlag, New  
27 York, 1985.
- 28 [61] H. Samet. *The design and analysis of spatial data structures*. Addison-Wesley, Boston, MA, USA,  
29 1990.
- 30 [62] N. Sarnak and R. E. Tarjan. Planar point location using persistent search trees. *Commun. ACM*,  
31 29:669–679, July 1986.
- 32 [63] D. D. Sleator and R. E. Tarjan. A data structure for dynamic trees. *J. Comput. System Sci.*,  
33 26(3):362–391, 1983.
- 34 [64] M. van Kreveld. On fat partitioning, fat covering, and the union size of polygons. *Comput. Geom.*  
35 *Theory Appl.*, 9(4):197–210, 1998.
- 36 [65] M. van Kreveld, M. Löffler, and J. Mitchell. Preprocessing imprecise points and splitting triangula-  
37 tions. *SIAM Journal on Computing*, 39(7):2990–3000, 2010.
- 38 [66] C. Weibel and L. Zhang. Minimum perimeter convex hull of imprecise points in convex regions. In  
39 *Proc. 27th Symp. on Comput. Geom.*, pages 293–294, 2011.
- 40 [67] K. Yi and Q. Zhang. Multi-dimensional online tracking. In *Proc. of the 20th ACM-SIAM Symposium*  
41 *on Discrete Algorithms (SODA)*, pages 1098–1107. SIAM, 2009.

## 42 A Model of Computation

1 We wish to store regions described by arbitrary real numbers in our data structure. In compu-  
2 tational geometry, the standard model of computation is the real RAM model. A real RAM is  
3 a random access machine with additional support for real number arithmetic. In particular, one  
4 works with an abstract machine with an array of memory cells, each of which can either store a  
5 single real number, or an integer. One is allowed to perform basic algebraic operations on real  
6 numbers in constant time, and to do integer arithmetic and use integers as address pointers as  
7 on a standard random access machine. Additionally, one sometimes allows conversion from real  
8 numbers to integers (e.g., using a *floor* operation): this is justified by the fact that in practice,  
9 real numbers are approximated by floating-point numbers on which the floor operation is trivial  
10 to execute, but controversial because it breaks the internal consistency of the computation model.  
11 Similar to the real RAM, we may consider a real-valued pointer machine, which is a pointer ma-  
12 chine with additional support for real number arithmetic. Like the real RAM, it has memory cells  
13 which store real numbers or integers; however, here the integers cannot be manipulated at all,  
14 they only function as abstract “pointers” to other memory cells.

15 In our data structure and the associated algorithms, we need to be able to compare real numbers to  
16 integers. Furthermore, to build a quadtree, we need an operation that, given a set of real numbers,  
17 provides us with an interval that contains all numbers in the set, and whose length is approximately  
18 the difference between the largest and smallest numbers in the set. On limited-precision machines  
19 supplied with a floor operation, we can easily find the smallest interval containing the numbers  
20 whose length and end points are powers of 2, and use this to keep the quadtree aligned with the  
21 number system of the machine. In the description of our results, we assume that this is the case.  
22 However, if we are not able to convert real numbers to integers, as we would not be on a pure  
23 real RAM or real-valued pointer machine, we can also simply return the interval spanned by the  
24 smallest and largest element of such a set, and use real arithmetic to subdivide the interval and  
25 construct a quadtree. For this, we additionally need to be able to compare real numbers to each  
26 other, to add and subtract them, and to divide them by 2. In Appendix C.1 we describe how to  
27 deal with compressed quadtrees on a pure real-valued pointer machine, in which no floor operation  
28 is available. All other machinery operates on the combinatorial tree. We do need to manipulate  
29 integers (i.e., pointers) in order to use the marked-ancestor data structure by Alstrup *et al.* [2].  
30 In Appendix C.2 we describe how to adapt this structure to a pointer machine, at the cost of an  
31 increase in query time (but since our queries are dominated by point location anyway, this does  
32 not affect our final result).

## 33 B Lower Bounds

34 In this section, we will investigate lower bounds on updates. Clearly, there cannot be any non-  
35 trivial lower bounds if we do not restrict the time we allow to spend on queries, so we will  
36 restrict our attention to data structures that support  $O(\log n)$  queries. We will first argue that  
37 insertions must take  $\Omega(\log n)$  time, and then extend the argument to show that updates cannot be  
38 implemented any faster unless they are local. Finally, we show that some of the restricted settings  
39 we use are necessary.

### 40 B.1 Insertions and deletions

41 The relationship between preprocessing time, insertion time, and query time in dynamic data  
42 structures is well-studied. Borodin *et al.* [13] first showed that if membership queries in an or-  
43 dered set need to be supported in sublinear time, then insertions must necessarily take  $\Omega(\log n)$   
44 comparisons. The seminal paper by Ben-Or [8], relating the height of a computation tree to the  
45 connected components in the space of possible inputs to a problem, made it possible to make the

46 same argument in algebraic computation trees. We base our lower bounds on a reduction to the  
 1 semi-dynamic membership problem, which was shown by Brodal and Jacob [14] to have a  $\Omega(\log n)$   
 2 lower bound for queries and insertions on a Real RAM.

3 **Theorem B.1** (from [14]): Let  $\mathcal{D}$  be a data structure that maintains a set  $S$  of  $n$  real numbers that  
 4 supports insertions in  $I(n)$  time and membership queries in  $Q(n)$  time. Then we have  $I(n) =$   
 5  $\Omega\left(\log \frac{n}{Q(n)}\right)$ .

6 From this result, we easily obtain a  $\Omega(\log n)$  lower bound on insertions for our problem.

7 **Corollary B.2:** Let  $D$  be a data structure that stores a set  $\mathcal{R}$  of  $n$  regions in  $\mathbb{R}^d$ , and allows for  
 8 point location queries in  $Q(n)$  time and insertions/deletions in  $I(n)$  time. If  $Q(n) = o(n)$ , then  
 9  $I(n) = \Omega(\log n)$ .

## 10 B.2 Local updates

11 To obtain lower bounds on the complexity of local updates, the standard approach does not work  
 12 directly. After all, every element that gets moved locally must have been inserted before, so in any  
 13 static argument involving  $n$  elements we already need to spend  $\Omega(n \log n)$  time just to initialize  
 14 the structure. Instead, we will argue that when the local updates are sufficiently powerful, we may  
 15 start with a data structure that already contains  $n$  elements, and use the local updates to simulate  
 16 insertions. If we identify an invariant on the elements and show that it is maintained after the  
 17 updates, we can simulate arbitrarily many rounds of insertions, and their processing time can no  
 18 longer be charged to the initial (true) insertions into our data structure.

19 **Lemma B.3:** Let  $D$  be a data structure that stores a set  $\mathcal{R}$  of  $n$  regions in  $\mathbb{R}^d$ , and allows for point  
 20 location queries in  $Q(n)$  time and updates in  $U(n)$  time. Let  $\mathcal{R}$  be a set of regions on which  
 21 there exists some order  $\mathcal{O} : \mathcal{R} \rightarrow \mathbb{N}$ . Suppose that for any permutation  $\pi$  of  $n$  elements, there  
 22 exists a sequence of  $O(n)$  updates  $S_\pi$  that turns  $\mathcal{R}$  into  $\mathcal{R}'$  such that  $\mathcal{O}(\mathcal{R}) = \pi(\mathcal{O}(\mathcal{R}'))$ . Then if  
 23  $Q(n) = o(n)$ ,  $U(n) = \Omega(\log n)$ .

24 The above lemma is a fairly straightforward consequence of [13].

25 **Unbounded moving.** We first show that if we only allow to move regions (not scale them), but  
 26 have no bound on the distance they may move, we still have a  $\Omega(\log n)$  lower bound.

27 **Lemma B.4:** Let  $D$  be a data structure that stores a set  $\mathcal{R}$  of  $n$  disjoint regions in  $\mathbb{R}^d$ , and allows  
 28 for point location queries in  $Q(n)$  time, insertions in  $I(n)$  time, and move updates in  $U(n)$  time.  
 29 If  $Q(n) = o(n)$ , then  $U(n) = \Omega(\log n)$ .

30 **Proof:** Let  $\mathcal{I}$  be the set of intervals  $\{I_i = [i, i + 1) \mid i = 1, \dots, n\}$ , and let  $\mathcal{I}_j$  be  $\mathcal{I}$  translated by  
 31  $jn$ . Given any permutation  $\pi$  on  $n$  elements, there is clearly a sequence of  $n$  move updates that  
 32 takes the elements of  $\mathcal{I}_j$  and turns them into  $\pi(\mathcal{I}_{j+1})$ : every element can move directly to its new  
 33 location. Therefore, by Lemma B.3, we must have  $U(n) = \Omega(\log n)$ . Since all intervals of  $\mathcal{I}_j \cup \mathcal{I}_{j+1}$   
 34 are disjoint, no interval will overlap any other interval during the execution of the updates, and  
 35 we maintain a ply of 1. □

36 **Unbounded scaling.** If we restrict moving distances but allow full freedom in the precision  
 1 changes, and allow the ply to become 2, then the above argument can be trivially adapted: We can  
 2 permute the set of intervals by first grow each interval large enough to contain the whole domain  
 3 of interest, and then shrink it to its new location. We now show that even if we insist on disjoint  
 4 intervals, there is still a  $\Omega(\log n)$  lower bound on unrestricted scaling, even if we only either grow  
 5 or shrink the intervals.

6 **Lemma B.5:** Let  $D$  be a data structure that stores a set  $\mathcal{I}$  of  $n$  intervals in  $\mathbb{R}^1$  and allows for  
 7 point location queries in  $Q(n)$  time and updates in  $U(n)$  time subject to the following restrictions:  
 8 No more than one interval is allowed to overlap any point; An update may replace interval  $I$  by  
 9 interval  $I'$  that is within distance  $2|I|$ , and has size  $0 < |I'| \leq 2|I|$  (i.e. the interval can shrink  
 10 arbitrarily). Then, if  $Q(n) = o(n)$ ,  $U(n) = \Omega(\log n)$ .

11 **Proof:** Let  $\mathcal{I} = \{I_i = [2^i, 2^{i+1}) \mid i = 1, \dots, n\}$ . That is, the intervals have their left endpoints  
 12 aligned on powers of 2, have exponentially increasing size, and do not intersect each other. Let  $\mathcal{I}_j$   
 13 be  $\mathcal{I}$ , scaled down by a factor  $2^{jn}$ . Then in a local update any interval from  $\mathcal{I}_j$  can be mapped  
 14 to any interval in  $\mathcal{I}_{j+1}$ . Therefore, in  $n$  updates which never cause the ply to exceed one, the  
 15 order of the intervals can be permuted arbitrarily. Thus, by Lemma B.3 if  $Q(n) = o(n)$ , then  
 16  $U(n) = \Omega(\log n)$ .  $\square$

17 Note that by reversing the direction of the updates, the same argument holds for arbitrary growing  
 18 without shrinking.

19 **Unbounded skinniness.** When  $d > 1$ , we additionally require the regions to be fat. Without this  
 20 requirement, it is not obvious how one should define similarity of regions. Using the definition  
 21 from Section 1.1, we can easily adapt the above interval constructions to skinny rectangles.

22 **Lemma B.6:** Let  $D$  be a data structure that stores a set  $\mathcal{R}$  of  $n$  disjoint regions in  $\mathbb{R}^d$ ,  $d \geq 2$ , and  
 23 allows for point location queries in  $Q(n)$  time, insertions in  $I(n)$  time, and similar updates in  $U(n)$   
 24 time. If  $Q(n) = o(n)$ , then  $U(n) = \Omega(\log n)$ .

25 **Proof:** Let  $\mathcal{I}$  be the set of intervals as constructed in Lemma B.4. Extend the intervals to a set  
 26 of rectangles  $\mathcal{R} = \mathcal{I} \times [0, n]$ . Now all elements in  $\mathcal{R}$  have diameter bigger than  $n$ . Every update in  
 27 the proof of Lemma B.4 moves an interval over a distance of at most  $2n$ ; clearly, the corresponding  
 28 update of the rectangle is 3-similar.  $\square$

29 On the other hand, if all regions are convex and homothetic as in the proof above, then they can  
 30 be made fat by simply scaling the plane. It would be interesting to investigate alternative, more  
 31 restrictive definitions of similarity that capture this effect, and analyze to what extent On the  
 32 other hand, if all regions are convex and homothetic as in the proof above, then they can be made  
 33 fat by simply scaling the plane. It would be interesting to investigate alternative, more restrictive  
 34 definitions of similarity that capture this effect, and analyze to what extend local updates on  
 35 non-fat objects can then be supported.

36 **Unbounded ply.** If we allow the regions to overlap arbitrarily, then clearly a single update can  
 37 cause a linear number of changes to a subdivision in the plane. Thus, no method which explicitly  
 38 maintains the regions will be able to handle such updates. Moreover, it seems impossible to  
 39 maintain the set of regions implicitly without requiring some sort of hierarchical subdivision of  
 40 the regions, which would then require updates to take at least  $\Omega(\log n)$  time.

41 Similarly, the update complexity may depend on the current *ply* of the regions (that is, the number  
 42 of regions which intersect a common sub-region.) If all regions contain a common interior, then



43 in  $O(n)$  shrink operations we can permute them arbitrarily within the common region, which  
 1 again implies a  $\Omega(\log n)$  lower bound. However, even if we restrict the ply, and even in the  
 2 one-dimensional case, we have a  $\Omega(\log n)$  lower bound for updates if we want to allow arbitrary  
 3 shrinking.

## 4 C Extensions

5 We show how to extend our data structure so that

- 6 • Our compressed quadtree does not require the *floor* operation.
- 7 • The marked-ancestor component can be implemented on a pointer machine.

### 8 C.1 Arbitrary scales and compressed quadtrees

9 In this paper, we assumed that compressed nodes in a quadtree are aligned with their parents.  
 10 However, aligning a node at an arbitrary scale is not supported in constant time on a Real RAM,  
 11 unless we can use the *floor* operation (or a different non-standard operation [39, Chapter 2]).  
 12 While this is a very natural assumption in practice and does not hinder the implementation of  
 13 our algorithms, it also is “unreasonably powerful” in theory, so we would like to avoid its use to  
 14 strengthen our theoretical bounds.

15 A standard way to avoid this problem in the literature is to allow compressed nodes to be associated  
 16 with *any* square that is contained in the parent square and sufficiently small [16, 39, 49]. This is  
 17 fine in a static context, but in our dynamic quadtrees we have to be more careful: after a number  
 18 of merge operations the size difference between a compressed node and its parent may become less  
 19 than a factor  $a$ , and then we cannot simply connect the two trees since they are not aligned.

20 However, in a compressed quadtree with non-aligned compressed nodes we can still align nodes  
 21 when necessary in  $O(1)$  amortized time, which we now show. We will view each compressed node  
 22 as a cut, which divides its ancestors and descendants into different components which may not be  
 23 aligned with each other. Let  $n$  be the number of nodes in the quadtree and let  $N_i$  be the number  
 24 of nodes in component  $i$ . We define our potential function for each component as

$$\Phi_i = N_i(\log n - \log N_i)$$

25 and the total potential function as  $\sum_i \Phi_i$ .

26 We now analyze the cost of local or global update operation.

- *insert into existing component:*

The insertion takes  $O(\log n)$ , and adds  $O(1)$  nodes to this component of the quadtree. For each node we add, we increment  $n$  and  $N$  by 1. Therefore the change in potential of the component is

$$\begin{aligned} \Delta\Phi &= -N_i(\log n - \log N_i) + (N_i + 1)(\log(n + 1) - \log(N_i + 1)) \\ &= N_i(\log \frac{n + 1}{n} - \log \frac{N_i + 1}{N_i}) + (\log(n + 1) - \log(N_i + 1)) \\ &= \log(n + 1) + \text{negative terms} \\ &= O(\log n) \end{aligned}$$

27 Therefore, the total amortized cost is  $O(\log n + \Delta\Phi) = O(\log n)$ .

- *insert into new component:*

An insertion may create a new compressed node. In this case, we create the corresponding component, and for each of the  $O(1)$  nodes created in the new component, we have the following change in potential:

$$\Delta\Phi = 1 \cdot (\log n - \log 1) = O(\log n)$$

28 Therefore the total amortized cost in this case is also  $O(\log n)$ .

- *merge 2 components:*

If the size difference between the two components becomes less than a factor of  $a$ , then they must be merged. We must make sure that the two components are aligned, and so we spend  $O(1)$  time for each node in the smaller component to align them with the larger component. Let  $N_s$  be the number of nodes in the smaller component,  $N_L$  be the number of nodes in the larger component and  $N = N_s + N_L$  be the total number of nodes in both components. Note that  $N \geq 2N_s$ . The change in potential for these two components is

$$\begin{aligned} \Delta\Phi &= -N_s(\log n - \log N_s) - N_L(\log n - \log N_L) + N(\log n - \log N) \\ &= N_s \log N_s + N_L \log N_L - N \log N \\ &= N_s(\log N_s - \log N) + N_L(\log N_L - \log N) \\ &< N_s(-\log 2) + N_L(-\log \frac{N}{N_L}) \\ &< -N_s \end{aligned}$$

1 Therefore the amortized cost of merging the two components is  $O(N_s - N_s) = O(0)$ .

- *deletion:*

If we delete a node out of a component containing  $N$  nodes, then the change in potential is

$$\begin{aligned} \Delta\Phi &= -N(\log n - \log N) + (N - 1)(\log(n - 1) - \log(N - 1)) \\ &= N \log \frac{N}{N - 1} - N \log \frac{n}{n - 1} - (\log(n - 1) - \log(N - 1)) \\ &< O(1) \end{aligned}$$

2 Therefore the amortized cost of a deletion is  $O(\log n + 1) = O(\log n)$ .

- *local updates:*

3 Local updates do not change the total number of nodes, and move at most  $O(1)$  nodes from  
4 1 component to another. Therefore, the change in potential of a local update is  $O(1)$ , and  
5 the amortized cost is  $O(\log \log n + 1) = O(\log \log n)$ .  
6

7 **Lemma C.1:** We can align compressed subtrees by the time they are connected in  $O(1)$  amortized  
8 time per split or merge operation.

## 9 C.2 Marked-ancestor queries on a pointer machine

10 We now show how to adapt the marked-ancestor structure of Alstrup *et al.* [2, 3] so that it works  
11 on a pointer machine.

12 Suppose that we are given a tree  $T$  over which we want to support marked ancestor queries.  
13 Recall that a *heavy node* is a node with at least two children. Alstrup *et al.* maintain what they  
14 call an ART-universe. That is, they partition the nodes of  $T$  into micro-trees such that each  
15 micro tree has at most  $O(\log n)$  heavy nodes, and any leaf to root path passes through at most  
16  $O(\log n / \log \log n)$  micro trees. Thus, they reduce any marked-ancestor query in  $T$  to at most

17  $O(\log n / \log \log n)$  *exists* queries on the micro trees which determine if each micro tree on the  
 1 path to the root contains a marked ancestor and one marked-ancestor query in the first micro-tree  
 2 which contains a marked ancestor. The final marked-ancestor query in the micro tree is answered  
 3 by determining which of the at most  $O(\log n)$  paths in the micro tree contains a marked ancestor,  
 4 and then performing a marked successor query on that path.

5 The reduction from queries in  $T$  to queries in micro-trees only requires a pointer machine. However,  
 6 they require a word-RAM to support their queries within micro-trees in two places. First, they  
 7 maintain connectivity between the  $O(\log n)$  paths within a micro-tree using the bit-manipulation  
 8 techniques of [4]. Second, they use a RAM based implementation to support their marked successor  
 9 queries on the marked path. Thus, if we replace these two data structures, we will support all  
 10 operations on a pointer machine.

11 The latter data structure is easy to replace. We just use a pointer-machine based implementation  
 12 of a Union-Split-Find data structure [44, 51, 52, 54] to support the marked successor queries on a  
 13 path. We now describe how to replace the former data structure.

14 We keep the same subdivision of a micro-tree into  $O(\log n)$  paths, but instead of using bit-  
 15 manipulations to keep track of the  $O(\log n)$  paths, we build a tree on the paths. By construction,  
 16 each path does not contain any heavy nodes in its interior. Therefore, we can compress each  
 17 path in the micro-tree to a single node representing the path, where each compressed-path-node  
 18 is marked if and only if at least one node on the corresponding path is marked. The result is a  
 19 tree with a logarithmic number of nodes. Over our path-node-tree, we build the Link-Cut data  
 20 structure of Sleater and Tarjan [63], which maintains a dynamic forest and supports operations  
 21 link, cut, and find-root in  $O(\log N)$  time, where  $N$  is the number of nodes in the forest. Just as  
 22 Union-Split-Find is equivalent to the marked successor problem, the link-cut trees support all the  
 23 operations required for the marked-ancestor problem. The Link operation corresponds to unmark,  
 24 and the Cut operation corresponds to the mark operation. Likewise, the find-root operation, which  
 25 returns the root of the current tree corresponds to the marked-ancestor query. Since the number  
 26 of nodes in our path-node-tree is  $N = O(\log n)$ , this data structure supports all marked-ancestor  
 27 operations on the path-node-tree in  $O(\log \log n)$  time.

28 Thus, all of the components of the data structure are now supported on a pointer machine. To  
 29 perform a query in  $T$ , we perform at most  $O(\log n / \log \log n)$  marked ancestor queries in the  
 30 micro-trees. When we reach the first marked path-node in a micro-tree, we also perform a marked  
 31 successor query on this path, and the returned node is the first marked ancestor in  $T$ . Since  
 32 the time spent in each micro-tree is at most  $O(\log \log n)$ , the total time required for a query in  
 33  $O(\log n)$ .

34 To perform a mark/unmark update of a node  $v \in T$ , we perform the corresponding update on  
 35 the path  $P$  containing  $v$ . If this is/was the only marked node in  $P$ , then we also update the  
 36 corresponding path node  $u_P$  in the link-cut data structure containing  $u_P$ . Thus we update a  
 37 constant number of data structures, and each update takes  $O(\log \log n)$  time.

38 **Lemma C.2:** We can maintain a data structure over any rooted tree  $T$  which supports insertions  
 39 and deletions of leaves in  $O(1)$  amortized time, marking and unmarking nodes in  $O(\log \log n)$   
 40 worst-case time, and queries for the lowest marked ancestor in  $O(\log n)$  worst-case time. All  
 41 operations are supported on a pointer machine.