

International Journal of Modern Physics E
 © World Scientific Publishing Company

SHELL MODEL DESCRIPTION OF $^{102-108}\text{Sn}$ ISOTOPES

T. TRIVEDI

*Tata Institute of Fundamental Research, Mumbai- 400005, India and
 Department of Physics, University of Allahabad, Allahabad-211002, India*

P.C. SRIVASTAVA

*Instituto de Ciencias Nucleares, Universidad Nacional Autónoma de México, Apartado Postal
 70-543, 04510 México, D.F., México*

D. NEGI

Inter University Accelerator Centre, New Delhi- 1160067, India

I. MEHROTRA

Department of Physics, University of Allahabad, Allahabad-211002, India

We have performed shell model calculations for neutron deficient even $^{102-108}\text{Sn}$ and odd $^{103-107}\text{Sn}$ isotopes in $sdg_{7/2}h_{11/2}$ model space using two different interactions. The first set of interaction is due to Brown *et al.* and second is due to Hoska *et al.* The calculations have been performed using doubly magic ^{100}Sn as core and valence neutrons are distributed over the single particle orbits $1g_{7/2}$, $2d_{5/2}$, $2d_{3/2}$, $3s_{1/2}$ and $1h_{11/2}$. In more recent experimental work for ^{101}Sn [Phys. Rev. Lett. **105** (2010) 162502], the g.s. is predicted as $5/2^+$ with excited $7/2^+$ at 172 keV. We have also performed another two set of calculations by taking difference in single particle energies of $2d_{5/2}$ and $1g_{7/2}$ orbitals by 172 keV. The present state-of-the-art shell model calculations predict fair agreement with the experimental data. These calculations serve as a test of nuclear shell model in the region far from stability for unstable Sn isotopes near the doubly magic ^{100}Sn core.

1. Introduction

The structure of neutron deficient nuclei far from β -stability is currently at the focus of nuclear structure due to development of the radioactive ion beam facilities, high efficiency gamma detector array and state-of-the-art shell model calculations using new effective interactions. Further, nuclei near the $N \simeq Z$, heaviest doubly magic core are more interesting because they exhibit many new structural phenomenon such as shell evolution ¹, change of collective properties ², band termination ³ and magnetic rotation ⁴ *etc.*

In recent years rich variety of experimental data is now available for neutron deficient Sn isotopes by various experimental studies. Faestermann *et al.* first time

measured the half-life, β - and γ -spectrum of ^{102}Sn at GSI ⁵. Excited states for ^{103}Sn using EUROBALL and ancillary detectors was reported in ⁶. Structure of high spin states in ^{104}Sn using reaction $^{58}\text{Ni}(^{50}\text{Cr}, 2p2n)$ at 200 and 205 MeV beam energies were reported by Górska *et al.* ⁷. Gadea *et al.* ⁴ investigated structure of ^{105}Sn through $^{50}\text{Cr}(^{58}\text{Ni}, 2pn)$ reaction at energies of 210 MeV, they also found dipole band similar to the Pb region. Coexistence of collective and quasiparticle structure in ^{106}Sn and ^{108}Sn have been reported by Juutinen *et al.* ⁸. For ^{108}Sn smooth band termination is also reported in ³. In more recent experiment Banu *et al.* studied ^{108}Sn in inverse kinematics by intermediate-energy Coulomb excitation using the RISING setup at GSI ⁹. Vaman *et al.* studied even-mass $^{106-112}\text{Sn}$ at NSCL from intermediate-energy Coulomb excitations ¹⁰. Recently Ressler *et al.* reported β decay studies of $^{107,109}\text{Sb}$ to establish low-lying states in $^{107,109}\text{Sn}$ ¹¹.

From theoretical point of view the Sn isotopes are interesting to study, as they are unique testing ground for nuclear structure calculation. Previously shell model calculation for neutron-deficient Sn isotopes have been performed by Engeland *et al.* ¹², Covello *et al.* ¹³ and Schubert *et al.* ¹⁴ taking ^{100}Sn as core, almost more than one decade back. However, recently shell model calculations for $^{106-109}\text{Sn}$ isotopes using CD-Bonn and Nijmegen1 interactions are reported by Dikman ¹⁵. In the present work, large - scale shell model calculation have been performed for neutron deficient even $^{102-108}\text{Sn}$ and odd $^{103-107}\text{Sn}$ isotopes for more recent accumulated experimental data. The calculation have been performed in $sdg_{7/2}h_{11/2}$ model space. The aim of present work is to test the effective interactions for these lighter Sn isotopes near the $N \simeq Z$ line where pairing correlation are more important.

Table 1. Single particle energies used in different shell model approaches.

orbital nlj	sn100pn	snet	sn100pn(mod.)	snet(mod.)
	Energy(MeV)			
$2d_{5/2}$	-10.6089	-10.10	-10.6089	-10.322
$1g_{7/2}$	-10.2893	-10.15	-10.4369	-10.15
$3s_{1/2}$	-8.7167	-8.40	-8.7167	-8.40
$2d_{3/2}$	-8.6944	-8.09	-8.6944	-8.09
$1h_{11/2}$	-8.8152	-7.85	-8.8152	-7.85

2. Details of Calculation

Shell model calculation of the low-lying states for mass $A = 102-108$, Sn isotopes have been performed in $sdg_{7/2}h_{11/2}$ valence space taking ^{100}Sn as core. Valence neutrons are distributed over the single particle orbits $1g_{7/2}$, $2d_{5/2}$, $2d_{3/2}$, $3s_{1/2}$ and $1h_{11/2}$. In the present calculations, we have used two sets of interactions. The first set of interaction named sn100pn was obtained from a realistic interaction

Table 2. Experimental ²² and theoretical low-lying states of ^{102}Sn . Energies are in MeV.

J^π	Exp.	J^π	sn100pn	J^π	snet	J^π	sn100pn(mod.)	J^π	snet(mod.)
(0 ⁺)	0.000	0 ⁺	0.000	0 ⁺	0.000	0 ⁺	0.000	0 ⁺	0.000
(2 ⁺)	1.472	2 ⁺	1.683	2 ⁺	1.689	2 ⁺	1.709	2 ⁺	1.618
(4 ⁺)	1.969	6 ⁺	2.063	4 ⁺	2.011	6 ⁺	2.007	4 ⁺	1.982
(6 ⁺)	2.051	4 ⁺	2.129	6 ⁺	2.089	4 ⁺	2.136	6 ⁺	2.056
-	-	0 ⁺	2.301	2 ⁺	2.484	0 ⁺	2.178	2 ⁺	2.420
-	-	1 ⁺	2.381	0 ⁺	2.565	1 ⁺	2.303	0 ⁺	2.487
-	-	2 ⁺	2.396	1 ⁺	2.593	2 ⁺	2.305	4 ⁺	2.518
-	-	6 ⁺	2.582	4 ⁺	2.666	4 ⁺	2.583	1 ⁺	2.540
-	-	4 ⁺	2.617	6 ⁺	2.680	3 ⁺	2.593	3 ⁺	2.643
-	-	3 ⁺	2.670	3 ⁺	2.692	6 ⁺	2.629	5 ⁺	2.753
-	-	5 ⁺	2.733	5 ⁺	2.805	5 ⁺	2.655	6 ⁺	2.831

developed by Brown *et al.*,¹⁶ starting with G matrix derived from CD Bonn nucleon nucleon interaction¹⁷. This interaction has three parts, proton-proton (pp), neutron-neutron (nn) and proton-neutron (pn). Apart from Coulomb interaction was added to the interaction between protons. The second set of interaction named snet was obtained from bare G matrix by Hoska *et al.*¹⁹ based on renormalized Paris potential for $N = 82$ nuclei²⁰. The single particle energies for these two interactions are given in Table 1. In more recent work for ^{101}Sn , the g.s. is predicted as $5/2^+$ with excited $7/2^+$ at 172 keV¹⁸. We have also performed another two set of calculations by taking difference in single particle energies of $2d_{5/2}$ and $1g_{7/2}$ orbitals by 172 keV. These two modified results are reported as sn100pn(mod.) and snet(mod.). The calculation have been performed using code Nushell²¹ without any truncation except in case of ^{108}Sn where we have put maximum two particles in $1h_{11/2}$ orbital.

3. Results and Discussion

3.1. Excitation energies of even Sn isotopes

In Table 2, we have tabulated all the calculated and experimentally known levels for ^{102}Sn and corresponding levels are also shown in Fig. 1. Experimentally, only few excited states with $J^\pi = 2^+, 4^+$ and 6^+ are known. The ground state 0^+ is well predicted by both the interactions and it is found that calculated 2^+ state lies at 211 and 217 keV above the experimental values for sn100pn and snet interactions. However, with modified single particle energies¹⁸ in snet(mod.) interaction, the calculated 2^+ states is well reproduced with an energy difference of 146 keV, whereas, from sn100pn(mod.) interaction change is not much pronounced. The 4^+ state is well predicted by snet interaction but in case of sn100pn interaction it lies above the 6^+ . The 6^+ is predicted at 2063 and 2089 keV by sn100pn and snet interaction, respectively.

The calculated and experimentally known energy levels for ^{104}Sn are tabulated

4 Trivedi, Srivastava, Negi and Mehrotra

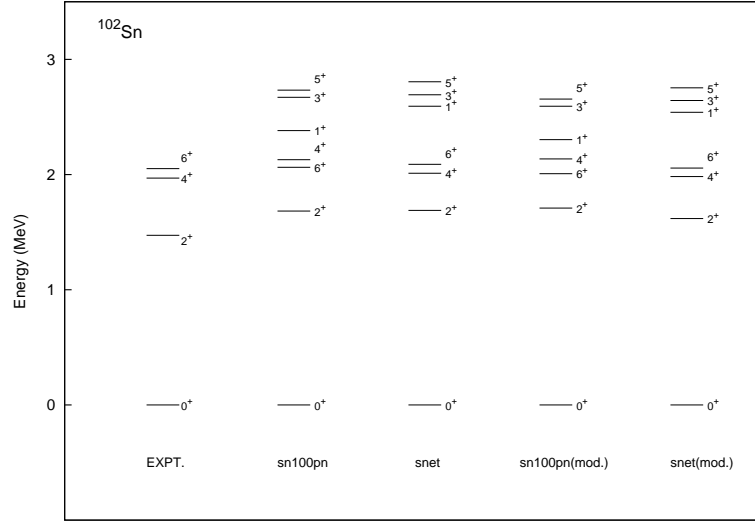
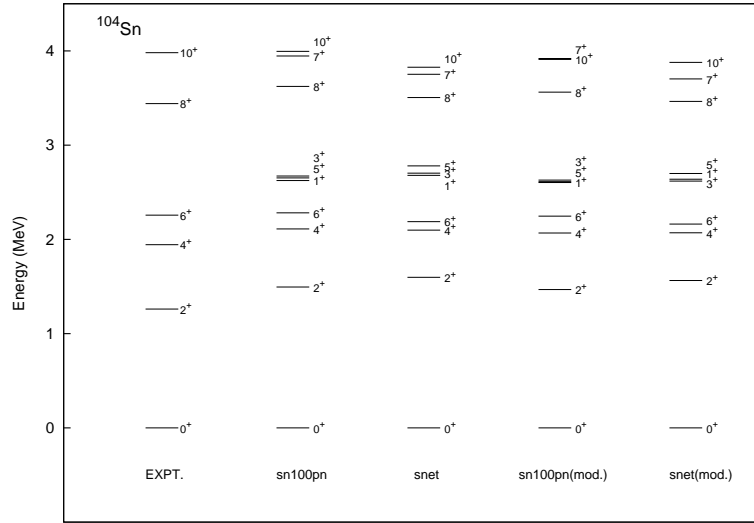

 Fig. 1. Experimental 22 and calculated energy levels of ^{102}Sn with sn100 and snet interactions.

 Table 3. Experimental 7 and theoretical low-lying states (up to 4.5 MeV) of ^{104}Sn . Energies are in MeV.

J^π	Exp.	J^π	sn100pn	J^π	snet	J^π	sn100pn(mod.)	J^π	snet(mod.)
(0^+)	0.000	0^+	0.000	0^+	0.000	0^+	0.000	0^+	0.000
(2^+)	1.260	2^+	1.494	2^+	1.597	2^+	1.467	2^+	1.563
(4^+)	1.943	4^+	2.111	4^+	2.098	4^+	2.067	4^+	2.070
(6^+)	2.257	6^+	2.282	6^+	2.188	6^+	2.246	6^+	2.162
(8^+)	3.440	0^+	2.358	0^+	2.337	0^+	2.358	0^+	2.201
(10^+)	3.981	2^+	2.537	2^+	2.534	2^+	2.476	4^+	2.442
-	-	1^+	2.624	4^+	2.609	4^+	2.550	2^+	2.444
-	-	4^+	2.633	1^+	2.679	1^+	2.603	3^+	2.618
-	-	5^+	2.652	3^+	2.702	5^+	2.613	1^+	2.638
-	-	3^+	2.672	5^+	2.780	3^+	2.629	5^+	2.699
-	-	6^+	2.797	6^+	2.861	6^+	2.809	6^+	2.963
-	-	5^+	3.038	3^+	3.074	5^+	2.979	5^+	3.052
-	-	3^+	3.061	5^+	3.083	3^+	3.018	3^+	3.138
-	-	1^+	3.345	8^+	3.505	1^+	3.292	8^+	3.464
-	-	8^+	3.623	1^+	3.543	8^+	3.562	1^+	3.511
-	-	7^+	3.946	7^+	3.751	10^+	3.912	7^+	3.702
-	-	10^+	3.995	10^+	3.826	7^+	3.917	10^+	3.878

in Table 3 and are also plotted in Fig. 2. Both the interactions predict very well the ordering of levels. In order to interpret the experimental results of ^{104}Sn , Górska *et al.* 7 have also done similar calculations using snet interaction. Along with result of same interaction, we are also reporting results from sn100pn interaction for sys-

Fig. 2. Same as figure 1 for ^{104}Sn .

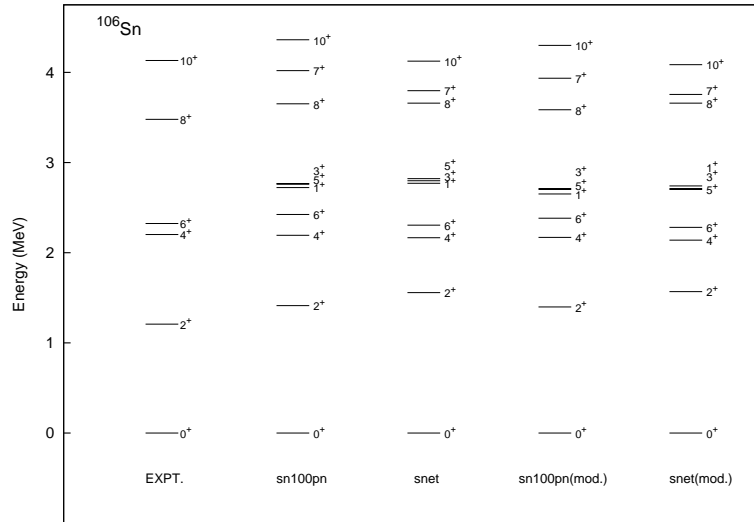
tematic study of this nucleus. The first excited 2^+ state is overestimated by 234, 337 keV from sn100pn and snet interaction from the experimental value, which is reduced by 207 and 303 keV, respectively when single particle energies are adjusted in these interactions. The first 4^+ is predicted at 2111 and 2098 keV by sn100pn and snet interaction while corresponding experimental value is 1943 keV. The first 6^+ is predicted by both interactions within 70 keV difference from experimental observed data. The spacing between 4^+ and 6^+ gets compressed from snet interaction which remains almost unchanged with modified single particle energies too. The high-spin states 8^+ and 10^+ are calculated at 3623 and 3995 keV for sn100pn interaction whereas, from sn100pn (mod.) these states lie at 3562 and 3912 keV, which are closer to experimental data. With snet interaction, these states lie at 3505 and 3826 keV. The snet(mod.) interaction predicts 8^+ and 10^+ at 3702, 3878, keV respectively.

For ^{106}Sn , the calculated and experimental states are listed in Table 4 and corresponding energy spectra are shown in Fig. 3. More recently shell model calculation has been done by Dikmen ¹⁵ for ^{106}Sn using CD Bonn potential. The calculation reported in this paper using two different types of interactions have some what over estimated the experimentally observed ones, while our calculation using sn100pn and snet interactions are more close to the experimentally observed data. The position of 2^+ level at 1.413 MeV from sn100pn interaction agrees with experimentally observed one at 1.208 MeV but it is over estimated by 350 keV in snet interaction. Again the 4^+ , 6^+ , 8^+ and 10^+ states are in good agreement with experimental data from both the interaction, even in much better agreement with snet interac-

6 *Trivedi, Srivastava, Negi and Mehrotra*

 Table 4. Experimental ⁸ and theoretical low-lying states (up to 4.5 MeV) of ¹⁰⁶Sn. Energies are in MeV.

J ^π	Exp.	J ^π	sn100pn	J ^π	snet	J ^π	sn100pn(mod.)	J ^π	snet(mod.)
(0 ⁺)	0.000	0 ⁺	0.000	0 ⁺	0.000	0 ⁺	0.000	0 ⁺	0.000
(2 ⁺)	1.208	2 ⁺	1.413	2 ⁺	1.558	2 ⁺	1.399	2 ⁺	1.569
(4 ⁺)	2.202	4 ⁺	2.194	4 ⁺	2.167	4 ⁺	2.170	0 ⁺	2.138
(6 ⁺)	2.324	6 ⁺	2.424	6 ⁺	2.306	0 ⁺	2.368	4 ⁺	2.140
(8 ⁺)	3.480	0 ⁺	2.430	0 ⁺	2.361	6 ⁺	2.383	6 ⁺	2.281
(10 ⁺)	4.133	2 ⁺	2.592	4 ⁺	2.615	2 ⁺	2.519	4 ⁺	2.514
-	-	4 ⁺	2.676	2 ⁺	2.625	4 ⁺	2.592	2 ⁺	2.573
-	-	1 ⁺	2.723	1 ⁺	2.771	1 ⁺	2.672	5 ⁺	2.704
-	-	5 ⁺	2.762	3 ⁺	2.799	5 ⁺	2.703	3 ⁺	2.709
-	-	3 ⁺	2.766	5 ⁺	2.822	3 ⁺	2.711	1 ⁺	2.741
-	-	6 ⁺	2.985	6 ⁺	2.932	6 ⁺	2.967	6 ⁺	2.897
-	-	5 ⁺	3.080	5 ⁺	3.169	5 ⁺	3.036	5 ⁺	3.214
-	-	1 ⁺	3.481	3 ⁺	3.293	3 ⁺	3.111	3 ⁺	3.298
-	-	8 ⁺	3.652	8 ⁺	3.660	1 ⁺	3.435	1 ⁺	3.619
-	-	7 ⁺	4.020	1 ⁺	3.692	8 ⁺	3.586	8 ⁺	3.660
-	-	7 ⁺	4.119	7 ⁺	3.797	7 ⁺	3.936	7 ⁺	3.756
-	-	10 ⁺	4.362	10 ⁺	4.125	10 ⁺	4.300	10 ⁺	4.086

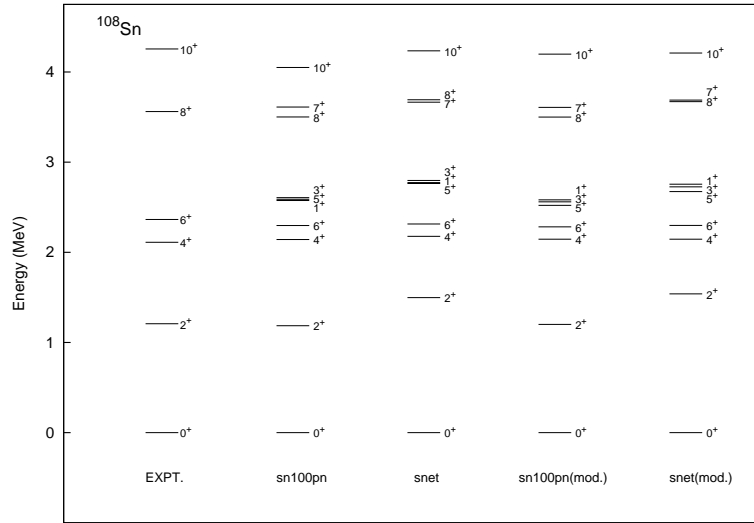

 Fig. 3. Same as figure 1 for ¹⁰⁶Sn.

tion. However, changing the single particle energies in both the interaction does not show significant improvement in the energy spectrum for these levels.

Table 5, contains experimentally observed and theoretically calculated states up to 4.5 MeV for ¹⁰⁸Sn. These states are also shown in Fig. 4. In both set of shell model

Table 5. Experimental 3 and theoretical low-lying states (up to 4.5 MeV) of ^{108}Sn . Energies are in MeV.

J^π	Exp.	J^π	sn100pn	J^π	snet	J^π	sn100pn(mod.)	J^π	snet(mod.)
(0 ⁺)	0.000	0 ⁺	0.000	0 ⁺	0.000	0 ⁺	0.000	0 ⁺	0.000
(2 ⁺)	1.207	2 ⁺	1.186	2 ⁺	1.498	2 ⁺	1.201	2 ⁺	1.540
(4 ⁺)	2.111	4 ⁺	2.142	4 ⁺	2.177	4 ⁺	2.146	4 ⁺	2.146
(6 ⁺)	2.365	2 ⁺	2.264	6 ⁺	2.315	0 ⁺	2.247	0 ⁺	2.163
(8 ⁺)	3.561	6 ⁺	2.297	0 ⁺	2.326	2 ⁺	2.248	6 ⁺	2.299
(10 ⁺)	4.256	0 ⁺	2.315	2 ⁺	2.606	6 ⁺	2.283	2 ⁺	2.526
-	-	4 ⁺	2.338	4 ⁺	2.607	4 ⁺	2.316	4 ⁺	2.589
-	-	1 ⁺	2.575	5 ⁺	2.767	5 ⁺	2.521	5 ⁺	2.674
-	-	5 ⁺	2.588	1 ⁺	2.771	3 ⁺	2.560	3 ⁺	2.726
-	-	3 ⁺	2.607	3 ⁺	2.797	1 ⁺	2.582	1 ⁺	2.756
-	-	6 ⁺	2.985	6 ⁺	2.859	5 ⁺	2.794	6 ⁺	2.762
-	-	5 ⁺	2.759	5 ⁺	3.115	6 ⁺	2.816	1 ⁺	3.165
-	-	6 ⁺	2.840	3 ⁺	3.338	3 ⁺	2.909	5 ⁺	3.208
-	-	3 ⁺	2.886	7 ⁺	3.666	1 ⁺	2.951	3 ⁺	3.312
-	-	1 ⁺	3.006	8 ⁺	3.693	8 ⁺	3.500	8 ⁺	3.672
-	-	8 ⁺	3.502	8 ⁺	4.054	7 ⁺	3.608	7 ⁺	3.689
-	-	7 ⁺	3.612	7 ⁺	4.137	8 ⁺	3.889	8 ⁺	4.023
-	-	10 ⁺	4.051	10 ⁺	4.235	10 ⁺	4.199	10 ⁺	4.211


 Fig. 4. Same as figure 1 for ^{108}Sn .

calculations for ^{108}Sn , the calculations have been performed by imposing restriction of maximum two particles in $h_{11/2}$ orbital to tackle dimension of matrices. For the sn100pn interaction, the calculated 2^+ , 4^+ , 6^+ , 8^+ and 10^+ states are predicted at 1186, 2142, 2297, 3502 and 4051 keV corresponding to experimental value of 1207,

Table 6. Experimental ⁶ and theoretical low-lying states (up to 2.5 MeV) of ¹⁰³Sn. Energies are in MeV.

J ^π	Exp.	J ^π	sn100pn	J ^π	snet	J ^π	sn100pn(mod.)	J ^π	snet(mod.)
(5/2 ⁺)	0.000	5/2 ⁺	0.000	5/2 ⁺	0.000	5/2 ⁺	0.000	5/2 ⁺	0.000
(7/2 ⁺)	0.168	7/2 ⁺	0.026	7/2 ⁺	0.077	7/2 ⁺	0.107	7/2 ⁺	0.254
(11/2 ⁺)	1.486	5/2 ⁺	1.124	3/2 ⁺	1.008	1/2 ⁺	1.267	3/2 ⁺	0.920
(13/2 ⁺)	1.785	1/2 ⁺	1.186	5/2 ⁺	1.241	5/2 ⁺	1.268	5/2 ⁺	1.351
-	-	7/2 ⁺	1.282	3/2 ⁺	1.284	7/2 ⁺	1.304	9/2 ⁺	1.374
-	-	3/2 ⁺	1.307	9/2 ⁺	1.399	3/2 ⁺	1.325	3/2 ⁺	1.420
-	-	3/2 ⁺	1.355	1/2 ⁺	1.512	9/2 ⁺	1.430	1/2 ⁺	1.550
-	-	9/2 ⁺	1.395	7/2 ⁺	1.521	3/2 ⁺	1.435	9/2 ⁺	1.587
-	-	11/2 ⁺	1.635	11/2 ⁺	1.601	11/2 ⁺	1.647	11/2 ⁺	1.668
-	-	9/2 ⁺	1.717	9/2 ⁺	1.612	9/2 ⁺	1.663	1/2 ⁺	1.865
-	-	1/2 ⁺	1.749	1/2 ⁺	1.660	1/2 ⁺	1.784	15/2 ⁺	1.885
-	-	11/2 ⁺	1.763	11/2 ⁺	1.751	11/2 ⁺	1.799	13/2 ⁺	1.904
-	-	13/2 ⁺	1.798	17/2 ⁺	1.925	15/2 ⁺	1.839	11/2 ⁺	1.925
-	-	17/2 ⁺	1.876	13/2 ⁺	1.931	13/2 ⁺	1.840	13/2 ⁺	1.982
-	-	15/2 ⁺	1.924	15/2 ⁺	1.938	17/2 ⁺	1.918	17/2 ⁺	2.085
-	-	15/2 ⁺	2.066	15/2 ⁺	2.010	13/2 ⁺	2.079	15/2 ⁺	2.252

2111, 2365, 3561 and 4256 keV. It has been observed that experimental levels are in much better agreement from sn100pn as well as snet interactions as compared to the previous work done by Dikmen¹⁵. In general, the calculations performed with new single particle energies¹⁸, significantly improve the predictive power of calculations as compared to the calculations performed with previously taken single particle energies.

3.2. Excitation energies of odd Sn isotopes

The calculated energy spectra for odd ^{103–107}Sn isotopes are shown in Figs.5-6. In the present calculations the energy spectra are plotted up to 2.5 MeV excitation energy whereas previous calculations were reported up to 2 MeV. Here, we have extended the calculations with better agreement from experimental data for odd A Sn isotopes. Some characteristic features have been reported ahead.

In Table 6, we have listed all experimentally ⁶ known and calculated low-lying states for ¹⁰³Sn. Experimentally, only three excited states 7/2⁺, 11/2⁺ and 13/2⁺ are known above the ground state 5/2⁺. From Fig. 5 we can see that in both sets of calculations, the splitting of two low-lying states 5/2⁺ and 7/2⁺, which are essentially single particle in nature, is under estimated by ~140 and ~90 keV from sn100pn and snet interactions whereas, from recently observed single particle energies¹⁸, this improves with the difference of ~60 keV and ~85 keV, respectively from both interactions. Above 7/2⁺, experimentally there is large pronounced gap of about 1.3 MeV from the first 11/2⁺ state. This is well reproduced by both the interactions. Our calculations predict many more levels as compared to the levels observed experimentally.

Fig. 6, compares the experimental⁴ and theoretical low lying states of ¹⁰⁵Sn and corresponding excitation energies are tabulated in Table 7. Experimentally, the first

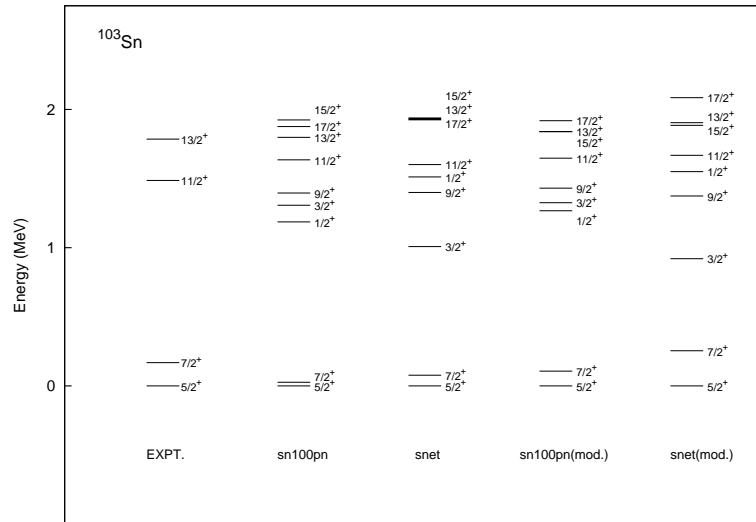


Fig. 5. Experimental ⁶ and calculated energy levels of ^{103}Sn with sn100pn and snet interactions.

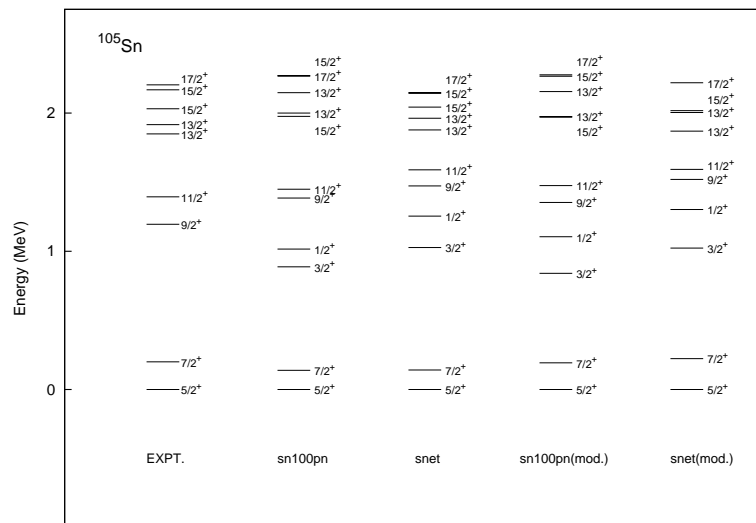
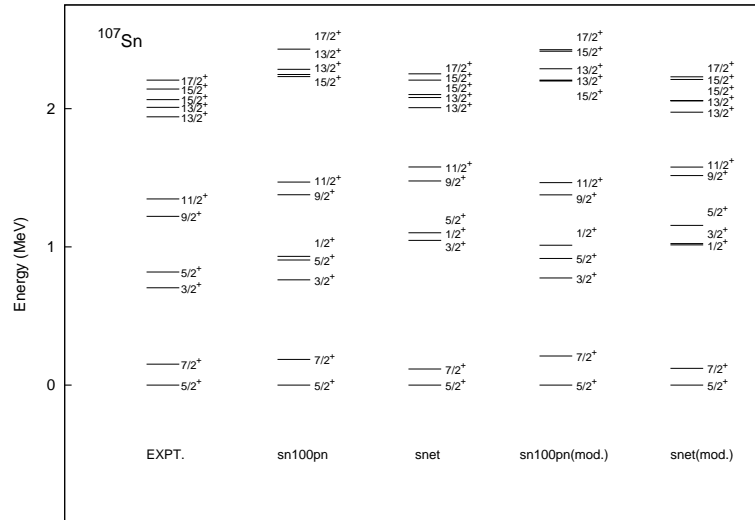


Fig. 6. Same as figure 1 for ^{105}Sn .

$7/2^+$ state lies at 200 keV above the $5/2^+$ ground state, which is reproduced very well with the modified single particle energies in both the interactions. The levels observed above the $7/2^+$ are reproduced by both interactions within reasonable

Table 7. Experimental ⁴ and theoretical low-lying states (up to 2.5 MeV) of ¹⁰⁵Sn. Energies are in MeV.

J ^π	Exp.	J ^π	sn100pn	J ^π	snet	J ^π	sn100pn(mod.)	J ^π	snet(mod.)
(5/2 ⁺)	0.000	5/2 ⁺	0.000	5/2 ⁺	0.000	5/2 ⁺	0.000	5/2 ⁺	0.000
(7/2 ⁺)	0.200	7/2 ⁺	0.139	7/2 ⁺	0.141	7/2 ⁺	0.193	7/2 ⁺	0.223
(9/2 ⁺)	1.195	3/2 ⁺	0.887	3/2 ⁺	1.027	3/2 ⁺	0.840	3/2 ⁺	1.023
(11/2 ⁺)	1.394	5/2 ⁺	0.942	3/2 ⁺	1.144	5/2 ⁺	0.998	3/2 ⁺	1.172
(13/2 ⁺)	1.849	1/2 ⁺	1.016	5/2 ⁺	1.199	1/2 ⁺	1.105	5/2 ⁺	1.253
(13/2 ⁺)	1.916	3/2 ⁺	1.177	1/2 ⁺	1.254	3/2 ⁺	1.210	1/2 ⁺	1.302
(15/2 ⁺)	2.031	9/2 ⁺	1.385	1/2 ⁺	1.450	9/2 ⁺	1.353	7/2 ⁺	1.506
(15/2 ⁺)	2.168	11/2 ⁺	1.449	9/2 ⁺	1.473	11/2 ⁺	1.475	9/2 ⁺	1.520
(17/2 ⁺)	2.204	1/2 ⁺	1.501	7/2 ⁺	1.500	1/2 ⁺	1.536	11/2 ⁺	1.592
-	-	7/2 ⁺	1.553	9/2 ⁺	1.579	7/2 ⁺	1.558	9/2 ⁺	1.598
-	-	9/2 ⁺	1.692	11/2 ⁺	1.589	9/2 ⁺	1.708	1/2 ⁺	1.628
-	-	15/2 ⁺	1.976	13/2 ⁺	1.878	15/2 ⁺	1.970	13/2 ⁺	1.869
-	-	13/2 ⁺	2.000	13/2 ⁺	1.962	13/2 ⁺	1.974	13/2 ⁺	2.004
-	-	11/2 ⁺	2.066	11/2 ⁺	2.017	11/2 ⁺	2.070	15/2 ⁺	2.017
-	-	13/2 ⁺	2.147	15/2 ⁺	2.043	13/2 ⁺	2.155	11/2 ⁺	2.050
-	-	17/2 ⁺	2.267	15/2 ⁺	2.143	15/2 ⁺	2.262	15/2 ⁺	2.219
-	-	15/2 ⁺	2.271	17/2 ⁺	2.147	17/2 ⁺	2.276	17/2 ⁺	2.219


 Fig. 7. Same as figure 1 for ¹⁰⁷Sn.

accuracy. In comparison to the previous work by Schubert *et al.* ¹⁴, our calculations predict much better spectra.

In Table 8, we have listed experimental and theoretical low lying states of ¹⁰⁷Sn and corresponding levels are drawn in Fig. 7. We have extended the calculations performed by Dikmen ¹⁵ to higher spin states. Dikmen has performed the shell

Table 8. Experimental 23,11 and theoretical low-lying states (up to 2.5 MeV) of ^{107}Sn . Energies are in MeV.

J^π	Exp.	J^π	sn100pn	J^π	snet	J^π	sn100pn(mod.)	J^π	snet(mod.)
(5/2 ⁺)	0.000	5/2 ⁺	0.000	5/2 ⁺	0.000	5/2 ⁺	0.000	5/2 ⁺	0.000
(7/2 ⁺)	0.151	7/2 ⁺	0.186	7/2 ⁺	0.116	7/2 ⁺	0.210	7/2 ⁺	0.121
(3/2 ⁺)	0.704	3/2 ⁺	0.761	3/2 ⁺	1.002	3/2 ⁺	0.775	1/2 ⁺	1.014
(5/2 ⁺)	0.818	5/2 ⁺	0.905	1/2 ⁺	1.047	5/2 ⁺	0.916	3/2 ⁺	1.024
(3/2 ⁺)	0.970	1/2 ⁺	0.931	5/2 ⁺	1.102	1/2 ⁺	1.012	5/2 ⁺	1.155
(9/2 ⁺)	1.221	3/2 ⁺	1.133	3/2 ⁺	1.148	3/2 ⁺	1.166	3/2 ⁺	1.202
(3/2 ⁺)	1.280	3/2 ⁺	1.284	7/2 ⁺	1.453	9/2 ⁺	1.376	7/2 ⁺	1.466
(11/2 ⁺)	1.347	9/2 ⁺	1.377	9/2 ⁺	1.477	7/2 ⁺	1.450	9/2 ⁺	1.516
(3/2 ⁺)	1.454	7/2 ⁺	1.445	11/2 ⁺	1.578	11/2 ⁺	1.465	1/2 ⁺	1.571
(13/2 ⁺)	1.941	11/2 ⁺	1.469	9/2 ⁺	1.579	1/2 ⁺	1.476	11/2 ⁺	1.577
(13/2 ⁺)	2.009	9/2 ⁺	1.638	3/2 ⁺	1.709	9/2 ⁺	1.647	9/2 ⁺	1.630
(15/2 ⁺)	2.065	3/2 ⁺	1.780	3/2 ⁺	1.740	11/2 ⁺	2.172	11/2 ⁺	1.950
(15/2 ⁺)	2.142	11/2 ⁺	2.189	13/2 ⁺	2.007	15/2 ⁺	2.200	13/2 ⁺	1.974
(17/2 ⁺)	2.206	15/2 ⁺	2.232	13/2 ⁺	2.080	13/2 ⁺	2.206	13/2 ⁺	2.056
-	-	13/2 ⁺	2.247	15/2 ⁺	2.102	13/2 ⁺	2.288	15/2 ⁺	2.058
-	-	13/2 ⁺	2.284	15/2 ⁺	2.226	15/2 ⁺	2.415	15/2 ⁺	2.211
-	-	17/2 ⁺	2.430	17/2 ⁺	2.252	17/2 ⁺	2.426	17/2 ⁺	2.230
-	-	15/2 ⁺	2.438	-	-	17/2 ⁺	3.492	17/2 ⁺	3.145

model calculation for low lying levels using CD Bonn potential and Nijmenjall interactions. In our calculations, using sn100pn interaction we have better agreement for low-lying states, whereas for levels above 11/2⁺, ordering is well reproduced but values are slightly over predicted. However, calculations performed using snet interaction are able to explain low-lying states as well as higher-lying levels with better accuracy. Hence it is required to retune the TBME or readjust the single particle energies in sn100pn interaction.

4. Electromagnetic transition strengths

The reduced transition probabilities $B(E2; 0_{g.s}^+ \rightarrow 2_1^+)$, obtained from calculation with the experimental value 9,10 are shown in Table 9. The neutron effective charge used in the present calculation is 1.0e, same as used in Refs. 9,10 . The results obtained from both the interactions have almost similar pattern and increase in B(E2) values have been observed with increasing neutron number, which is a signature for enhancement in collectivity.

5. Conclusion

The shell model calculations for Sn isotopes with $A=102-108$, have been performed in $sdg_{7/2}h_{11/2}$ valence space with two different types of interactions. Theoretical calculations show better agreement for even Sn isotopes with experimental data as compared to odd Sn isotopes. In general, the present calculations are in better agreement with experimental data with sn100pn interactions as compared to the snet interaction. However, the results of sn100pn interaction with modified single particle energies improves the calculations significantly. It is observed that overall

Table 9. Comparison of the $B(E2; 0_{g.s.}^+ \rightarrow 2_1^+)$ values, obtained from the shell model calculations with the experimental values in e^2b^2 for even Sn isotopes. The experimental values have been taken from ^{9,10}.

Isotope	$B(E2, 0_{g.s.}^+ \rightarrow 2_1^+)[e^2b^2]$		
	Exp.	sn100pn	snet
¹⁰² Sn	-	0.039	0.041
¹⁰⁴ Sn	-	0.090	0.083
¹⁰⁶ Sn	0.240	0.138	0.116
¹⁰⁸ Sn	0.230	0.176	-

agreement between theory and experimental data are quite satisfactory. Further, more experimental data is needed for lighter Sn isotopes for making more complete assessment of the calculations.

Acknowledgements

Discussions with Dr. Sandeep Ghugre, UGC-DAE-CSR, Kolkata, India, is gratefully acknowledged. P.C.S. acknowledges support from Conacyt, Mexico, and by DGAPA, UNAM project IN103212.

References

1. T. Otsuka *et al.*, Phys. Rev. Lett. **104** (2010) 012501; A. Gade and T. Glasmacher, Prog. Part. Nucl. Phys. **60** (2008) 161; O. Sorlin and M.-G. Porquet, Prog. Part. Nucl. Phys. **61** (2008) 602.
2. P. Federman and S. Pittel, Phys. Rev. **C20** (1979) 0820.
3. R. Wadsworth *et al.*, Phys. Rev. **C53** (1996) 2763.
4. A. Gadea *et al.*, Phys. Rev. **C55** (1997) 1(R).
5. T. Faestermann *et al.*, Eur. Phys. J. **A15** (2002) 185.
6. C. Fahlander *et al.*, Phys. Rev. **C63** (1996) 021307(R).
7. M. Górska *et al.*, Phys. Rev. **C58** (1998) 108.
8. S. Juutinen *et al.*, Nucl. Phys. **A617** (1997) 74.
9. A. Banu *et al.*, Phys. Rev. **C72** (2005) 061305(R).
10. C. Vaman *et al.*, Phys. Rev. Lett. **99** (2007) 162501.
11. J. J. Ressler *et al.*, Phys. Rev. **C65** (2002) 044330.
12. T. Engeland *et al.*, Phys. Scri. **T56** 58 (1995).
13. A. Covello *et al.*, Prog Part. Nucl. Phys, Vol **38** (1997) 162.
14. R. Schubart *et al.*, Z. Phys. **A352** (1995) 373.
15. E. Dikmen Commun. Theor. Phys. **51** (2009) 899.
16. B. A Brown *et al.*, Phys. Rev. **C71** (2005) 044317.
17. R. Machleidt, F. Sammarruca, and Y. Song, Phys. Rev. **C53** (1996) R1483.
18. I.G. Darby *et al.*, Phys. Rev. Lett. **105** (2010) 162502.
19. A. Hosaka *et al.*, Nucl. Phys. **A444** (1985) 76.
20. B. A Brown *et al.*, Phys. Rev. **C50** (1994) 2270(R).

21. B. A Brown and W. D. M. Rae, Nushell@MSU, MSU-NSCL report (2007).
22. M. Lipoglavsek *et al.*, Phys. Lett. **B440** (1998) 246.
23. T. Ishii *et al.*, Z. Phys. **A347** (1993) 41.