

New Superhard Carbon Phases Between Graphite and Diamond

Chaoyu He,¹ L. Z. Sun,^{1,*} C. X. Zhang,¹ K. W. Zhang,¹ Xiangyang Peng,¹ and Jianxin Zhong^{1,†}

¹*Institute for Quantum Engineering and Micro-Nano Energy Technology, Xiangtan University, Xiangtan 411105, China*

(Dated: January 3, 2014)

Two new carbon allotropes (H-carbon and S-carbon) are proposed, as possible candidates for the intermediate superhard phases between graphite and diamond obtained in the process of cold compressing graphite, based on the results of first-principles calculations. Both H-carbon and S-carbon are more stable than previously proposed M-carbon and W-carbon and their bulk modulus are comparable to that of diamond. H-carbon is an indirect-band-gap semiconductor with a gap of 4.459 eV and S-carbon is a direct-band-gap semiconductor with a gap of 4.343 eV. S-carbon is even more stable than the Z-carbon which is the most stable carbon phase proposed recently. The transition pressure from cold compressing graphite is 10.08 GPa and 5.93 GPa for H-carbon and S-carbon, respectively, which is in consistent with the recent experimental report.

PACS numbers: 61.50.Ks, 61.66.Bi, 62.50. -p, 63.20. D-

Carbon is considered as the most active element in the periodic table due to its broad sp , sp^2 and sp^3 hybridizing ability. Besides the four best-known carbon allotropes, graphite, cubic-diamond, hexagonal diamond and amorphous carbon, an unknown superhard phase of carbon has been reported in experiment[1–5] along with the structural phase transition in cold compressed graphite. Several structures have been proposed as the candidates for this superhard phase, such as the monoclinic M-carbon [6], cubic body center C4 carbon (bct-C4) [7] and the orthorhombic W-carbon [8]. The cohesive energy of the most stable W-carbon is about 160 meV per atom higher than that of diamond, indicating that other more stable carbon phases may exist. Very recently, another new carbon allotrope, named as Z-carbon, was proposed and investigated at almost the same time by three independent research groups [9–11]. Z-carbon is more stable (its cohesive energy is about 129 meV per atom above diamond) and harder than W-carbon. Moreover, its transition pressure is around 10 GPa which is lower than that of W-carbon. Thus, it is believed that cold compressing graphite prefers forming Z-carbon than W-carbon. Although none of them can fit the experimental results satisfactorily, these theoretically proposed intermediate phases are significant in understanding the experimental process of cold compressing of graphite.

The formation of the new carbon phase needs large lattice distortions, such as buckling between adjacent carbon layers of graphite. Therefore, the phase transition will depend not only on the particular nucleation history [12] but also on the structure of the starting graphitic material. Intuitively, such buckling between carbon layers will start from the natural AB stacking graphite rather than the AA stacking graphite chosen in previous theoretical studies [6–11]. From this hypothesis, we propose two new superhard crystals, namely H-carbon and S-carbon, as potential candidates

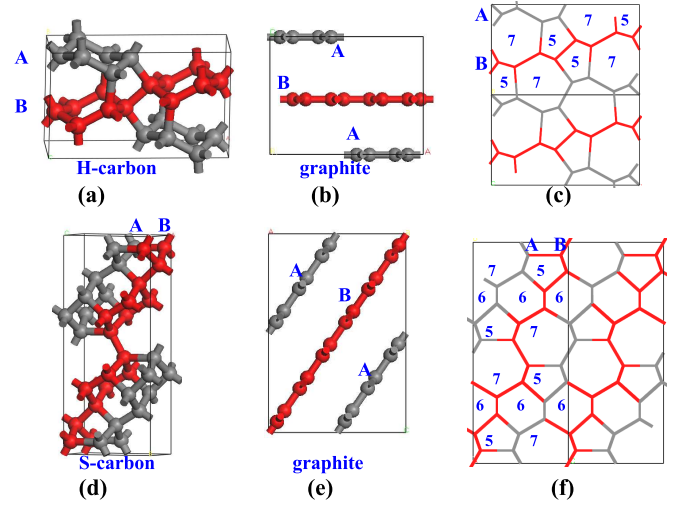


FIG. 1: Crystal structure of H-carbon(a), initial AB stacking graphite supercell for H-carbon (b) and side view containing five and seven carbon rings of H-carbon (c). Crystal structure of S-carbon (d), initial AB stacking graphite supercell for S-carbon (e) and side view containing five and seven carbon rings of S-carbon (f).

for the experimentally observed intermediate state of carbon, which can be formed from compressing AB stacking graphite. Our first-principles calculations based on density functional theory show that both allotropes are transparent wide band gap insulators and their hardness are comparable to that of diamond. S-carbon has the lowest enthalpy compared with bct-C4 carbon, M-carbon, W-carbon, and Z-carbon and is the most stable new carbon phase. H-carbon is always more stable than W-carbon and M-carbon. When the pressure is above 5.93 GPa (10.08 GPa), S-carbon (H-carbon) is more favorable than graphite.

H-carbon and S-carbon belong to the orthorhombic lattice and they can be obtained from cold compressing

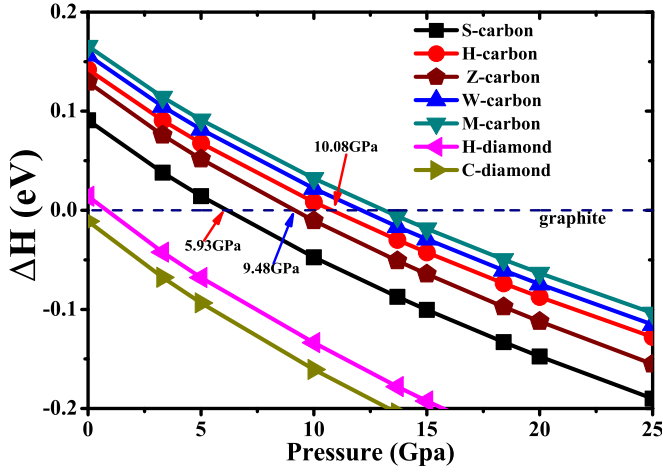


FIG. 2: The enthalpy per atom for cubic diamond, hexagonal diamond, M-carbon, W-carbon, Z-carbon, H-carbon and S-carbon as a function of pressure relative to graphite.

AB stacking graphite. Crystal structures of H-carbon and S-carbon are shown in Fig. 1 (a) and (d), and their corresponding initial graphite structures are shown in Fig. 1 (b) and (e), respectively. H-carbon with the Pbam symmetry containing 16 carbon atoms per crystal cell is obtained by reorganizing C atoms to form sp^3 bonds through compressing an AB stacking graphite supercell with 16 atoms. While, S-carbon with Cmc symmetry containing 20 carbon atoms per crystal cell is obtained from larger AB stacking graphite supercell with 20 atoms. All calculations are carried out using the density functional theory within both local density approximation (LDA) [13, 14] and general gradient approximation (GGA) [15] as implemented in Vienna ab initio simulation package (VASP) [16, 17]. In evaluating of the transition pressure from graphite to each superhard phases, it is known that LDA is a better choice because LDA can give reasonable interlayer distances, mechanical properties of graphite sheets due to a delicate error cancelation between exchange and correlation in comparison with that of semi-local generalized gradient approximation (GGA). The interactions between nucleus and the $2s^2 2p^2$ valence electrons of carbon are described by the projector augmented wave (PAW) method [18, 19]. A plane-wave basis with a cutoff energy of 500 eV is used to expand the wave functions. The Brillouin Zone (BZ) sample meshes are set to be dense enough to ensure the accuracy of our calculations [20]. Crystal lattices and atom positions of graphite, diamond, M-carbon, W-carbon, Z-carbon, H-carbon and S-carbon are fully optimized up to the residual force on every atom less than 0.005 eV/Å through the conjugate-gradient algorithm. Vibration properties are calculated by using the phonon package [21] with the

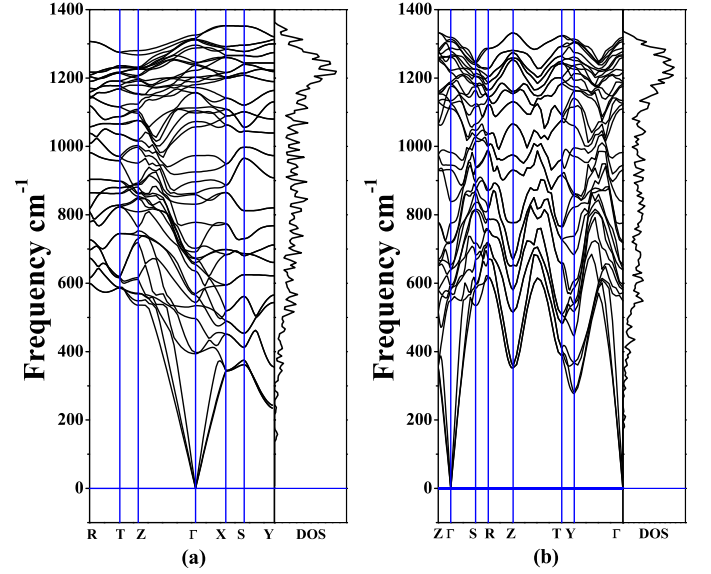


FIG. 3: Phonon band structure and density of state for H-carbon (a) and S-carbon (b) at zero pressure.

forces calculated from VASP.

Similar to M-carbon and W-carbon, H-carbon and S-carbon contain distorted five and seven carbon rings, as shown in Fig. 1 (c) and (f). Their difference from Z-carbon and bct-C4 carbon is the absence of four and eight carbon rings. The crystal structure of H-carbon belongs to the Pbam space group. At zero pressure, the GGA calculated equilibrium lattice constants are $a=7.874$ Å, $b=4.807$ Å and $c=2.524$ Å. Four inequivalent atoms in this crystal occupy the positions at (0.046, 0.361, 0.500), (0.157, 0.309, 0.000), (0.327, 0.402, 0.000) and (0.430, 0.393, 0.500), respectively. S-carbon belongs to the Cmc space group and its equilibrium lattice constants from GGA calculations are $a=2.523$ Å, $b=11.385$ Å and $c=4.899$ Å. Four inequivalent atoms in S-carbon located at positions of (0.000, 0.580, 0.078), (0.500, 0.132, 0.018), (0.500, 0.222, 0.250) and (0.000, 0.300, 0.250). Recently proposed Z-carbon contains even number carbon rings and hold Cmmm symmetry, with equilibrium lattice parameters $a=8.772$ Å, $b=4.256$ Å and $c=2.514$ Å. There are only two inequivalent atoms in Z-carbon located at (0.089, 0.316, 0.500) and (0.167, 0.185, 0.000). All the results of the lattice constants of diamond, M-carbon, W-carbon, Z-carbon, H-carbon and S-carbon derived from both GGA and LDA calculations are listed in Tab. I. The LDA calculations tend to give smaller lattice constants for all structures considered here, but the conclusions derived from LDA and GGA are consistent.

The relative stabilities of diamond, M-carbon, W-carbon, Z-carbon, H-carbon and S-carbon are evaluated through comparing their cohesive energy per atom. H-carbon holds energy of about 15 meV lower than

TABLE I: Space group, exchange-correlation functional (EXC), lattice parameters (LP), density, band gap (Eg), cohesive energy (Ecoh) and bulk modulus (B0) for diamond, M-carbon, W-carbon, Z-carbon, H-carbon and S-carbon.

Systems	Space group	EXC	LP	Density (g/cm ³)	Eg (eV)	Ecoh (eV)	B0 (GPa)
diamond	Fd-3m	LDA	a=b=c=3.536Å	3.611	4.648	-8.997	514.08
diamond	Fd-3m	GGA	a=b=c=3.574Å	3.491	4.635	-7.693	478.96
M-carbon	C2/m	LDA	a=9.093Å, b=2.498Å, c=4.108Å, beta=96.96°	3.443	3.532	-8.821	447.33
M-carbon	C2/m	GGA	a=9.194Å, b=2.525Å, c=4.151Å, beta=97.03°	3.333	3.493	-7.531	431.44
W-carbon	Pnma	LDA	a=8.984Å, b=4.116Å, c=2.498Å	3.455	4.325	-8.830	468.12
W-carbon	Pnma	GGA	a=9.086Å, b=4.156Å, c=2.525Å	3.345	4.281	-7.539	447.03
Z-carbon	Cmmm	LDA	a=8.677Å, b=4.211Å, c=2.489Å	3.507	3.414	-8.857	497.87
Z-carbon	Cmmm	GGA	a=8.772Å, b=4.256Å, c=2.514Å	3.394	3.273	-7.564	464.13
H-carbon	Pbam	LDA	a=7.792Å, b=4.757Å, c=2.497Å	3.440	4.512	-8.845	466.92
H-carbon	Pbam	GGA	a=7.874Å, b=4.807Å, c=2.524Å	3.339	4.459	-7.554	445.88
S-carbon	Cmcm	LDA	a=2.496Å, b=11.293Å, c=4.857Å	3.489	4.451	-8.896	486.29
S-carbon	Cmcm	GGA	a=2.523Å, b=11.385Å, c=4.899Å	3.399	4.342	-7.593	468.45

W-carbon and of about 25 meV lower than M-carbon, at both LDA and GGA level, and 10 meV higher than Z-carbon. Namely, H-carbon is energy more stable than M-carbon and W-carbon but less stable than Z-carbon. Among these allotropes, S-carbon is the most stable one whose cohesive energy is about 30 meV lower than that of Z-carbon. From the cohesive energy, S-carbon is the most stable carbon allotrope theoretically proposed until now. The enthalpy per atom for cubic diamond, hexagonal diamond, M-carbon, W-carbon, Z-carbon, H-carbon as well as S-carbon as a function of pressure relative to graphite derived from LDA calculation are shown in Fig. 2. The results indicate that H-carbon is more stable than graphite when the external pressure is larger than 10.08 GPa. H-carbon is always favorable than M-carbon and W-carbon at the pressure range from 0 to 25 GPa. Amazingly, the transition pressure point of S-carbon is only 5.93 GPa, which is smaller than those of all previously proposed carbon allotropes. To further confirm the dynamic stabilities of H-carbon and S-carbon, we calculate their phonon band structures and phonon densities of state as shown in Fig. 3. Both LDA and GGA calculations indicate that there is no negative frequency for both structures confirming that H-carbon and S-carbon are dynamic stable phases of carbon.

Space group, densities, band gaps, cohesive energies and bulk modulus of diamond, M-carbon, W-carbon, Z-carbon, H-carbon, and S-carbon are also summarized in Tab. I. The results indicate that, as superhard intermediate phases between graphite and diamond, M-carbon, W-carbon, Z-carbon, H-carbon, and S-carbon can be formed by cold compressing graphite and their densities and bulk modulus are close to that of diamond. The densities of H-carbon and S-carbon derived from GGA are 3.339 g/cm³ and 3.399 g/cm³, respectively, which are similar to those of M-carbon (3.333 g/cm³), W-carbon (3.345 g/cm³) and Z-carbon (3.394 g/cm³)

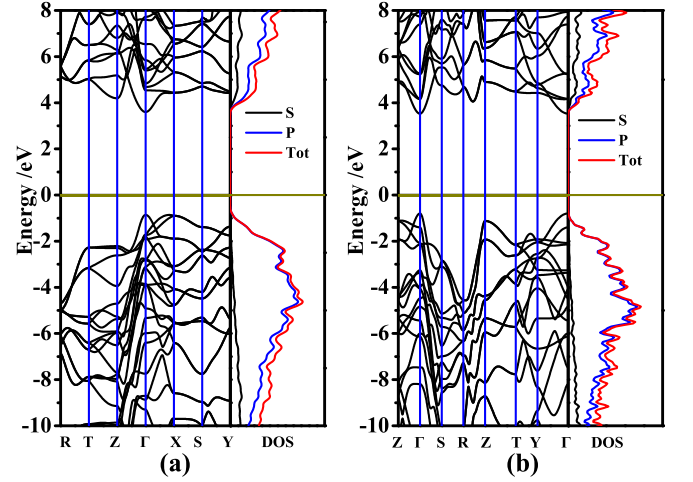


FIG. 4: Electronic band structure and density of states for H-carbon (a) and S-carbon (b) at zero pressure.

derived from the same method. The bulk modulus of H-carbon is 445.88 GPa which is almost the same as that of W-carbon (447.03 GPa) and slightly bigger than that of M-carbon (431.44 GPa). The bulk modulus of S-carbon is 468.45 GPa close to that of Z-carbon (466.13 GPa). The values of the bulk modulus indicate that H-carbon and S-carbon are superhard materials comparable to diamond (478.96 GPa).

Electronic properties of diamond, M-carbon, W-carbon, Z-carbon, H-carbon and S-carbon are also investigated under both GGA and LDA calculations. All these superhard carbon allotropes are indirect wide band gap semiconductors except for S-carbon. The GGA results show that H-carbon holds an indirect wide gap of 4.531 eV which is larger than those of M-carbon (3.523 eV), W-carbon (4.325 eV) and Z-carbon (3.273 eV), and smaller than that of diamond (4.635 eV).

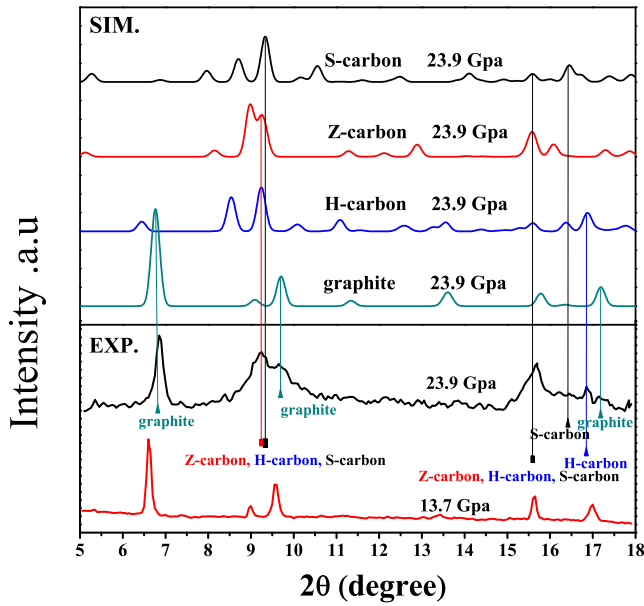


FIG. 5: Simulated XRD data for S-carbon, Z-carbon, H-carbon, and graphite at corresponding pressure as well as the experimental XRD data at 23.9 GPa and 13.7 GPa for the superhard intermediate state derived from reference [5].

Different from other previously proposed superhard carbon allotropes, S-carbon is a direct-band-gap semiconductor with a gap of 4.342 eV. The wide band gap indicates that both H-carbon and S-carbon are transparent carbon allotropes. Fig. 3(a) and (b) show the electronic band structures and densities of state of H-carbon and S-carbon derived from GGA. The densities of state indicate that the valence band maximum for both H-carbon and S-carbon is mainly contributed from the 2p states of carbon, whereas the conduction band minimum comes from the sp hybridization.

The simulated X-ray diffraction (XRD) patterns for graphite, Z-carbon, H-carbon and S-carbon at high pressure of 23.9 GPa are compared with the experimental data from reference 5 in Fig. 5. The experimental data under high pressure can be explained by H-carbon and S-carbon to some extent. The main XRD peaks located in the region between 8.5° - 11° and 15° - 17° for H-carbon and S-carbon agree well with the experimental observations. As indicated by Amsler et al.[10] that sole comparison between experimental and theoretical XRD can not directly clarify the new carbon phase. In view of the cohesive energy, dynamical stability, electronic structure, bulk modulus, lowest phase transition pressure point and especially the natural transition from AB stacking graphite, H-carbon and S-carbon are excellent candidates for the new superhard carbon phase. Moreover, considering the nucleation mechanism in the process of cold compressing graphite, H-carbon and S-carbon are significant physical models to explain

the formation of the superhard carbon phase.

In summary, we propose two new superhard carbon phases, H-carbon and S-carbon, as the possible candidates for the intermediate phase of cold compressing graphite. Both H-carbon and S-carbon with sp^3 carbon bonds are optical transparent superhard carbon phases. They are more stable than M-carbon and W-carbon, and S-carbon is the most stable carbon phase theoretically proposed until now. Moreover, when the pressure is above 5.93 GPa (10.08 GPa), S-carbon (H-carbon) is more favorable than graphite. These two new members together with the previous proposed M-carbon, bct-C4, W-carbon and Z-carbon will enrich the theoretical evidence for understanding the experimental observation.

This work is supported by the National Natural Science Foundation of China (Grant Nos. 51172191, 10874143, 10974166, and 11074211), the Cultivation Fund of the Key Scientific and Technical Innovation Project(708068), the Program for New Century Excellent Talents in University (Grant No. NCET-10-0169), and the Scientific Research Fund of Hunan Provincial Education Department (Grant Nos. 09K033, 10K065, 10A118)

* Electronic address: lzsun@xtu.edu.cn

† Electronic address: zhong.xtu@gmail.com

- [1] F. P. Bundy, J. Chem. Phys. **46**, 3437(1967)
- [2] A. F. Goncharov, I. N. Makarenko, and S. M. Stishov, Sov. Phys. JETP **69**, 380(1989)
- [3] M. Hanfland, H. Beister, and K. Syassen, Phys. Rev. B **39**, 12598(1989)
- [4] W. Utsumi and T. Yagi, Science **252**, 1542 (1991)
- [5] W. L. Mao, H. Mao, P. J. Eng, T. P. Trainor, M. Newville, C. C. Kao, D. L. Heinz, J. F. Shu, Y. Eng and R. J. Hemley, Science **302**, 425 (2003)
- [6] Q. Li, Y. M. Ma, A. R. Oganov, H. B. Wang, H. Wang, Y. Xu, T. Cui, H. K. Mao, and G. T. Zou, Phys. Rev. Lett. **102**, 175506 (2009)
- [7] K. Umemoto, R. M. Wentzcovitch, S. Saito, and T. Miyake, Phys. Rev. Lett. **104**, 125504 (2010)
- [8] J. T. Wang, C. F. Chen and Y. Kawazoe, Phys. Rev. Lett. **106**, 075501(2011)
- [9] D. Selli, I. A. Baburin, R. Martoňák and S. Leoni, Phys. Rev. B **84** 161411(R)(2011)
- [10] M. Amsler, J. A. Flores-Livas, L. Lehtovaara, F. Balima, S. A. Ghasemi, D. Machon, S. Pailhès, A. Willand, D. Caliste, S. Botti, A. S. Miguel, S. Goedecker and M. A. L. Marques, arxiv.org/abs/1109.1158v1 (2011)
- [11] Z. S. Zhao, B. Xu, X. F. Zhou, L. M. Wang, B. Wen, J. L. He, Z. Y. Liu, H. T. Wang and Y. J. Tian, Phys. Rev. Lett. **107** 215502(2011)
- [12] R. Z. Khaliullin, H. Eshet, T. D. Küne, J. Behler and M. Parrinello, Nat. Mater. **10**, 693 (2011).
- [13] D. M. Ceperley and B. J. Alder, Phys. Rev. Lett. **45**, 566 (1980)

- [14] J. P. Perdew and A. Zunger, Phys. Rev. B **23**, 5048 (1981)
- [15] J. P. Perdew and Y. Wang, Phys. Rev. B **45**, 13244 (1992)
- [16] G. Kresse and J. Furthmüller, Phys. Rev. B **54**, 11169 (1996)
- [17] G. Kresse and J. Furthmüller, Comput. Mater. Sci. **6**, 15 (1996)
- [18] P. E. Blöchl, Phys. Rev. B **50**, 17953 (1994)
- [19] G. Kresse and D. Joubert, Phys. Rev. B **59**, 1758 (1999)
- [20] $13 \times 13 \times 13$, $5 \times 15 \times 11$, $5 \times 11 \times 15$, $5 \times 11 \times 15$, $5 \times 11 \times 15$ and $15 \times 5 \times 11$ for diamond, M-carbon, W-carbon, Z-carbon, H-carbon and S-carbon, respectively.
- [21] K. Parlinski, Z.-Q. Li, and Y. Kawazoe, Phys. Rev. Lett. **78**, 4063 (1997)