

# Investigate the interaction between dark matter and dark energy

Jianbo Lu,<sup>1,\*</sup> Yabo Wu,<sup>1</sup> Yongyi Jin,<sup>2</sup> and Yan Wang<sup>1</sup>

<sup>1</sup>*Department of Physics, Liaoning Normal University, Dalian 116029, P. R. China*

<sup>2</sup>*China Criminal Police University, Shenyang, P. R. China*

In this paper we investigate the interaction between dark matter and dark energy by considering two different interacting scenarios, i.e. the cases of constant interaction function and variable interaction function. By fitting the current observational data to constrain the interacting models, it is found that the interacting strength is non-vanishing, but weak for the case of constant interaction function, and the interaction is not obvious for the case of variable interaction function. In addition, for seeing the influence from interaction we also investigate the evolutions of interaction function, effective state parameter for dark energy and energy density of dark matter. At last some geometrical quantities in the interacting scenarios are discussed.

PACS numbers: 98.80.-k

Keywords: Accelerating universe; interaction between dark sections; observational constraint.

## I. Introduction

The observation of the supernovae of type Ia [1, 2] provides the evidence that the universe is undergoing accelerated expansion. In theory, a popular interpretation for this phenomenon is that an unknown fluid with negative pressure, dubbed dark energy, is introduced in universe in the framework of standard cosmology. Many dark energy models [3–22] have been investigated in the recent years from different points of view such as cosmological constant, the fields of theory, holographic theory and string theory etc. Though the cosmological constant model is consistent with the current astronomy observations at  $2\sigma$  confidence level, it suffers from the fine tuning and the coincidence problems. One of the solutions to alleviating the above two problems is to consider the interaction between the two dark sectors of dark energy and dark matter. Several forms of the interacting parameter  $\Gamma$  have been studied [23–33], such as  $\Gamma = -\lambda\dot{\rho}_{de}$ ,  $\Gamma = -\lambda H\rho_{de}$ ,  $\Gamma = -\lambda H(\rho_{dm} + \rho_{de})$  etc. In this paper, using the current observational data we investigate the interaction between dark sections with a different method introduced in Ref. [34].

## II. Interacting dark model

Considering three equations of conservation for baryon, dark matter, and dark energy, respectively

$$\dot{\rho}_b + 3H(\rho_b + p_b) = 0, \quad (1)$$

$$\dot{\rho}_{dm} + 3H\gamma_{dm}^e\rho_{dm} = 0, \quad (2)$$

---

\*Electronic address: lvjianbo819@163.com

$$\dot{\rho}_{de} + 3H\gamma_{de}^e\rho_{de} = 0, \quad (3)$$

with the introduced effective barotropic indexes  $\gamma_i^e$  [34],

$$\gamma_{dm}^e = \gamma_{dm} + \frac{\gamma_{de}}{r} + \frac{\dot{\rho}_{de}}{3H\rho_{dm}}, \quad (4)$$

$$\gamma_{de}^e = \gamma_{de} + \gamma_{dm}r + \frac{\dot{\rho}_{dm}}{3H\rho_{de}}, \quad (5)$$

where  $r = \rho_{dm}/\rho_{de}$  and  $\gamma_i = \frac{p_i}{\rho_i} + 1$ . When  $\gamma_{dm}^e = \gamma_{dm}$  and  $\gamma_{de}^e = \gamma_{de}$ , Eqs.(2) and (3) are reduced to the non-interacting cases. In addition, for the introduced effective barotropic indexes  $\gamma_i^e$  and the parameter  $r$ , they have the relations:

$$(\gamma_{dm}^e - \gamma_{dm})r + (\gamma_{de}^e - \gamma_{de}) = 0, \quad (6)$$

$$\dot{r} = -3Hr(\gamma_{dm}^e - \gamma_{de}^e). \quad (7)$$

Considering that the effective barotropic index of dark energy is given by  $\gamma_{de}^e = \gamma_{de} - F(r)$  [34] with  $F(r)$  being a function of the energy density ratio  $r$ , one get,

$$\gamma_{dm}^e - \gamma_{de}^e = \gamma_{dm} - \gamma_{de} + F(r)\left(1 + \frac{1}{r}\right), \quad (8)$$

and the energy conservation equations (2) and (3) become

$$\dot{\rho}_{dm} + 3H\rho_{dm}\gamma_{dm} = -3H\rho_{de}F(r), \quad (9)$$

$$\dot{\rho}_{de} + 3H\rho_{de}\gamma_{de} = 3H\rho_{de}F(r). \quad (10)$$

It is obvious that  $F(r)$  can be dubbed as interaction function, which measures the strength of interaction. From the Eqs. (9) and (10), we can see the energy transfer between dark energy and dark matter, and for  $F(r) = 0$  Eqs. (9) and (10) reduce to the non-interacting cases for the energy conservation equation. In the following we consider two concrete forms of interaction function  $F(r)$ .

#### A. Interacting dark model with a constant interaction function $F(r)$

For calculation, following Ref. [34] we consider a concrete form of the constant function  $F(r)$  as

$$F(r) = -\frac{r_\infty}{1+r_\infty}(\gamma_{dm} - \gamma_{de}), \quad (11)$$

where  $\gamma_{dm}$  and  $\gamma_{de}$  are considered as constant, and the parameter  $r_\infty$  is also a constant which denotes the ratio between the energy densities at infinity. From Eq. (11) it is easy to see that for the parameter  $r_\infty = 0$ , the non-interacting energy conservation equations for dark matter and dark energy are obtained in Eqs. (9) and (10). Integrating Eqs. (7), (2), and (3), we get the expressions of the energy density for dark matter and dark energy,

$$\rho_{dm} = \rho_{0de}[r_\infty + (r_0 - r_\infty)(1+z)^{3\alpha}](1+z)^\beta, \quad (12)$$

$$\rho_{de} = \rho_{0de}(1+z)^\beta, \quad (13)$$

where  $r_0$  denotes the current value of the parameter  $r$ , and two defined parameter,

$$\alpha = \frac{\gamma_{dm} - \gamma_{de}}{1 + r_\infty}, \quad (14)$$

$$\beta = 3 \frac{r_\infty \gamma_{dm} + \gamma_{de}}{1 + r_\infty}. \quad (15)$$

Considering the definitions of the dimensionless energy densities,  $\Omega_{0b} = \frac{8\pi G \rho_{0b}}{3H_0^2}$ ,  $\Omega_{0dm} = \frac{8\pi G \rho_{0dm}}{3H_0^2}$  and  $\Omega_{0de} = \frac{8\pi G \rho_{0de}}{3H_0^2}$ , the Friedmann equation can be written as

$$\begin{aligned} E^2 = \frac{H^2}{H_0^2} &= \frac{8\pi G}{3H_0^2} (\rho_b + \rho_{dm} + \rho_{de}) \\ &= \Omega_{0b}(1+z)^3 + (1 - \Omega_{0b} - \Omega_{0de} - r_\infty \Omega_{0de})(1+z)^3 + \Omega_{0de}(1+r_\infty)(1+z)^\beta \\ &= \Omega_{0m}(1+z)^3 + (1 - \Omega_{0m})(1+r_\infty)(1+z)^\beta - (1 - \Omega_{0m})r_\infty(1+z)^3, \end{aligned} \quad (16)$$

with using the relation  $\Omega_{0b} + \Omega_{0dm} + \Omega_{0de} = 1$ .

### B. Interacting dark model with a variable interaction function $F(r)$

In this part we consider a concrete variable interaction function  $F(r)$  to investigate the interaction between dark matter and dark energy. Following Ref. [34], one possible choice for the function  $F(r)$  is

$$F(r) = -\frac{(1-r)r_\infty^2}{r(1-r_\infty^2)}(\gamma_{dm} - \gamma_{de}). \quad (17)$$

With using Eq. (17), integrating Eqs. (2) and (3) one can get the energy densities of dark matter and dark energy

$$\rho_{dm} = \rho_{0de} \sqrt{r_\infty^2 + (r_0^2 - r_\infty^2)(1+z)^\mu} (1+z)^{3\nu} \left[ \frac{(1-r/r_\infty)(1+r_0/r_\infty)}{(1-r_0/r_\infty)(1+r/r_\infty)} \right]^{r_\infty/2}, \quad (18)$$

$$\rho_{de} = \rho_{0de}(1+z)^{3\nu} \left[ \frac{(1-r/r_\infty)(1+r_0/r_\infty)}{(1-r_0/r_\infty)(1+r/r_\infty)} \right]^{r_\infty/2}, \quad (19)$$

where

$$\mu = \frac{6(\gamma_{dm} - \gamma_{de})}{1 - r_\infty^2}, \quad \nu = \gamma_{de} - \frac{(\gamma_{dm} - \gamma_{de})r_\infty^2}{1 - r_\infty^2}. \quad (20)$$

So, the expression of dimensionless Hubble parameter can be written as

$$E(z)^2 = \frac{H(z)^2}{H_0^2} = \Omega_{0de}(1+z)^{3\nu} \left[ \frac{(1-r/r_\infty)(1+r_0/r_\infty)}{(1-r_0/r_\infty)(1+r/r_\infty)} \right]^{r_\infty/2} [1 + \sqrt{r_\infty^2 + (r_0^2 - r_\infty^2)(1+z)^\mu}] + \Omega_{0b}(1+z)^3. \quad (21)$$

For above two interacting cases, according to Eqs. (16) and (21) one can see that they are reduced to the non-interacting case with a model-independent dark energy scenario  $w = w_0 = \text{constant}$ , when the parameter  $r_\infty = 0$ .

### III. Cosmological constraints on the interacting models of dark sectors

In the following we apply the current observational data to constrain the above interacting models of dark matter and dark energy. For the used observational data, we consider 557 Union2 dataset of type supernovae Ia (SNIa) [35], observational Hubble data (OHD) [36], X-ray gas mass fraction in cluster [37], baryon acoustic oscillation (BAO) [38], and cosmic microwave background (CMB) data [39].

### A. Type Ia supernovae

For SNIa observation, distance modulus  $\mu(z)$  is expressed as

$$\mu_{th}(z) = 5 \log_{10}[D_L(z)] + \mu_0, \quad (22)$$

where  $D_L(z) = H_0 d_L(z)/c$  is the Hubble-free luminosity distance, with  $H_0$  being the Hubble constant defined by the re-normalized quantity  $h$  as  $H_0 = 100h \text{ km s}^{-1} \text{ Mpc}^{-1}$ , and

$$d_L(z) = c(1+z) \int_0^z \frac{dz'}{H(z')},$$

$$\mu_0 = 5 \log_{10}\left(\frac{H_0^{-1}}{\text{Mpc}}\right) + 25 = 42.38 - 5 \log_{10} h,$$

for a flat-geometry universe. Additionally, the observed distance moduli  $\mu_{obs}(z_i)$  of SNIa at  $z_i$  is

$$\mu_{obs}(z_i) = m_{obs}(z_i) - M, \quad (23)$$

where  $M$  is their absolute magnitudes.

For using SNIa data, theoretical model parameters  $\theta$  can be determined by a likelihood analysis, based on the calculation of

$$\chi^2(\theta, M') \equiv \sum_{SNIa} \frac{\{\mu_{obs}(z_i) - \mu_{th}(\theta, z_i)\}^2}{\sigma_i^2} = \sum_{SNIa} \frac{\{5 \log_{10}[D_L(\theta, z_i)] - m_{obs}(z_i) + M'\}^2}{\sigma_i^2}, \quad (24)$$

where  $M' \equiv \mu_0 + M$  is a nuisance parameter which includes the absolute magnitude and the parameter  $h$ . The nuisance parameter  $M'$  can be marginalized over analytically [40–46] as

$$\bar{\chi}^2(\theta) = -2 \ln \int_{-\infty}^{+\infty} \exp\left[-\frac{1}{2}\chi^2(\theta, M')\right] dM',$$

resulting to

$$\bar{\chi}^2 = A - \frac{B^2}{C} + \ln\left(\frac{C}{2\pi}\right), \quad (25)$$

with

$$A = \sum_{SNIa} \frac{\{5 \log_{10}[D_L(\theta, z_i)] - m_{obs}(z_i)\}^2}{\sigma_i^2},$$

$$B = \sum_{SNIa} \frac{5 \log_{10}[D_L(\theta, z_i)] - m_{obs}(z_i)}{\sigma_i^2},$$

$$C = \sum_{SNIa} \frac{1}{\sigma_i^2}.$$

Noting that the expression

$$\chi_{SNIa}^2(\theta) = A - (B^2/C),$$

which is equivalent to (25) except a constant, then it is often used in the likelihood analysis, since in this case the constraint results will not be affected by the nuisance parameter  $M'$ .

### B. Observational Hubble data

The observational Hubble data [47] are based on differential ages of the galaxies. In [48], Jimenez *et al.* obtained an independent estimate for the Hubble parameter using the method developed in [49], and used it to constrain the cosmological models. The Hubble parameter depending on the differential ages as a function of redshift  $z$  can be written in the form of

$$H(z) = -\frac{1}{1+z} \frac{dz}{dt}. \quad (26)$$

So, once  $dz/dt$  is known,  $H(z)$  is obtained directly. By using the differential ages of passively-evolving galaxies from the Gemini Deep Deep Survey (GDDS) [50] and archival data [51], Simon *et al.* obtained several values of  $H(z)$  at different redshift [36]. The twelve observational Hubble data (redshift interval  $0 \lesssim z \lesssim 1.8$ ) from [52–55] are listed in Table I. In addition, in [55] the authors take the BAO scale as a standard ruler in the radial direction, and obtain

$z$	0	0.1	0.17	0.27	0.4	0.48	0.88	0.9	1.30	1.43	1.53	1.75
$H(z)$ (km s <sup>-1</sup> Mpc <sup>-1</sup> )	74.2	69	83	77	95	97	90	117	168	177	140	202
$1\sigma$ uncertainty	$\pm 3.6$	$\pm 12$	$\pm 8$	$\pm 14$	$\pm 17$	$\pm 60$	$\pm 40$	$\pm 23$	$\pm 17$	$\pm 18$	$\pm 14$	$\pm 40$

TABLE I: The observational  $H(z)$  data [52–55].

three more additional data:  $H(z = 0.24) = 79.69 \pm 2.32$ ,  $H(z = 0.34) = 83.8 \pm 2.96$ , and  $H(z = 0.43) = 86.45 \pm 3.27$ .

The best fit values of the model parameters from observational Hubble data are determined by minimizing [56–58]

$$\chi_{OHD}^2(H_0, \theta) = \sum_{i=1}^{15} \frac{[H_{th}(H_0, \theta; z_i) - H_{obs}(z_i)]^2}{\sigma^2(z_i)}, \quad (27)$$

where  $H_{th}$  is the predicted value for the Hubble parameter,  $H_{obs}$  is the observed value,  $\sigma(z_i)$  is the standard deviation measurement uncertainty, and the summation is over the 15 observational Hubble data points at redshifts  $z_i$ .

### C. The X-ray gas mass fraction

The observations of X-ray gas mass fraction in galaxy clusters provide the information on the dark matter and the formation of structure, so they can be used to constrain the cosmological parameters. It is assumed that the baryon gas mass fraction in clusters [59]

$$f_{gas} = \frac{M_{b-gas}}{M_{tot}} \quad (28)$$

is constant, independent of redshift and is related to the global fraction of the universe  $\Omega_b/\Omega_{0m}$ . In the standard cold dark matter (SCDM) model,  $f_{gas}^{SCDM}$  is [59]

$$f_{gas}^{SCDM} = \frac{b}{1+\alpha} \frac{\Omega_b}{\Omega_{0m}} \left( \frac{d_A^{SCDM}(z)}{d_A(z)} \right)^{\frac{3}{2}}, \quad (29)$$

where  $d_A$  is diameter distance which relates with  $d_L$  via  $d_L(z) = (1+z)^2 d_A(z)$ , the parameter  $b$  is a bias factor suggesting that the baryon fraction in clusters is slightly lower than for the universe as a whole, the parameter

$\alpha \simeq 0.19\sqrt{h}$  is the ratio factor of optically luminous baryonic mass with X-ray gas contained in clusters. From Cluster Baryon Fraction (CBF), the best fit values of parameters in cosmological model can be determined by minimizing [59]

$$\chi_{CBF}^2(\theta) = C - \frac{B^2}{A}, \quad (30)$$

where

$$A = \sum_{i=1}^N \frac{\tilde{f}_{gas}^{SCDM}(z_i)^2}{\sigma_{f_{gas,i}}^2},$$

$$B = \sum_{i=1}^N \frac{\tilde{f}_{gas}^{SCDM}(z_i) \cdot f_{gas,i}}{\sigma_{f_{gas,i}}^2},$$

$$C = \sum_{i=1}^N \frac{f_{gas,i}^2}{\sigma_{f_{gas,i}}^2}, \quad (31)$$

and

$$\tilde{f}_{gas}^{SCDM}(z_i) = \left( \frac{d_A^{SCDM}(z)}{d_A(z)} \right)^{\frac{3}{2}}. \quad (32)$$

$N = 42$  is the number of the observed  $f_{gas,i}$  and  $\sigma_{f_{gas,i}}^2$  published in Ref. [60].

#### D. Baryon acoustic oscillation

The baryon acoustic oscillations are detected in the clustering of the 2dFGRS and SDSS main galaxy samples, which measure the distance-redshift relation. The value of dimensionless parameter  $A$  can be calculated from these samples, which is defined by

$$A = \sqrt{\Omega_{0m}} E(z_{BAO})^{-1/3} \left[ \frac{1}{z_{BAO}} \int_0^z \frac{dz'}{E(z'; \theta)} \right]^{2/3}, \quad (33)$$

where  $E(z)$  is included in the Hubble parameter  $H(z) = H_0 E(z)$ , and the values of  $z_{BAO} = 0.35$  and  $A = 0.469 \pm 0.017$  are given by measuring from the SDSS [61–63]. One can minimize the  $\chi_{BAO}^2$  defined as

$$\chi_{BAO}^2(\theta) = \frac{(A(\theta) - 0.469)^2}{0.017^2}. \quad (34)$$

#### E. Cosmic microwave background

For CMB data, we use the CMB shift parameter  $R$  to constrain the cosmological model. It is defined by [64]

$$R = \sqrt{\Omega_{0m} H_0^2 (1 + z_*)} D_A(z_*) / c = \sqrt{\Omega_m} \int_0^{z_*} \frac{H_0 dz'}{H(z'; \theta)}, \quad (35)$$

here  $z_*$  is the redshift at the decoupling epoch of photons, which is obtained from the 7yWMAP data  $z_* = 1091.3$ , and the value of  $R$  is given by [39]

$$R = 1.725 \pm 0.018. \quad (36)$$

From the CMB constraint, the best fit values of parameters in the DE models can be determined by minimizing

$$\chi_{CMB}^2(\theta) = \frac{(R(\theta) - 1.725)^2}{0.018^2}. \quad (37)$$

The total  $\chi^2$  is expressed as

$$\chi_{total}^2(\theta) = \sum_i \chi_i^2(\theta), \quad (38)$$

here  $\theta$  denotes the model parameters, and suffix  $i$  denotes any one observational data of above five data: SNIa, OHD, CBF, BAO and CMB. In this expression, for each observation  $\chi^2$  corresponds to Eqs.(26), (27), (30), (34) and (37), respectively. Using the currently observed data, Fig. 1, Fig. 2 and Fig. 3 respectively plot the 2-D contours with  $1\sigma, 2\sigma$  confidence levels of model parameters in the flat universe for the case of  $F(r) = \text{constant}$ ,  $F(r) = \text{variable}$  and non-interacting model of  $w = w_0 = \text{constant}$ . And for each model we consider three different combined constraints on model parameters, i.e. respectively using the combined data of SNIa+OHD+BAO, SNIa+CMB and SNIa+OHD+CBF+BAO+CMB. The corresponding calculation results for the constraints on model parameters are listed in table II, III and IV. According to these three constraints on the parameter  $r_\infty$ , as shown in table II one can see that for the case of the constant interaction function  $F(r)$ , there exist a non-vanishing, but weak interaction. However, for the case of the variable interaction function  $F(r)$ , considering that the best fit values of  $r_\infty$  are near to zero it seems that the observational data tends to have no interaction between dark matter and dark energy, but the confidence levels of this parameter are still wide. Also, from table II, III and IV it can be seen that the most stringent constraint on model parameters is given by using the most observational data: SNIa+OHD+CBF+BAO+CMB, when compare three combined constraints. In addition, by using the best fit values of model parameters we can obtain the values of state parameter for dark energy  $w_{de}$ , according to the calculation formula  $w_{de} = \gamma_{de} - 1 = \frac{\beta(1+r_\infty)}{3} - r_\infty\gamma_{dm} - 1$  for the case of constant interaction function, and  $w_{de} = \gamma_{de} - 1$  for the case of variable interaction function. It is shown that for both interacting scenarios, the values of state parameter  $w_{de}$  are in phantom region ( $w_{de} < -1$ ) for the combined constraint from SNIa+OHD+BAO data, and are in quintessence region ( $w_{de} > -1$ ) for the combined constraint from SNIa+OHD+CBF+BAO+CMB data, which are consistent with the constraint results of the non-interacting case.

	$\chi_{min}^2$	$\chi_{min}^2/dof$	$\Omega_{0m}$	$r_\infty$	$\beta$
SNIa+OHD+BAO	554.092	0.967	$0.270^{+0.033+0.053}_{-0.032-0.049}$	$-0.039^{+0.096+0.167}_{-0.083-0.122}$	$-0.295^{+0.577+0.904}_{-0.682-1.189}$
SNIa+CMB	542.633	0.972	$0.279^{+0.029+0.046}_{-0.026-0.042}$	$-0.011^{+0.020+0.032}_{-0.021-0.033}$	$-0.146^{+0.315+0.502}_{-0.346-0.586}$
SNIa+OHD+CBF+BAO+CMB	616.397	1.001	$0.277^{+0.023+0.037}_{-0.021-0.034}$	$-0.006^{+0.020+0.032}_{-0.020-0.033}$	$0.019^{+0.275+0.442}_{-0.298-0.492}$

TABLE II: The values of  $\chi_{min}^2$ ,  $\chi_{min}^2/dof$ , and the best fit values of model parameters with their confidence levels for the constant interacting model from the current observational data: SNIa+OHD+BAO, SNIa+CMB and SNIa+OHD+CBF+BAO+CMB, where the value of  $dof$  (degree of freedom) equals the number of observational data points minus the number of model parameters.

In addition, for seeing the influence from the interaction function we also plot the evolutions of the effective state parameter for dark energy  $w_{de}^e = \gamma_{de}^e - 1$  and the interaction function  $F(r)$ . The effective state parameter for dark

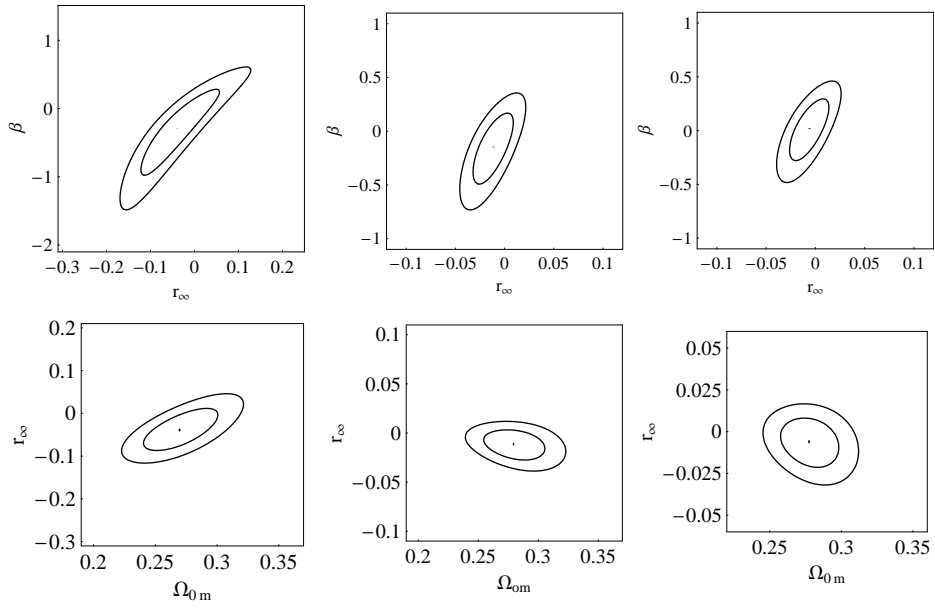


FIG. 1: The 2-D contours with  $1\sigma$  and  $2\sigma$  confidence levels of model parameters in the interacting model with owing a constant function  $F(r)$  from the current observational data: SNIa+OHD+BAO (left), SNIa+CMB (middle) and SNIa+OHD+CBF+BAO+CMB (right).

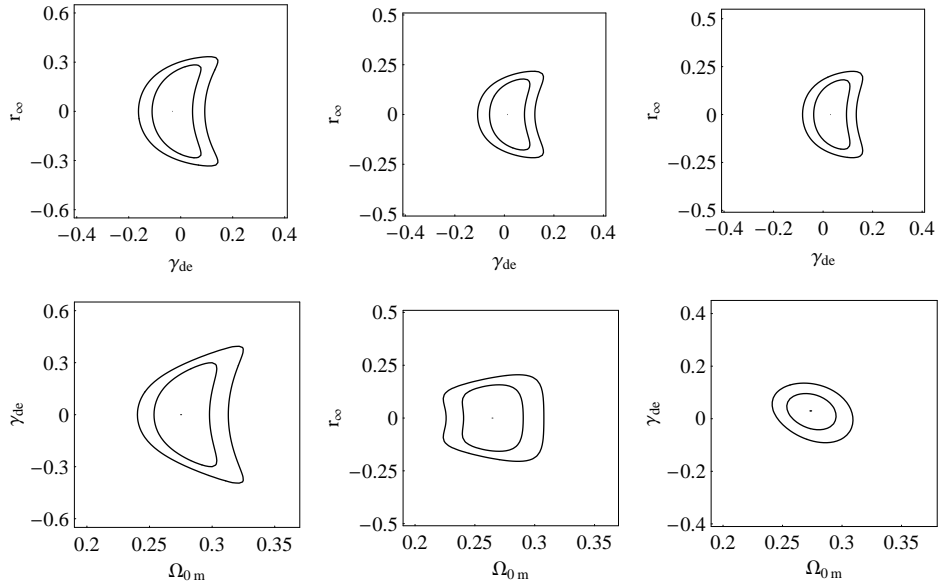


FIG. 2: The 2-D contours with  $1\sigma$  and  $2\sigma$  confidence levels of model parameters in the interacting model with owing a variable function  $F(r)$  by using SNIa+OHD+BAO (left), SNIa+CMB (middle) and SNIa+OHD+CBF+BAO+CMB data (right).



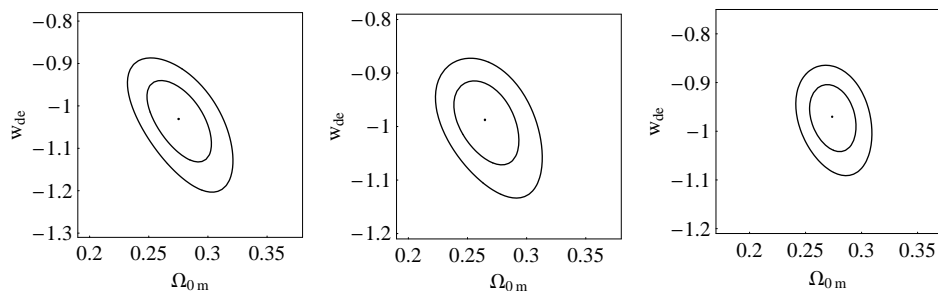


FIG. 3: The 2-D contours with  $1\sigma$  and  $2\sigma$  confidence levels of model parameters in the non-interacting model of  $w = w_0 = \text{constant}$  by using SNIa+OHD+BAO (left), SNIa+CMB (middle) and SNIa+OHD+CBF+BAO+CMB data (right).

	$\chi^2_{min}$	$\chi^2_{min}/dof$	$\Omega_{0m}$	$r_\infty$	$\gamma_{de}$
SNIa+OHD+BAO	554.41	0.968	$0.275^{+0.031+0.052}_{-0.023-0.037}$	$-0.00001^{+0.586+0.919}_{-0.692-1.211}$	$-0.031^{+0.091+0.158}_{-0.077-0.121}$
SNIa+CMB	542.73	0.973	$0.265^{+0.027+0.045}_{-0.028-0.043}$	$-0.0005^{+0.1788+0.2175}_{-0.1778-0.2165}$	$0.012^{+0.091+0.146}_{-0.072-0.120}$
SNIa+OHD+CBF+BAO+CMB	616.537	1.001	$0.274^{+0.023+0.037}_{-0.022-0.035}$	$-0.00004^{+0.18147+0.22541}_{-0.18139-0.22526}$	$0.030^{+0.078+0.130}_{-0.068-0.113}$

TABLE III: The values of  $\chi^2_{min}$ ,  $\chi^2_{min}/dof$ , and the best fit values of model parameters with their confidence levels for the variable interacting model from the current observational data.

energy in above two interacting scenarios are respectively expressed as

$$\begin{aligned}
w_{de}^e &= \gamma_{de}^e - 1 \\
&= \gamma_{de} + r\gamma_{dm} + \frac{\dot{\rho}_{dm}}{3H\rho_{de}} - 1 \\
&= -1 + \gamma_{de} + \left(\gamma_{dm} - \frac{\beta}{3}\right) \left[ r_\infty + (r_0 - r_\infty)(1+z)^{\frac{3(\gamma_{dm}-\gamma_{de})}{1+r_\infty}} \right] - \frac{\gamma_{dm} - \gamma_{de}}{1+r_\infty} (r_0 - r_\infty)(1+z)^{\frac{3(\gamma_{dm}-\gamma_{de})}{1+r_\infty}} \quad (39)
\end{aligned}$$

for the interacting model with a constant function  $F(r)$ , and

$$w_{de}^e = -1 + \gamma_{de} - \frac{r_\infty^2 \mu}{6} + (\gamma_{dm} - \nu) \sqrt{r_\infty^2 + (r_0^2 - r_\infty^2)(1+z)^\mu} - \frac{\mu(r_0^2 - r_\infty^2)(1+z)^\mu}{6\sqrt{r_\infty^2 + (r_0^2 - r_\infty^2)(1+z)^\mu}} \quad (40)$$

for the interacting model with a variable function  $F(r)$ . By using the best fit values of model parameters from the combined constraint of SNIa+OHD+CBF+BAO+CMB data, where  $r_\infty = -0.006$  and  $\gamma_{de} = 0.012$ , the evolutions of effective state parameter for dark energy  $w_{de}^e(z)$  in above two interacting scenarios are plotted in Fig. 4 (left). From this figure one can see that for the case of constant interaction function, the  $w_{de}^e(z)$  is almost constant; and for the case of variable interaction function, the parameter  $w_{de}^e(z)$  slowly change with respect to the redshift  $z$ . Furthermore for the interaction function  $F(r)$ , we have the best fit value of  $F(r) = -\frac{r_\infty}{1+r_\infty}(\gamma_{dm} - \gamma_{de}) = 0.006$  for the constant interacting case, and plot the best fit evolution of  $F(r) = -\frac{(1-r)r_\infty^2}{r(1-r_\infty^2)}(\gamma_{dm} - \gamma_{de})$  in Fig. 4 (right) for the variable interaction function. From Fig. 4 (right) it is easy to see that the interaction between dark matter and dark energy is always very weak, though it is variational with respect to redshift  $z$ .

#### IV. The evolutions of geometrical quantities with their confidence level

In this part we investigate the evolutions of some geometrical quantities with their confidence level, such as deceleration parameter  $q(z)$  and jerk parameter  $j(z)$ . The confidence level on a function  $f = f(\theta)$  in terms of the variables

	$\chi_{min}^2$	$\chi_{min}^2/dof$	$\Omega_{0m}$	$w_0$
SNIa+OHD+BAO	554.410	0.968	$0.275^{+0.028+0.046}_{-0.027-0.043}$	$-1.031^{+0.091+0.144}_{-0.101-0.172}$
SNIa+CMB	542.730	0.973	$0.265^{+0.028+0.048}_{-0.026-0.042}$	$-0.988^{+0.073+0.116}_{-0.084-0.145}$
SNIa+OHD+CBF+BAO+CMB	616.537	1.001	$0.274^{+0.021+0.035}_{-0.020-0.033}$	$-0.970^{+0.066+0.106}_{-0.072-0.121}$

TABLE IV: The values of  $\chi_{min}^2$ ,  $\chi_{min}^2/dof$ , and the best fit values of model parameters with their confidence levels for the non-interacting model from the current observational data.

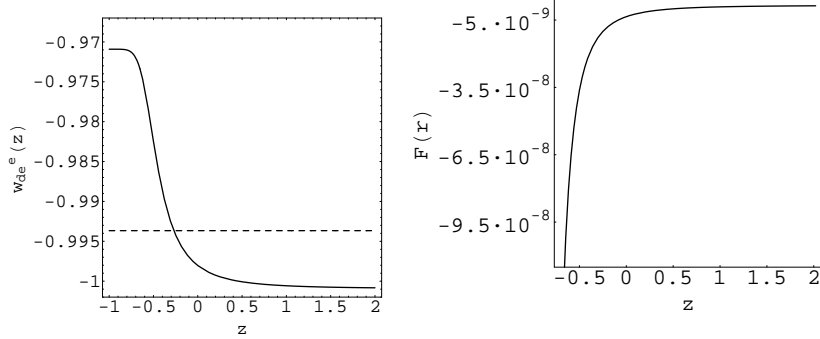


FIG. 4: The evolutions of the effective state parameter for dark energy  $w_{de}^e(z)$  (left) in interacting model with constant function  $F(r)$  (dot line) and variable function  $F(r)$  (solid line), and the evolution of variable interaction function  $F(r)$  (right).

$\theta$  are calculated by

$$\sigma_f^2 = \sum_i^m \left( \frac{\partial f}{\partial \theta_i} \right)^2 C_{ii} + 2 \sum_i^m \sum_{j=i+1}^m \left( \frac{\partial f}{\partial \theta_i} \right) \left( \frac{\partial f}{\partial \theta_j} \right) C_{ij}, \quad (41)$$

where  $m$  is the number of parameters,  $\theta$  denotes model parameters,  $C_{ij}$  is the covariance matrix of the fitting parameters that is the inverse of the Fisher matrix  $(C_{ij}^{-1}) = \frac{1}{2} \frac{\partial^2 \chi^2(\theta)}{\partial \theta_i \partial \theta_j}$ ,  $f(z; \theta_i)$  express any one cosmological parameter. The evolution of any cosmological quantity  $f(z)$  with confidence level is given by

$$f_{1\sigma}(z) = f(z) |_{\theta=\bar{\theta}} \pm \sigma_f, \quad (42)$$

here  $\bar{\theta}$  is the best fit values of the constraint parameters.

The deceleration parameter is defined as

$$q(z) \equiv -\frac{\ddot{a}}{aH^2} = (1+z) \frac{1}{H} \frac{dH}{dz} - 1. \quad (43)$$

For the case of constant interaction function  $F(r)$ , one has

$$q(z) = -1 + \frac{-3r_\infty(1-\Omega_{0m})(1+z)^3 + 3\Omega_{0m}(1+z)^3 + \beta(1+r_\infty)(1-\Omega_{0m})(1+z)^\beta}{2[-r_\infty(1-\Omega_{0m})(1+z)^3 + \Omega_{0m}(1+z)^3 + (1+r_\infty)(1-\Omega_{0m})(1+z)^\beta]}. \quad (44)$$

For  $r_\infty = 0$ , it reduces to the non-interacting case. For the case of variable interaction function  $F(r)$ , the concrete form of deceleration parameter is not listed here, since this expression is too complex. In Fig. 5 we plot the evolutions of  $q(z)$  for two interacting cases. According to the figures the calculation results for transition redshift  $z_T$  and current deceleration parameter  $q_0$  are listed in table V. From table V, comparing two interacting scenarios it can be seen

that the constant interacting model tends to have the smaller values of transition redshift  $z_T$  and the more violent decelerated-expansion rhythm at present (reflected by the smaller value of  $q_0$ ). And from Fig. 5, it is easy to see that for the case of interacting model with a variable function  $F(r)$ , it has the more stringent constraints on the evolutions of deceleration parameter than the case of interacting model with a constant function  $F(r)$ .

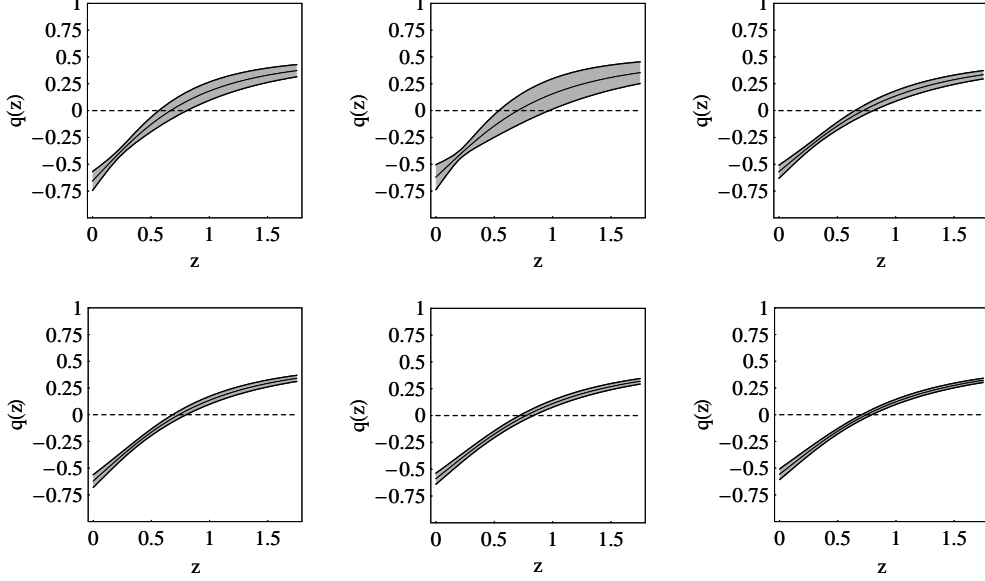


FIG. 5: The evolutions of  $q(z)$  for interacting model with constant function  $F(r)$  (upper) and variable function  $F(r)$  (down), from the combined observational data of SNIa+OHD+BAO (left), SNIa+CMB (middle) and SNIa+OHD+CBF+BAO+CMB (right).

	$z_T$	$q_0$	$z_T$	$q_0$
SNIa+OHD+BAO	$0.669^{+0.137}_{-0.101}$	$-0.657^{+0.088}_{-0.087}$	$0.737^{+0.061}_{-0.054}$	$-0.621^{+0.059}_{-0.059}$
SNIa+CMB	$0.701^{+0.267}_{-0.162}$	$-0.621^{+0.166}_{-0.166}$	$0.773^{+0.060}_{-0.056}$	$-0.589^{+0.051}_{-0.052}$
SNIa+OHD+CBF+BAO+CMB	$0.721^{+0.085}_{-0.070}$	$-0.571^{+0.061}_{-0.060}$	$0.747^{+0.044}_{-0.042}$	$-0.557^{+0.050}_{-0.050}$

TABLE V: The values of transition redshift  $z_T$  and current deceleration parameter  $q_0$  for the interacting model with the constant function  $F(r)$  (left) and the variable function  $F(r)$  (right).

The jerk parameter is defined by scale factor  $a$  and its third derivative [65–67],

$$j \equiv -\frac{1}{H^3} \left( \frac{\dot{a}}{a} \right) = -\left[ \frac{1}{2}(1+z)^2 \frac{[H(z)^2]''}{H(z)^2} - (1+z) \frac{[H(z)^2]'}{H(z)^2} + 1 \right]. \quad (45)$$

The use of the cosmic jerk parameter provides more parameter space for geometrical studies, and transitions between phases of different cosmic acceleration are more naturally described by models incorporating a cosmic jerk. Also, we list the expression of jerk parameter for the case of constant interaction function  $F(r)$ , with having a form

$$j = -1 - \frac{\beta(\beta-3)(1+r_\infty)(1-\Omega_{0m})(1+z)^\beta}{2[-r_\infty(1-\Omega_{0m})(1+z)^3 + \Omega_{0m}(1+z)^3 + (1+r_\infty)(1-\Omega_{0m})(1+z)^\beta]}. \quad (46)$$

For the evolutions of jerk parameter  $j(z)$  in interacting models including the cases of constant function and variable function are plotted in Fig. 6 by using the combined observational data of SNIa+OHD+CBF+BAO+CMB. The

current values of jerk parameter for the cases of constant and variable interaction function are respectively given by,  $j_{01} = -0.980_{-0.252}^{+0.253}$  and  $j_{02} = -0.906_{-0.143}^{+0.156}$ . For the case of the non-interacting model-independent scenario, the evolutions of deceleration parameter  $q(z)$  and jerk parameter  $j(z)$ , and the detailed discussions on the current values of deceleration parameter  $q_0$  and jerk parameter  $j_0$  can be found in Ref. [68], where the combined constraint results are obtained from the latest observational data, according to the analysis of Cosmography.

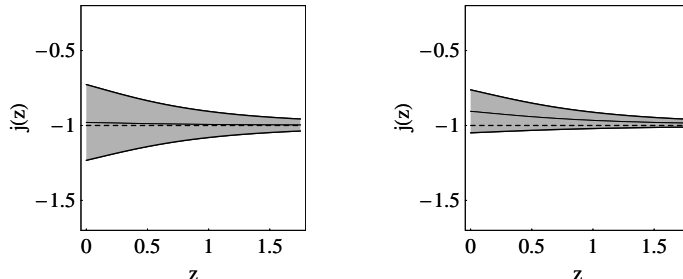


FIG. 6: The evolution of jerk parameter  $j(z)$  for interacting model with constant function  $F(r)$  (left) and variable function  $F(r)$  (right) from the combined data: SNIa+OHD+CBF+BAO+CMB.

## V. Conclusions

One knows the popular interpretation to the accelerating universe is the cosmological constant model. But this model suffers from the fine-tuning and the coincidence problems. And one of solutions to solve these problems is to consider the interaction between two dark sections. In this paper, following Ref. [34] we investigate the interaction with using two different methods. We apply the current observed data, including 557 Union2 SNIa, OHD, cluster X-ray gas mass fraction, BAO and CMB data, to constrain the interacting dark models with considering the constant interaction function and the variable interaction function  $F(r)$ . According to the constraint results on model parameters, it indicates that the interaction between dark matter and dark energy is occurred, but the interacting strength is weak for the case of the constant function  $F(r)$ . When consider the interaction with the variable function, it seems that the interaction between dark matter and dark energy is not obvious for the best fit analysis. In addition, we consider the evolution of geometrical quantities, such as deceleration parameter and jerk parameter. It is shown that the most stringent constraint on deceleration parameter is given by the combined constraint of SNIa+OHD+CBF+BAO+CMB data. And we also get the constraint results on some cosmological quantities, such as transition redshift, current deceleration parameter and jerk parameter.

For the analysis of effective state parameter for dark energy  $w_{de}^e$  and dark-matter energy density  $\rho_{dm}$ , we consider using the best fit model parameters from the combined constraint of SNIa+OHD+CBF+BAO+CMB data. From Fig. 4 (left) it is shown that for the case of the variable interaction function, due to the influence of interaction between dark matter and dark energy the parameter  $w_{de}^e$  is dynamical, but the evolution is slow in the future ( $z < 0$ ), and go near to be constant in the past ( $z > 0$ ). For the case of the variable interaction function,  $w_{de}^e$  is almost constant all the time. Furthermore according to the best fit values of parameters  $\alpha = \frac{(\gamma_{dm}-\gamma_{de})}{1+r_\infty} \simeq 0.982$  and  $\beta = 3\frac{r_\infty\gamma_{dm}+\gamma_{de}}{1+r_\infty} \simeq 0.019$  for the constant interacting model,  $\mu = \frac{6(\gamma_{dm}-\gamma_{de})}{1-r_\infty^2} \simeq 5.820$  and  $\nu = \gamma_{de} - \frac{r_\infty^2(\gamma_{dm}-\gamma_{de})}{1-r_\infty^2} \simeq 0.030$  for the variable interacting

model, from Eq. (12) and (18) it can be found that for these two interacting models the evolutions of dark matter obey,  $\rho_{dm1} \propto a^{-3\alpha-\beta} \simeq a^{-3.003}$  and  $\rho_{dm2} \propto a^{-\mu/2+3\nu} \simeq a^{-3}$ , which is similar to the popular understanding  $\rho_{dm} \propto a^{-3}$ . Then the acceleration-expanded universe will not appear in the matter-dominated phase for the interacting models (as shown in Fig.5 about the evolution of deceleration parameter  $q$ ), which is a fundamental for the structure formation. In addition, we note that according to the second law of thermodynamics [69], it requires that the energy density is transferred from dark energy to dark matter. From the analysis of interaction function, it is shown that  $F(r)$  should be smaller than zero. This condition is satisfied for the case of variable interaction function (one can see in Fig. 4 (right)). For the case of constant interaction function, though the best fit value of  $F(r)$  is not satisfied (since  $r_\infty < 0$ ), it comes into existence at  $1\sigma$  and  $2\sigma$  confidence levels.

**Acknowledgments** The research work is supported by the National Natural Science Foundation of China (11147150), the Natural Science Foundation of Education Department of Liaoning Province (L2011189), the Natural Science Foundation of Liaoning Province (Grant No.20102124), the NSFC (11175077) and the NSFC (11005088) of P.R. China.

- 
- [1] A.G. Riess *et al*, 1998 *Astron. J.* **116** 1009.
  - [2] S. Perlmutter *et al*, 1999 *Astrophys. J.* **517** 565.
  - [3] B. Ratra and P.J.E. Peebels, 1988 *Phys. Rev. D.* **37** 3406.
  - [4] B. Feng, X.L. Wang and X.M. Zhang, 2005 *Phys. Lett. B* **607** 35.
  - [5] M. Li, 2004 *Phys. Lett. B* **603** 1.
  - [6] R.G. Cai, *Phys. Lett. B* 657, 228 (2007).
  - [7] J.B. Lu et al, *Gen Relativ Gravit* (2011) 43:819-832.
  - [8] Y.T. Wang and L.X. Xu, *Phys. Rev. D* 81 083523 (2010).
  - [9] A.Y. Kamenshchik, U. Moschella and V. Pasquier, 2001 *Phys. Lett. B* 511 265.
  - [10] J.B. Lu et al, 2008 *Phys. Lett. B* 662, 87.
  - [11] Z.H. Zhu, 2004 *Astron. Astrophys.* **423** 421.
  - [12] P.X. Wu and H.W. Yu 2007 *Phys. Lett. B* **644** 16.
  - [13] C. Feng, B. Wang, Y. Gong, R.K. Su [arXiv:0706.4033].
  - [14] Y.G. Gong, *Phys.Rev. D*61 (2000) 043505.
  - [15] C. Gao, F. Wu, X. Chen, Y.G. Shen, *Phys. Rev. D* 79 043511(2009) [arXiv:0712.1394].
  - [16] J.B. Lu, E.N. Saridakis, M.R. Setare and L.X. Xu. *JCAP*, 03(2010) 031.
  - [17] J.B. Lu, L.X. Xu, M.L. Liu and Y.X. Gui, *Eur.Phys.J.C* 58 (2008) 311.
  - [18] J.B. Lu, and L.X. Xu, *International Journal of Modern Physics D*, 18, 1741 (2009).
  - [19] J.B. Lu, *Phys. Lett. B* **680**, 404 (2009).
  - [20] C.J. Feng, *Phys.Lett.B*,670:231-234,2008.
  - [21] J.B. Lu, et al, *Eur.Phys.J.Plus* (2011) 126:92.
  - [22] J.B. Lu, et al, *Eur. Phys. J. C* (2011) 71:1800.
  - [23] W. Zimdahl and D. Pavon *Phys. Lett. B*521 (2001) 133.
  - [24] L. P.Chimento, A. S. Jakubi, D. Pavon and W. Zimdahl *Phys. Rev. D*67 (2003) 083513.
  - [25] C. Feng, B. Wang, E. Abdalla and R.-K. Su *Phys. Lett. B*665 (2008) 111.
  - [26] J.H. He, B. Wang and E. Abdalla, *Phys. Lett. B*671 (2009), 139.

- [27] B. Wang, J. Zang, C.Y. Lin, E. Abdalla and S. Micheletti, Nucl. Phys. B778 (2007) 69.
- [28] B. Wang, Y.G. Gong and E. Abdalla, Phys. Lett. B624 (2005) 141.
- [29] J. Cui, X. Zhang, Phys.Lett.B690:233-238,2010.
- [30] E. Abdalla and B. Wang Phys. Lett. B651 (2007) 89.
- [31] M. Jamil, M. A. Rashid Eur. Phys. J. C56 (2008) 429.
- [32] O. Bertolami, F.G. Pedro and M.L. Delliou, Gen. Rel. Grav. 41 (2009) 2839.
- [33] O. Bertolami, F. Gil Pedro and M. Le Delliou, Phys. Lett. B654 (2007) 165.
- [34] L. P. Chimento, M. Forte, G.M. Kremer, Gen.Rel.Grav.41:1125-1137,2009.
- [35] R. Amanullah et al. [Supernova Cosmology Project Collaboration], [arXiv:astro-ph/1004.1711].
- [36] J. Simon, L. Verde and R. Jimenez, Phys. Rev. D **71** 123001 (2005).
- [37] S.W. Allen, D.A. Rapetti, R.W. Schmidt, et al, Mon.Not.Roy.Astron.Soc. **383** 879 (2008).
- [38] W.J. Percival *et al.*, [arXiv:astro-ph/0907.1660].
- [39] E. Komatsu et al., [arXiv:astro-ph/1001.4538].
- [40] S. Nesseris and L. Perivolaropoulos, Phys. Rev. D **72**, 123519 (2005).
- [41] L. Perivolaropoulos, Phys. Rev. D **71**, 063503 (2005).
- [42] V. Acquaviva, L. Verde, JCAP **0712** 001 (2007).
- [43] A. C. C. Guimaraes, J. V. Cunha and J. A. S. Lima, JCAP **0910**, 010 (2009).
- [44] M. Szydlowski and W. Godlowski, 2006 *Phys. Lett. B* **633** 427.
- [45] R.Gannouji, D. Polarski, JCAP **0805**, 018 (2008).
- [46] U. Alam and V. Sahni, 2006 *Phys.Rev.D* **73** 084024.
- [47] Z.L. Yi and T.J. Zhang, 2007 *Mod. Phys. Lett. A* **22** 41-53.
- [48] R. Jimenez, L. Verde, T. Treu and D. Stern, *Astrophys. J.* **593** 622 (2003).
- [49] R. Jimenez and A. Loeb, *Astrophys. J.* **573** 37 (2002).
- [50] R. G. Abraham *et al.*, *Astron. J.* **127** 2455 (2004).
- [51] L. A. Nolan, J. S. Dunlop, R. Jimenez and A. F. Heavens, *Mon. Not. Roy. Astron. Soc.* **341** 464 (2003)
- [52] D. Stern, R. Jimenez, L. Verde, M. Kamionkowski and S. A. Stanford, [arXiv:astro-ph/0907.3149].
- [53] J. Simon et al, 2005 *Phys. Rev. D* **71**, 123001.
- [54] A. G. Riess *et al.*, arXiv:0905.0695[astro-ph].
- [55] E. Gaztanñaga, A. Cabré and L. Hui, [arXiv:0807.3551].
- [56] R. Lazkoz and E. Majerotto, 2007 *JCAP* **0707** 015.
- [57] L. Samushia and B. Ratra, 2006 *Astrophys. J.* **650** L5.
- [58] R. Jimenez, L. Verde, T. Treu and D. Stern, 2003 *Astrophys. J.* **593** 622.
- [59] S. Nesseris and L. Perivolaropoulos, JCAP **0701** 018 (2007).
- [60] S.W. Allen, D.A. Rapetti, R.W. Schmidt, et al, Mon.Not.Roy.Astron.Soc. **383** 879 (2008).
- [61] D. J. Eisenstein *et al.*, *Astrophys. J.* **633** 560 (2005).
- [62] W. J. Percival *et al.*, *Mon. Not. Roy. Astron. Soc.* **381** 1053 (2007).
- [63] J.B. Lu and L.X. Xu, 2010 *Modern Physics Letters A* **25** 737-747.
- [64] J. R. Bond, G. Efstathiou and M. Tegmark, *Mon. Not. Roy. Astron. Soc.* **291** L33 (1997).
- [65] R.D. Blandford, *Mon. Not. Roy. Astron. Soc.* 375 (2007) 1510.
- [66] L.X Xu, W.B. Li, and J.B. Lu, JCAP, 07 (2009) 031.
- [67] J.B. Lu, L.X. Xu, and M.L. Liu, Phys. Lett. B 699 (2011) 246-250.
- [68] S. Capozziello, R. Lazkoz, and V. Salzano, Phys.Rev. D 84 (2011) 124061.
- [69] D. Pavon and B. Wang, Gen. Rel. Grav. 41, 1 (2009)