

Quantum State Orthogonalization and a Toolset for Quantum Optomechanical Phonon Control

M. R. Vanner,^{1,2} M. Aspelmeyer,^{1,2} and M. S. Kim³

¹ Vienna Center for Quantum Science and Technology (VCQ), Boltzmannngasse 5, A-1090 Vienna, Austria

² Faculty of Physics, University of Vienna, Boltzmannngasse 5, A-1090 Vienna, Austria

³ QOLS, Blackett Laboratory, Imperial College London, SW7 2BW, United Kingdom

(Dated: December 2, 2024)

We introduce a method that can orthogonalize any pure continuous variable quantum state without requiring significant *a priori* knowledge of the input state. We demonstrate how this method can be applied to orthogonalize the motional state of a mechanical oscillator in a cavity optomechanics context by developing a set of coherent phonon level operations. As the mechanical oscillator is a stationary system such operations can be conveniently performed at multiple times, thus providing considerable versatility for quantum state engineering applications. Utilizing this, we additionally introduce a method how to transform any known pure input state into any desired target state.

A qubit basis formed by a pair of orthogonal quantum states is central to quantum information processing. Currently there is considerable scientific effort directed towards implementing quantum information processing using spin-1/2 systems. For such systems, an intriguing and fundamental fact is that quantum mechanics prohibits the construction of a universal-NOT gate, which would produce an orthogonal qubit from any input qubit [1–3]. This quantum mechanical property is closely related to the quantum no-cloning theorem [4], and indeed, in the output of a deterministic universal quantum cloning machine the ancilla is orthogonal to the input qubit with optimum fidelity. To overcome the fidelity limitation imposed by requiring a deterministic and universal operation, faithful cloning can be achieved probabilistically provided that the set of input states is restricted to being linearly independent [5]. Similarly, using such an input set of states, it is possible to construct a probabilistic NOT operation for qubits [6]. A qubit basis may however, also be formed using two orthogonal continuous variable states. Thus far, efforts to construct such a basis for continuous variable systems have mainly concentrated on using a superposition of coherent states [7]. Also, recently a qubit basis has been realized using photon subtraction from squeezed vacuum [8].

In this Letter, we introduce a method for quantum state orthogonalization for continuous variable quantum systems that only requires knowing partial information of the initial state’s mean. Furthermore, our method is readily extended to generate an arbitrary superposition of the initial state and an orthogonal counterpart to allow the encoding of quantum information. Our orthogonalizer $\Upsilon_{\perp} \propto be^{-i\phi} + b^{\dagger}e^{i\phi}$ is formed by a linear superposition of the bosonic annihilation and creation operators, b and b^{\dagger} , respectively, and generates a state orthogonal to any pure input state $|\psi\rangle$ provided that $\langle\psi|\Upsilon_{\perp}|\psi\rangle = 0$. Remarkably, the only knowledge of the input state needed for orthogonalization using our method is the angle ϑ made by the state’s mean amplitude in phase space, where $\langle b \rangle = |\langle b \rangle| e^{i\vartheta}$. This angle is described classically in most cases and can be easily known to a high precision.

One then sets $\phi = \vartheta + \pi/2$ to achieve orthogonalization and Υ_{\perp} becomes a quadrature operator rotated to be perpendicular to ϑ [9].

The tools we introduce to allow orthogonalization can also be directly utilized for quantum state engineering of quantum harmonic oscillator systems, which is important, not only for quantum information processing, but also for empirically investigating decoherence and for quantum metrology. Much experimental progress towards this has been achieved in quantum optics and arbitrary quantum state preparation can now be achieved, see e.g. Refs. [10, 11]. Currently, single-quanta-manipulation techniques performed on travelling-light fields [12] have prepared superposition states via photon subtraction [13–15], have demonstrated the observation of the bosonic commutation relation [16, 17], and engineered arbitrary quantum states of light up to the two-photon level [18]. As mechanically vibrating elements are now also considered for quantum applications, experimental tools are required for the coherent manipulation of phononic modes. Examples of experimental progress in this direction are: the observation of the ground state of motion [19–21], steps towards single-phonon manipulation by coupling a mechanical oscillator to a superconducting phase qubit [19], strong coupling in optomechanics [22, 23] and electromechanics [24], and mechanical mode thermometry via sideband asymmetry [25]. Also, recently the lattice vibrations of two separate diamond crystals were entangled by coherently distributing one quanta across the two vibrational modes [26].

Coherent phonon manipulation.— Here we provide a tool to manipulate the motion of a mechanical resonator at the single phonon level. Specifically, we demonstrate how to perform an arbitrary coherent superposition of phonon subtraction, addition and the identity operation, which provides the ability to implement our orthogonalization operation Υ_{\perp} . To realize phonon subtraction (addition) one can optically drive an optomechanical cavity at the red (blue) sideband and then perform single photon detection on the field scattered onto the cavity

resonance frequency. Provided that the mechanically induced optical sidebands are well resolved and the optical phase shifts are small allowing linearization about the steady state, the red-detuned drive gives rise to a beam-splitter interaction and the blue-detuned drive gives rise to a two-mode-squeezing interaction. This linearization procedure was discussed, for optomechanics, in Ref. [27] where quantum state transfer between light and mechanics was proposed. More recently, Romero-Isart *et al.* [28] and Hofer *et al.* [29] have utilized optical drive on the blue sideband for continuous-variable teleportation from light to the mechanics, where the latter provided an analysis to optimize the optomechanical entanglement in the presence of thermal decoherence. In Ref. [26], single photon measurement on a sideband for conditional phonon addition was central to their experimental scheme. Some other applications utilizing these sidebands are reviewed in Ref. [30].

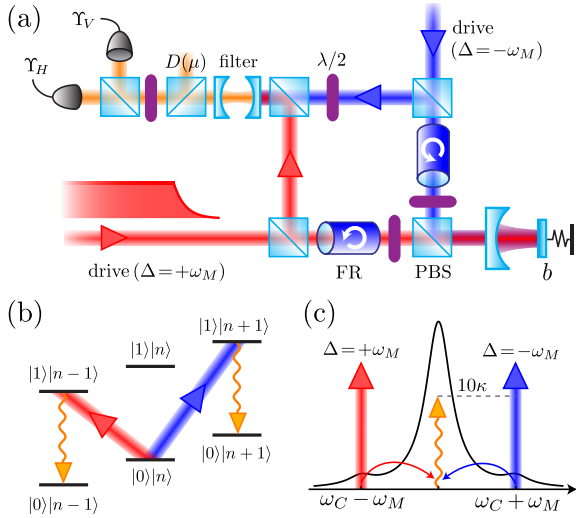


FIG. 1: (a) Our proposed optical setup for coherent manipulation of the quantum state of motion of a mechanical oscillator at the single quanta level. Two orthogonally polarized drive fields, one red-detuned and one blue-detuned from cavity resonance, are combined on a polarizing beam splitter (PBS) and are injected into an optomechanical system. Following the interaction, the reflected light is separated from the incident light using Faraday rotators (FR). The two fields are recombined and the sidebands generated by the interaction are transmitted through a filter prior to detection. The blue-detuned field drives a phonon-number increasing process and the red-detuned field drives a phonon-number reducing process as is depicted in (b), a truncated energy level diagram of the optomechanical system where the left kets describe the intracavity photon number and the right kets describe the mechanical phonon number. (c) An example optomechanical spectrum (black curve). Each drive field generates a sideband at the cavity resonance frequency. Thus, after erasure of the polarization information, detection of a photon at this frequency does not distinguish between the two driven processes and the mechanical element undergoes a coherent superposition of phonon addition and phonon subtraction.

Central to optomechanics is the radiation-pressure interaction where simply the reflection of light is sufficient to modify the momentum of a small mechanical element. Utilizing this interaction, our proposed optomechanical setup for coherent phonon control that uses two orthogonally polarized optical fields to interact with the mechanical resonator is shown in Fig. 1. To describe these interactions quantitatively we write the optomechanical Hamiltonian [31] for the two independent optical modes in the optical rotating frame at the cavity resonance frequency

$$\frac{H}{\hbar} = \omega_M b^\dagger b + \sum_i \left(\Delta_i a_i^\dagger a_i - g_0 a_i^\dagger a_i (b + b^\dagger) \right) + \frac{H_d}{\hbar}, \quad (1)$$

where $H_d/\hbar = \sum_i \sqrt{2\kappa N_i} (\mathcal{E}_i^* a_i + \mathcal{E}_i a_i^\dagger)$ is the drive term, the subscripts label the two orthogonally polarized modes $i \in \{h, v\}$, and a (b) is the cavity (mechanical) annihilation operator. (ω_M , mechanical angular frequency; Δ , optical detuning; g_0 , optomechanical coupling rate; κ , cavity amplitude decay rate; N , photon number per pulse; \mathcal{E} , drive amplitude, where $\int dt |\mathcal{E}|^2 = 1$.) Neglecting mechanical damping and input noise, as the interaction time can be made shorter than the decoherence time scale, we compute the dynamics in a similar manner to Refs. [27, 29]. The mechanical time evolution is computed as generated by the Hamiltonian and the cavity field is computed via the Langevin equation $\dot{a}_i = -ia_i [\Delta_i - g_0(b + b^\dagger)] + \sqrt{2\kappa}(a_{\text{in},i} - i\sqrt{N_i}\mathcal{E}_i) - \kappa a_i$, where a_{in} is the optical input noise. We enter a displaced frame to follow the mean of the operators, i.e. $a_i \rightarrow \sqrt{N_i}\alpha_i + a_i$ and $b \rightarrow \beta + b$. Provided that the intracavity intensity varies much slower than the mechanical frequency the mechanical mean amplitude is $\beta \simeq \frac{g_0}{\omega_M} \sum_i N_i |\alpha_i|^2$. This displacement due to the optical steady state intensity shifts the mean length cavity resonance. Introducing $\Delta'_i = \Delta_i - 2g_0\beta$, the intracavity amplitude is $\alpha_i \simeq -i\sqrt{2\kappa}\mathcal{E}_i/(i\Delta'_i + \kappa)$, where it has been assumed that \mathcal{E} varies much slower than κ . In the proceeding discussion this change to the detuning is neglected as the effect is small and can be readily compensated by frequency stabilization and/or appropriate pre-detuning. We turn now to the noise operators and for brevity solve the dynamics for a single drive frequency. We consider weak coupling to allow linearization of the interaction and enter the mechanical and optical rotating frames via $a \rightarrow ae^{-i\Delta t}$ and $b \rightarrow be^{-i\omega_M t}$, respectively. Assuming $\kappa \ll \omega_M$, we make the rotating-wave approximation and obtain the following equations of motion

$$\begin{aligned} \dot{a} &= ig_0\sqrt{N}\alpha b^{(\dagger)} + \sqrt{2\kappa}a_{\text{in}} - \kappa a, \\ \dot{b} &= ig_0\sqrt{N}\alpha^{(*)} a^{(\dagger)}, \end{aligned} \quad (2)$$

where the brackets in the superscripts are used to describe the two detunings we consider ($\Delta = +\omega_M, \Delta = -\omega_M$) respectively. For $g_0\sqrt{N}\alpha \ll \kappa$ we use the adiabatic solution $a \simeq i\frac{g_0}{\kappa}\sqrt{N}\alpha b^{(\dagger)} + \zeta$, where $\zeta(t) = \sqrt{2\kappa} \int_{-\infty}^t dt' e^{-\kappa(t-t')} a_{\text{in}}(t')$. The photon number scattered by the optomechanical interaction is described by

the continuum generalization $n = \int_0^\tau dt a_{\text{out}}^\dagger a_{\text{out}}$, which has been approximated to include detection up to the drive duration $\tau \gg \kappa^{-1}$ and $a_{\text{out}} = \sqrt{2\kappa}a - a_{\text{in}}$ is the cavity output. For the h polarization driving the beam-splitter interaction ($\Delta = +\omega_M$), $\langle n_h \rangle = (1 - e^{-2G_h\tau})\langle b_0^\dagger b_0 \rangle$, where $G_i = \frac{g_0^2}{\kappa} N_i |\alpha_i|^2$ and b_0 is the mechanical field operator at the beginning of the interaction, time $t = 0$. For the v polarization, which drives the two-mode-squeezing interaction ($\Delta = -\omega_M$), $\langle n_v \rangle = (e^{2G_v\tau} - 1)\langle b_0 b_0^\dagger \rangle$. For both of these processes we now consider weak drive such that the probability of more than one quanta being scattered during the interaction is small. In this case, from the scattered photon number expectations, we introduce an effective beam-splitter parameter $\frac{\theta}{2} = \sqrt{2G_h\tau}$ and an effective squeezing parameter $r = \sqrt{2G_v\tau}$ [32] and we now describe the interaction using the effective unitary $U_{\text{eff}} = 1 + (\frac{\theta}{2}a_h^\dagger b e^{-i\phi} - r a_v^\dagger b^\dagger e^{i\varphi} - \text{H.c.})$ [33]. Here, ϕ and φ are the beam-splitter and two-mode-squeezer phases, respectively, which can be controlled via the phase of the coherent drives. The photons at cavity resonance generated via U_{eff} are spatially combined and filtered from the drive fields. Next, to control the weighting of identity in the operation to the mechanical oscillator a weak displacement of amplitude μ is performed. Doing this to the h polarization, $U_{\text{eff}} \rightarrow 1 + (\frac{\theta}{2}a_h^\dagger b e^{-i\phi} - r a_v^\dagger b^\dagger e^{i\varphi} + \mu a_h^\dagger - \text{H.c.})$. We remark here that one could alternatively use ‘quantum scissors’ [34] to introduce an amount of identity. At this point the polarization of a scattered photon reveals how the phonon number changed. In order to conceal this information to allow for a quantum superposition, the field passes through a wave-plate which makes the transformations $a_h \rightarrow \frac{1}{\sqrt{2}}(a_h + a_v)$ and $a_v \rightarrow \frac{1}{\sqrt{2}}(a_v - a_h)$ and is then incident upon a polarizing beam splitter. Here, it is noted that the optical paths taken by the two fields must be interferometrically stable as any phase shift between them up to the beam-splitter can change the phases ϕ and φ . Conditioned on a h photon detection with no v detection, the action to the mechanical state can be computed using $\rho_M^{\text{out}} = \Upsilon_h \rho_M^{\text{in}} \Upsilon_h^\dagger / \text{Pr}(h)$, where $\text{Pr}(h) = \text{Tr}_M(\Upsilon_h^\dagger \Upsilon_h \rho_M)$ is the probability of photon detection and

$$\Upsilon_h = \frac{1}{\sqrt{2}} \left(\frac{\theta}{2} b e^{-i\phi} + r b^\dagger e^{i\varphi} + \mu \right). \quad (3)$$

A v photon detection gives a measurement operator of the same form, however, with a π phase shift on the identity.

Applications.— Action with Υ_h provides a method to prepare and manipulate quantum coherence between the mechanical energy levels. Utilizing the superposition in (3) and setting $\mu = 0$, $\frac{\theta}{2} = r$ and $\phi = \varphi = \vartheta + \pi/2$ we obtain the *quantum state orthogonalizer* $\Upsilon_\perp = r(b e^{-i(\vartheta+\pi/2)} + b^\dagger e^{i(\vartheta+\pi/2)})/\sqrt{2} = r P_M^{(\vartheta)}$. In most experimental scenarios ϑ is classical quantity and is known precisely. The rotated quadrature operator $P_M^{(\vartheta)}$ is depicted in Fig. 2 as is its action on a displaced squeezed state. Such orthogonalization is heralded by the detection of a single photon that occurs with probability

$\text{Pr}(h) = \langle \psi | \Upsilon_\perp^\dagger \Upsilon_\perp | \psi \rangle = r^2 \langle (P_M^{(\vartheta)})^2 \rangle$. Since this probability is greater than zero for all physical states [35], orthogonalization can be successfully performed. We also note here that for the special case of states with zero phase-space mean, i.e. $\langle \psi | b | \psi \rangle = \langle \psi | b^\dagger | \psi \rangle = 0$, one can also interpret these expressions as quanta subtraction or addition to the state $|\psi\rangle$ yielding a state which is orthogonal to $|\psi\rangle$. Addition alone can orthogonalize all such states with a heralding probability of $r^2(\langle b^\dagger b \rangle + 1)/2$ whereas subtraction alone has a heralding probability of $(\frac{\theta}{2})^2 \langle b^\dagger b \rangle / 2$. Utilizing these observations we further note that the operations $b - \beta$ and $b^\dagger - \beta^*$ can orthogonalize all pure states with mean amplitude $\langle b \rangle = \beta$. These operations may be simpler to experimentally implement, however, are less versatile as complete information of the state’s mean is required in advance as opposed to the partial knowledge required by Υ_\perp . Returning to (3) and using all the terms in the superposition one can now form a superposition of orthogonalization and identity, $\Upsilon_h = \mu/\sqrt{2} + \Upsilon_\perp$, to prepare a superposition of the initial state and an orthogonal state (cf. Fig. 2(d)). This operation can be used to prepare a qubit in a continuous-variable system from any initial pure state of known phase space angle. Also, a superposition of photon subtraction and addition has recently been proposed for the preparation of non-classical states of light [36], however their method is experimentally challenging due to the spatial mode matching requirements. Our method utilizing frequency sidebands is not hindered by this effect as the optomechanical processes utilized here scatter photons into the same spatial mode.

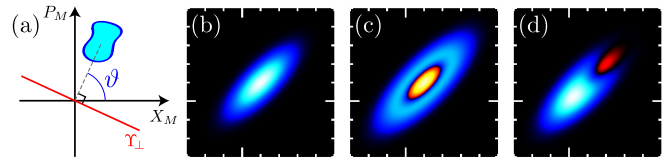


FIG. 2: An equally weighted superposition of quanta addition and subtraction can orthogonalize any pure quantum state. (a) The orthogonalizer Υ_\perp is a quadrature perpendicular to the angle ϑ made by the input state’s mean in phase space. The Wigner function (blue-cyan: positive, red-yellow: negative, larger ticks mark the origin and they increment by unity) of a displaced squeezed state is shown as an initial state (b), and has been orthogonalized by Υ_\perp (c). A superposition of an initial state with an orthogonal state may also be prepared to create a qubit from any initial pure state. In (d) such a superposition is shown by action with $\Upsilon_\perp + |\mu| e^{-i\pi/2}/\sqrt{2}$, where $|\mu| = r$. The position of the Wigner negativity can be controlled by changing the strength and phase of the identity component relative to Υ_\perp .

By contrast to propagating light fields a mechanical resonator is a stationary system that allows Υ_h , Eq. (3), to be conveniently performed at multiple controlled times. Moreover, as the superposition weightings can be changed between applications, this provides considerable versatility for quantum state engineering and

quantum control protocols. For instance, one could realize the protocol by Dakna *et al.* [37] to synthesize an arbitrary mechanical state of motion. As another application, here we show that with N applications of Υ_h , one can transform the state $|\psi\rangle = \sum_n \psi_n |n\rangle$ into any target state $|\phi\rangle = \sum_n \phi_n |n\rangle$, i.e. *arbitrary quantum state transformation*. Our method uses only the subtraction and identity components of Υ_h and proceeds in a manner similar in spirit to Ref. [37] and generalizes the scheme presented in Ref. [38]. Specifically, by applying $\Phi = \prod_{j=1}^N (\mu_j + \nu_j b)/\sqrt{2} = \sum_{i=0}^N C_i b^i$, where $\nu = \frac{\theta}{2} e^{-i\phi}$, to the state $|\psi\rangle$ one can obtain $|\phi\rangle$ provided that the set of coefficients C_i is chosen such that

$$\sum_{i=0}^{N-n} C_i \psi_{i+n} \sqrt{\frac{(i+n)!}{n!}} = \phi_n. \quad (4)$$

Determining C_i can be readily achieved via matrix inversion and a solution to (4) exists provided that $\psi_N \neq 0$ [33]. For the initial state $|\psi\rangle$ having zero mean amplitude, i.e. $\langle b \rangle = 0$, the probability of successful quantum state transformation is $\prod_{i=1}^N [(\frac{\theta}{2})^2 \langle b^\dagger b \rangle_i + |\mu_i|^2]/2$, where $\langle b^\dagger b \rangle_i$ is the phonon number expectation immediately prior to the i th pulse. This may seem low at first sight, however, the experiment can readily be performed with a MHz repetition rate using a ~ 100 MHz mechanical oscillator and thus a practical number of heralding events can be attained in a reasonable time. Moreover, expanding the protocol, if the target state has a larger (smaller) Fock space than the initial state one can apply creation (annihilation) as many times as necessary in order to make the dimensions the same prior to using Φ .

An experimental approach.— There are numerous experimental realizations of cavity-optomechanical systems. To fulfill the requirements of our proposed scheme, here we consider using a mechanical element with a bulk acoustic wave vibration that forms one end mirror of a Fabry-Perot cavity [39]. This configuration has the advantage that the cavity decay rate can be controlled independently of the mechanical properties and such vibrational modes offer high mechanical resonance frequencies. Moreover, simultaneous high reflectivity and high mechanical quality can be realized with multilayer crystalline based reflectors [40]. A $40 \mu\text{m}$ diameter and several micrometer thick round mirror allowing for a cavity finesse of 5×10^4 will support a mechanical resonance $\omega_M/2\pi = 200$ MHz with a 20 ng effective mass. To ensure resolved sideband operation, i.e. $\omega_M/\kappa = 10$, a $75 \mu\text{m}$ cavity length can be used. For a drive laser with wavelength 1064 nm and a pulse duration of one hundred mechanical periods an average optical power during the pulse of 1.3 mW is needed to achieve $r^2 = 0.01$. During the optomechanical interaction the mechanical resonator also interacts with its thermal environment. In order to neglect the effects of environmental coupling we require that $\xi = (\bar{n}/Q)(\tau\omega_M/2\pi) \ll 1$, where \bar{n} is the mechanical phonon occupation when in thermal equilibrium and Q is

the mechanical quality factor. For a 100 mK bath, which can be readily achieved using dilution refrigeration, and $Q = 10^5$ the bath coupling parameter is $\xi \simeq 10^{-2}$. Following the pulsed interaction the generated sideband(s) needs to be separated from the drive field(s) prior to photon detection. For larger mechanical frequencies the filtering requirements simplify. However, it is possible to achieve sufficient filtering even for the 200 MHz mechanical frequency we now consider using a combination of optical displacement and spectral filtering with an auxiliary cavity. A displacement can be realized by passing the beam through a high-transmission beam splitter and mixing it with an intense coherent field. Realizing this with optical-fiber-based components, one can achieve an interferometric visibility $\mathcal{V} = 99.99\%$ that suppresses the drive by a factor of 10^4 . The remaining drive field can then be further reduced by filtering with a cavity that has the same resonance frequency with the optomechanical cavity (cf. Fig. 1(a)). With the parameters above, to achieve a probability of drive transmission 10^2 times smaller than sideband transmission, a filter cavity amplitude decay rate of 2 kHz is required.

In any experiment utilizing the phonon-level manipulations we have described it is vital to experimentally characterize the mechanical motional state. To this end, as the optomechanical cavity parameter regime considered here is suited for the beam-splitter interaction, we suggest using this interaction to perform quantum state transfer of the mechanical motional state to the light [27, 41] and then perform optical homodyne tomography. Moreover, performing such a state transfer following actions with Υ_h to the stationary mechanical element provides a route to prepare an optical qubit formed by a superposition of a freely chosen initial state and an orthogonal counterpart or to synthesize arbitrary quantum states of a travelling optical field. Developing such an optical state preparation tool is an important challenge, as light is an excellent carrier of quantum information and probe for sensing applications, however, yet to be experimentally achieved. One can also use the beam-splitter interaction to transfer a state of the optical field onto the mechanical resonator as a method to initialize the mechanical motion in a pure state [27].

Conclusions.— A superposition of quanta addition and subtraction can orthogonalize any pure continuous-variable quantum state with known angle made by the mean of the state's amplitude in phase-space. Combining this superposition with identity allows extensive control to generate and manipulate coherence between energy levels for quantum state engineering and quantum information applications. Using this tool, one can encode a qubit onto any initial pure state by forming a superposition with the initial state and one of its orthogonal counterparts. We have demonstrated that it is feasible to apply these single quanta level operations to a phononic mode of a mechanical resonator with cavity optomechanics. Moreover, as a mechanical oscillator is a stationary system, it is convenient to apply this tool at multiple

times, which we have utilized to illustrate a method how to perform arbitrary quantum state transformation. As the interactions we have used are available in many of the facets of quantum optics, see e.g. Ref. [42], the tools we introduce here can also be realized in numerous other experimental settings.

Acknowledgments. — We thank G. D. Cole, S. G. Hofer and K. Hammerer for useful discussion. M.R.V. is a member of the FWF Doctoral Programme CoQuS (W 1210), is a recipient of a DOC fellowship of the

Austrian Academy of Sciences and gratefully acknowledges the Royal Society and the kind hospitality provided by the Imperial College London. M.R.V and M.A. thank support provided by the European Commission (Q-ESSENCE), the European Research Council (ERC QOM), the Austrian Science Fund (FWF) (START, SFB FOQUS), the Foundational Questions Institute and the John Templeton Foundation. MSK wishes to thank the Qatar National Research Fund (NPRP 4-554-1-084).

-
- [1] H. Bechmann-Pasquinucci and N. Gisin, Phys. Rev. A **59**, 4238 (1999).
 - [2] V. Bužek, M. Hillery and R. F. Werner, Phys. Rev. A **60**, 2626(R) (1999).
 - [3] F. De Martini, V. Bužek, F. Sciarrino and C. Sias, Nature (London) **419**, 815 (2002).
 - [4] V. Scarani, S. Iblisdir, N. Gisin and A. Acin, Rev. Mod. Phys. **77**, 1225 (2005).
 - [5] L.-M. Duan and G.-C. Guo, Phys. Rev. Lett. **80**, 4999 (1998).
 - [6] F. Yan, T. Gao and Z. Yan, arXiv:1203.0350 (2012).
 - [7] H. Jeong and M. S. Kim, Phys. Rev. A **65**, 042305 (2002).
 - [8] J. S. Neergaard-Nielsen *et al.*, Phys. Rev. Lett. **105**, 053602 (2010).
 - [9] It is interesting to note that this method may also be adapted to spin-1/2 systems using a superposition of the raising and lowering operators, however, in this case one requires knowledge of the phase between the two spin states thus rendering orthogonalization trivial.
 - [10] A. Ben-Kish *et al.*, Phys. Rev. Lett. **90**, 037902 (2003).
 - [11] M. Hofheinz *et al.*, Nature (London) **454**, 310 (2008).
 - [12] M. S. Kim, J. Phys. B **41**, 133001 (2008).
 - [13] A. Ourjoumtsev, R. Tualle-Brouiri, J. Laurat and P. Grangier, Science **312**, 83 (2006).
 - [14] J. S. Neergaard-Nielsen *et al.*, Phys. Rev. Lett. **97**, 083604 (2006).
 - [15] H. M. Chrzanowski *et al.*, arXiv:1102.5566 (2011).
 - [16] V. Parigi *et al.*, Science **317**, 1890 (2007).
 - [17] A. Zavatta, V. Parigi, M. S. Kim, H. Jeong, M. Bellini, Phys. Rev. Lett. **103**, 140406 (2009).
 - [18] E. Bimbard, N. Jain, A. MacRae and A. I. Lvovsky, Nature Photonics **4**, 243 (2010).
 - [19] A. D. O’Connell *et al.*, Nature (London) **464**, 697 (2010).
 - [20] J. D. Teufel *et al.*, Nature (London) **475**, 359 (2011).
 - [21] J. Chan *et al.*, Nature (London) **478**, 89 (2011).
 - [22] S. Gröblacher, K. Hammerer, M. R. Vanner and M. Aspelmeyer, Nature (London) **460**, 724 (2009).
 - [23] E. Verhagen *et al.*, Nature (London) **482**, 63 (2012).
 - [24] J. D. Teufel *et al.*, Nature (London) **471**, 204 (2011).
 - [25] A. H. Safavi-Naeini *et al.*, Phys. Rev. Lett. **108**, 033602 (2012).
 - [26] K. C. Lee *et al.*, Science **334**, 1253 (2011).
 - [27] J. Zhang, K. Peng and S. L. Braunstein, Phys. Rev. A **68**, 013808 (2003).
 - [28] O. Romero-Isart *et al.*, Phys. Rev. A **83**, 013803 (2011).
 - [29] S. G. Hofer *et al.*, Phys. Rev. A **84**, 052327 (2011).
 - [30] M. Aspelmeyer *et al.*, JOSA B **27**, A189 (2010).
 - [31] C. K. Law, Phys. Rev. A **51**, 2537 (1995).
 - [32] For a description of these parameters, see e.g., M. O. Scully and M. S. Zubairy, *Quantum Optics* (Cambridge University Press 1997).
 - [33] See the supplementary material for further discussion.
 - [34] D. T. Pegg, L. S. Phillips and S. M. Barnett, Phys. Rev. Lett. **81**, 1604 (1998).
 - [35] A zero momentum quadrature eigenstate has $\langle (P_M^{(\vartheta)})^2 \rangle = 0$, however, this is not a physical state.
 - [36] S.-Y. Lee and H. Nha, Phys. Rev. A **82**, 053812 (2010).
 - [37] M. Dakna, J. Clausen, L. Knöll and D.-G. Welsch, Phys. Rev. A **59**, 1658 (1999).
 - [38] J. Fiurášek, R. García-Patrón and N. J. Cerf, Phys. Rev. A **72**, 033822 (2005).
 - [39] A. G. Kuhn *et al.*, Appl. Phys. Lett. **99**, 121103 (2011).
 - [40] G. D. Cole *et al.*, Appl. Phys. Lett. **92**, 261108 (2008).
 - [41] A. S. Parkins and H. J. Kimble, J. Opt. B **1**, 496 (1999).
 - [42] K. Hammerer, A. S. Sørensen and E. S. Polzik, Rev. Mod. Phys. **82**, 1041 (2010).

Supplementary Material

1. Determining the Effective Unitary Interaction

Central to our discussion in the main text is the measurement operator Υ_h , which is used to describe the operation to the mechanical resonator via the optomechanical interaction and then single photon detection. $\Upsilon_h = \langle 1, 0 | U_{\text{eff}} | 0, 0 \rangle$, where the ket is the initial state of light at the cavity resonance for the two orthogonal polarizations used, the bra describes a h -polarization photon detection with no v photon detection, and U_{eff} is the effective optomechanical interaction including the manipulations to the optical field made after interaction with the mechanical resonator. In this supplementary we provide a discussion how U_{eff} is obtained.

The time evolutions described in Eq. (2) of the main text are generated by the beam-splitter and two-mode-squeezing effective interaction Hamiltonians. In the former case a accumulates correlation with b and in the latter case a accumulates correlation with b^\dagger . For vacuum on the input of mode a , the expectation of the number operator in the output of mode a for the beam-splitter and two-mode-squeezing interactions are

$$\sin^2 \frac{\theta}{2} \langle b^\dagger b \rangle, \quad \text{and} \quad \sinh^2 r \langle b b^\dagger \rangle,$$

respectively, where $\sin^2(\frac{\theta}{2})$ is the (intensity) reflectivity of the beam-splitter and r is the squeezing parameter. In the optomechanical scheme we have considered, the mean photon number for the beam-splitter and two-mode-squeezing interactions are

$$\langle n_h \rangle = (1 - e^{-2G_h\tau}) \langle b_0^\dagger b_0 \rangle, \quad \text{and} \quad \langle n_v \rangle = (e^{2G_v\tau} - 1) \langle b_0 b_0^\dagger \rangle,$$

respectively. For small $\frac{\theta}{2}$, r , and $G\tau$ we then have

$$\frac{\theta}{2} = \sqrt{2G_h\tau}, \quad \text{and} \quad r = \sqrt{2G_v\tau},$$

for the effective optomechanical beam-splitter and two-mode-squeezing parameters, respectively. It is noted here that computing the mean number output in mode b can also be performed to yield these parameters. As both the beam-splitter and two-mode-squeezing processes are driven simultaneously, we expect that the effective optomechanical unitary take the form $U_{\text{eff}} = \exp[-\frac{i}{\hbar}(H_{BS} + H_{SQ})\tau]$, where $H_{BS} \propto a^\dagger b + ab^\dagger$ and $H_{SQ} \propto ab + a^\dagger b^\dagger$ are the beam-splitter and two-mode-squeezer Hamiltonians respectively. To first order in the beam-splitter and squeezing parameters the effective unitary describing the cavity optomechanical interaction is

$$U_{\text{eff}} = 1 + (\frac{\theta}{2} a_h^\dagger b e^{-i\phi} - r a_v^\dagger b^\dagger e^{i\varphi} - \text{H.c.}).$$

Finally, to obtain the effective unitary used for the measurement operator, the polarization manipulations to the optical fields, as discussed in the main text, must be performed.

2. Arbitrary Quantum State Transformation

In the main text we introduced a scheme for *arbitrary quantum state transformation* that generates a target state from a known input state. Here we further discuss our protocol and provide a specific quantum state transformation example.

The protocol works as follows. For a known initial state

$$|\psi\rangle = \sum_{n=0}^N \psi_n |n\rangle,$$

which has no excitation beyond N quanta (or has been approximated by truncation at this level), any target state

$$|\phi\rangle = \sum_{n=0}^N \phi_n |n\rangle,$$

can be generated by applying a controllably weighted superposition of identity and subtraction N times, i.e.

$$\Phi = \prod_{j=1}^N (\mu_j + \nu_j b) / \sqrt{2} = \sum_{i=0}^N C_i b^i.$$

Applying this operation to the initial state we have

$$\Phi |\psi\rangle = \sum_{i=0}^N \sum_{k=0}^N C_i \psi_k \sqrt{\frac{k!}{(k-i)!}} |k-i\rangle,$$

where we have used $b|n\rangle = \sqrt{n}|n-1\rangle$. At this point we would like to note that our scheme cannot be used to transform a coherent state as quanta subtraction leaves this state unchanged.

The operation Φ is a non-unitary process and the unnormalized matrix elements of the state after application of Φ are

$$\langle n | \Phi | \psi \rangle = \sum_{i=0}^{N-n} C_i \psi_{i+n} \sqrt{\frac{(i+n)!}{n!}}. \quad (5)$$

The target state $|\phi\rangle$ is reached when $\langle n | \Phi | \psi \rangle = \phi_n$. Provided that $\psi_N \neq 0$ a set of coefficients C_i fulfilling $\langle n | \Phi | \psi \rangle = \phi_n$ can be determined via matrix inversion.

We now provide a specific example of a quantum state transformation. Starting with an initial state $|\psi\rangle = |4\rangle$ we wish to reach the target state $|\phi\rangle = (|1\rangle + |4\rangle)/\sqrt{2}$. This target state can be reached with three applications of identity and subtraction. Solving (5) we find that $C_0 = \sqrt{24}C_3$ and $C_1 = C_2 = 0$. As identity has been used with each application we set $\mu = 1$ and obtain

$$\begin{aligned} \nu_1 + \nu_2 + \nu_3 &= 0, \\ \nu_1\nu_2 + \nu_1\nu_3 + \nu_2\nu_3 &= 0, \\ \nu_1\nu_2\nu_3\sqrt{24} &= 1. \end{aligned}$$

These equations can be readily solved exactly to provide the relative amplitudes between identity and subtraction to produce the target state. Numerical approxi-

mations to the solutions and the intermediate states during the quantum state transformation process are shown in Fig. 3.

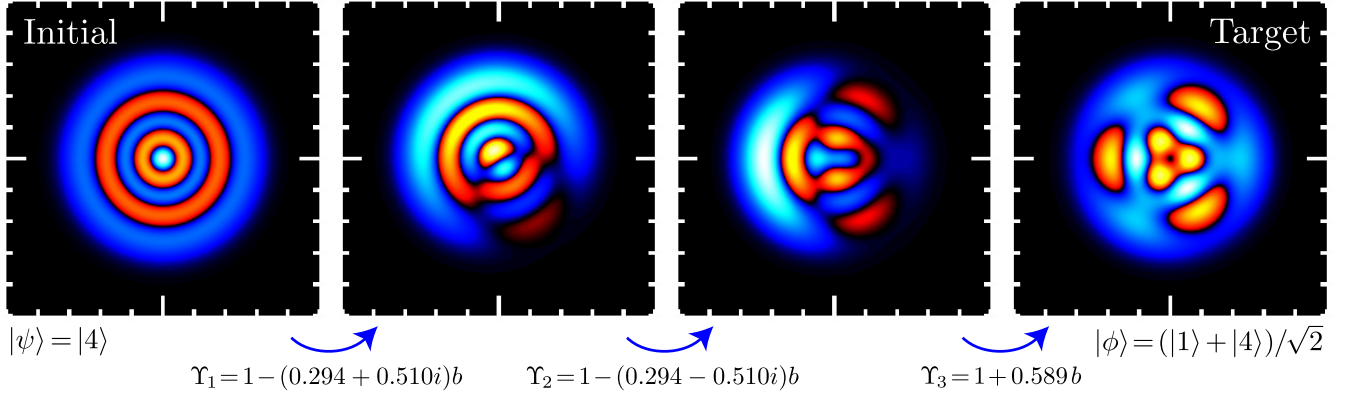


FIG. 3: An example quantum state transformation. Shown are Wigner functions (blue-cyan: positive, red-yellow: negative, larger ticks mark the origin and they increment by unity) of an initial Fock state (left) to a target state (right). The target state is reached by a sequence of three operations of a controllably weighted superposition of identity and subtraction. The relative amplitude between identity and subtraction for each step is shown.