

A New Approach to Count Pattern Motifs Using Combinatorial Techniques *

Luis A. A. Meira Vinicius R. Máximo Álvaro L. Fazenda
Arlindo F. da Conceição

December 2, 2024

Instituto de Ciência e Tecnologia Universidade Federal de São Paulo, Brazil
<http://www.sjc.unifesp.br>

Abstract

We proposed two new exact algorithms to detect network motifs of size 3 and 4. Considering that motifs need to count the isomorphic patterns in the original graph $G(V, E)$ and in a set of randomized graphs, the following complexities concern about count isomorphic patterns in a single graph. Let $m = |E|$ and let $a(G)$ be the arboricity of G . Assume $|E| \geq |V|$. We describe a $O(a(G)m)$ time complexity algorithm to count isomorphic patterns of size 3. The complexity is a $O(m\sqrt{m})$ in the worst graph. The second algorithm is a $O(m^2)$ complexity algorithm to count isomorphic patterns of size 4. The final result was expressive faster when compared with other implemented algorithms.

1 Introduction

The problem of find Network Motifs have received attention mainly after the seminal paper from Milo et al. [12] in 2002. They proposed motifs to uncover the structural design of complex networks.

Network Motifs, or simply motifs, correspond to small patterns that recurrently appears in a complex network. They can be considered as the basic building blocks of complex networks and their understanding may be of interest in several areas, such as Biology and Bioinformatics [8, 9, 11, 15], Communication [1, 20], and Software Engineering [10].

The algorithm to search for network motifs is an up-to-date research area. We have motifs algorithm reviews in 2008 [4], 2009 [16] and 2011 [19].

Motifs algorithm can be divided in two main classes, exact search and sampling. As the name suggest, the first approach exactly count the isomorphic pattern frequency. The second class use statistic to estimate the frequency value. We have several exact search based algorithms as MAVisto [17], NeMoFinder [2], Kavosh [6] and Grochow and Kellis [5]. Sampling based algorithms examples are MFinder [7, 13], FANMOD [18] and MODA [14].

The existing algorithms for finding network motifs are generally extremely costly in CPU time and memory consumption and have practically restrictions

*This research was partially supported by CNPq.

on the size of motifs [6]. According to Ciriello and Guerra [4], motifs algorithms typically consists of three steps: (i) find subgraphs of k vertices in the original graph and in a set of randomized graphs; (ii) group them into isomorphic classes; and (iii) determine the statistical significance of the isomorphic subgraphs by comparing their frequencies to those of an ensemble of random graphs.

This work presents an exact algorithm with a new approach to obtain patterns frequency in a directed graph. The algorithm uses combinatorial techniques to improve computational complexity. We focus in motifs of size 3 and 4. The proposed algorithm count isomorphic patterns by an exhaustive and exact enumeration. The algorithm uses an *hard coded* id instead of check isomorphism.

We evaluate our algorithm on the biological networks: the transcription networks of bacteria *E. coli* and the yeast *S. cerevisiae*, and randomized networks with up to 5000 vertex and 30000 edges. The results shows a significant improvement in performance for motifs searching with 3 and 4 vertex.

This paper are organized according to the following manner: the next section depicts the problem definition and notation used; the third section introduces the new approach starting by the simple case of counting isomorphic patterns of size 3; fourth section shows the method applied to counting isomorphic patterns of size 4. In the section 5 the computational results are showed emphasizing the performance obtained compared to others well known algorithms and tools available. The last section presents the conclusion.

2 Definitions

Let $G(V, E)$ be a directed graph with $n = |V|$ and $m = |E|$. If $(u, v) \in E$ and $(v, u) \in E$, we say it is a bidirected edge. In other case, if only $(u, v) \in E$, we say it is a directed edge. Given a vertex $v \in V$, we partitioned the neighbors of v in three disjoint sets: $\delta^*(v)$, $\delta^+(v)$ and $\delta^-(v)$, as follows:

$$u \in \begin{cases} \delta^*(v), & \text{if } (u, v) \in E \text{ and } (v, u) \in E \\ \delta^+(v), & \text{if } (v, u) \in E \text{ and } (u, v) \notin E \\ \delta^-(v), & \text{if } (u, v) \in E \text{ and } (v, u) \notin E \end{cases}$$

It means that $\delta^*(v)$ are the vertices with a bidirected edges to v . The vertices with only edges directed to v are in $\delta^-(v)$ and the vertices with edges directed from v are in $\delta^+(v)$.

Sometimes we consider an undirected version of $G(V, E)$. We name $G^*(V, E^*)$ the undirected graph where $\{u, v\} \in E^*$ if and only if $(u, v) \in E$ or $(v, u) \in E$, or both. So, we replace directed or bidirected edges of G by a single undirected edge in G^* .

We define $\delta(v)$ as the neighbors of v . Thus, $u \in \delta(v)$ if and only if $\{u, v\} \in E^*$. Note that $\delta(v) = \delta^*(v) \cup \delta^+(v) \cup \delta^-(v)$.

Lets define the size $|\delta^*(v)|$ as $d^*(v)$. We consider analogous definitions to $|\delta^+(v)|$, to $|\delta^-(v)|$ and to $|\delta(v)|$ as $d^+(v)$, and $d^-(v)$ and $d(v)$, respectively.

Given two disjoint sets $A \subseteq V$ and $B \subseteq V$, we define $\delta^*(A, B)$ the set of bidirected edges between the sets A and B and $\delta^+(A, B)$ the directed edges from A to B . We also define $\delta(A, A)$ as the bidirected edges (u, v) with $u \in A$ and $v \in A$ and $\delta^+(A, A)$ as directed edges with $u \in A$ and $v \in A$.

We define $d^*(A, B)$ the number of elements of $\delta^*(A, B)$. Similarly, we define as $d^+(A, B) = |\delta^+(A, B)|$ and $d^-(A, B) = |\delta^-(A, B)|$.

$\mathcal{A}^v = \delta^*(v)$	$\mathcal{B}^v = \delta^+(v)$	$\mathcal{C}^v = \delta^-(v)$
$n_a^v = d^*(v)$	$n_b^v = d^+(v)$	$n_c^v = d^-(v)$
$m_{ab}^v = d^+(\mathcal{A}^v, \mathcal{B}^v)$	$m_{ac}^v = d^+(\mathcal{A}^v, \mathcal{C}^v)$	$m_{bc}^v = d^+(\mathcal{B}^v, \mathcal{C}^v)$
$m_{ba}^v = d^+(\mathcal{B}^v, \mathcal{A}^v)$	$m_{ca}^v = d^+(\mathcal{C}^v, \mathcal{A}^v)$	$m_{cb}^v = d^+(\mathcal{C}^v, \mathcal{B}^v)$
$m_{aa}^v = d^+(\mathcal{A}^v, \mathcal{A}^v)$	$m_{bb}^v = d^+(\mathcal{B}^v, \mathcal{B}^v)$	$m_{cc}^v = d^+(\mathcal{C}^v, \mathcal{C}^v)$
$m_{ab}^{lv} = m_{ba}^{lv} = d^*(\mathcal{A}^v, \mathcal{B}^v)$	$m_{ac}^{lv} = d^*(\mathcal{A}^v, \mathcal{C}^v)$	$m_{bc}^{lv} = m_{cb}^{lv} = d^*(\mathcal{B}^v, \mathcal{C}^v)$
$m_{aa}^{lv} = d^*(\mathcal{A}^v, \mathcal{A}^v)$	$m_{bb}^{lv} = d^*(\mathcal{B}^v, \mathcal{B}^v)$	$m_{cc}^{lv} = d^*(\mathcal{C}^v, \mathcal{C}^v)$

Table 1: Variables to vertex v .

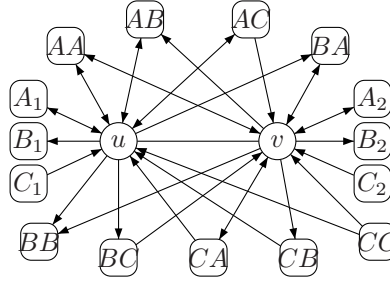


Figure 1: Fifteen sets associated to an edge $e = (u, v)$.

To simplify the usage of notation, we define a set of auxiliary variables in Table 1 related to a vertex v .

The symbol $\mathcal{A}^v = \delta^*(v)$ represents the set of bidirected neighbors of v , $\mathcal{B}^v = \delta^+(v)$ is the set of directed neighbors from v , and $\mathcal{C}^v = \delta^-(v)$ is the set of directed neighbors to v . The sets \mathcal{A}^v , \mathcal{B}^v and \mathcal{C}^v define a partition of vertices in v adjacency. If the vertex v is clear, the superscript v can be removed.

The number of bidirected neighbors of v is given by n_a^v . The number of directed edges from \mathcal{A}^v to \mathcal{B}^v is m_{ab}^v . The notation m' is used to represent the number of bidirected edges, for example, m_{ab}^{lv} is the number of bidirected edges between \mathcal{A} and \mathcal{B} and m_{aa}^{lv} is the number of bidirected edges inside \mathcal{A}^v .

Consider an edge $e = (u, v)$. We define 15 sets associated to it. $\mathcal{T}^e = \{A_1^e, B_1^e, C_1^e, A_2^e, B_2^e, C_2^e, AA^e, AB^e, AC^e, BA^e, BB^e, BC^e, CA^e, CB^e, CC^e\}$ defined as follow (See Figure 1): Set $AA^e \leftarrow \mathcal{A}^u \cap \mathcal{A}^v$, set $AB^e \leftarrow \mathcal{A}^u \cap \mathcal{B}^v$, $AC^e \leftarrow \mathcal{A}^u \cap \mathcal{C}^v$, set $BA^e \leftarrow \mathcal{B}^u \cap \mathcal{A}^v$, set $BB^e \leftarrow \mathcal{B}^u \cap \mathcal{B}^v$, set $BC^e \leftarrow \mathcal{B}^u \cap \mathcal{C}^v$, set $CA^e \leftarrow \mathcal{C}^u \cap \mathcal{A}^v$, set $CB^e \leftarrow \mathcal{C}^u \cap \mathcal{B}^v$ and $CC^e \leftarrow \mathcal{C}^u \cap \mathcal{C}^v$.

We also have sets $A_1^e \leftarrow \mathcal{A}^u \setminus \delta(v)$, $B_1^e \leftarrow \mathcal{B}^u \setminus \delta(v)$ and $C_1^e \leftarrow \mathcal{C}^u \setminus \delta(v)$. Finally, we have $A_2^e \leftarrow \mathcal{A}^v \setminus \delta(u)$, $B_2^e \leftarrow \mathcal{B}^v \setminus \delta(u)$ and $C_2^e \leftarrow \mathcal{C}^v \setminus \delta(u)$.

The sets in \mathcal{T}^e make a partition of e adjacency. For instance, a vertex in $x \in B_1^e$ belongs to an outside edge from u , a vertex $y \in C_2^e$ belongs to an inside edge to v . A vertex in $z \in AB^e$ belong to a bidirected edge to u and an outside edge from v .

Given a set $X^e \in \mathcal{T}^e$, we define n_x^e as $|X^e|$. Given two sets $X^e, Y^e \in \mathcal{T}$,

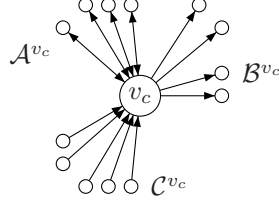


Figure 2: Star graph and its sets.

we define m_{xy}^e as the number of directed edges from X^e to Y^e and $m_{xy}'^e$ as the number of bidirected edges between X^e and Y^e . In other words, for all $X^e, Y^e \in \mathcal{T}^e$, $m_{xy}^e \leftarrow d^+(X^e, Y^e)$ and $m_{xy}'^e \leftarrow d^*(X^e, Y^e)$. Thus, m_{aaaa}^e is the number of directed edges in $d^+(AA^e, AA^e)$ and $m_{a1b2}'^v$ is the number of bidirected edges between A_1^e and B_2^e .

3 Counting isomorphic patterns of size 3

Lets start by a simple case. Consider a star graph $G^S(V^S, E^S)$ with center v_c and neighbors \mathcal{A}^{v_c} , \mathcal{B}^{v_c} and \mathcal{C}^{v_c} . As a star graph, there are no other vertices or edges in the graph. This simple graph is shown at Figure 2.

A naive algorithm algorithm will compute all vertices in $\delta(v_c)$ combined two by two. We argue that it is possible to compute the isomorphic patterns in $O(1)$ in G^S with precomputed Table 1 variables.

The Table 2 contains all pattern occurrences in the star graph G^S . The interested reader can achieve, for instance, that there are exactly $n_a^{v_c} n_b^{v_c}$ occurrences of pattern $o \leftrightarrow o \rightarrow o$. Table 2 brings a insight about the algorithm, that is possible to count isomorphic patterns without list all of them.

Pattern	Number of Ocorrences
$o \leftrightarrow o \rightarrow o$	$n_a^{v_c} n_b^{v_c}$
$o \leftrightarrow o \leftarrow o$	$n_a^{v_c} n_c^{v_c}$
$o \rightarrow o \rightarrow o$	$n_b^{v_c} n_c^{v_c}$
$o \leftrightarrow o \leftrightarrow o$	$\binom{n_a^{v_c}}{2}$
$o \leftarrow o \rightarrow o$	$\binom{n_b^{v_c}}{2}$
$o \rightarrow o \leftarrow o$	$\binom{n_c^{v_c}}{2}$

Table 2: Isomorphic patterns in G^S .

Suppose a new (u, v) directed edge is added to G^S , where u and v are in $\delta(v_c)$. The new graph is $G^{S'}(V^{S'}, E^{S'})$ with $V^{S'} = V^S$ and $E^{S'} = E^S \cup (u, v)$. In this momment we are only interested in subgraph patterns that contains the vertex v_c . The procedure will be repeated to all vertices in a general graph $G(V, E)$.

The number of pattern $o \rightarrow o \rightarrow o$ in G^S is $n_b^{v_c} n_c^{v_c}$. If the new directed edge (u, v) has $u \in \mathcal{C}^{v_c}$ and $v \in \mathcal{B}^{v_c}$, we remove one pattern $o \rightarrow o \rightarrow o$ and added the cyclic pattern of Table 3, line with positive m_{cb} . If $u \in \mathcal{A}$ and $v \in \mathcal{A}$ we remove one pattern $o \leftrightarrow o \leftrightarrow o$ and added one pattern of Table 3, line with positive m_{aa} . For each edge added in $\delta(v_c)$, one pattern containing v_c is removed and another pattern containing v_c is added. Other patterns can be created with only neighbors of v_c , but we are not considering them in this moment.

There are a straightforward generalization for an arbitrary number of added edges. Suppose k directed edges are added from \mathcal{C}^{v_c} to \mathcal{B}^{v_c} . The number of $o \rightarrow o \rightarrow o$ decrease k units and there are exactly k occurrences of pattern Table 3, line with positive m_{cb} .

Given graph $G(V, E)$ and any vertex $v \in V$, It is possible to count the patterns occurrences containing v and two neighbors. Table 3 has this patterns occurrences. See variables in Table 1.








Pattern	Ocurrences
$o \leftrightarrow o \rightarrow o$	$n_a^v n_b^v - m_{ab}^v - m_{ba}^v - m_{ab}^{lv}$
$o \leftrightarrow o \leftarrow o$	$n_a^v n_c^v - m_{ac}^v - m_{ca}^v - m_{va}^{lc}$
$o \rightarrow o \rightarrow o$	$n_b^v n_c^v - m_{bc}^v - m_{cb}^v - m_{bc}^{lv}$
$o \leftrightarrow o \leftrightarrow o$	$\binom{n_a}{2} - m_{aa}^v - m_{aa}^{lv}$
$o \leftarrow o \rightarrow o$	$\binom{n_b}{2} - m_{bb}^v - m_{bb}^{lv}$
$o \rightarrow o \leftarrow o$	$\binom{n_c}{2} - m_{cc}^v - m_{cc}^{lv}$
	m_{aa}^{lv}
	m_{bc}^v
	$m_{ab}^v + m_{cc}^{lv}$
	$m_{ba}^v + m_{ac}^v + m_{cb}^{lv}$
	$m_{ab}^{lv} + m_{ac}^{lv} + m_{aa}^v$
	$m_{ca}^v + m_{bb}^{lv}$
	$m_{cb}^v + m_{bb}^v + m_{cc}^v$

Table 3: Isomorphic patterns occurrences for a vertex v and two neighbors.

If the variables of Table 1 were preprocessed, it is possible to calculate all isomorphic patterns of size 3 containing a vertex $v \in V$ and two others neighbors of v in $O(1)$. The pattern containing v , a neighbor of v , and a no neighbor of v will be ignored. Fortunately, this pattern will be computed by its center vertex in other moment.

Now, suppose that we sum the Table 3 patterns to all vertex v in V . If we remove direction from the 13 isomorphic patterns, there would be only two connected patterns, the graph P_3 (path graph containing three vertices) and

C_3 (cycle containing three vertices). The patterns related to P_3 will be correctly calculated, since it is processed once, by the center vertex. Patterns related to C_3 will be calculated three times each; so, a simple correction must be applied. The final counter of C_3 related isomorphic patterns must be divided by three to provide the correct value.

The following algorithm counts subgraph patterns of size 3:

COUNT 3 SIZED PATTERNS ALGORITHM

Input Directed graph $G(V, E)$

Output Histogram to 13 isomorphic patterns to motifs of size 3

1. Create an histogram to count isomorphic patterns
2. Calculate the variables of Table 1 to all vertices.
3. For each v in V
 - (a) Calculate the occurrences patterns of v with neighbors using Table 3.
 - (b) For each pattern, add its occurrences to histogram.
4. If the undirected version of the pattern is the cycle graph C_3
 - (a) Divide the occurrences by 3
5. return the histogram.

The next section show how to compute Line 2, the variables of Table 1. As all other operations in COUNT 3 SIZED PATTERNS ALGORITHM are $O(m)$, the final complexity is dominated by Line 2 and is described below.

3.1 Preprocessing the Table 1

Given a directed graph $G(V, E)$, it is possible to compute Table 1 sets and variables in $O(a(G)m)$ where $a(G)$ is the arboricity. It is known that $a(G) = O(\sqrt{E})$ (See [3]), so the complexity is $O(m\sqrt{m})$ to the worst graph.

First, for each vertex $v \in V$, create three sets $\mathcal{A}^v, \mathcal{B}^v$, and \mathcal{C}^v . For each bidirected $(u, v) \in E$, in arbitrary order, add u to \mathcal{A}^v and v to \mathcal{A}^u . For each directed edge $(u, v) \in E$, add u to \mathcal{C}^v and v to \mathcal{B}^u .

The variables n_a^v, n_b^v and n_c^v can be calculated without additional cost by the procedure that create the sets $\mathcal{A}^v, \mathcal{B}^v$ and \mathcal{C}^v .

The algorithm to creating variables $\{m_{aa}^v, \dots, m_{cc}^v\}$ for all vertex $v \in V$ is described below:

CREATE $\{m_{aa}^v, \dots, m_{cc}^v\}$ VARIABLES

Input Directed graph $G(V, E)$.

Output Variables $\{m_{aa}^v, \dots, m_{cc}^v\}$.

1. For each $v \in V$
 - (a) All variables in $\{m_{aa}^v, \dots, m_{cc}^v\}$ starts with zero.

- (b) For each $x \in \delta(v)$
 i. For each $y \in \delta(x) \cap \delta(v)$

If vertices	Var to increment if $(x, y) \in E$ is undirect	Var to increment If $(x, y) \in E$ is direct
$x \in \mathcal{A}^v$ and $y \in \mathcal{A}^v$	m_{aa}^{lv}	m_{aa}^v
$x \in \mathcal{A}^v$ and $y \in \mathcal{B}^v$	m_{ab}^{lv} and m_{ba}^{lv}	m_{ab}^v
$x \in \mathcal{A}^v$ and $y \in \mathcal{C}^v$	m_{ac}^{lv} and m_{ca}^{lv}	m_{ac}^v
$x \in \mathcal{B}^v$ and $y \in \mathcal{A}^v$	m_{ba}^{lv} and m_{ab}^{lv}	m_{ba}^v
$x \in \mathcal{B}^v$ and $y \in \mathcal{B}^v$	m_{bb}^{lv}	m_{bb}^v
$x \in \mathcal{B}^v$ and $y \in \mathcal{C}^v$	m_{bc}^{lv} and m_{cb}^{lv}	m_{bc}^v
$x \in \mathcal{C}^v$ and $y \in \mathcal{A}^v$	m_{ca}^{lv} and m_{ac}^{lv}	m_{ca}^v
$x \in \mathcal{C}^v$ and $y \in \mathcal{B}^v$	m_{cb}^{lv} and m_{bc}^{lv}	m_{cb}^v
$x \in \mathcal{C}^v$ and $y \in \mathcal{C}^v$	m_{cc}^{lv}	m_{cc}^v

- (c) As variables associated to undirected edges are considered twice, So
 divided each $\{m_{aa}^{lv}, \dots, m_{cc}^{lv}\}$ by two.

You can find bellow the algorithm to calculate $\delta(u) \cap \delta(v)$ in $O(\min\{d(u), d(v)\})$:

INTERSECTION

Input Directed graph $G(V, E)$ and u and v in V .

Output $\delta(v) \cap \delta(v)$

1. $X \leftarrow \emptyset$
2. Assume, without loss of generality, that $d(u) < d(v)$
3. For each $x \in \delta(u)$
 - (a) If $(x, v) \in E$ or $(v, x) \in E$
 $X \leftarrow X \cup \{x\}$
4. return X

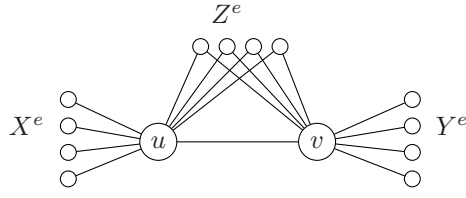
The complexity of the CREATE $\{m_{aa}^v, \dots, m_{cc}^v\}$ VARIABLES is described by the following sum:

$$\sum_{v \in V} \sum_{x \in \delta(v)} \min\{d(v), d(x)\} = 2 \sum_{e \in E} \min\{d(v), d(x)\}.$$

This sum appears in Chiba and Nishizek work [3] in the context of list all triangles in a Graph. They shown that $\sum_{v \in V} \sum_{x \in \delta(v)} \min\{d(v), d(x)\} = O(a(G)m)$, where $a(G)$ is the arboricity of G . They also show that $a(G)$ is $O(\sqrt{m})$.

We observe that CREATE $\{m_{aa}^v, \dots, m_{cc}^v\}$ VARIABLES algorithm is, in essence, process all triangles in $G(V, E)$. Each increment in m_{ab}^v is a operation in a triangle containing v and two connected neighbors.

At this point, we can conclude that COUNT 3 SIZED PATTERNS algorithm has $O(a(G)m)$ time complexity. The memory used in the algorithm is also linear with respected to the memory to represent $G(V, E)$.



Pattern	Ocurrences
P_4	$n_x n_y$
$x \leftrightarrow C_3$	$(n_x + n_y) n_z$
S_3	$\binom{n_x}{2} + \binom{n_y}{2}$
$K_4 - \{e\}$	$\binom{n_z}{2}$

Figure 3: Sets associated to $e = \{u, v\}$ and e -patterns in the graph at left.

4 Counting isomorphic patterns of size 4 - Undirected Version

Lets start with an undirected graph $G^*(V, E^*)$. The directed case involve more details and will be considered in Subsection 4.1. Although the directed case is more complex, the mains concepts are the same found in the undirected case. Even the time complexity is the same to both cases.

We define an e -pattern, as a pattern containing e , for all $e \in E$.

The approach to 4 sized motifs is count all patterns related to an edge $e = \{u, v\}$ and its neighbors. Lets define $Z^e = \delta(u) \cap \delta(v)$ as the vertices adjacent to u and v , $X^e = \delta(u) \setminus Z^e$ the vertices only in u adjacency and $Y^e = \delta(v) \setminus Z^e$ the vertices only in v adjacency. If the edge e is clear, it can be omitted from the superscript. We define n_x^e , n_y^e and n_z^e as the sizes $|X^e|$, $|Y^e|$ and $|Z^e|$ respectively. See Figure 3.

If there are no other vertices and edges in the Figure 3 graph, we will have the e -patterns in Figure 3 right. The C_k is the cycle graph with k vertices, the S_k is the star graph with a center and k leafs, and the K_k is the complete graph of size k . The $K_k - \{e\}$ is the complete K_k graph without an arbitrary edge e . The P_k is the path graph with k vertices

If one edge $\{v_a, v_b\}$ is added into X^e , we need to replace one e -pattern S_3 by one e -pattern $x \leftrightarrow C_3$. The same to Y^e . If one edge is added to Z^e , we need to replace one e -pattern $K_4 - \{e\}$ by one e -pattern K_4 . If we added one edge between X^e and Y^e , we need to remove one e -pattern P_4 and added one e -pattern C_4 . If one edge is added between X^e or Y^e to Z^e , we need to replace one e -pattern $x \leftrightarrow C_3$ and added one e -pattern $K_4 - \{e\}$. Let m_{xy}^e be the number of edges between sets X^e and Y^e . The same to m_{xx}^e , m_{xz}^e , m_{yy}^e , m_{yz}^e and m_{zz}^e . So, the final set of patterns involving $\{u, v\}$ and its neighbors is in Table 4. Similarly to Section 3, the pattern containing $\{u, v\}$, a neighbor of u or v and a no neighbor of u and v is ignored. It is the case of P_4 and a no central edge and pattern $x \leftrightarrow C_3$ and one C_3 edge. Fortunatly, these pattern will be considered later, by others edges.

As a pattern can be considered several times, by different edges, the final histogram need a small correction. If a pattern has a edges such that the edge not ignore the patter, the final histogram result must be dived by a . The following algorithm counts subgraph patterns of size 4.

COUNT 4 SIZED PATTERNS ALGORITHM

Pattern	Ocurrences
P_4	$n_x n_y^e - m_{xy}^e$
$x \leftrightarrow C_3$	$(n_x^e + n_y^e) n_z^e - m_{xy}^e - m_{yz}^e$
S_3	$\binom{n_x^e}{2} + \binom{n_y^e}{2} - m_{xx}^e - m_{yy}^e$
$K_4 - \{e\}$	$\binom{n_z^e}{2} + m_{xx}^e + m_{yy}^e + m_{xz}^e + m_{yz}^e - m_{zz}^e$
C_4	m_{xy}^e
K_4	m_{zz}^e

Table 4: Patterns involving $\{u, v\}$ and its neighbors.

Input Undirected graph $G^*(V, E^*)$

Output Histogram to 6 isomorphic patterns to motifs of size 4

1. Create an histogram to count isomorphic patterns
2. For all $e \in E$
 - (a) Calculate the variables $n_x^e, n_y^e, n_z^e, m_{xx}^e, m_{xy}^e, m_{xz}^e, m_{yy}^e, m_{yz}^e, m_{zz}^e$.
3. For each $e \in E$
 - (a) Calculate the occurrences patterns of e with 2 neighbors using Table 4.
 - (b) For each pattern, add its occurrences to histogram.
4. If the the pattern is:
 - (a) $x \leftrightarrow C_3$ or S_3 : Divide the occurrences by 3
 - (b) C_4 : Divide the occurrences by 4
 - (c) $K_4 - \{e\}$: Divide the occurrences by 5
 - (d) K_4 : Divide the occurrences by 6
5. return the histogram.

The time complexity of COUNT 4 SIZED PATTERNS ALGORITHM is dominated by Line 2, the time to calculated the needed variables. All other steps are $O(m)$.

In what follows, we show a naive algorithm to compute this variables. We are developing an optimized version to present in the future. Even naive, the algorithm has an $O(m^2)$ complexity and is competitive. The variables n_x^e, n_y^e and n_z^e are simple and we omitted their calculus.

CREATE $\{m_{xx}^e, \dots, m_{zz}^e\}$ VARIABLES

Input Undirected graph $G(V, E)$.

Output Variables $\{m_{xx}^e, \dots, m_{zz}^e\}$.

1. For each $e \in E$

- (a) All variables in $\{m_{xx}^e, \dots, m_{zz}^e\}$ starts with zero.
- (b) For each $(x, y) \in E$ (You can cut some unnecessary edges here)

If vertices	Var to increment
$x \in X^e$ and $y \in X^e$	m_{xx}^e
$x \in X^e$ and $y \in Y^e$	m_{xy}^e
$x \in X^e$ and $y \in Z^e$	m_{xz}^e
$x \in Y^e$ and $y \in Y^e$	m_{yy}^e
$x \in Y^e$ and $y \in Z^e$	m_{yz}^e
$x \in Z^e$ and $y \in Z^e$	m_{zz}^e

- (c) Return $\{m_{xx}^e, \dots, m_{zz}^e\}$

4.1 Counting isomorphic patterns of size 4 - Directed Version

There are no new concept to extend the previous result to a directed version. However, we have to deal with a large number of sets and hundreds of variables (See Table 5).

Consider an undirected edge (u, v) and its sets (see Figure 1). The algorithm will count patterns related to (u, v) and two neighbors, say x and y . The patterns containing a no neighbor of (u, v) are ignored. If $x \in A_1$ and $y \in A_1$ we have the S_3 pattern. If $x \in C_1$ and $y \in AA$ we have the $x \rightarrow C_3$. A pattern containing $x \in AA$ and $y \in AA$ is $K_4 - \{e\}$.

For instance, If we pick two vertices on A_1 to create the e -pattern, it will occur $\binom{n_{a1}}{2}$ times. If we pick one vertice from AA^e and other from C_2 , it will have $n_{aa}n_{c2}$ repetitions.

If we have m'_{aaaa} bidirectional edges in $\delta^*(AA, AA)$, it is necessary to remove m'_{aaaa} patterns $K_4 - \{e\}$ and to add m'_{aaaa} patterns K_4 . The same approach must be used for all other edge in (u, v) adjacency.

To finish the algorithm, we need to discover, for each two sets in $X^e, Y^e \in \mathcal{T}^e$ which pattern is generated with vertices $x \in X, y \in Y$ and $(u, v) = e$. The pattern is represented in Table 5.

Table 5 concern about several 15×15 matrixes. For each, given an (i, j) we have an specific pattern. If the top edge is removed, we have P matrix. If the top edges is replaced by a bidirected/left-right/rightlefet, we have $Q_1/Q_2/Q_3$. matrix. If we replaced the bottom edge by a bidirected one, we have the matrixes P', Q'_1, Q'_2 and Q'_3 .

If we consider one vertex in $X^e \in \mathcal{T}^e$ and other in $Y^e \in \mathcal{T}^e$, the pattern $P[X^e][Y^e]$ is generated. Each bidirectional edge between X^e and Y^e decrement the $P[X^e][Y^e]$ counter by one and increment $Q_1[X^e][Y^e]$ by one. Each directed edge from X^e to Y^e decrement the $P[X^e][Y^e]$ by one and increment $Q_2[X^e][Y^e]$ by one. If the edge is from Y^e to X^e , the incremented counting pattern is $Q_3[X^e][Y^e]$.

You can find bellow the algorihtm to count patterns of size 4:

COUNT 4 SIZED PATTERNS ALGORITHM




Table 5: Matrixes P , Q_1 , Q_2 and Q_3 depending of the top edge removed, bidirected, left-right or right left. The same to matrixes P' , Q'_1 , Q'_2 and Q'_3 replacing the bottom edge by a bidirected. Symmetric side omitted

Input Directed graph $G(V, E)$

Output Histogram to 199 isomorphic patterns to motifs of size 4

1. Create an histogram to count isomorphic patterns
2. Calculate the variables n_x for all $X^e \in \mathcal{T}^e$.
3. Calculate the variables m_{xy} and m'_{xy} for all $X^e, Y^e \in \mathcal{T}^e$.
4. For each directed $e \in E$
 - (a) For all $X^e \in \mathcal{T}^e$
 - i. Increment pattern $P[X^e][X^e]$ occurrence by $\binom{n_x}{2} - m_{xx} - m'_{xx}$
 - ii. Increment pattern $Q_1[X^e][X^e]$ occurrence by m'_{xx}
 - iii. Increment pattern $Q_2[X^e][X^e]$ occurrence by m_{xx}
 - (b) For all X^e and Y^e in \mathcal{T}^e , $X^e \neq Y^e$
 - i. Increment pattern $P[X^e][Y^e]$ occurrence by $n_x n_y - m'_{xy} - m_{xy} - m_{yx}$
 - ii. Increment pattern $Q_1[X^e][Y^e]$ occurrence by m'_{xy}
 - iii. Increment pattern $Q_2[X^e][Y^e]$ occurrence by m_{xy}
 - iv. Increment pattern $Q_3[X^e][Y^e]$ occurrence by m_{yx}
5. Do the same for each undirected $e \in E$ using P' , Q'_1 , Q'_2 and Q'_3 .

6. If the the pattern is related to:
 - (a) $x \leftrightarrow C_3$ or S_3 : Divide the occurrences by 3
 - (b) C_4 : Divide the occurrences by 4
 - (c) $K_4 - \{e\}$: Divide the occurrences by 5
 - (d) K_4 : Divide the occurrences by 6
7. return the histogram.

The complexity of the algorithm is dominated by lines 2 and 3, since all other lines are $O(m)$. Line 2 can be computed in $O(a(G)m)$. We argue that an algorithm similar to `CREATE` $\{m_{xx}^e, \dots, m_{zz}^e\}$ `VARIABLES`, in Section 4, can calculate the needed variables in $O(m^2)$. We are developing a new algorithm to process Line 2 efficiently.

5 Conclusion

We present two new algorithms to network motifs based in combinatorial techniques. The algorithms has complexity $O(E\sqrt{E})$ for isomorphic patterns of size 3 and $O(m^2)$ for isomorphic patterns of size 4. Preliminaries computational results show that the proposed algorithms are expressively fast when compared to other known algorithms.

References

- [1] Edward G. Allan, Jr., William H. Turkett, Jr., and Errin W. Fulp. Using network motifs to identify application protocols. In *Proceedings of the 28th IEEE conference on Global telecommunications*, GLOBECOM'09, pages 4266–4272. IEEE Press, 2009.
- [2] Jin Chen, Wynne Hsu, Mong Li Lee, and See-Kiong Ng. Nemofinder: dissecting genome-wide protein-protein interactions with meso-scale network motifs. In *Proceedings of the 12th ACM SIGKDD international conference on Knowledge discovery and data mining*, KDD '06, pages 106–115, New York, NY, USA, 2006. ACM.
- [3] Norishige Chiba and Takao Nishizeki. Arboricity and subgraph listing algorithms. *SIAM J. Comput.*, 14(1):210–223, February 1985.
- [4] G. Ciriello and C. Guerra. A review on models and algorithms for motif discovery in protein–protein interaction networks. *Briefings in functional genomics & proteomics*, 7(2):147–156, 2008.
- [5] Joshua A. Grochow and Manolis Kellis. Network motif discovery using subgraph enumeration and symmetry-breaking. In *Proceedings of the 11th annual international conference on Research in computational molecular biology*, RECOMB'07, pages 92–106, Berlin, Heidelberg, 2007. Springer-Verlag.

- [6] Z. Kashani, H. Ahrabian, E. Elahi, A. Nowzari-Dalini, E. Ansari, S. Asadi, S. Mohammadi, F. Schreiber, and A. Masoudi-Nejad. Kavosh: a new algorithm for finding network motifs. *BMC bioinformatics*, 10(1):318, 2009.
- [7] N. Kashtan, S. Itzkovitz, R. Milo, and U. Alon. Efficient sampling algorithm for estimating subgraph concentrations and detecting network motifs. *Bioinformatics*, 20(11):1746–1758, July 2004.
- [8] Celine Lefebvre, Wei Keat Lim, Katia Basso, Riccardo Dalla Favera, and Andrea Califano. A context-specific network of protein-dna and protein-protein interactions reveals new regulatory motifs in human b cells. In *Proceedings of the joint 2006 satellite conference on Systems biology and computational proteomics*, RECOMB’06, pages 42–56, Berlin, Heidelberg, 2007. Springer-Verlag.
- [9] Tien-ho Lin, Robert F. Murphy, and Ziv Bar-Joseph. Discriminative motif finding for predicting protein subcellular localization. *IEEE/ACM Trans. Comput. Biol. Bioinformatics*, 8:441–451, March 2011.
- [10] Zhang Lin, Qian Guanqun, and Zhang Li. Clustering analysis of motif significance profile in software networks. In *Proceedings of the 10th WSEAS International Conference on Mathematical Methods and Computational Techniques in Electrical Engineering*, pages 145–147, Stevens Point, Wisconsin, USA, 2008. World Scientific and Engineering Academy and Society (WSEAS).
- [11] Michael Lones and Andy Tyrrell. Regulatory motif discovery using a population clustering evolutionary algorithm. *IEEE/ACM Transactions on Computational Biology and Bioinformatics*, 4:403–414, 2007.
- [12] R. Milo, S. Shen-Orr, S. Itzkovitz, N. Kashtan, D. Chklovskii, and U. Alon. "network motifs: Simple building blocks of complex networks. *Science*, 298:824–887, 2002.
- [13] Kashtan N., Itzkovitz S., Milo R., and Alon U. Network motif detection tool mfinder tool guide. Technical report, Department of Molecular Cell Biology and Computer Science and Applied Mathematics, Weizman Institute of Science, Israel, 2005.
- [14] S. Omid, F. Schreiber, and A. Masoudi-Nejad. Moda: An efficient algorithm for network motif discovery in biological networks. *Genes Genet. Syst*, 84:385–395, 2009.
- [15] Nadia Pisanti, Maxime Crochemore, Roberto Grossi, and Marie-France Sagot. Bases of motifs for generating repeated patterns with wild cards. *IEEE/ACM Trans. Comput. Biol. Bioinformatics*, 2:40–50, January 2005.
- [16] Pedro Ribeiro, Fernando Silva, and Marcus Kaiser. Strategies for network motifs discovery. In *Proceedings of the 2009 Fifth IEEE International Conference on e-Science*, E-SCIENCE ’09, pages 80–87, Washington, DC, USA, 2009. IEEE Computer Society.
- [17] F. Schreiber and H. Schwöbbermeyer. Mavisto: a tool for the exploration of network motifs. *Bioinformatics*, 21(17):3572–3574, 2005.

- [18] S. Wernicke and F. Rasche. Fanmod: a tool for fast network motif detection. *Bioinformatics*, 22(9):1152–1153, 2006.
- [19] Elisabeth Wong, Brittany Baur, Saad Quader, and Chun-Hsi Huang. Biological network motif detection: principles and practice. *Brief Bioinform*, 2011.
- [20] Kai-Hsiang Yang, Kun-Yan Chiou, Hahn-Ming Lee, and Jan-Ming Ho. Web appearance disambiguation of personal names based on network motif. In *Proceedings of the 2006 IEEE/WIC/ACM International Conference on Web Intelligence*, WI '06, pages 386–389, Washington, DC, USA, 2006. IEEE Computer Society.