

Stabilization of radiation pressure dominated accretion disks by viscous fluctuations

Agnieszka Janiuk¹ and Ranjeev Misra²

¹ Center for Theoretical Physics, Polish Academy of Sciences, Al. Lotnikow 32/46, 02-668 Warsaw, Poland
e-mail: agnes@cft.edu.pl

² Inter-University Centre for Astronomy and Astrophysics, Pune 41107, India
e-mail: rmisra@iucaa.ernet.in

Received ...; accepted ...

ABSTRACT

Aims. The standard thin accretion disk model has been successfully used to explain the soft X-ray spectra of Galactic black hole systems and perhaps the UV emission of Active Galactic Nuclei. However, radiation pressure dominated disks are known to be viscously unstable and should produce large amplitude oscillations that are typically not observed. Instead, these sources exhibit stochastic variability which may naturally arise due to viscous fluctuations in a turbulent disk. Here we investigate whether these aperiodic viscous fluctuations can stabilize the inner radiation pressure dominated disks and hence maybe the answer to a forty year old problem in accretion disk theory.

Methods. The structure and evolution of a time dependent accretion disk around a black hole is solved numerically. We incorporate fluctuations in the disk by considering stochastic variations in the viscous parameter α on the local viscous time-scale. We study both locally stable disks where the viscous stress scales with the gas pressure and the locally unstable disks where the stress scales as the total pressure. We consider steady state disk parameters pertaining to both stellar and super-massive black holes.

Results. For locally stable disks, the power spectra of the luminosity variations are found to inversely scale with frequency i.e. $P(f) \propto 1/f$ as expected from analytical studies of linear viscous fluctuations. For unstable disks, where the viscous stress scales with the total pressure, the standard oscillatory solutions are seen when the viscous fluctuation amplitude is small. Increasing the fluctuation amplitude decreases the amplitude of these oscillations till for a sufficiently large (near unity) fluctuation amplitude, the oscillatory behavior disappears and the luminosity variation of the disk becomes stochastic. This study may explain why many accreting black holes, despite having accretion rates large enough to develop the radiation pressure instability, do not exhibit large amplitude regular outbursts, or like the micro-quasar GRS 1915+105, produce diminished versions of them only in some particular spectral states.

Key words. X-ray Binaries – Galaxies:active – black holes – accretion disks

1. Introduction

The standard accretion disk model (Shakura & Sunyaev 1973) has been the basic framework by which the accretion process around black holes is understood. The model, which is also referred to as the α -disk model, assumes a thin Keplerian accretion disk where the unknown turbulent viscosity is parametrized such that the viscous torque is proportional to the total pressure i.e. $T_{r\phi} = \alpha P_{\text{tot}}$. The model predicts that for super-massive black holes the peak radiation will be emitted in the ultra-violet and this is often identified with the "Big Blue Bump" in Active Galactic Nuclei (AGN). For stellar mass black holes, the emission peaks in soft X-rays and such a thermal soft emission is indeed observed in Galactic black hole binaries.

Galactic black hole binaries exhibit different spectral states (see e.g., for a review, Done et al. 2007). In the hard/low state the spectra is dominated by an hard X-ray power-law that extends to ~ 100 keV and a weaker soft black body like component. The soft component is generally modeled as a truncated standard accretion disk and the primary hard power-law is believed to arise from a hot inner disk (e.g., Shapiro, Lightman & Eardley 1976). In the soft state, the spectrum is dominated by a thermal emission from the standard accretion disk. For X-ray novae, luminosity changes by several orders of magnitude, yet the inferred inner radius of the standard accretion disk remains constant, as expected from the standard disk theory. In fact, spectral com-

putation based on the standard theory, but incorporating general relativistic effects and detailed radiative transfer have been used successfully used to fit the soft component. Such analysis can constrain the mass and spin of the black holes and opens up the possibility of testing General Relativity in the strong field limit. Thus, while there may be some ambiguity regarding the origin of the hard X-ray emission from black hole binaries, there is near consensus that the soft component is due to a standard accretion disk, which allows for a detailed and unprecedented understanding of these sources.

There has been a long standing concern regarding the standard accretion disk model, that the disk is both thermally and viscously unstable when radiation pressure is dominant (Lightman & Eardley 1974). This occurs in the inner regions of the disk around a ten solar mass black hole, when its luminosity exceeds $\geq 3 \times 10^{37}$ ergs/s. X-ray binaries can typically exceed this luminosity which is substantially smaller than the Eddington limit of $\sim 10^{39}$ ergs/s. For AGNs, harboring $10^7 M_{\odot}$ black holes, the disk should be unstable for luminosities exceeding $\geq 5 \times 10^{43}$ ergs/s significantly less than the Eddington limit of $\sim 10^{45}$ ergs/s. Thus, for typical black hole binaries and AGNs, the standard accretion disk is unstable and not hence not applicable.

The extension of the radiation pressure dominated part of the disk depends on the accretion rate, the black hole mass and the viscosity. The parameter regions of the radiation pressure

dominated disks in Galactic black holes and AGN were shown recently in Janiuk & Czerny (2011); the approximate fitting formula for this dependence is:

$$\log \frac{R_{\text{out}}}{R_S} = \log \dot{m} + 2.5 + 0.1 \log \frac{\alpha}{0.01} \quad (1)$$

for a Galactic black hole of $10 M_\odot$ at accretion rates above $\log \dot{m}_{\text{crit}} = -1.5$ where $\dot{m} = \dot{M}/\dot{M}_{\text{Edd}}$ and $R_S = 2GM/c^2$. For a supermassive black hole of $10^8 M_\odot$ at accretion rates above $\log \dot{m}_{\text{crit}} = -2.5$, the radial range is:

$$\log \frac{R_{\text{out}}}{R_S} = 0.5 \log \dot{m} + 2.7 + 0.1 \log \frac{\alpha}{0.01} \quad (2)$$

Initially it was postulated that the unstable inner regions of the standard disk may get converted into a hot two temperature region (Shapiro, Lightman & Eardley 1976). The hot inner disk could then be the source of the hard X-ray emission and is a consistent model for Galactic black holes in the hard state. However, in the soft state, where the luminosity could be even higher than the hard one, there is a soft thermal-like emission indicating that the standard disk somehow survives the instability caused by the radiation pressure instability. Moreover, time-dependent numerical evolution of the unstable disk, shows that instead of the disk getting transformed to a hot one, it undergoes cyclic behavior, which result in large amplitude oscillations in luminosity. These large variations in luminosity have not been observed.

Attempts have been made to stabilize the disk, or at least reduce the destabilizing effect, by accounting for the fraction of power that maybe transferred to an overlying corona or jet. This indeed increases the critical accretion rate, above which the instability occurs by a factor of few, nevertheless the instability persists and the model predicts large amplitude oscillations at high luminosities. Further, assuming that there is a vertical height dependence on the energy dissipated in the disk, where a significant fraction of the energy is dissipated near the photosphere and not the mid-plane, also does not completely stabilize the disk. Finally, one can bring to question, the form of the viscous stress chosen in the standard model, where the stress is taken to be proportional to the total pressure, $T_{r\phi} = \alpha P_{\text{tot}}$. Indeed, if the viscous stress scales with only the gas pressure $T_{r\phi} = \alpha P_{\text{gas}}$, the disk would be unconditionally stable. However, it is not clear why such an ad hoc prescription would be a physical one. If the turbulence length scales with the height of the disk, but the eddy speed scales with the gas sound speed, $c_s = \sqrt{\gamma P_{\text{gas}}/\rho}$ (instead of the total sound speed $c_s = \sqrt{\gamma P_{\text{tot}}/\rho}$), the viscous stress would be $\propto \sqrt{P_{\text{gas}} P_{\text{tot}}}$. However, even for such a prescription the disk is not stable, but undergoes luminosity oscillations with diminished amplitude. A combination of such a viscous prescription and assuming that a fraction of the power is transferred to a corona, may explain the variability of the micro-quasar GRS 1915+105, in certain spectral states (Janiuk & Czerny 2011). GRS 1915+105 is not typical and the apparent stability of other bright X-ray binaries and even for GRS 1915+105 in its stable states, remains a puzzle (see e.g, Neilsen et al. 2011).

Instead of showing large amplitude oscillatory behavior, black hole binaries and AGNs exhibit stochastic variability with a high frequency cutoff (Nowak et al. 1999). In the hard state of the X-ray sources, the photons from the disk are being up-scattered due to the Comptonization in the hot plasma. The dispersion of the scattering times may lead to the attenuation of the observed variability amplitude. Also, the dependence of the power density spectrum (PDS) with energy may be due to direct

fluctuations in the Comptonizing medium (Nowak et al. 1999). In the soft state, the observed radiation is mainly from the accretion disk, whose dynamical variability may be coupled to the emission processes in a non-linear way. Also, the effect of reflection of the hard X-rays from the disk surface may lead to a feedback effect and influence the variability amplitude (Uttley & McHardy 2005). For some sources, gravitational light bending may also be affecting the variability of the source (NGC-6-30-15; see Miniutti & Fabian 2004). In any case, the amplitude of the observed variability in both Galactic black holes and AGN is of the order of 30%.

One of the models for the physical origin of the disk variability is stochastically driven damped harmonic oscillations at the local epicyclic frequency (Misra & Zdziarski 2008).

Alternatively or additionally, the variability may be due to variations in the local viscous stress, which induces local accretion rate fluctuations, which in turn induces and adds to variability downstream at smaller radii (Lyubarskii 1997). The model predicts a $1/f$ like variability for the inner disk accretion rate and a cutoff at the frequency corresponding to the viscous time-scale of the inner region. Indeed, the observed power spectra of black hole binaries and AGNs can be explained in terms of this viscous fluctuation models (e.g., Churazov et al. 2001; Uttley et al. 2005; Titarchuk et al. 2007, Ingram & Done 2011). More interestingly, since in this model, the disturbance travels from the outer to the inner regions and if higher energy photons are preferentially produced in the inner regions, there would be time-lag between the high and low energy photons. The cylindrical geometry would make this time-lag inversely proportional to frequency (Misra 2000). The observed time-lags in black hole binaries and AGNs has this frequency dependence (Nowak et al. 1999) which gives strong credibility to the viscous fluctuation model, which otherwise would be difficult to explain. Theoretically too, one expects that a turbulent viscous stress, perhaps arising from the magneto-hydrodynamic rotational instability, should show high amplitude variability as indicated by numerical simulations. Magneto-Hydrodynamic simulations of radiation pressure dominated accretion disks use however the shearing box geometry, and hence they do not provide information about the nature of the viscous instability (Hirose et al. 2009).

It is interesting to study what effect the viscous stress fluctuations will have on the overall stability of radiation pressure dominated disks. If the viscous fluctuation amplitude is small, a linear analysis would naturally show that the unstable mode and viscous fluctuations would be uncoupled and the variability will simply be their sum. In other words, in the linear regime, the perturbations would grow due to the unstable mode and would not be affected by the viscous fluctuations. However, when the viscous fluctuation amplitudes are large, there may be non-trivial and non-linear coupling between the two, perhaps leading to interesting results. This may especially be true when the systems evolves due to the instability and the viscous time-scale on which the fluctuations occur changes in the disk. Thus, for a proper understanding of these effects, we undertake here a numerical computation to simulate the time-dependent behavior of a standard accretion disk with viscous fluctuations.

The article is organized as follows. In Section 2. we describe our model for the viscosity fluctuations, giving also the references to a series of previous work where our radiation pressure instability numerical model was presented and developed. In Section 3., we present the results, showing first (Sec. 3.1.) the case of stable accretion disk models with viscosity fluctuations, and second (Sec. 3.2) the case of unstable models with fluctuations. In Section 4, we discuss the results and their implications.

2. The Numerical Scheme

We use the 1(+1)-D hydrodynamical code, developed and described first by Janiuk et al. (2002) for the time-dependent evolution of an accretion disk. Depending on the mean accretion rate, the disk may become unstable due to the radiation pressure domination. The code has been generalized to incorporate two phase flows taking into account mass exchange between the disk and an overlying corona (Janiuk & Czerny 2005) and the possibility of a fraction of the power being transmitted to the a jet/outflow (e.g. Kunert-Bajraszewska et al. 2010) As in the standard model, the code assumes that the flow is Keplerian but allows for the possibility of energy advection to smaller radii.

We adopt here the kinematic viscosity of Shakura & Sunyaev (1973), as less or equal to the sound speed times the disk vertical scaleheight, via the dimensionless proportionality parameter α . We incorporate viscous fluctuations in the disk by considering a time-varying α parameter given by (see Lyubarskii 1997):

$$\alpha(r, t) = \alpha_0[1 + \beta(r, t)] \quad (3)$$

where α_0 is a standard constant value on the order of 0.01 - 0.1, and the small factor $\beta(r, t)$ accounts for the fluctuating part, whose time variation is assumed to follow the Markov chain process:

$$\beta_n = b_0 u_n \quad (4)$$

where b_0 is a parameter and

$$u_n = -0.5u_{n-1} + \epsilon_n. \quad (5)$$

The factor 0.5 in the above equation ensures that the Markov chain does not diverge for large n . In general, the modulus of this factor should be less than 1.0, and its value governs the number of series steps between the peaks, N , as well as the amplitude of the oscillations, *varu*. For factor 0.5, we have $N \approx 2.6$ and $varu = 0.75var\epsilon$ (see e.g. King et al. 2004 and Janiuk & Czerny 2007). The random variable ϵ_n is generated with a uniform distribution between -1 and 1. The timescale of the fluctuation is given by the local viscous time-scale at that radius r expressed in terms of the Schwarzschild radius $2GM/c^2$, as:

$$\tau_{\text{visc}} = \frac{1}{\alpha\Omega} \left(\frac{r}{H}\right)^2 f(r) \quad (6)$$

Here H is the height, Ω the Keplerian angular velocity and $f(r) = 1 - \sqrt{3}/r$ is the boundary condition to assure that the torque vanishes at the last stable orbit, which also implies that the density in the disk goes to zero at its inner edge. The coherent length over which α varies is assumed to be the local height H , which is calculated from the total pressure as $H = c_s/\Omega$.

The computations are numerically expensive and were performed with the message passing interface technique, on multi-CPU Linux computer cluster machines. We had to restrict the number of radius bins to be ~ 200 . For typical parameters used in this work, this translates to a bin size $\Delta r \sim H_o(r)/3$, where $H_o(r)$ is the height of the steady state disk. This radial grid is kept fixed through the time-evolution i.e. we do not adaptively change the radial grid. However, in the model, α variability is taken to be coherent over a region $\sim H$, where H is the height at a given time. We take this into account by incorporating a multiplicative factor on β of $\sqrt{H_o/H}$, which is typically small. This factor increases/decreases the viscous variability when the coherent length scale is smaller/larger than the grid size bin. This scheme is similar to one used by Mayer & Pringle (2006) to model magnetic dynamo evolution.

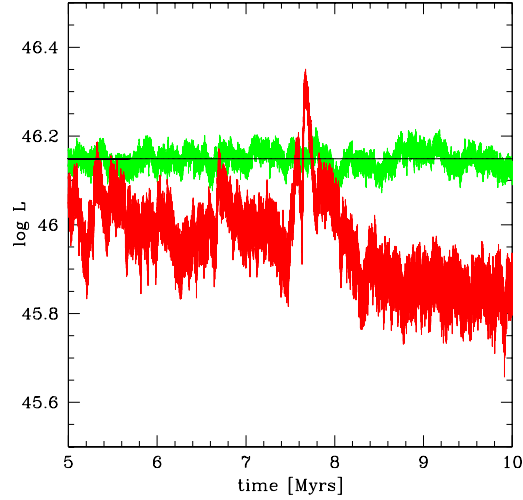


Fig. 1. Lightcurves of models for stable disks where the viscous stress scales only with the gas pressure. The green (red) line shows the model with viscous fluctuation amplitude $b_0 = 0.6$ (0.99), and the thick black line shows the model with $b_0 = 0.0$. The mean viscosity parameter $\alpha_0 = 0.1$, the mean accretion rate is $\dot{m} = 0.33$ and the black hole mass is $3 \times 10^8 M_\odot$.

3. Results

3.1. Stable accretion disk models with viscosity fluctuations

We first study the effect of viscous fluctuations on stable accretion disks. Ideally, one should analyze accretion disks where the accretion is low, such that the disk is not radiation pressure dominated. However, for such disks the height $H \ll r$ and hence the numerical computation would require a large number of radial bins, to correctly incorporate the viscous fluctuations. Hence, we consider disks where the viscous stress scales only with gas pressure i.e. $T_{r\phi} = \alpha P_{\text{gas}}$.

In the presence of viscous fluctuations the luminosity of the disk varies, as shown in in Figure 1, where we plot the lightcurves of a disk around a $3 \times 10^8 M_\odot$ black hole with accretion rate $\dot{m} = 0.33$ in Eddington units and $\alpha_0 = 0.1$. As expected, as the flickering amplitude b_0 increases so does the variability of the luminosity. It is more illustrative to see the power density of the luminosity fluctuations which are shown in Figure 2. For small variations in the viscous fluctuations, the variation in the luminosity can be estimated to have a power spectrum, roughly $\propto 1/f$ (Lyubarskii 1997). This is qualitatively consistent with the power spectra shown in Figure 2, especially for small b_0 , i.e. the power spectrum is roughly $\propto 1/f$ such that $f \times$ power is nearly independent of frequency. For larger values of b_0 there is a significant increase of power in low frequency. The reason for this behavior is more evident when we plot the light curves for a disk around a $10 M_\odot$ black hole in Figure 3 and the corresponding power spectra in Figure 4. The lightcurves show that for large b_0 apart from increased stochastic variability, there are also long time scale “jumps” in the luminosity. These low frequency variations which occur in the viscous time-scale of the outer radii, may indeed be due to outer boundary conditions imposed in the numerical scheme. The outer disk radius for the computations has been taken to be ~ 1000 Schwarzschild radii. Increasing the outer radii, incorporates a large cost in computation time especially since the total simulation time has to be increased to be longer than the viscous time-scale of the outer radius.

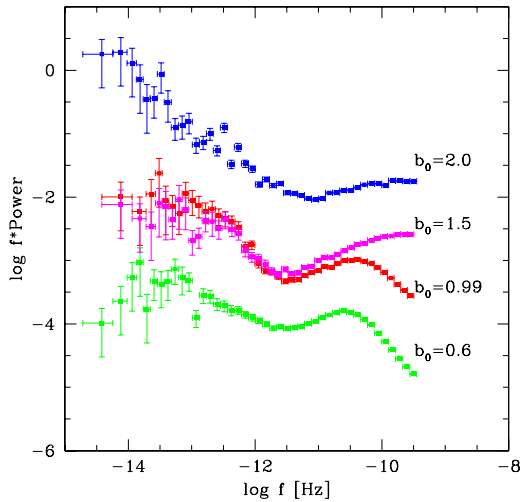


Fig. 2. Power density spectra of the luminosity fluctuations for stable disks where the viscous stress scales only with the gas pressure. The models have flickering parameters of $b_0 = 0.6$, $b_0 = 0.99$, $b_0 = 1.5$ and $b_0 = 2.0$, as shown with green, red, magenta, and blue points, respectively. The mean viscosity parameter $\alpha_0 = 0.1$, the mean accretion rate is $\dot{m} = 0.33$ and the black hole mass is $3 \times 10^8 M_\odot$.

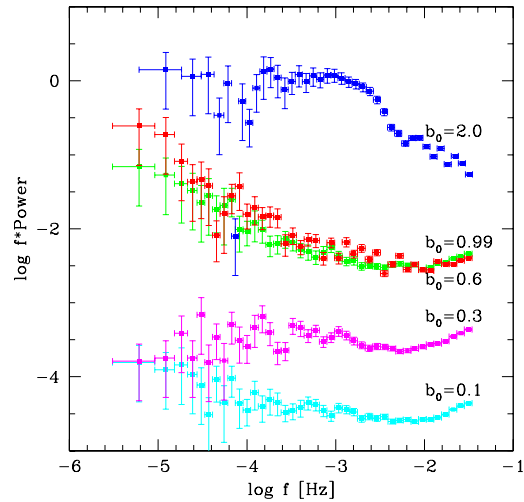


Fig. 4. Power density spectra of the luminosity fluctuations for stable disks where the viscous stress scales only with the gas pressure. The models have flickering parameters of $b_0 = 0.1$, $b_0 = 0.3$, $b_0 = 0.6$, $b_0 = 0.99$ and $b_0 = 2.0$, as shown with cyan, magenta, green, red and blue points, respectively. The mean viscosity parameter $\alpha_0 = 0.1$, the mean accretion rate is $\dot{m} = 0.33$ and the black hole mass is $10 M_\odot$.

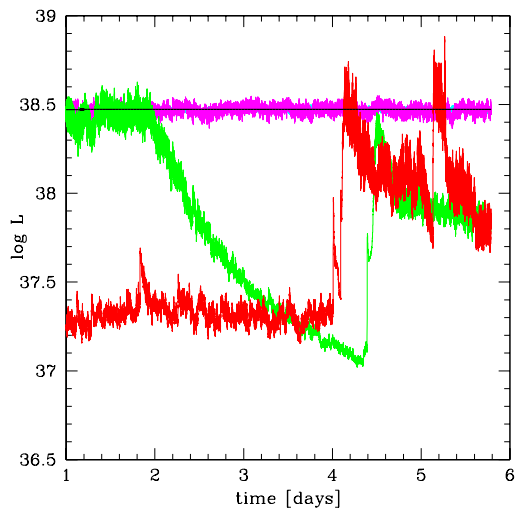


Fig. 3. Lightcurves of models for stable disks where the viscous stress scales only with the gas pressure with flickering parameter $b_0 = 0.3$, 0.6 and 0.99 , marked with magenta, green and red lines, respectively, and the thick black line shows the model with $b_0 = 0.0$. The mean viscosity parameter $\alpha_0 = 0.1$, the mean accretion rate is $\dot{m} = 0.33$ and the black hole mass is $10 M_\odot$.

While the low frequency variability at large b_0 may be an artifact of the outer boundary conditions, we note that it will not effect the results of our primary study, which is the effect of fluctuations on unstable disks. Here the instability time-scale is the viscous time-scale of the inner accretion disk region which is significantly shorter than the viscous time-scale of the outer radius.

Thus, in general, our numerically computed luminosity variations of the viscous fluctuations are consistent with that expected from analytical estimates that predict the power spectra $\propto 1/f$.

3.2. Unstable accretion disk models with viscosity fluctuations

Having verified that the results of our numerical code are generally consistent with that expected for stable accretion disk where analytical results are possible, we consider the more physically consistent situation where the viscous stress scales with the total pressure. Our primary result is illustrated in Figure 5. For low values of viscous fluctuation amplitude $b_0 = 0.66$, the disk is unstable and shows periodic very large amplitude outbursts as expected.

It can be seen from the plot that the strong fluctuations in the luminosity occurs when the flux level of the source is high. This is because during such “high” flux states, the disk is thicker and hence the stochastic viscous fluctuations occur over a larger coherent range. Moreover, the viscous time-scale is shorter and hence the effects of viscous fluctuations are more pronounced.

Increasing $b_0 = 0.99$ causes the oscillations to become irregular and the duration of the bursts also changes. Further increase of $b_0 = 2.0$ decreases the amplitude of the bursts and the lightcurve becomes more “chaotic” in nature. Finally for a large $b_0 = 2.5$, the lightcurve after a transient beginning phase, becomes stochastic and there is no evidence for any cyclic bursts.

The time averaged accretion rate in all the simulations shown in Figure 5 is equal to the external accretion rate supplied to the disk ($\dot{m} = 0.33$). When the radiation pressure instability operates, the disk luminosity cannot be constant, corresponding to this average accretion rate, but switches between the low and high luminosities, corresponding to the stages when the accretion rate onto the black hole is either much higher or much lower than the average value. When the instability is suppressed by the viscous fluctuations, there are no longer any ‘low’ or ‘high’ states.

For stellar mass black holes, we find similar results with the disk showing oscillatory behavior for low values of b_0 and stochastic behavior for higher values (see Figure 6). The disks stabilize at a lower value of $b_0 \approx 1$ as compared to $b_0 \geq 1.5$ for AGN disks. This may be related to the fact that at the same

Eddington rate, an AGN disk is more radiation pressure dominated than that for a stellar mass black hole.

We also consider the effect of power being transferred to a jet. Specifically, we parametrize the jet (cf. Janiuk & Czerny 2011) by including an additional term in the energy equation

$$Q^- = \frac{cP_{\text{rad}}}{\kappa\Sigma}(1 - \eta_{\text{jet}})^{-1} \quad (7)$$

where the fraction η_{jet} is assumed to depend on time and distance from the black hole via the local accretion rate:

$$\eta_{\text{jet}} = 1 - \frac{1}{1 + A_{\text{jet}}\dot{m}(r, t)^2}. \quad (8)$$

with A_{jet} being a parameter of the model. The physical meaning of this parametrization is that at the Eddington accretion limit there would be equipartition between the jet and disk radiation for $A_{\text{jet}} = 1$. We adopt a value of $A_{\text{jet}} = 5$ or 10 , which means a moderately strong jet. Without viscous fluctuations, even for such moderately strong jets the disk undergoes cyclic oscillations, but with a reduced amplitude. The inclusion of comparatively small viscous fluctuations $b_0 = 0.3$ stabilizes the disk for both values of A_{jet} . Thus a moderately strong jet decreases the amount of viscous fluctuation required for stability.

In Table 1 we present the summary of the models we have calculated. In summary, large amplitude viscous fluctuations stabilize the disk against the radiation pressure instability. The strength of the viscous fluctuation required to stabilize the disk is slightly lower for stellar mass black hole systems than AGNs and decreases when there is an effective jet in the system. The Table also shows the normalized r.m.s variability of the luminosity. Note that for locally stable disks (i.e. when $\tau_{r\phi} \propto P_{\text{gas}}$), the r.m.s increases with b_0 , while for locally unstable disks (i.e. when $\tau_{r\phi} \propto P_{\text{tot}}$), it generally decreases. This is because the viscous fluctuations stabilize the disk and high amplitude oscillations disappear.

We defer a detailed comparison of these results with the observations of a particular source for future work. This may be done for the various states of the microquasar GRS 1915+105 (Belloni et al. 2000). Another good candidate may be the recently studied source IGR J17091-3624, which also exhibits the so-called 'heartbeat' states for luminosity variations in some spectral states, as well as stochastic fluctuations (Altamirano et al. 2011). The detailed modeling would require a proper determination of the Eddington ratio as well as an estimation of the fraction of energy going into jet power from radio observations.

4. Summary

Our numerical simulations show that large amplitude viscous fluctuations can stabilize radiation pressure dominated standard accretion disks. This may explain why even at luminosities close to the Eddington, black hole systems exhibit spectral signatures of a standard accretion disk which do not show large amplitude cyclic behavior. Instead, they show stochastic variation which may be due to viscous fluctuations which stabilize the disk.

At low luminosities, the disk would be gas pressure dominated and hence intrinsically stable. Here, viscous fluctuations may produce variability in the luminosity. However, since it is likely that the coherent length of the viscous variability scales as the height of the disk which is much smaller than the radius for low accretion rate systems, the net effect on the global luminosity should be small. In other words, since $H/R \ll 1$ for these sources, the viscous fluctuations at different radii will incoherently add to give a diminishing effect on the total luminosity of

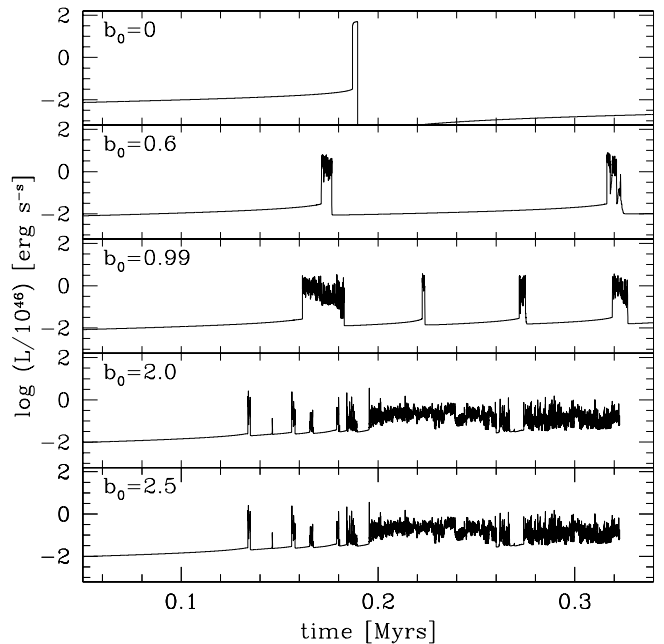


Fig. 5. Lightcurves in the 5 models of accretion disk oscillations due to the radiation pressure instability limit-cycle. The results are shown for the alpha flickering models with parameters $b_0 = 0.0$, $b_0 = 0.6$, $b_0 = 0.99$, $b_0 = 2$ and $b_0 = 2.5$, from top to bottom, respectively (the quiescent period between their outbursts in $b_0 = 0.0$ model is about 0.6 Myrs). The model parameters are: black hole mass of $3 \times 10^8 M_{\odot}$, accretion rate of $\dot{m} = 0.33$ in Eddington units, $\alpha_0 = 0.1$. The model includes no jet.

the disk. This may explain why the standard disk component in some low luminosity systems are found to be steady with little variability.

While, in this work, we consider some general characteristics of Galactic black holes and AGNs, a more detailed comparison with data of one or two specific sources may provide both qualitative and quantitative insights. In particular, the time-varying spectra and not just the integrated luminosity from these numerical simulations should be compared with data from some chosen sources. The model should be confronted with both the variability as a function of energy as well as frequency dependent time-lags.

In the light of the results of this work, it will also be interesting to re-examine the models for GRS 1915+105 for cases when the system shows oscillations as well as when it does not. Detailed comparison between the expected and observed lightcurves, may reveal whether the viscous variability amplitude changes between the different states or it is the fraction of energy going into the jet. The study may finally reveal the distinguishing feature of the source as compared to other black hole systems.

Finally, a more comprehensive numerical analysis needs to be undertaken with different boundary conditions and assumptions, that may identify the crucial conditions necessary for the unstable disk to be stabilized by viscous fluctuations. An adaptive radial grid will be in particular useful. The rotating disk may also give rise to non-trivial effects, which can be studied only by a full 3-D hydrodynamic code. Indeed, what seems to be important is that the non-linear effect of large amplitude perturbations,

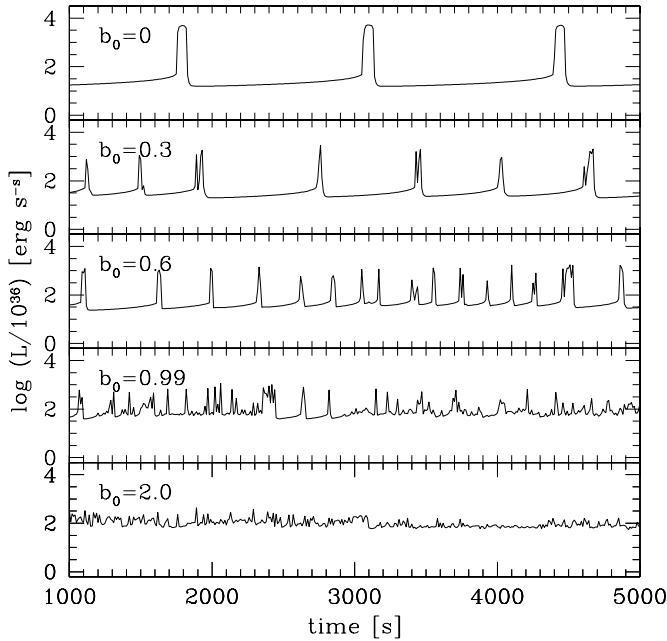


Fig. 6. Lightcurves in the 5 models of accretion disk oscillations due to the radiation pressure instability limit-cycle. The results are shown for the alpha flickering models with parameters $b_0 = 0.0$, $b_0 = 0.3$, $b_0 = 0.6$, $b_0 = 0.99$ and $b_0 = 2.0$, from top to bottom, respectively. The model parameters are: black hole mass of $10M_\odot$, accretion rate of $\dot{m} = 0.33$ in Eddington units, $\alpha_0 = 0.1$. The model includes no jet.

which can be captured only by numerical simulations, can give rise to non-trivial results such as stabilization of a system which is locally highly unstable.

Acknowledgements. We thank Bozena Czerny for helpful discussions. Part of this work was done thanks to the hospitality of the Inter University Center for Astronomy and Astrophysics, Pune, India. Partially this work was supported by grant NN 203 512638 from the Polish National Science Center. A part of the numerical computations have been performed on the computer cluster machines in the Copernicus Astronomical Center of PAS in Warsaw.

References

- Altamirano, D., et al., 2011, *ApJ*, 742, L17
 Belloni, T., Klein-Wolt, M., Mndez, M., van der Klis, M., van Paradijs, J., 2000, *A&A*, 355, 271
 Czerny B., Janiuk A., 2007, *A&A*, 464, 167
 Churazov, E., Gilvanov, M., Revnvtsev, M., 2001, *MNRAS*, 321, 759
 Done, C., Gierlinski, M., Kubota, A., 2007, *A&A Rev*, 15, 1
 Hirose, S., Krolik, J.H., Blaes, O., 2009, *ApJ*, 691, 16
 Ingram, A., & Done, C., 2011, *MNRAS*, 415, 2323
 Janiuk, A., Czerny, B., Siemiginowska, A., 2002, *ApJ*, 576, 908
 Janiuk, A., Czerny, B., 2005, *MNRAS*, 356, 205
 Janiuk, A., Czerny, B., 2007, *A&A*, 466, 793
 Janiuk, A., Czerny, B., 2011, *MNRAS*, 414, 2186
 King, A.R., Pringle, J.E., West, R.G., Livio, M., 2004, *MNRAS*, 348, 111
 Kunert-Bajraszewska, M., Janiuk, A., Gawronski, M., Siemiginowska, A., 2010, *ApJ*, 718, 1345
 Lightman, A. P., & Eardley, D. M., 1974, *ApJ*, 187, L1
 Lyubarskii, Yu. E. 1997, *MNRAS*, 292, 679
 Mayer, M., Pringle, J.E., 2006, *MNRAS*, 368, 379
 Misra, R., 2000, *ApJ*, 529, L95
 Misra, R., & Zdziarski, A. A., 2008, *MNRAS*, 387, 915
 Miniutti, G., & Fabian, A.C., 2004, *MNRAS*, 349, 1435
 Nowak, M.A., Vaughan, B.A., Wilms, J., Dove, J. B., & Begelman, M. C., 1999, *ApJ*, 510, 874
 Neilsen, J., Remillard, R.A., Lee, J.C., 2011, *ApJ*, accepted (arXiv:1106.0298)

Table 1. Summary of the time-dependent disk models. The accretion rate in Eddington units is $\dot{m} = 0.33$ and mean viscosity is $\alpha_0 = 0.1$ for each case. r.m.s. is the normalized root mean square variability of the luminosity.

Mass [M_\odot]	A_{jet}	b_0	$\tau_{r\phi} \propto$	r.m.s.	Outbursts
3×10^8	0	0.6	P_{gas}	0.05	no
3×10^8	0	0.99	P_{gas}	0.28	no
3×10^8	0	1.5	P_{gas}	0.73	no
3×10^8	0	2.0	P_{gas}	1.92	no
3×10^8	0	0.6	P_{tot}	5.0	yes
3×10^8	0	0.99	P_{tot}	2.2	yes
3×10^8	0	1.5	P_{tot}	1.63	no
3×10^8	0	2.0	P_{tot}	1.5	no
3×10^8	0	2.5	P_{tot}	0.92	no
10	0	0.1	P_{gas}	0.02	no
10	0	0.3	P_{gas}	0.06	no
10	0	0.6	P_{gas}	0.79	no
10	0	0.99	P_{gas}	1.13	no
10	0	2.0	P_{gas}	2.12	no
10	0	0.1	P_{tot}	4.82	yes
10	0	0.3	P_{tot}	3.49	yes
10	0	0.6	P_{tot}	2.88	yes
10	0	0.99	P_{tot}	1.72	no
10	0	2.0	P_{tot}	2.81	no
10	5	0.1	P_{tot}	1.17	yes
10	5	0.3	P_{tot}	0.75	no
10	5	0.6	P_{tot}	0.55	no
10	5	0.99	P_{tot}	0.43	no
10	10	0.1	P_{tot}	0.94	yes
10	10	0.3	P_{tot}	0.72	no
10	10	0.6	P_{tot}	0.52	no

- Shakura, N., Sunyaev, R., 1973, *A&A*, 24, 337
 Shakura, N., Sunyaev, R., 1976, *MNRAS*, 175, 613
 Shapiro, S.L., Lightman, A.P., Eardley, D.M., 1976, 204, 187
 Titarchuk L., Shaposhnikov N., Arefiev V., 2007, *ApJ*, 660, 556
 Uttley P., McHardy, I.M., Vaughan, S., 2005, *MNRAS*, 359, 345
 Uttley P., McHardy, I.M., 2005, *MNRAS*, 363, 586