

Thermal instability and runaway criteria: the dangers of disregarding dynamics

R. Ball*

*Mathematical Sciences Institute, The Australian National University
Canberra ACT 0200 Australia*

B.F. Gray*

School of Mathematics and Statistics F07, University of Sydney NSW 2006 Australia

Abstract

Two exemplary exothermic processes, synthesis of nitroglycerine in a continuous stirred tank reactor (CSTR) and synthesis of the explosive RDX in a CSTR, are used to demonstrate the dangers of ignoring the system dynamics when defining criteria for thermal criticality or runaway. Stability analyses are necessary to prescribe such criteria, and for these systems prove the presence of dangerous oscillatory thermal instability which cannot be detected using the steady state thermal balances.

Keywords: Thermal runaway, Stability analysis, Oscillatory thermal instability

1. Introduction

This short communication is an adjuration for the correct use of mathematical stability analysis in specifying critical runaway conditions for open thermoreactive systems, and is presented in the interests of process safety. In considering the thermal stability of such a system, operating at a given steady state, the first and most important question we should ask is

Question 1. Will a small perturbation to the temperature grow uncontrollably, or decay harmlessly back to the steady state?

Open dissipative dynamical systems in general may become unstable at a turning point (also called a limit point or a saddle-node bifurcation) or at a Hopf bifurcation to an oscillatory state, and this is the case for open thermoreactive systems too. Some open reacting systems in which thermal oscillations have been observed experimentally since 1969 are listed in Table 1. Typically the setup is a continuous stirred tank reactor (CSTR), which is an exemplary open system for observing bistable and oscillatory phenomena as well as being widely used in industry.

*Corresponding author

Email addresses: Rowena.Ball@anu.edu.au (R. Ball), bfgrayaus@hotmail.com (B.F. Gray)

Table 1: Experimental CSTR systems in which thermal oscillations have been observed.

Reaction	Reference
Vapour-phase chlorination of methyl chloride	Bush (1969)
Hydrolysis of acetyl chloride in acetone-water solvent	Baccaro et al. (1970)
Sodium thiosulfate and hydrogen peroxide reaction in aqueous solution	Chang and Schmitz (1975)
Decomposition of hydrogen peroxide by Fe^{3+} in HNO_3	Wirges (1980)
Acid catalysed hydration of 2,3-epoxypropanol-1 to glycerol	Heemskerk et al. (1980); Vermeulen and Fortuin (1986a,b)
H_2SO_4 catalysed hydrolysis of acetic anhydride	Haldar and Phaneswara Rao (1991); Jayakumar et al. (2011)
Hydrolysis of methyl isocyanate (modelled, using experimental data)	Ball (2011)

Oscillatory instabilities are also well-understood mathematically. The mathematical framework for identifying and characterising such instabilities in dynamical systems was set out by Maxwell (1868) and is presented in many excellent modern texts; rather than cite them here or reproduce the mathematical details the reader is referred to the expository and resources chapter by Ball and Holmes (2007). This mathematics of dynamical systems has long been accessible to chemical engineers. It has been applied to reactive thermal systems by many authors and their results published widely in the chemical engineering literature since the late 1950s. Some notable examples are as follows: Aris and Amundson (1958); Bush (1969); Gray (1969), where stability conditions are worked through in detail, and the abstract states explicitly “The critical condition for an oscillatory stable steady state is of an entirely new type (in explosion theory) not reducible to a tangency condition”; and Gray (1975).

The alarm bells ring, therefore, when we see recent works specifying thermal runaway criteria where the the process dynamics and mathematical stability have been completely disregarded. Given the potential of oscillatory instability to cause serious thermal hazard, initiating thermal runaway, unintended thermal explosions, or worse, we feel that it is a matter of urgency to bring the importance of stability analysis to the attention of those sectors of the chemical engineering community which deal with reactive thermal hazards and runaway criteria, and correct certain misconceptions prevalent in the current literature regarding thermal stability criteria. This is best achieved by use of concrete examples of real systems. The following two published examples (Lu et al., 2008, 2005) were chosen as cases that graphically illustrate the pitfalls of ignoring CSTR *dynamics*, and where stability analysis reveals oscillatory thermal instability of dangerous amplitude that cannot be detected using classical (Semenov) ignition theory.

2. Example I: Synthesis of nitroglycerine in a CSTR

Lu et al. (2008) developed CSTR operating criteria for the esterification of glycerol with nitric acid to produce nitroglycerine,



that were claimed to be safe, based on applying classical ignition criteria to a *steady state* thermal balance. (But see the derivation of CSTR equations given in Appendix B.) Their mass and

enthalpy balances for this system, expressed in *dynamical* form, are

$$V \frac{dx}{dt} = VAe^{E/RT} (c_{G,f} - x)^n (c_{N,f} - 3x)^m + F(c_{G,0} - c_{G,f} - x) \quad (2)$$

$$V\bar{C}_{vol} \frac{dT}{dt} = V \left((-\Delta H^\circ) + \Delta C_p (T - T^\circ) \right) Ae^{E/RT} (c_{G,f} - x)^n (c_{N,f} - 3x)^m - \bar{C}_{vol} F(T - T_f) - L(T - T_a). \quad (3)$$

Notation and quantities are defined in Appendix A. (Lu et al. (2008) took $c_{G,0} \equiv c_{G,f}$ and $T_f \equiv T^\circ$.)

Equations (2) and (3) are not amenable to exact analysis, but the stability can be mapped by numerical computation. One such map is rendered in Fig. 1, where the loci of critical points are projected on the T_a - F parameter plane, and the values of the other system parameters are those given in Lu et al. (2008). To obtain the data for the curves in the figure we computed the steady states of Eqs (2) and (3) for increments in T_a , beginning at $T_a = 230$ K and with $\Delta T_a = 0.04$ K, and for $F = 14$ l/min. At each steady state the corresponding linear eigenvalue problem was solved and the points where an eigenvalue changed sign were flagged. The system becomes unstable if such a sign change is positive. These flagged points are the bifurcation points: if a real eigenvalue becomes positive there is a saddle-node bifurcation, or classical ignition point, and if the real parts of a complex conjugate pair become positive the system exhibits a Hopf bifurcation and the onset of limit cycle oscillations. Then, F was allowed to vary as well as T_a and the loci of the Hopf and saddle-node bifurcations was computed over T_a - F .

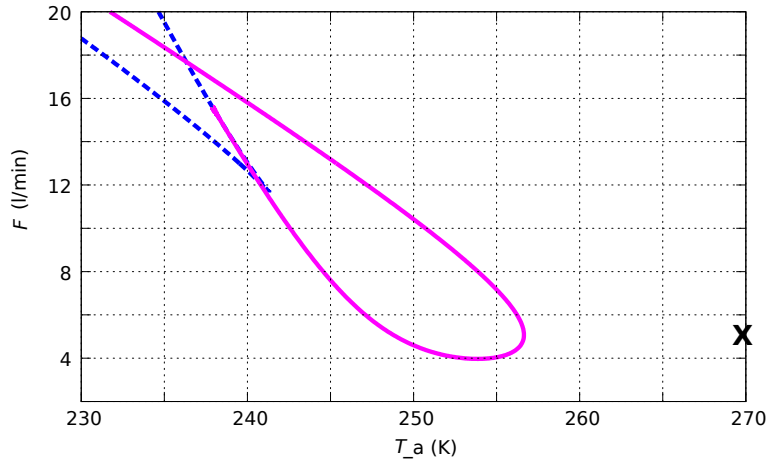


Figure 1: Loci of Hopf (solid line, magenta) and saddle-node (dashed line, blue) bifurcations in the system (2) and (3). The **X** marks a steady state considered by Lu et al. (2008). $L = 80079$ W/K, $T_f = 273$ K, $C_{vol} = 2703$ J K⁻¹l⁻¹, $\Delta H^\circ = 100$ kJ/mol, $\Delta C_p = -25$ J K⁻¹mol⁻¹, $n = 0.935$, $m = 1.117$, $A = 9.78 \times 10^{22}$ (l/mol)^{1-n-m}min⁻¹, $E = 122$ kJ/mol, $c_{G,0} = c_{G,f} = 2.4904$ mol/l, $c_{N,0} = 8.5535$ mol/l.

In Fig. 1 the solid (magenta) line is the locus of the Hopf bifurcations. Within the region that is almost enclosed by this line, and also near to the upper section of the line, the system will develop self-sustained thermal oscillations, regardless of the initial conditions. In the region enclosed by the dashed (blue) line the system has two stable steady states, between which is an unstable steady state.

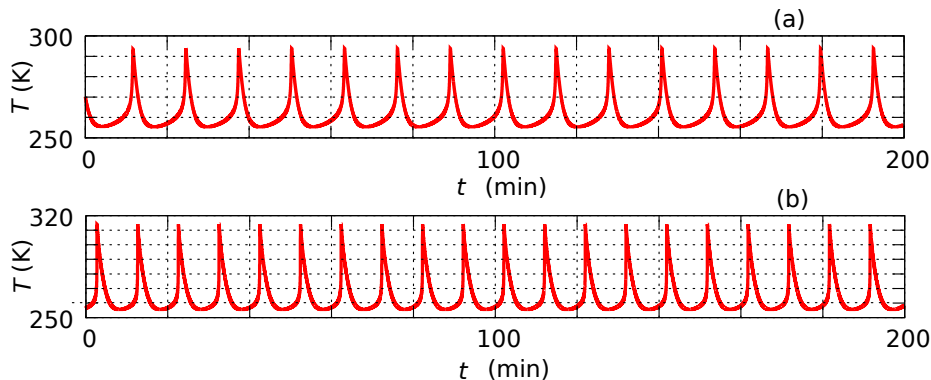


Figure 2: Computed time series for selected values of T_a and F within the unstable regime in Fig. 1. (a) $T_a = 250$ K, $F = 5$ l/min. (b) $T_a = 246$ K, $F = 9$ l/min. Other parameters as given for Fig. 1.

The **X** in Fig. 1 marks one of the steady states that was considered by Lu et al. (2008). As can be seen, it is outside the region of oscillatory instability and the region of multiplicity and a check of the computed data finds the steady state system temperature $T = 281$ K. But if T_a , the coolant temperature, is reduced below 257 K (with F fixed) the Hopf bifurcation locus is crossed and thermal oscillations set in. A time series computed at $T_a = 250$ K is shown in Fig. 2(a); the temperature amplitude maximum of ~ 295 K may cause some concern. This amplitude actually increases with increasing F and decreasing T_a : the time series shown in Fig. 2(b) has a seriously dangerous amplitude maximum.

We would like to emphasize that the presence of these oscillatory states can only be detected by applying stability analysis correctly to the full dynamical system, Eqs (2) and (3). The steady state thermal balance as used by Lu et al. (2008) is blind to oscillatory solutions because it cannot answer, or even ask, Question 1. At best a steady state thermal balance can give the curve of saddle-node bifurcations in Fig. 1, but since it cannot make any statement about the system stability at such a point it is, strictly speaking, inadequate even for specifying classical ignition/extinction criteria. Furthermore, a classical ignition point does not automatically infer thermal runaway or criticality. A check of the computed data for $F = 14$ l/min finds the steady state temperature $T = 267$ K at the putative ‘ignition’ point and $T = 257$ K at the ‘extinction’ point. These are very low temperatures for this system, and in this case the saddle-node locus is not useful for defining thermal criticality.

We also point out that the presence of oscillatory instability may have serious implications for start-up and shut-down procedures. Figure 3 shows the time series computed for a slow drift or tuning of T_a , $\dot{T}_a = \pm 0.07$ K/min. In both cases the onset of thermal oscillations is violent and the amplitude is dangerously high.

3. Example II: Synthesis of RDX in a CSTR

Synthesis of the explosive cyclo-1,3,5-trimethylene-2,4,6-trinitramine, commonly known as RDX or hexogen or cyclonite, by reaction of hexamine with excess nitric acid is exothermic and known to exhibit thermal instability (Luo et al., 2002). The synthesis is often carried out in 100%

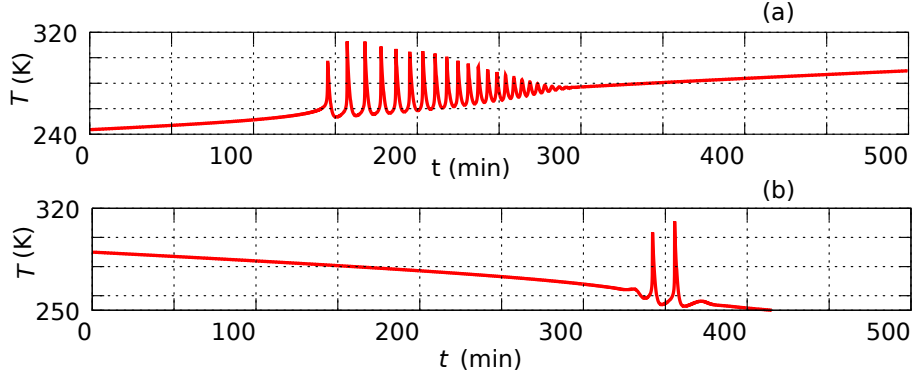
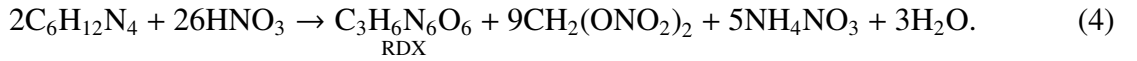
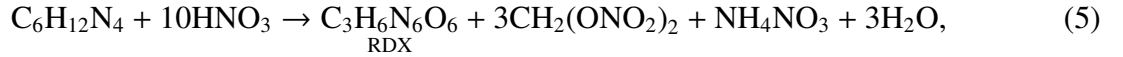


Figure 3: Computed time series for $F = 8$ l/min with simulated slow drift or tuning of ambient temperature, (a) $\dot{T}_a = 0.07$ K/min, (b) $\dot{T}_a = -0.07$ K/min. Other parameters as given for Fig. 1.

HNO_3 at -20°C (Singh et al., 1999). The following overall reaction includes a secondary reaction:



The primary reaction is



This nitration was modelled by Lu et al. (2005) as a CSTR process using reaction (4). Taking the steady state enthalpy balance they applied Semenov theory to map the classical ignition and extinction points over the parameter space. However, consideration of the *stability* of the steady states yields a different picture. The CSTR mass and enthalpy balances used by Lu et al. (2005) (but see Appendix B), expressed in dynamical form, are

$$V \frac{dc}{dt} = -VAe^{E/RT} c_{\text{N}} c^n + F(c_f - c) \quad (6)$$

$$V\bar{C}_{\text{vol}} \frac{dT}{dt} = V \left((-\Delta H^\circ) + \Delta C_p (T - T^\circ) \right) Ae^{E/RT} c_{\text{N}} c^n - \bar{C}_{\text{vol}} F (T - T_f) - L(T - T_a). \quad (7)$$

Notation and quantities are defined in Appendix A.

We carried out a numerical stability analysis of this system using a procedure exactly analogous to that described in section 2, and found that it, too, exhibits oscillatory instability. In Fig. 4 the solid (magenta) line marks the locus of the Hopf bifurcations dashed (blue) line marks the locus of saddle-node bifurcations, or classical ignition points F - T_a , for the given values of the other parameters. The qualitative similarity to Fig. 1 may be noted, and the interpretation given in section 2 may be applied here too.

The value of T_a and of F marked by the **X** in Fig. 4 were chosen to compute a time series; this is shown in Fig. 5. The high amplitude of the thermal oscillation, at 317 K, is of concern: above ~ 300 K exothermic side-reactions are reported to take over (Hale, 1925), rendering the system extremely unsafe.

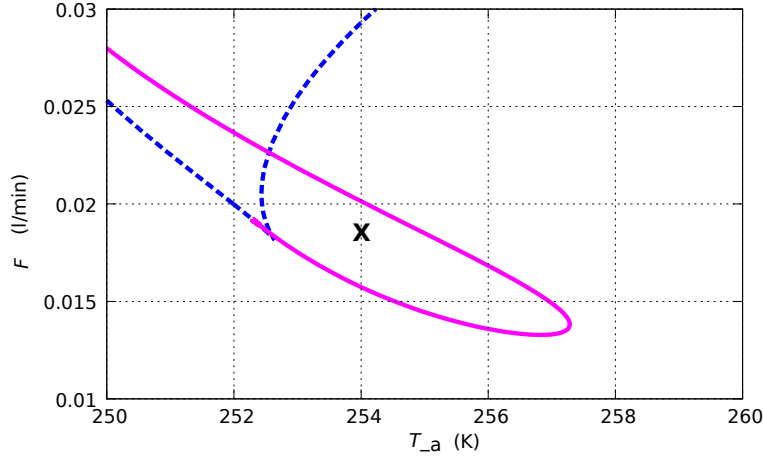


Figure 4: Loci of Hopf bifurcations (solid line) and saddle-node bifurcations in the system (6) and (7). **X** marks the values of T_a and F for which the time series in Fig. 5 was computed. $L = 50 \text{ W/K}$, $T_f = 273 \text{ K}$, $C_{\text{vol}} = 2940 \text{ J K}^{-1} \text{ l}^{-1}$, $\Delta H = 90.938 \text{ kJ/mol}$, $\Delta C_p = -322 \text{ J K}^{-1} \text{ mol}^{-1}$, $n = 1.28$, $A = 1.234 \times 10^6 (\text{l/mol})^n \text{ min}^{-1}$, $E = 47.152 \text{ kJ/mol}$, $c_f = 4.805 \text{ mol/l}$, $c_N = 21.35 \text{ mol/l}$, $T^\circ = 298 \text{ K}$.

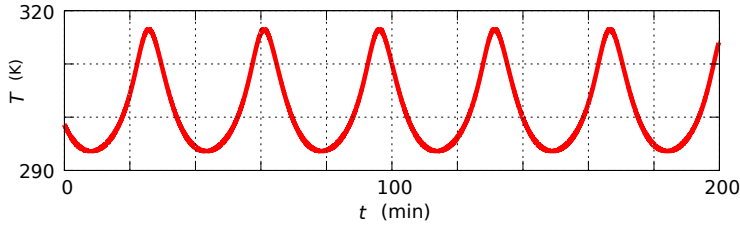


Figure 5: A time series integrated from Eqs (6) and (7), with $T_a = 254 \text{ K}$, $F = 0.0185 \text{ l/min}$ and other parameters as given for Fig. 4.

The standard reaction enthalpy includes the enthalpy of mixing nitric acid and hexamine. From standard enthalpies of formation Luo et al. (2002) found $\Delta H^\circ(298 \text{ K}) = -90.938 \text{ kJ/mol}$ hexamine for the overall reaction (4), and this is the value we used in the computations. However, for the main reaction (5) $\Delta H^\circ(298 \text{ K}) = -153.318 \text{ kJ/mol}$ hexamine for the reaction only, from standard enthalpies of formation. Both of these values are at odds with that measured by Dunning et al. (1952) using straightforward calorimetry, at least $64 \text{ kcal/mol} = 270 \text{ kJ/mol}$ hexamine at -35.5°C in 99% nitric acid, which gives $\Delta H^\circ(298 \text{ K}) = 290 \text{ kJ/mol}$ hexamine; presumably exothermic secondary reactions were involved. In any case, we can expect the oscillatory instabilities to be more violent and to occur over more of the parameter space for a more exothermic process.

It is helpful to study the computed solutions rendered in terms of the temperature T over T_a in Fig. 6, for selected values of F . Stable steady states are marked with solid lines (blue) and unstable steady states are marked with dashed lines (red). Also marked are the maximum and minimum amplitude envelopes of the limit cycles (which were also computed and analysed for stability), with thick dotted lines (magenta), from their origin at a Hopf bifurcation to their termination at a second Hopf bifurcation (in (c) and (d)) or at a homoclinic bifurcation (in (a) and (b)). These

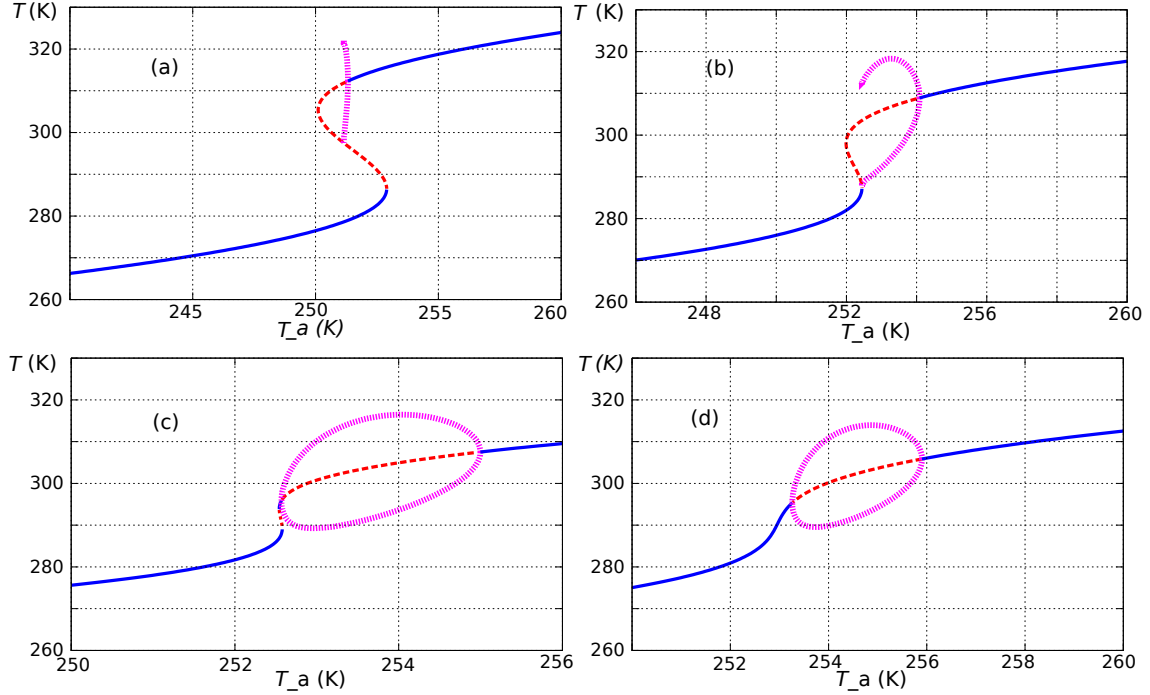


Figure 6: Stable (solid lines, blue) and unstable (dashed lines, red) steady states and amplitude envelopes of limit cycles (thick dotted lines, magenta) in the system (6) and (7). (a) $F = 0.025$ l/min, (b) $F = 0.020$ l/min, (c) $F = 0.0185$ l/min, (d) $F = 0.017$ l/min. Other parameters as given for Fig. 4.

bifurcation diagrams are a rich source of information about the thermal stability of the system.

In Fig. 6(a) we see that classical ignition occurs at the lower saddle-node bifurcation to a stable steady state on the upper stable solution branch. This does not necessarily represent thermal runaway, although the temperature of ~ 313 K may be too high for comfort. The temperature is reduced by quasistatic reduction of T_a — but as the Hopf bifurcation is crossed rapidly growing thermal oscillations set in, and at the terminus $T \sim 322$ K. We also see that extinction does *not* occur at the second saddle-node bifurcation, as assumed by Lu et al. (2005), but at this oscillatory terminus (provided thermal runaway has not already set in).

In Fig. 6(b) the ignition is non-classical; it occurs from the lower saddle-node bifurcation to a limit cycle that grows in amplitude with T_a , reaches a maximum, then declines.

Steady state multiplicity is barely present at the value of F for which Fig. 6(c) was computed. Non-classical ignition from the lower saddle-node bifurcation occurs to a limit cycle, but extinction in this case is classical, occurring at the upper saddle-node bifurcation.

The system globally has no multiplicity in Fig. 6(d) and thermal runaway, if it occurs, must be the result of oscillatory behaviour.

4. Discussion and summary

The two examples treated here provide ample illustration of the dangers inherent in using a steady state thermal balance and ignoring the dynamics when determining thermally safe operating

criteria for open thermoreactive processes. Classical (Semenov) ignition theory was originally applied to explosive solid materials then extended to reacting gases at low pressure, for which it works well. No reference is made in Semenov theory to oscillatory solutions, because reactant depletion is ignored (the infinite pool approximation) and periodic solutions are automatically forbidden in a system evolving in just one dynamical variable—the temperature. Semenov theory is insufficient for analysing open flow systems with reactant depletion, for which the steady states *and* their stability must be fully characterised. For the simple case of a single first-order (or pseudo first-order) exothermic conversion in a CSTR the global point of onset of multiplicity has been calculated analytically (Ball, 1999) and analysis combined with numerics has characterised the oscillatory states and identified thermal runaway due to the hard onset of oscillatory instability at a subcritical Hopf bifurcation (Ball and Gray, 1995; Ball, 2011). For more complicated or more accurately modelled systems numerical eigenvalue analyses can be carried out, as we have done here.

More broadly, we are concerned that crucial knowledge that was available (and, of course, is still available) to and made good use of by chemical engineers from the 1950s through the 1970s seems to have been forgotten or never was learned in some relevant quarters. Stability theory and mathematics in the context of thermoreactive systems has nothing to do with steady state thermal balances and everything to do with protecting human lives by assaying thermal runaway conditions correctly and accurately.

We summarize the message of this communication as follows:

- It is incorrect, dangerous, and inconsistent with the existing literature on this subject to assume that thermal runaway is governed only by classical ignition, and use a steady state enthalpy balance to answer the *wrong* question: What are the boundaries of classical ignition and extinction points over the parameter space?
- The current study has shown that
 - classical ignition need not be accompanied by thermal runaway,
 - thermal runaway may be non-classical, with ignition to an oscillatory state,
 - non-classical thermal extinction may occur from an oscillatory state,
 - oscillatory thermal runaway may occur in the complete absence of steady state multiplicity, and
 - oscillatory thermal instability is endemic to these systems; it is real, it is not some numerical or other artefact, it may occur with violent abruptness, it is potentially dangerous. It must be taken into account in devising thermal runaway or safe operational criteria.
- The *right* question to ask of open thermoreactive systems is Question 1: Given a steady state, will a small perturbation grow or decay? Answering this question necessarily involves the dynamics; i.e., a stability analysis using the well-founded mathematics of stability theory.

In view of these results, we strongly recommend that numerical stability analyses be carried out, over the relevant system and operating parameter space, for all exothermic reactions that are run in a CSTR, using procedures that have been in the published literature for many decades.

Appendix A.

Table A.2: Notation and definitions.

Symbol or quantity	Definition
A	pre-exponential factor
c	concentration of reactant (glycerol or hexamine, mol/l)
C_p	molar heat capacity (J/(mol K))
\bar{C}_{vol}	average volumetric specific heat (J l ⁻¹ K ⁻¹)
ΔC_p	reaction heat capacity (J/(mol K))
E	activation energy (J/mol)
F	volumetric inflow rate (l/min)
H	enthalpy of formation (J/mol)
ΔH	reaction enthalpy (J/mol)
k	$k(T)$, temperature-dependent rate constant
L	combined heat transfer coefficient (W/K)
n, m	reaction orders
t	time (min)
T	temperature (K)
V	volume of reaction mixture (l)
x	fractional conversion of reactant
Subscripts, superscripts, overscripts	
0	initial value of quantity
°	standard state
·	time-changing quantity
a	of the coolant
A, B, S	of reactant A, B, of solvent S
f	of the feed stream
G	of glycerol
N	of nitric acid

Appendix B.

The enthalpy balance appears to have been given incorrectly in Lu et al. (2005) and Lu et al. (2008), with the reaction enthalpy ΔH° being counted twice. The correct enthalpy balance for the adiabatic CSTR housing a first order exothermic reaction $A \rightarrow B$ in a solvent S was given in Ball (1999); it simply expresses the law of energy conservation and is reproduced here for convenient reference:

$$\begin{aligned}
 V \frac{d}{dt} [c_A H_A(T) + (c_f - c_A) H_B(T) + c_S H_S(T)] = \\
 F [c_f H_A(T_f) - c_A H_A(T) - (c_f - c) H_B(T)] \\
 + F [c_{S,f} H_S(T_f) - c_S H_S(T)] \quad (B.1)
 \end{aligned}$$

Using the thermodynamic relation $C_p = (\partial H / \partial T)_p$ Eq. 6 may be developed into

$$V \frac{d}{dt} [\bar{C} T + (-\Delta H) c_A] = -F [\bar{C} T + (-\Delta H) c_A] - [\bar{C} T_f + (-\Delta H) c_f] \quad (B.2)$$

The differential mass balance

$$V \frac{dc_A}{dt} = -Vk(T)c_A + F(c_f - c_A) \quad (\text{B.3})$$

is substituted into Eq. B.2 to give, for arbitrary initial conditions,

$$V\bar{C} \frac{dT}{dt} = V(-\Delta H)k(T)c_A - F\bar{C}(T - T_f). \quad (\text{B.4})$$

One may include any number of reaction components and heat loss terms in the fundamental energy conservation expression Eq B.1. The correct enthalpy balance, Eq. B.4 emerges naturally by considering the dynamics; i.e., the rate of enthalpy generation, the left hand side of Eq. B.1.

Acknowledgement

R. Ball is recipient of Australian Research Council Future Fellowship FT0991007.

References

- Aris, R., Amundson, N. R., 1958. An analysis of chemical reactor stability and control—I: The possibility of local control, with perfect or imperfect control mechanisms. *Chemical Engineering Science* 7, 121–131.
- Baccaro, G. P., Gaitonde, N. Y., Douglas, J. M., 1970. An experimental study of oscillating reactors. *AIChE Journal* 16, 249–254.
- Ball, R., 1999. The origins and limits of thermal steady state multiplicity in the continuous stirred tank reactor. *Proceedings of the Royal Society of London Series A* 455, 141–161.
- Ball, R., 2011. Oscillatory thermal instability and the Bhopal disaster. *Process Safety and Environmental Protection* 89, 317–322.
- Ball, R., Gray, B. F., 1995. Transient thermal behavior of the hydration of 2,3-epoxy-1-propanol in a continuously stirred tank reactor reactor. *Industrial & Engineering Chemistry Research* 34, 3726–3736.
- Ball, R., Holmes, P., 2007. Dynamical systems, stability, and chaos. In: Denier, J., Frederiksen, J. (Eds.), *Frontiers in Turbulence and Coherent Structures*. Vol. 6 of *Lecture Notes in Complex Systems*. World Scientific, Ch. 1, pp. 1–27, freely available at <http://www.worldscibooks.com/chaos/6320.html>, accessed 20 February 2012.
- Bush, S. F., 1969. The measurement and prediction of sustained temperature oscillations in a chemical reactor. *Proceedings of the Royal Society of London Series A* 309, 1–26.
- Chang, M., Schmitz, R. A., 1975. An experimental study of oscillatory states in a stirred reactor. *Chemical Engineering Science* 30, 21–34.
- Dunning, W. J., Millard, B., Nutt, C. W., 1952. The heat of nitrolysis of hexamine in nitric acid. *Journal of the Chemical Society* 1952, 1264–1269.
- Gray, B. F., 1969. Unified theory of explosions, cool flames and two-stage ignitions. Part 1. *Trans. Faraday Soc.* 65, 1603–1613.
- Gray, B. F., 1975. Kinetics of oscillating reactions. In: Ashmore, P. G. (Ed.), *Reaction Kinetics*. Specialist Periodical Reports. The Chemical Society, London, UK, Ch. 8.
- Haldar, R., Phaneswara Rao, D., 1991. Experimental studies on limit cycle behaviour of the sulphuric acid catalysed hydrolysis of acetic anhydride in a CSTR. *Chemical Engineering Science* 46, 1197–2000.
- Hale, G. C., 1925. The nitration of hexamethylenetetramine. *Journal of the American Chemical Society* 47, 2754–2763.
- Heemskerk, A. H., Dammers, W. R., Fortuin, J. M. H., 1980. 55 limit cycles measured in a liquid-phase reaction system. *Chemical Engineering Science* 35, 439–445.

- Jayakumar, N. S., Agrawal, A., Hashim, M. A., Sahu, J. N., 2011. Experimental and theoretical investigation of parametric sensitivity and dynamics of a continuous stirred tank reactor for acid catalyzed hydrolysis of acetic anhydride. *Computers and Chemical Engineering* 35, 1295–1303.
- Lu, K.-T., Luo, K.-M., Lin, P.-C., Hwang, K.-L., 2005. Critical runaway conditions and stability criterion of RDX manufacture in continuous stirred tank reactor. *Journal of Loss Prevention in the Process Industries* 18, 1–11.
- Lu, K.-T., Luo, K.-M., Yeh, T.-F., Lin, P.-C., 2008. The kinetic parameters and safe operating conditions of nitroglycerine manufacture in the CSTR of Biazzi process. *Process Safety and Environmental Protection* 86, 37–47.
- Luo, K.-M., Lin, S.-H., Chang, J.-G., Huang, T., 2002. Evaluations of kinetic parameters and critical runaway conditions in the reaction system of hexamine-nitric acid to produce RDX in a non-isothermal batch reactor. *Journal of Loss Prevention in the Process Industries* 15, 119–127.
- Maxwell, J. C., 1868. On governors. *Proceedings of the Royal Society of London* 16, 270–283.
- Singh, G., Singh Kapoor, I. P., Mudi Mannan, S., Kumar Tiwari, S., 1999. Studies on energetic compounds: Part XI: Preparation and thermolysis of polynitro organic compounds. *Journal of Hazardous Materials* 68, 155–178.
- Vermeulen, D. P., Fortuin, J. M. H., 1986a. Experimental verification of a model describing large temperature oscillations of a limit cycle approaching liquid phase reaction system in a CSTR. *Chemical Engineering Science* 35 (5), 1291–1302.
- Vermeulen, D. P., Fortuin, J. M. H., 1986b. Experimental verification of a model describing the transient behaviour of a reaction system approaching a limit cycle or a runaway in a CSTR. *Chemical Engineering Science* 41 (4), 1089–1095.
- Wirges, H.-P., 1980. Experimental study of self-sustained oscillations in a stirred tank reactor. *Chemical Engineering Science* 35, 2141–2146.