

# Observing trajectories with weak measurements in quantum systems in the semiclassical regime

A. Matzkin

*LPTM, CNRS Unité 8089, Université de Cergy-Pontoise,  
95302 Cergy-Pontoise cedex, France*

## Abstract

We propose a scheme allowing to observe the evolution of a quantum system in the semiclassical regime along the paths generated by the propagator. The scheme relies on performing consecutive weak measurements of the position. We show how “weak trajectories” can be extracted from the pointers of a series of devices having weakly interacted with the system. The properties of these “weak trajectories” are investigated and illustrated in the case of a time-dependent model system.

PACS numbers: 03.65.Ta,03.65.-w

In classical physics, the evolution of a physical system is given in terms of trajectories. Instead quantum mechanics forbids a fundamental description based on trajectories. Nevertheless the Feynman path integral approach gives a sum over paths formulation of the evolution of a quantum system, and when the actions are large relative to  $\hbar$  – the semiclassical regime –, the wavefunction evolves essentially along classical paths, those of the corresponding classical system [1]. Of course, this does not mean that a quantum object is a localized particle moving on a definite path. But trajectories may remain significant in quantum systems: the large scale properties, experimentally observed in many systems [1, 2], display the *signatures* of the underlying classical dynamics.

In this work, we aim to go further by proposing a scheme allowing to observe the evolution of a quantum system in the semiclassical regime along the trajectories of the corresponding classical system. The scheme relies on performing consecutive weak measurements (WM). WM [3, 4] are characterized by a very weak coupling between the system and the measurement apparatus. Thus measuring weakly an observable  $\hat{A}$  results in leaving the former essentially unperturbed while the latter picks up on average a limited amount of information encapsulated in the weak value (WV)

$$\langle \hat{A} \rangle_w = \frac{\langle \chi | \hat{A} | \psi \rangle}{\langle \chi | \psi \rangle}; \quad (1)$$

$|\psi\rangle$  is the initial (‘preselected’) state and  $\langle \chi |$  is the final (‘postselected’) state obtained by performing a standard strong measurement after having measured  $\hat{A}$  weakly. WM are receiving increased attention, either as a technique for signal amplification [5] or as a tool to investigate fundamental problems, from a theoretical standpoint but also experimentally [6]. In particular, in a beautiful recent experiment [7] nonclassical ‘average trajectories’ for photons deduced indirectly from the WM of momentum have been observed. In our scheme we introduce instead ‘weak trajectories’ (WT) by measuring *directly* the position of a quantum system interacting weakly with a set of meters. We will see that in the semiclassical regime the only WT compatible with the positions of the pointers are the classical paths.

Let  $|\psi(t_i)\rangle$  be the initial state of a dynamical system whose evolution is governed by a (possibly time-dependent) Hamiltonian  $H(t)$ . Let us introduce a meter consisting of a particle positioned at  $\mathbf{R}_\kappa^0$ . Its spatial wavefunction  $\langle \mathbf{R}_\kappa | \phi_\kappa \rangle$ , assumed to be tightly localized around  $\mathbf{R}_\kappa^0$  acts as pointer. For convenience the wavefunction can be taken to be a Gaussian,

$\langle \mathbf{R}_\kappa | \phi_\kappa \rangle = (2/\pi\Delta^2)^{1/2} e^{-(\mathbf{R}_\kappa - \mathbf{R}_\kappa^0)^2/\Delta^2}$  (we work from now on in a 2D configuration space and use atomic units throughout). The local coupling between the meter and the system is assumed to take place during a small time interval  $\tau$ , triggered when the system and pointer wavefunctions overlap. The time-integrated interaction is taken as  $I_\kappa = g\mathbf{r} \cdot \mathbf{R}_\kappa \theta((4\Delta)^2 - |\mathbf{r} - \mathbf{R}_\kappa|^2)$ , where  $g$  is the effective coupling strength and the last term is a unit-step function accounting for the short range character of the interaction (this term will be implicit in the rest of the paper). Assume now we have a set of meters  $\kappa = 1, \dots, n$  positioned at  $\mathbf{R}_\kappa^0$ . Let  $t_\kappa$  denote the mean interaction time of the  $\kappa$ th pointer with the system. The initial state of the system and meters  $|\Psi(t_i)\rangle = |\psi(t_i)\rangle \prod_{\kappa=1}^n |\phi_\kappa\rangle$  evolves at time  $t_f$  to [8]

$$|\Psi(t_f)\rangle = U(t_f, t_n) e^{-iI_n} U(t_n, t_{n-1}) \dots e^{-iI_1} U(t_1, t_i) |\Psi(t_i)\rangle \quad (2)$$

where  $U(t_{k+1}, t_k)$  denotes the unitary self evolution of the system between two interactions;  $k$  relabels the meters according to the order in which they interact with the system.

At time  $t_f$  a standard projective measurement is made in order to postselect the system to a desired final state  $|\chi(t_f)\rangle$ . Expanding each  $I_k$  in Eq. (2) to first order in the coupling  $g$  leads to

$$\prod_{k=1}^n \langle \mathbf{R}_k | \langle \chi(t_f) | \Psi(t_f) \rangle \simeq \langle \chi(t_f) | \psi(t_f) \rangle \prod_{k=1}^n \exp[-ig \langle \mathbf{r}(t_k) \rangle_W \cdot \mathbf{R}_k] \phi_k(\mathbf{R}_k, \mathbf{R}_k^0) \quad (3)$$

where  $\langle \mathbf{r}(t_k) \rangle_W$  is the weak value [Eq. (1)] given here by

$$\langle \mathbf{r}(t_k) \rangle_W \equiv \frac{\langle \chi(t_k) | \mathbf{r} | \psi(t_k) \rangle}{\langle \chi(t_k) | \psi(t_k) \rangle} \quad (4)$$

with  $\mathbf{r} = x\hat{\mathbf{x}} + y\hat{\mathbf{y}}$ . Eqs. (3)-(4) indicate that as a result of the interaction that took place at  $t_k$ , each meter wavefunction  $\phi_k(\mathbf{R}_k, \mathbf{R}_k^0)$  will incur a phase-shift given by the WV  $\langle \mathbf{r}(t_k) \rangle_W$ . As in the standard WM scenario [3], this phase-shift appears as a shift in the momentum space wavefunction of each pointer. Since Eq. (3) holds provided  $g$  and  $\Delta$  are very small, the momentum space wavefunctions will be broad, meaning a high number of events must be recorded in order to observe each shift.

The structure of  $\langle \mathbf{r}(t_k) \rangle_W$  deserves a special comment. Each  $\langle \mathbf{r}(t_k) \rangle_W$  is defined at  $t = t_k$  with an effective preselected state  $|\psi(t_k)\rangle = U(t_k, t_i) |\psi(t_i)\rangle$  being the initial state propagated *forward* in time and an effective postselected state  $\langle \chi(t_k) | = \langle \chi(t_f) | U(t_f, t_k)$  being

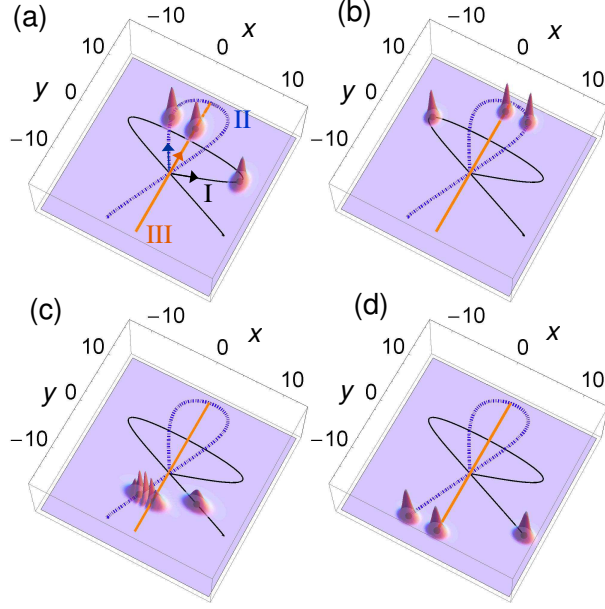


FIG. 1: Time evolution of the wavefunction initially ( $t_i = 0$ ) given by Eq. (8) with  $\mathbf{r}_0 = \mathbf{0}$  and the initial mean momenta  $\mathbf{p}_j, j = I, II, III$  taken as indicated by the arrows in panel (a). The reference classical trajectories  $I, II$  and  $III$  are shown resp. in black, dashed blue, and orange. (a) shows the wavefunction at  $t_1 = 0.7$ , (b) at  $t_2 = 2$ , (c) at  $t_3 = 3.15$  (after the wavepackets cross the origin) and (d) at  $t_f = 3.65$ , the time at which postselection is made .

the postselected state evolved *backward* in time; this property illustrates the close relation between WM and time-symmetric formulations of quantum mechanics [4]. Note that contrary to the usual definition of weak values, the effective pre and postselected states defining  $\langle \mathbf{r}(t_k) \rangle_W$  cannot be chosen: only the initial and the final states can be freely set. A WV at some intermediate time  $t_k$  reflects the interaction  $I_k$  with the  $k$ th meter given the unitary evolution of the preselected and postselected states of the system. We can therefore envisage the set  $\{t_k, \langle \mathbf{r}(t_k) \rangle_W\}$  as defining a *weak trajectory* of the system evolving from an initial state to a final postselected state as recorded by the pointers positioned at  $\mathbf{R}_k^0, k = 1, \dots, n$ .

For an arbitrary quantum system a WT will typically reflect the space-time correlation between the forward evolution of the preselected state and the backward evolution of the postselected state at the positions  $\mathbf{R}_k^0$  of the weakly interacting meters. Although obtaining this type of information is certainly of interest in general quantum systems, the notion of weak trajectories is particularly suited to investigate the evolution of a quantum system in the semiclassical regime. In this regime a typical wavefunction evolves according to the

asymptotic form of the path integral propagator [9],

$$\psi(\mathbf{r}, t) = \int d\mathbf{r}' \left\{ \sum_{cl} \frac{1}{(2i\pi\hbar)} \left| \det \frac{\partial^2 S_{cl}(\mathbf{r}, \mathbf{r}', t)}{\partial \mathbf{r} \partial \mathbf{r}'} \right|^{1/2} \exp(iS_{cl}(\mathbf{r}, \mathbf{r}', t)/\hbar - i\mu_{cl}) \right\} \psi(\mathbf{r}', 0) \quad (5)$$

where  $cl$  runs on the classical trajectories connecting  $\mathbf{r}'$  to  $\mathbf{r}$  in time  $t$  (from now on we set  $t_i = 0$ ) and the term between  $\{\dots\}$  is the semiclassical propagator obtained from the asymptotics ( $S_{cl} \gg \hbar$ ) of the path integral form of the evolution operator  $U(t, 0)$ .  $S_{cl}$  is the classical action and  $\mu_{cl}$  the topological index of each path. Working out the full semiclassical propagation is often a formidable task, especially as the number of trajectories proliferate in the regimes where the semiclassical approximation holds. However if the initial state is well localized, the semiclassical propagation can be simplified by linearizing the action around an initial and a final reference point linked in time  $t$  by a central classical trajectory, the guiding trajectory [10]. Linearization is particularly relevant if  $\psi(\mathbf{r}', 0)$  is chosen to be a localized Gaussian

$$\psi_{\mathbf{r}_0, \mathbf{p}_0}(\mathbf{r}', 0) = \left( \frac{2}{\pi\delta^2} \right)^{1/2} e^{-(\mathbf{r}' - \mathbf{r}_0)^2 / \delta^2} e^{i\mathbf{p}_0 \cdot (\mathbf{r}' - \mathbf{r}_0) / \hbar}. \quad (6)$$

The initial reference point is the maximum of the Gaussian, the linearized action in Eq. (5) is a quadratic form, whereas the determinant prefactor becomes a purely time-dependent term that can be written in terms of the stability matrix of the guiding trajectory. This linearized information along the central reference trajectory effectively replaces the sum over  $cl$ .

The integral (5) can then be performed exactly: the result (often known as the Thawed Gaussian Approximation) is of the form [10]

$$\psi_{\mathbf{r}_0, \mathbf{p}_0}(\mathbf{r}, t) = \text{Tr} [\mathbf{A}(t)] e^{-(\mathbf{r} - \mathbf{q}(t)) \cdot [\mathbf{M}(t) + i\mathbf{N}(t)] \cdot (\mathbf{r} - \mathbf{q}(t))} e^{i\mathbf{p}(t) \cdot (\mathbf{r} - \mathbf{q}(t)) / \hbar} e^{iS_{cl}(\mathbf{q}(t), \mathbf{r}_0, t) / \hbar} \quad (7)$$

where  $(\mathbf{q}(t), \mathbf{p}(t))$  are the phase-space coordinates of the guiding classical trajectory with initial conditions  $(\mathbf{r}_0, \mathbf{p}_0)$  and  $\mathbf{A}$ ,  $\mathbf{M}$  and  $\mathbf{N}$  are time-dependent matrices depending solely on the stability elements of the guiding trajectory. The advantage of working in the linearized regime is that by picking a preselected state of the form

$$\langle \mathbf{r} | \psi(t_i) \rangle = \sum_j c_j \psi_{\mathbf{r}_0, \mathbf{p}_j}(\mathbf{r}, t_i) \quad (8)$$

i.e. a superposition of Gaussians (6) launched in different directions  $\mathbf{p}_j$ , one is dealing conceptually with the type of problem defined by the semiclassical propagation (5) with a simplified and perfectly controlled dynamics. The evolution operator  $U(t_1, t_i)$  of Eq. (2) propagates each term of Eq. (8) along the relevant guiding trajectory yielding at  $t_1$  the superposition of evolved states  $\sum_j c_j \psi_{\mathbf{r}_0, \mathbf{p}_j}(\mathbf{r}, t_1)$ , each state being given by Eq. (7) (recall that  $\mathbf{q}, \mathbf{p}$  and the matrices  $\mathbf{A}, \mathbf{M}$  and  $\mathbf{N}$  explicitly depend on  $j$ ).

The postselected state will also be taken to be a Gaussian of the type (6) localized in the vicinity of a chosen point  $\mathbf{r}_f$  at time  $t_f$

$$\chi_{\mathbf{r}_f, \mathbf{p}_f}(\mathbf{r}, t_f) = \left( \frac{2}{\pi \delta_f^2} \right)^{1/2} e^{-(\mathbf{r}-\mathbf{r}_f)^2 / \delta_f^2} e^{i \mathbf{p}_f \cdot (\mathbf{r}-\mathbf{r}_f) / \hbar}. \quad (9)$$

In the linearized approximation, finding the backward propagated state is tantamount to obtaining the *unique* solution of the form (7) such that  $\psi_{\mathbf{r}(t_1), \mathbf{p}(t_1)}(\mathbf{r}, t_f) = \chi_{\mathbf{r}_f, \mathbf{p}_f}(\mathbf{r}, t_f)$ : this gives a wavefunction centered on a time-reversed classical trajectory having boundary conditions  $(\mathbf{r}_f, \mathbf{p}_f)$  at  $t = t_f$  and position  $\mathbf{q}_f(t_k)$  at  $t = t_k$ . Assume the meters lie at positions  $\mathbf{R}_k^0$  where the overlap between the different branches of the system wavefunction (8) is negligible. The weak values (4) can then be computed exactly: if  $\psi_{\mathbf{r}_0, \mathbf{p}_j}(\mathbf{r}, t_k)$  (for all  $j$ ) or  $\chi_{\mathbf{r}_f, \mathbf{p}_f}(\mathbf{r}, t_k)$  vanish in the vicinity of  $\mathbf{R}_k^0$  the meter does not move: there is no weak trajectory in the neighborhood of this point. Otherwise  $\chi_{\mathbf{r}_f, \mathbf{p}_f}(\mathbf{r}, t_k)$  overlaps at most with one branch, say  $\psi_{\mathbf{r}_0, \mathbf{p}_J}$ ; denoting the distance between the maxima of the wavepacket and of the postselected state at  $t = t_k$  by  $\boldsymbol{\epsilon}_k = \mathbf{q}_J(t_k) - \mathbf{q}_f(t_k)$ , the WV  $\langle \mathbf{r}(t_k) \rangle_W = \langle x(t_k) \rangle_W \hat{\mathbf{x}} + \langle y(t_k) \rangle_W \hat{\mathbf{y}}$  takes the form

$$\begin{aligned} \langle x(t_k) \rangle_W &= [\mathbf{q}_J(t_k) \cdot \hat{\mathbf{x}} + a_x \boldsymbol{\epsilon}_k \cdot \hat{\mathbf{x}} + b_x (\mathbf{p}_J(t_k) - \mathbf{p}_f(t_k)) \cdot \hat{\mathbf{x}}] \\ &+ i [g_x(t_k) \boldsymbol{\epsilon}_k \cdot \hat{\mathbf{x}} + h_x (\mathbf{p}_J(t_k) - \mathbf{p}_f(t_k)) \cdot \hat{\mathbf{x}}] \end{aligned} \quad (10)$$

and analog expressions for  $\langle y(t_k) \rangle_W$ .  $a, b, g$  and  $h$  are time-dependent functions whose explicit forms are cumbersome though straightforward to evaluate.

The structure of Eq. (10) emphasizes the special rôle of the postselected state with  $(\mathbf{r}_f, \mathbf{p}_f)$  chosen such that the backward evolved trajectory simply retraces the guiding trajectory  $\mathbf{q}_J(t)$ . For this special choice  $\boldsymbol{\epsilon}_k = 0$  and  $\mathbf{p}_J(t_k) = \mathbf{p}_f(t_k)$  for any value of  $t_k$ . If  $n$  meters happen to be in regions where  $\chi$  and  $\psi_J$  overlap *each* of these meters will record  $\langle \mathbf{r}(t_k) \rangle_W = \mathbf{q}_J(t_k)$ , i.e. the position of the underlying classical trajectory. The WT

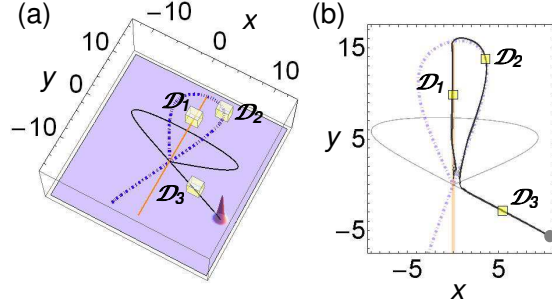


FIG. 2: (a) The postselected wavefunction, a Gaussian localized on the guiding trajectory  $I$ , is shown, along with the positions of the meters  $\mathcal{D}_{1,2,3}$ . Only the pointer  $\mathcal{D}_3$  is affected, while  $\mathcal{D}_{1,2}$  remain still: there is no WT joining the corresponding positions. (b) The ‘average trajectories’ obtained from WM of the *momentum* are plotted in solid black: 9 trajectories having their final positions on and near the maximum of the postselected state are shown, along with the reference trajectories (in faded colors).

$\{t_k, \langle \mathbf{r}(t_k) \rangle_W\}$  thus corresponds to the guiding trajectory of the linearized Feynman propagator. For any other choice of postselection  $\langle \mathbf{r}(t_k) \rangle_W$  (where defined) will yield a complex number, with the real part indicating a registered position that will be markedly different from the average position of the wavepacket. The imaginary part of Eq. (10) does not inform on the value of the weakly measured observable (as is the rule for any WV) but is related to the average backaction induced on the weak meter by the postselection [11].

For the purpose of illustration – and to avoid spurious effects due to the quality of the linearized approximation – we will take a 2D time-dependent linear oscillator (TDLO). The linearized propagator for the TDLO is quantum mechanically exact, while the varying amplitudes capture many features of semiclassical systems with more involved dynamics. The TDLO is often employed to model diverse systems, like ions in a trap [12]. The Hamiltonian for the system is  $H = (P_x^2 + P_y^2)/2m + mV_x(t)x^2 + mV_y(t)y^2$  where for definiteness we choose  $V_i(t) = \xi_i - v_i \cos(2\omega_i t)$  ( $i = x, y$ ;  $\xi, v$  and  $\omega$  are constants). The wavefunction (7) is obtained directly by employing standard path integral techniques [9]; the classical trajectories can be found in closed form from the solutions of Ermakov systems [13]. The preselected state (8) is taken as the superposition of 3 Gaussians at the origin with mean momenta as shown in Fig. 1(a). The maximum of each wavepacket then evolves by following the guiding trajectory,  $I$ ,  $II$  or  $III$  shown in Fig. 1.

Let us first set the postselected state (9) with  $\mathbf{r}_f = \mathbf{q}_I(t_f)$  and  $\mathbf{p}_f = \mathbf{p}_I(t_f)$  and let us position the meters  $\mathcal{D}_k$  as shown in Fig. 2(a). The backward evolution of  $|\chi(t_f)\rangle$  simply retraces trajectory  $I$  backwards. Therefore the pointer in  $\mathcal{D}_3$  displays according to Eq. (10) the position  $\mathbf{q}_I(t_3)$  while  $\mathcal{D}_2$  and  $\mathcal{D}_1$  do not move at all (no overlap with  $|\chi(t)\rangle$  at any  $t$ ). One concludes that the ‘particle’ went through  $\mathcal{D}_3$  but not through  $\mathcal{D}_1$  and  $\mathcal{D}_2$ . If instead of  $\mathcal{D}_1$  and  $\mathcal{D}_2$  other meters  $\mathcal{D}'_1$  and  $\mathcal{D}'_2$  positioned as shown in Fig. 3(a) are employed, then these pointers display respectively the WV  $\mathbf{q}_I(t_1)$  and  $\mathbf{q}_I(t_2)$ : the ‘particle’ went through  $\mathcal{D}'_1, \mathcal{D}'_2$  and  $\mathcal{D}_3$ . Hence one concludes (possibly by inserting additional devices) that the ‘particle’ took the WT defined by the classical trajectory  $I$ . Note that according to Eq. (10) there is no quantum state of the form (9) that can yield a WT going through  $\mathcal{D}_1$ ,  $\mathcal{D}_2$  and  $\mathcal{D}_3$ . This is due to the fact, implied by the propagator (5), that there does not exist a wavepacket arriving in the neighborhood of  $\mathbf{r}_f$  at time  $t_f$  that would have previously visited the neighborhoods of  $\mathcal{D}_1$ ,  $\mathcal{D}_2$  and  $\mathcal{D}_3$ .

The last remark highlights the incompatibility between the ‘weak trajectories’ defined here by consecutive WM of the position and the ‘average trajectories’ (AT) defined by a WM of the *momentum* immediately postselected to a given position. By repeating these weak momentum measurements for different postselected positions, a velocity field is obtained. The AT are precisely the trajectories built on this velocity field. They have been experimentally observed recently for photons in a double slit setup [7]. It was previously known [14] that their dynamics is governed by the law of motion of the de Broglie-Bohm theory [15], i.e. by the probability flow, whereas the WT are generated by the semiclassical propagator (5). The mismatch [16] between de Broglie-Bohm and classical trajectories in semiclassical systems hinges on the fact that when wavepackets interfere, the overall mean velocity field differs from the group velocity of each individual wavepacket. The mismatch is illustrated here in Fig. 2(b): we have computed numerically [8] several AT arriving in the neighborhood of  $\mathbf{r}_f = \mathbf{q}_I(t_f)$ . These AT go indeed through  $\mathcal{D}_1$ ,  $\mathcal{D}_2$  and  $\mathcal{D}_3$ : starting near the origin, they first move in the vicinity of the guiding trajectory  $III$ , then travel along trajectory  $II$  and thereafter ‘jump’ so as to move along trajectory  $I$ .

Finally, consider choosing postselection at  $t_f = t_O$  when trajectories  $I, II$  and  $III$  first return to the origin, with the postselected state chosen as the superposition  $\chi_O(\mathbf{r}, t_O) = \sum_j \chi_{\mathbf{r}_f=0, \mathbf{p}_{Oj}}(\mathbf{r}, t_O)$ , with  $\chi_{\mathbf{r}_f=0, \mathbf{p}_{Oj}}$  given by Eq. (9) and  $\mathbf{p}_{Oj} = \mathbf{p}_j(t_O)$ ,  $j = I, II, III$ . Several pointers are positioned as shown in Fig. 3(b). By construction the backward evolution



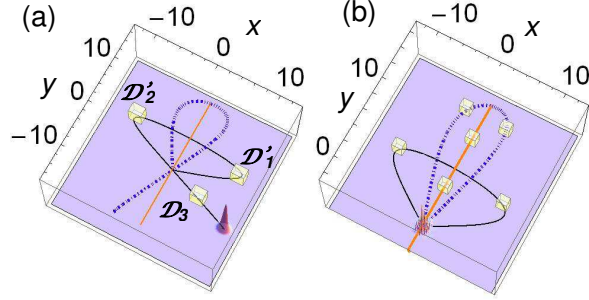


FIG. 3: (a): The postselected wavefunction (the same as displayed in Fig. 2) is shown with the meters  $\mathcal{D}'_1, \mathcal{D}'_2$  and  $\mathcal{D}_3$ . Each of these pointers indicates a weak value  $\mathbf{q}_I(t_k)$ : the evolution of the system along the reference trajectory  $I$  has been measured weakly. (b): Postselection now takes place at  $t_O = 2.84$  when the wavepackets return simultaneously to the origin. The postselected state (defined in the text) is plotted along with the pointers positioned along the reference trajectories  $I, II, III$ . All the meters yield weak values in agreement with their position along the relevant classical trajectory: the semiclassical sum over paths formulation has thus been measured weakly.

of  $\chi_O$  yields a superposition of wavepackets retracing trajectories  $I, II$  and  $III$  respectively. Therefore *all* the pointers will display a WV consistent with their position along one of the three trajectories, indicating the ‘particle’ was there. This is an experimentally realizable way to catch the essence of the path integral approach in the semiclassical regime: weakly interacting meters indicate the ‘particle’ takes *simultaneously* all the available classical paths. In contrast a strong projective measurement would of course yield a definite outcome on only *one* of the paths.

To sum up, we have defined ‘weak trajectories’ allowing to observe the paths taken by a quantum system in the semiclassical regime by direct weak measurements of the position. A consequence worth exploring concerns the possibility of employing this scheme to reconstruct the unknown propagator of a semiclassical system from the observed WT obtained from a grid of weak detectors while filtering postselected states. Possible experimental realizations could be considered in systems in which wavepackets with a controlled dynamics can be engineered [17]. The present setup may also be used in designing pre-post selected quantum paradoxes containing dynamical ingredients.

## Appendix A: Derivation of the evolution equations, Eqs. (2)-(4)

We clarify in this Appendix the assumptions and simplifications leading to the evolution Eqs. (2)-(4).

### 1. Single meter

Let  $U(t, t')$  denote the evolution operator for the system.  $U$  obeys

$$i\hbar\partial_t U(t, t') = H(t)U(t, t') \quad (\text{A1})$$

where  $H(t) = \mathbf{p}^2/2m + V(\mathbf{r}, t)$  is the system Hamiltonian. Let us introduce a meter consisting of a mass positioned at  $\mathbf{R}_\kappa^0$ , that can move freely in the 2D plane. Its spatial wavefunction  $\langle \mathbf{R}_\kappa | \phi_\kappa \rangle$ , assumed to be tightly localized around the central position  $\mathbf{R}_\kappa^0$ , acts as a pointer; for definiteness we can choose a Gaussian wavefunction  $\phi_\kappa(\mathbf{R}_\kappa) = (2/\pi\Delta^2)^{1/2} e^{-(\mathbf{R}_\kappa - \mathbf{R}_\kappa^0)^2/\Delta^2}$ . We represent the interaction between the system and the meter by the interaction Hamiltonian

$$H_\kappa(t) = \gamma(t)\mathbf{r} \cdot \mathbf{R}_\kappa \theta((4\Delta)^2 - |\mathbf{r} - \mathbf{R}_\kappa|^2). \quad (\text{A2})$$

$\theta$  is the unit-step function with its argument indicating the short-range character of the interaction.  $\gamma(t)$  is a smooth even function of  $t$  (symmetric about  $t_\kappa$ ) vanishing outside an interval  $t_\kappa - \tau/2 < t < t_\kappa + \tau/2$  and obeying  $\int_{t_\kappa - \tau/2}^{t_\kappa + \tau/2} \gamma(t) dt = \hbar g$ ;  $\tau$  appears as the duration of the measurement, which will be taken to be short relative to the timescale of the system dynamics.  $t_\kappa$  is the mean time at which the interaction takes place. The interaction is turned on when the system and pointer wavefunctions overlap significantly (ie, above some threshold). The interaction evolution operator between  $t = t_\kappa - \tau/2$  and  $t_\kappa + \tau/2$  is thus given by [21]

$$U_\kappa(t_\kappa + \tau/2, t_\kappa - \tau/2) = \exp\left(-\frac{i}{\hbar} \int_{t_\kappa - \tau/2}^{t_\kappa + \tau/2} H_\kappa(t') dt'\right) \equiv \exp -iI_\kappa \quad (\text{A3})$$

with  $I_\kappa = g\mathbf{r} \cdot \mathbf{R}_\kappa \theta((4\Delta)^2 - |\mathbf{r} - \mathbf{R}_\kappa|^2)$ .  $U_\kappa$  obeys

$$i\hbar\partial_t U_\kappa(t, t') = H_\kappa(t)U_\kappa(t, t'). \quad (\text{A4})$$

We suppose this type of meter, can only be triggered once (it cannot interact again with the system once it has been triggered).

Assume the system wavefunction  $\psi(\mathbf{r}, t)$  enters the region near  $\mathbf{R}_\kappa^0$  triggering the interaction. This happens (by definition) at  $t = t_\kappa - \tau/2$ . The evolution up to  $t = t_\kappa + \tau/2$  is then generated by the total evolution operator  $U_T(t, t_\kappa - \tau/2)$  obtained formally from

$$i\hbar\partial_t U_T(t, t_\kappa - \tau/2) = [H(t) + H_\kappa(t)] U_T(t, t_\kappa - \tau/2). \quad (\text{A5})$$

Since the interaction is weak,  $H_\kappa(t)$  appears as a small perturbation and  $U_T$  is best obtained in the interaction picture. Let  $|\Psi(t_\kappa - \frac{\tau}{2})\rangle \equiv |\psi(t_\kappa - \frac{\tau}{2})\rangle |\phi_\kappa(t_\kappa - \frac{\tau}{2})\rangle$  denote the total wavefunction when the interaction is turned on. Then by definition of the interaction picture (eg [18]) one has

$$\left| \Psi(t_\kappa + \frac{\tau}{2}) \right\rangle = \tilde{U}_T(t_\kappa + \frac{\tau}{2}, t_\kappa - \frac{\tau}{2}) \left| \Psi(t_\kappa - \frac{\tau}{2}) \right\rangle \quad (\text{A6})$$

where

$$\tilde{U}_T(t_\kappa + \frac{\tau}{2}, t_\kappa - \frac{\tau}{2}) \equiv U(t_\kappa + \frac{\tau}{2}, t_\kappa - \frac{\tau}{2}) \tilde{U}_\kappa(t_\kappa + \frac{\tau}{2}, t_\kappa - \frac{\tau}{2}). \quad (\text{A7})$$

$\tilde{U}_\kappa$  is the interaction evolution operator in the interaction picture, formally given by the integral equation

$$\tilde{U}_\kappa(t_\kappa + \frac{\tau}{2}, t_\kappa - \frac{\tau}{2}) = I - \frac{i}{\hbar} \int_{t_\kappa - \frac{\tau}{2}}^{t_\kappa + \frac{\tau}{2}} \tilde{H}_\kappa(t') \tilde{U}_\kappa(t', t_\kappa - \frac{\tau}{2}) dt' \quad (\text{A8})$$

where  $\tilde{H}_\kappa(t')$  is the interaction Hamiltonian in the interaction picture

$$\tilde{H}_\kappa(t) = U^{-1}(t, t_\kappa - \frac{\tau}{2}) H_\kappa(t) U(t, t_\kappa - \frac{\tau}{2}). \quad (\text{A9})$$

To first order in the interaction Eq. (A8) yields

$$\tilde{U}_\kappa(t_\kappa + \frac{\tau}{2}, t_\kappa - \frac{\tau}{2}) = I - \frac{i}{\hbar} \int_{t_\kappa - \frac{\tau}{2}}^{t_\kappa + \frac{\tau}{2}} \tilde{H}_\kappa(t') dt'. \quad (\text{A10})$$

The computation of Eq. (A10) can be simplified by assuming that the duration of the interaction  $\tau$  is small relative to the system evolution. The Taylor expansion of  $U(t)$ , a standard tool when determining the evolution operator in time dependent problems [19] can then be simplified by taking the sole zero order term  $U(t, t_\kappa - \tau/2) \approx U(t_\kappa, t_\kappa - \tau/2)$ . Using this approximation in Eq. (A9) with  $t = t_\kappa + \tau/2$  Eq. (A10) becomes

$$\tilde{U}_\kappa(t_\kappa + \frac{\tau}{2}, t_\kappa - \frac{\tau}{2}) \approx U^{-1}(t_\kappa, t_\kappa - \frac{\tau}{2}) \exp(-iI_\kappa) U(t_\kappa, t_\kappa - \frac{\tau}{2}). \quad (\text{A11})$$

where we have identified the first order of the exponential with the exact operator (since the interaction is weak) and used Eq. (A3). The wavefunction (A6) after the interaction takes

the form

$$\left| \Psi(t_\kappa + \frac{\tau}{2}) \right\rangle \approx U(t_\kappa + \frac{\tau}{2}, t_\kappa) \exp(-iI_\kappa) U(t_\kappa, t_\kappa - \frac{\tau}{2}) \left| \Psi(t_\kappa - \frac{\tau}{2}) \right\rangle \quad (\text{A12})$$

$$\approx U(t_\kappa + \frac{\tau}{2}, t_\kappa) \exp(-iI_\kappa) |\psi(t_\kappa)\rangle |\phi_\kappa\rangle \quad (\text{A13})$$

whose physical meaning is transparent: the time-dependent interaction that takes place between  $t_\kappa - \tau/2 < t < t_\kappa + \tau/2$  appears as an effective interaction applied at  $t = t_\kappa$  (the mean interaction time), the system evolving "freely" between  $t_\kappa - \tau/2$  and  $t_\kappa$  and again between  $t_\kappa$  and  $t_\kappa + \tau/2$ . For times  $t > t_\kappa + \tau/2$  the system is of course subjected to its own self-evolution  $U(t_f, t_\kappa + \tau/2)$  until a standard projective measurement is made at  $t = t_f$  to post-select to a final state  $|\chi(t_f)\rangle$ . Since

$$\langle \chi(t_f) | U(t_f, t_\kappa + \tau/2) U(t_\kappa + \frac{\tau}{2}, t_\kappa) \exp(-iI_\kappa) |\psi(t_\kappa)\rangle = \langle \chi(t_\kappa) | \exp(-iI_\kappa) |\psi(t_\kappa)\rangle \quad (\text{A14})$$

the postselected state can be said to evolve backward up to the effective interaction time  $t_\kappa$ . At this point, the procedures usually employed in the weak measurement literature are applied to the right handside of Eq. (A14) to derive the weak value.

## 2. Several meters

We now extend the formulas derived above for a single meter to the case involving several pointers. In order to obtain a simple compact formula, it is convenient to work with a time-ordered sequence of interacting pointers. The physical picture one should then have in mind is that of a single localized wavepacket interacting successively with several pointers (this is how trajectories can be defined operationally). Indeed, if the wavefunction is widely extended in space, it can in principle interact simultaneously with several meters and the global evolution operator cannot be simplified. If the wavefunction has different branches, like a superposition of localized wavepackets, then each branch gives rise to its own sequence [22].

Assume we have overall  $N$  meters. As above the spatial wavefunction of each meter acts as a pointer, and the system-meter interaction is encapsulated in the Hamiltonian  $H_\kappa$  given by Eq. (A2) where  $\kappa = 1, \dots, N$  labels the  $\kappa$ th meter as determined by its position. Although the way in which the  $N$  meters are positioned is not particularly important, it makes sense to envisage they are positioned in a grid. Then only a handful  $n$  of these  $N$  meters will interact

with the system wavepacket. The order in which the meters will interact depends on the wavepacket initial position and dynamics. We relabel the meters with the index  $k$ , reflecting the order of interaction with the system ( $k = 1$  corresponds to the meter interacting first with the system,  $k = 2$  to the second meter having interacted with the system etc.); the correspondence between  $\kappa$  (which is fixed) and  $k$  depends obviously on the system dynamics. This relabeling can be done beforehand if the system dynamics is known, or retrospectively if the system dynamics is to be inferred.

At any rate, once the relabeling is done, the initial state  $|\Psi(t_i)\rangle = |\psi(t_i)\rangle \prod_{\kappa=1}^N |\phi_\kappa\rangle$  can be rewritten (disregarding the  $N - n$  meters that will not be interacting with the wavefunction) as

$$|\Psi(t_i)\rangle = |\psi(t_i)\rangle \prod_{k=1}^n |\phi_k\rangle. \quad (\text{A15})$$

Let us denote, similarly to the single meter case, the mean interaction time of the system with the first ( $k = 1$ ) meter by  $t_1$ . The system evolves from  $t_i$  to  $t_1 - \tau/2$  according to its own self-evolution  $U(t_1 - \tau/2, t_i)$ , and then the interaction takes place for  $t_1 - \tau/2 < t < t_1 + \tau/2$ . Hence according to Eq. (A13), after the interaction with the first meter has ended the global state becomes

$$\left| \Psi(t_1 + \frac{\tau}{2}) \right\rangle = U(t_1 + \frac{\tau}{2}, t_1) \exp(-iI_1) U(t_1, t_i) |\psi(t_i)\rangle |\phi_1\rangle \prod_{k=2}^n |\phi_k\rangle. \quad (\text{A16})$$

Right before interacting with the second ( $k = 2$ ) meter, the self-evolution of the system evolves the quantum state to

$$\left| \Psi(t_2 - \frac{\tau}{2}) \right\rangle = U(t_2 - \frac{\tau}{2}, t_1 + \frac{\tau}{2}) \left| \Psi(t_1 + \frac{\tau}{2}) \right\rangle \quad (\text{A17})$$

$$= U(t_2 - \frac{\tau}{2}, t_1) \exp(-iI_1) U(t_1, t_i) |\psi(t_i)\rangle \prod_{k=1}^n |\phi_k\rangle. \quad (\text{A18})$$

The interaction of the system with the second meter in the interval  $t_2 - \tau/2 < t < t_2 + \tau/2$  is treated again by using Eqs. (A12)-(A13) with  $k = 2$  yielding

$$\left| \Psi(t_2 + \frac{\tau}{2}) \right\rangle = U(t_2 + \frac{\tau}{2}, t_2) \exp(-iI_2) U(t_2, t_2 - \frac{\tau}{2}) \left| \Psi(t_2 - \frac{\tau}{2}) \right\rangle \quad (\text{A19})$$

$$= U(t_2 + \frac{\tau}{2}, t_2) \exp(-iI_2) U(t_2, t_1) \exp(-iI_1) U(t_1, t_i) |\psi(t_i)\rangle \prod_{k=1}^n |\phi_k\rangle. \quad (\text{A20})$$

The same procedure is followed for the subsequent interactions.

After the system has interacted with the last meter the self-evolution up to the post-selection time  $t_f$  gives the additional term  $U(t_f, t_n)$ , from which Eq. (2) is obtained:

$$|\Psi(t_f)\rangle = U(t_f, t_n)e^{-iI_n}U(t_n, t_{n-1})\dots e^{-iI_1}U(t_1, t_i)|\psi(t_i)\rangle \prod_{k=1}^n |\phi_k\rangle. \quad (\text{A21})$$

Finally, each interaction exponential is expanded to first order in  $g$ , and upon post-selection, the projection  $\prod_{j=1}^n \langle \mathbf{R}_j | \langle \chi(t_f) | \Psi(t_f) \rangle$  becomes (keeping only the terms to first order in  $g$ )

$$\prod_{j=1}^n \langle \mathbf{R}_j | \langle \chi(t_f) | \Psi(t_f) \rangle = \langle \chi(t_f) | U(t_f, t_i) - \sum_{k=1}^n iU(t_f, t_k)I_kU(t_k, t_i) |\psi(t_i)\rangle \prod_{j=1}^n \phi_j(\mathbf{R}_j). \quad (\text{A22})$$

Factorizing  $\langle \chi(t_f) | U(t_f, t_i) |\psi(t_i)\rangle$  and re-exponentiating the first-order expression gives Eq. (3). This completes the derivation of the evolution equation for the system weakly coupled to a series of weak meters.

## Appendix B: Determination of the ‘‘Average Trajectories’’

We briefly recall in this Appendix how ‘‘Average Trajectories’’ arise from weak measurements and detail how the trajectories plotted in Fig. 2(b) were computed.

### 1. Velocity field and weak measurements

The standard well-known form of the quantum mechanical probability current for the system is

$$\mathbf{j}(\mathbf{r}, t) = \frac{i\hbar}{2m} [\psi(\mathbf{r}, t)\nabla\psi^*(\mathbf{r}, t) - \psi^*(\mathbf{r}, t)\nabla\psi(\mathbf{r}, t)]. \quad (\text{B1})$$

From the current density we can define (by analogy eg with classical fluid mechanics) a velocity field through

$$\mathbf{v}(\mathbf{r}, t) = \frac{\mathbf{j}(\mathbf{r}, t)}{|\psi(\mathbf{r}, t)|^2}. \quad (\text{B2})$$

This gives the local velocity along the streamlines of the probability flow. In the de Broglie-Bohm interpretation of quantum mechanics [15], where particles are assumed to move along these streamlines,  $\mathbf{v}(\mathbf{r}, t)$  represents the velocity of the Bohmian particle. Employing the polar decomposition  $\psi(\mathbf{r}, t) \equiv \rho^{1/2}(\mathbf{r}, t) \exp(i\sigma(\mathbf{r}, t)/\hbar)$ , Eqs. (B1) and (B2) give

$$\mathbf{v}(\mathbf{r}, t) = \frac{\nabla\sigma(\mathbf{r}, t)}{m}. \quad (\text{B3})$$

Consider now a weak measurement of the momentum immediately followed by a projective position measurement, with a postselection to some given state  $|\chi\rangle \equiv |\mathbf{r}\rangle$ . The corresponding weak value  $\langle \mathbf{p} \rangle_W$  is obtained by applying Eq. (1), yielding

$$\langle \mathbf{p} \rangle_W = \frac{\langle \chi | \hat{\mathbf{p}} | \psi \rangle}{\langle \chi | \psi \rangle} \quad (\text{B4})$$

$$= m\mathbf{v}(\mathbf{r}, t) - i\hbar \frac{\nabla \rho(\mathbf{r}, t)}{2\rho(\mathbf{r}, t)}. \quad (\text{B5})$$

The real part of the weak value, which is the part that is experimentally measurable [11], is proportional to the hydrodynamic velocity field defined by Eqs. (B2) or (B3).

Note that  $\langle \mathbf{p} \rangle_W$  can also be given an 'operational' derivation in terms of position measurements [14]: assume the position is weakly measured at time  $t$  and strongly measured immediately after at time  $t + \varepsilon$  and found at position  $\mathbf{r}_f$ . The weak value of the position consistent with the post-selection at  $\mathbf{r}_f$  is given by

$$\langle \mathbf{r} \rangle_W = \frac{\langle \mathbf{r}_f | e^{-iH\varepsilon/\hbar} \hat{\mathbf{r}} | \psi \rangle}{\langle \mathbf{r}_f | e^{-iH\varepsilon/\hbar} | \psi \rangle}. \quad (\text{B6})$$

To first order in  $\varepsilon \rightarrow 0$  one obtains after some manipulations

$$\frac{\langle \mathbf{p} \rangle_W}{m} = \frac{1}{\varepsilon} (\mathbf{r}_f - \langle \mathbf{r} \rangle_W) \quad (\text{B7})$$

so that the velocity field appears as the real part of the difference  $(\mathbf{r}_f - \langle \mathbf{r} \rangle_W)/\varepsilon$ . Since experimentally  $\langle \mathbf{r} \rangle_W$  is obtained by averaging over several runs, the trajectories inferred from the velocity field appear as ‘‘average trajectories’’. From a formal standpoint  $\langle \mathbf{r} \rangle_W$  is a transition matrix element where the final position is perfectly well localized but the ‘‘initial’’ position (at time  $t$ ) is not defined better than  $\psi(\mathbf{r}, t)$  is; hence Eq. (B7) involves averaging over this spatial region. Another different sense in which these trajectories can be said to be ‘‘average’’ is that the velocity field (B2) is defined from the *net* flow: if several waves propagating in different directions overlap,  $\mathbf{v}(\mathbf{r}, t)$  is the velocity of the resulting flow averaged from the flows produced by the individual waves. This is what makes the average trajectories unclassical even in the classical limit [20].

## 2. Computation of the ‘‘average trajectories’’

Computing the average trajectories means computing the Bohmian trajectories [15]. The usual method involves 3 steps: (i) Obtain the wavefunction of the system, here given by

$\psi(\mathbf{r}, t) = \sum_j c_j \psi_{\mathbf{r}_0, \mathbf{p}_j}(\mathbf{r}, t)$  where  $\psi_{\mathbf{r}_0, \mathbf{p}_j}(\mathbf{r}, t)$  is computed from Eq. (7); (ii) Compute the logarithmic derivatives  $\partial_\alpha \psi(\mathbf{r}, t) / \psi(\mathbf{r}, t)$  with  $\alpha = x, y$  whose imaginary part is proportional to  $\mathbf{v}(\mathbf{r}, t)$ ; (iii) Integrate the equations

$$\begin{cases} \frac{dx}{dt} = \frac{\hbar}{m} \text{Im} \frac{\partial_x \psi(x, y, t)}{\psi(x, y, t)} \\ \frac{dy}{dt} = \frac{\hbar}{m} \text{Im} \frac{\partial_y \psi(x, y, t)}{\psi(x, y, t)} \end{cases} \quad (\text{B8})$$

whose solution starting from a known initial position  $(x_i, y_i)$  is unique.

Here, in order to obtain the average trajectories shown in Fig. 2(b) we have determined  $\psi(\mathbf{r}, t)$  for the TDLO from the linearized propagator (which turns out to be the exact quantum-mechanical propagator in this case). The boundary condition was taken at the final position  $\mathbf{r}_f = \mathbf{q}_I(t_f)$  (at  $t = t_f$ ) and Eq. (B8) was integrated backward in time [23]. 9 trajectories are shown in Fig. 2(b): the one at position  $\mathbf{r}_f = \mathbf{q}_I(t_f)$  (which corresponds to the maximum of the probability distribution) and 8 other trajectories in the neighborhood of that point, with final positions  $(x_f, y_f) = (x_I(t_f) \pm 0.05, y_I(t_f) \pm 0.05)$  where the number 0.05 is given in the same units as those of the figure.

- 
- [1] M. Brack and R Bhaduri, *Semiclassical physics* (Westview, Boulder, 1997);
  - [2] M. R. Haggerty et al, Phys. Rev. Lett. 81, 1592 (1998); A. Matzkin et al, Phys. Rev. A 68, 061401(R) (2003); Z. Chen et al, Phys. Rev. Lett. 102, 244103 (2009); J. D. Wright et al, Phys. Rev. A 81, 063409 (2010)
  - [3] Y. Aharonov et al Phys. Rev. Lett. 60, 1351 (1988).
  - [4] Y. Aharonov et al Phys. Today 63, 11, 27 (2010).
  - [5] O. Hosten and P. Kwiat, Science 319, 787 (2008); P. Ben Dixon et al Phys. Rev. Lett. 102, 173601 (2009).
  - [6] See eg Y. Aharonov and A. Botero Phys. Rev. A 72, 052111 (2005); G. Mitchison et al, Phys. Rev. A 76, 062105 (2007); J. S. Lundeen and A. M. Steinberg, Phys. Rev. Lett. 102, 020404 (2009); A. Tanaka Phys. Lett. A 297 307 (2002); Y. Kedem and L. Vaidman Phys. Rev. Lett. 105, 230401 (2010); M. Iinuma et al, N. J. Phys. 13 033041 (2011); M.E. Goggin et al, Proc. Natl. Acad. Sci. U.S.A. 108, 1256 (2011).
  - [7] Kocsis et al, Science 332, 1170 (2011).
  - [8] See Appendix for details.



- [9] L. S. Schulman *Techniques and Applications of Path Integration* (Wiley, New York, 1996).
- [10] E. J. Heller in *Chaos and Quantum Physics* (Elsevier, Amsterdam, 1991), Ch. 9.
- [11] A. M. Steinberg, Phys Rev Lett 74 2405 (1995); J. Dressel and A. N. Jordan, Phys. Rev. A 85 012107 (2012).
- [12] N. Menicucci and G. J. Milburn, Phys Rev A 76 052105 (2007).
- [13] S.V. Lawande and A.K. Dhara, Phys. Rev. A 30 560 (1984).
- [14] H. Wiseman, N. J. Phys. 9, 165 (2007).
- [15] D. Bohm and B.J. Hiley *The Undivided Universe* (London: Routledge,1993). P. R. Holland *The quantum theory of motion* (Cambridge, Cambridge University Press, 1993).
- [16] A. Matzkin Found Phys 39 903 (2009).
- [17] J. J. Mestayer et al, Phys. Rev. Lett. 99 183003 (2007); A. Buchleitner et al, Phys. Rep. 368 409 (2002).
- [18] See Sec. 1.16 of W. H. Louisell *Statistical properties of radiation* (Wiley, New York, 1973).
- [19] D. Lauvergnat, S. Blasco, X. Chapisat and A. Nauts, J. Chem. Phys 126, 204103.
- [20] A. Matzkin and V. Nurock, Studies in Hist Phil. Science B 39, 17, (2008).
- [21] Note that there is no time-ordering problem since  $H_\kappa$  commutes with itself at different times.
- [22] Recall that as mentioned in the paper, we are disregarding the meters that would be positioned in regions where different branches overlap – the behavior of such meters are not covered by the present treatment.
- [23] The exact momenta are  $\mathbf{p}_{I,II,III} = (17, 7), (-7, 15), (0, 15)$  and the coefficients in Eq. (8) are  $c_{I,II,III} = 0.32, 0.35, 0.33$  .