

Sequential Coding of Markov Sources over Burst Erasure Channels

Farrokh Etezadi, Ashish Khisti and Mitchell Trott

Abstract—We study sequential coding of Markov sources under an error propagation constraint. An encoder sequentially compresses a sequence of vector-sources that are spatially i.i.d. but temporally correlated according to a first-order Markov process. The channel erases up to B packets in a single burst, but reveals all other packets to the destination. The destination is required to reproduce all the source-vectors instantaneously and in a lossless manner, except those sequences that occur in an *error propagation window* of length $B + W$ following the start of the erasure burst. We define the rate-recovery function $R(B, W)$ — the minimum achievable compression rate per source sample in this framework — and develop upper and lower bounds on this function. Our upper bound is obtained using a random binning technique, whereas our lower bound is obtained by drawing connections to multi-terminal source coding. Our upper and lower bounds coincide, yielding $R(B, W)$, in some special cases. More generally, both the upper and lower bounds equal the rate for predictive coding plus a term that decreases as $\frac{1}{W+1}$, thus establishing a scaling behaviour of the rate-recovery function.

For a special class of *semi-deterministic* Markov sources we propose a new optimal coding scheme: *prospicient coding*. An extension of this coding technique to Gaussian sources is also developed. For the class of symmetric Markov sources and memoryless encoders, we establish the optimality of random binning. When the destination is required to reproduce each source sequence with a fixed delay and when $W = 0$ we also establish the optimality of binning.

Index Terms—Streaming source coding, Rate-distortion Theory, Sequential coding, Source coding, Video coding.

I. INTRODUCTION

Trade-off between compression efficiency and error resilience is fundamental to any video compression system. In live video streaming, an encoder observes a sequence of correlated video frames and produces a compressed bit-stream that is transmitted to the destination. If the underlying channel is an ideal bit-pipe, it is well known that predictive coding [1] achieves the optimum compression rate. Unfortunately packet losses are unavoidable in many emerging video distribution systems with stringent delay constraints. Predictive coding is highly sensitive to such packet losses and can lead to a significant amount of error propagation. In practice various mechanisms have been engineered to prevent such losses. For example video codecs use a group of picture (GOP) architecture, where intra-frames are periodically inserted to limit the effect of error propagation. Forward error correction codes can also be applied to compressed bit-streams to recover any missing packets [2], [3]. Modifications to predictive

coding, such as leaky-DPCM [4], [5], have been proposed in the literature to deal with packet losses. The robustness of distributed video coding techniques in such situations has been studied in e.g., [6], [7].

Information theoretic analysis of video coding has received significant attention in recent times, see e.g., [8]–[10] and the references therein. These works focus primarily on the source coding aspects of video. The *source process* is modeled as a sequence of vectors, each of which is spatially i.i.d. and temporally correlated. The encoder is generally restricted to be either causal or having a limited look-ahead. The destination is required to output each source vectors in a sequential manner. However all of these works assume an ideal channel with no packet losses. To our knowledge, even the effect of a single isolated packet loss is not fully understood [11].

In this work, we study a fundamental trade-off between error propagation and compression rate in sequential source coding when the channel introduces packet losses. The encoder compresses the source-vector sequence in a causal manner and the receiver is required to recover each source sequence in an instantaneous and lossless manner. The channel introduces a burst of B erasures and the destination is not required to recover $B + W$ source sequences following the start of the erasure burst. We introduce the *rate-recovery function* $R(B, W)$ — the minimum achievable compression rate in this framework. Upper and lower bounds on this function are developed. The upper bound is obtained using a binning based scheme. The lower bound is obtained by drawing connections to a multi-terminal source coding problem. Conditions under which the upper and lower bounds coincide are discussed. In particular we establish that the rate-recovery function equals the predictive coding rate plus a term that decreases as $\frac{1}{W+1}$, where W is the length of the error propagation window.

We study special class of sources for which the binning based upper bound can be improved by exploiting the underlying structure. First we consider the linear semi-deterministic Markov source and develop a new coding technique — *prospicient coding* that meets the lower bound for all values of B and W . In our proposed scheme, we first transform the linear semi-deterministic source into a simpler diagonally-correlated source. For the latter class, we provide an explicit coding scheme that meets the lower bound. We also extend the proposed coding technique to an i.i.d. Gaussian source process, where the receiver is required to recover source sequences in a sliding window of fixed length. Numerical results indicate significant improvements of the proposed coding scheme over techniques such as FEC based coding and naive binning.

For the class of *symmetric sources*, with an additional assumption of a *memoryless encoder*, we establish the optimality

Farrokh Etezadi (fetezadi@comm.utoronto.ca) and Ashish Khisti (akhisti@comm.utoronto.ca) are with the University of Toronto, Toronto, ON, Canada, Mitchell Trott is with HP Labs, Palo Alto, USA. The authors are listed alphabetically. This work was supported by an NSERC Discovery Research Grant and a Hewlett-Packard Innovation Research Program award.




Fig. 1. Problem Setup: The encoder output f_j is a function of the source sequences up to time j i.e., $s_0^n, s_1^n, \dots, s_j^n$. The channel introduces an erasure burst of length B . The decoder produces \hat{s}_j^n upon observing the sequence g_0^j . As indicated decoder is not required to produce those source sequences that fall in a window of length $B + W$ following the start of an erasure burst.

of a binning based technique. This is done by establishing a connection with another multi-terminal source coding problem — the *Zig-Zag source network* with side information [12]. For our streaming problem, we need to only lower bound the sum-rate for this network, which we do by exploiting the symmetric nature of the underlying sources.

As another extension, we consider the case when the decoder is allowed a fixed decoding delay of T frames. When $W = 0$ we again establish the optimality of binning. For the converse, we introduce a periodic erasure channel of period $B + T + 1$, where the first B packets are erased. We argue that the decoder can recover each of the remaining source sequences by their deadline and invoke the source coding theorem to find a lower bound on the rate-recovery function.

The remainder of the paper is organized as follows. The problem setup is described in Section II and a summary of the main results is provided in Section III. Our upper and lower bounds on the rate-recovery function are established in section IV. The propicient coding scheme is described for the class of diagonally correlated deterministic sources in Section V, for the linear deterministic sources in Section VI and for Gaussian sources in Section VII. The optimality of binning for symmetric sources is established in Section VIII whereas the case of delay-constrained decoder is treated in section IX. Conclusions are provided in section X.

II. PROBLEM STATEMENT

In this section we describe the source and channel models as well as our notion of an error-propagation window and the associated rate-recovery function.

A. Source Model

We consider a semi-infinite stationary vector source process $\{s_t^n\}_{t \geq 0}$ whose¹ symbols (defined over some finite alphabet \mathcal{S}) are drawn independently across the spatial dimension and from

¹In establishing our coding theorems we assume that the source process starts at $t = -1$ (or before if required) and that all the sequences with a negative index are revealed to the destination. We will also assume that the transmission terminates after a sufficiently long period.

a first-order Markov chain across the temporal dimension, i.e., for each $t \geq 1$,

$$\Pr(s_t^n = s_t^n \mid s_{t-1}^n = s_{t-1}^n, s_{t-2}^n = s_{t-2}^n, \dots) = \prod_{j=1}^n p_{s_1|s_0}(s_{t,j} \mid s_{t-1,j}), \quad \forall t \geq 1. \quad (1)$$

We assume that the underlying random variables $\{s_t\}_{t \geq 0}$ constitute a time-invariant, stationary and a first-order stationary Markov chain with a common marginal distribution denoted by $p_s(\cdot)$. Such models are used in earlier works on sequential source coding. See e.g., [9] for some justification. We remark that the results for the lossless recovery also generalize when the source sequence is a stationary process (not necessarily i.i.d.) in the spatial dimension. However the extension to higher order Markov process appears non-trivial.

B. Channel Model

The channel introduces an erasure burst of size B , i.e. for some particular $j \geq 0$, it introduces an erasure burst such that $g_i = \star$ for $i \in \{j, j+1, \dots, j+B-1\}$ and $g_i = f_i$ otherwise i.e.,

$$g_i = \begin{cases} \star, & i \in [j, j+1, \dots, j+B-1] \\ f_i, & \text{else.} \end{cases} \quad (2)$$

C. Rate-Recovery Function

A rate- R causal encoder maps the sequence $\{s_i^n\}_{i \geq 0}$ to an index $f_i \in [1, 2^{nR}]$ according to some function

$$f_i = \mathcal{F}_i(s_0^n, \dots, s_i^n) \quad (3)$$

for each $i \geq 0$. For most of our discussion we will assume causal encoders. Furthermore, a *memoryless* encoder satisfies $\mathcal{F}_i(s_0^n, \dots, s_i^n) = \mathcal{F}_i(s_i^n)$ i.e., the encoder does not use the knowledge of the past sequences. Naturally a memoryless encoder is very restricted and we will only use it to establish some special results.

Upon observing the sequence $\{g_i\}_{i \geq 0}$ the decoder is required to perfectly recover all the source sequences using decoding functions

$$\hat{s}_i^n = \mathcal{G}_i(g_0, g_1, \dots, g_i), \quad i \notin \{j, \dots, j + B + W - 1\}. \quad (4)$$

where j denotes the time at which the erasure burst starts in (2). It is however not required to produce the source sequences in the window of length $B + W$ following the start of an erasure burst. We call this period the error propagation window. The setup is shown in Fig. 1.

A rate $R(B, W)$ is feasible if there exists a sequence of encoding and decoding functions and a sequence ϵ_n that approaches zero as $n \rightarrow \infty$ such that, $\Pr(s_i^n \neq \hat{s}_i^n) \leq \epsilon_n$ for all $i \notin \{j, \dots, j + B + W - 1\}$. We seek the minimum feasible rate $R(B, W)$, which we define to be the *rate-recovery* function.

III. MAIN RESULTS

In this section we discuss the main results of this paper.

A. Upper and Lower Bounds

Theorem 1. *For any stationary first-order Markov source process the rate-recovery function satisfies $R^-(B, W) \leq R(B, W) \leq R^+(B, W)$ where*

$$R^+(B, W) = H(s_1|s_0) + \frac{1}{W+1} I(s_B; s_{B+1}|s_0), \quad (5)$$

$$R^-(B, W) = H(s_1|s_0) + \frac{1}{W+1} I(s_B; s_{W+B+1}|s_0). \quad (6)$$

Notice that the upper and lower bound coincide for $W = 0$ and $W \rightarrow \infty$, yielding the rate-recovery function in these cases. More generally we can interpret the term $H(s_1|s_0)$ as the rate associated with ideal predictive coding in absence of any erasures. Theorem 1 suggests that the rate-recovery function equals $H(s_1|s_0)$ plus a term that decreases as $\frac{1}{W+1}$.

The upper bound is obtained using a binning based scheme. At each time the encoding function f_i in (3) is the bin-index of a Slepian-Wolf codebook [13]. Following an erasure burst in $[j, j + B - 1]$, the decoder collects $f_{j+B}, \dots, f_{j+W+B}$ and attempts to jointly recover all the underlying sources at $t = j + W + B$. The following corollary provides an alternate expression for the achievable rate and makes the connection to the binning technique more explicit.

Corollary 1. *For any first order Markov source process defined in Section II-A, the upper bound in (5) can also be expressed as*

$$R^+(B, W) = \frac{1}{W+1} H(s_{B+1}, s_{B+2}, \dots, s_{B+W+1}|s_0). \quad (7)$$

The proof of Corollary 1 is provided in Appendix A. Although our framework assumes a single isolated erasure burst, we note that the coding scheme enables recovery in the presence of multiple erasure bursts, provided there is a guard interval of at least $W + 1$ between these bursts.

Our lower bound involves two key ideas that we illustrate below for the case when $W = 1$ and $B = 1$. First we develop

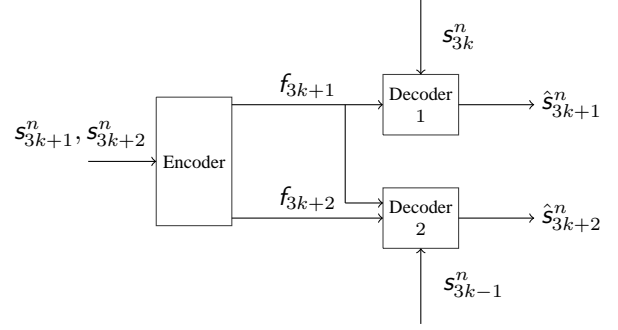


Fig. 2. A Multi-terminal Source Coding Problem related to the proposed streaming setup. The erasure at time $t = 3k$ leads to two virtual decoders with different side information as shown.

the following equivalent expression of (6) which is easier to interpret:

$$R^-(B = 1, W = 1) = H(s_1|s_0) + \frac{1}{2} I(s_1; s_3|s_0) \quad (8)$$

$$= H(s_1|s_0) + \frac{1}{2} H(s_3|s_0) - \frac{1}{2} H(s_3|s_0, s_1) \quad (9)$$

$$= \frac{1}{2} H(s_1, s_2|s_0) + \frac{1}{2} H(s_3|s_0) - \frac{1}{2} H(s_3|s_1) \quad (10)$$

$$= \frac{1}{2} H(s_1|s_0, s_2) + \frac{1}{2} H(s_3|s_0) \quad (11)$$

where both (10) and (11) follow from the first-order Markov Chain property $s_0 \rightarrow s_1 \rightarrow s_2 \rightarrow s_3$.

Our first idea is to introduce a *periodic erasure channel* where every third packet gets erased i.e., $g_k = \star$ for $t = 3k, k = 0, 1, 2, \dots$. We claim that even on such a channel every third source sequence must be recovered. Suppose the destination does not receive f_0 but observes $g_1 = f_1$ and $g_2 = f_2$. It must recover s_2^n at $t = 2$. At this point, because of the Markov nature of the source process, it becomes synchronized with the encoder i.e., the effect of earlier erasures is no longer relevant. Thus it treats the new erasure at time $t = 3$ as the only erasure it has observed so far. Upon receiving f_4 and f_5 it must recover s_5^n at $t = 5$. More generally, it is able to recover s_{3k+2}^n at $t = 3k + 2$ upon sequentially observing $\{f_{3i+1}, f_{3i+2}\}_{0 \leq i \leq k}$ and missing $\{f_{3i}\}_{0 \leq i \leq k}$. From the source coding theorem we must have

$$2kR \geq H(f_1, f_2, f_4, f_5, \dots, f_{3k-2}, f_{3k-1}) \quad (12)$$

$$\geq H(s_2^n, s_5^n, \dots, s_{3k-1}^n) \quad (13)$$

$$\geq n(k-1)H(s_3|s_0) \quad (14)$$

which, upon taking $k \rightarrow \infty$ yields $R \geq \frac{1}{2} H(s_3|s_0)$.

The above argument only takes into account one constraint — when there is an erasure, the destination needs to recover the source sequences with $W = 1$. Hence it is missing the term of $\frac{1}{2} H(s_1|s_0, s_2)$ that appears in (11). To recover this term, we need to take into account for the second constraint — in absence of erasures the destination must recover each source sequence instantaneously.

Our second key idea is to introduce a multi-terminal source coding problem with one encoder and two decoders that simultaneously captures both these constraints. This is

illustrated in Fig. 2. The encoder is revealed (s_{3k+1}^n, s_{3k+2}^n) and produces outputs f_{3k+1} and f_{3k+2} . Decoder 1 needs to recover s_{3k+1}^n given f_{3k+1} and s_{3k}^n while decoder 2 needs to recover s_{3k+2}^n given s_{3k+1}^n and (f_{3k+1}, f_{3k+2}) . Thus decoder 1 corresponds to the steady state behaviour of the system when there is no loss while decoder 2 corresponds to the recovery immediately after an erasure. For the above multi-terminal problem, we establish a simple lower bound on the symmetric rate $R = \frac{1}{n}H(f_{3k-1}) = \frac{1}{n}H(f_{3k})$ as follows:

$$2nR \geq H(f_{3k+1}, f_{3k+2}) \geq H(f_{3k+1}, f_{3k+2} | s_{3k-1}^n) \quad (15)$$

$$= H(f_{3k+1}, f_{3k+2}, s_{3k+2}^n | s_{3k-1}^n) - H(s_{3k+2}^n | f_{3k+1}, f_{3k+2}, s_{3k-1}^n) \quad (16)$$

$$\geq H(f_{3k+1}, s_{3k+2}^n | s_{3k-1}^n) - n\varepsilon_n \quad (17)$$

$$\geq H(s_{3k+2}^n | s_{3k-1}^n) + H(f_{3k+1} | s_{3k+2}^n, s_{3k-1}^n) - n\varepsilon_n$$

$$\geq H(s_{3k+2}^n | s_{3k-1}^n) + H(f_{3k+1} | s_{3k+2}^n, s_{3k}^n, s_{3k-1}^n) - n\varepsilon_n \quad (18)$$

$$\geq H(s_{3k+2}^n | s_{3k-1}^n) + H(s_{3k+1}^n | s_{3k+2}^n, s_{3k}^n, s_{3k-1}^n) - 2n\varepsilon_n \quad (19)$$

$$\geq H(s_{3k+2}^n | s_{3k-1}^n) + H(s_{3k+1}^n | s_{3k+2}^n, s_{3k}^n) - 2n\varepsilon_n \quad (20)$$

$$= nH(s_3 | s_0) + nH(s_1 | s_2, s_0) - 2n\varepsilon_n \quad (21)$$

where (17) follows from the fact that s_{3k+2}^n must be recovered from $(f_{3k+1}, f_{3k+2}, s_{3k-1}^n)$ at decoder 2 hence Fano's inequality applies and (18) follows from the fact that conditioning reduces entropy. (19) follows from Fano's inequality applied to decoder 1 and finally (20) follows from the Markov chain associated with the source process. Dividing throughout by n in (21) and taking $n \rightarrow \infty$ recover the desired lower bound (11).

To apply the above lower bound in the streaming setup, we need to take into account that the decoders have access to codeword indices rather than side-information sequences. Furthermore the encoder has access to all the past source sequences. The formal proof of the lower bound is presented in Sec. IV. While inspired by the above ideas, it is somewhat more direct.

B. Linear Semi-Deterministic Markov Sources

We propose a special class of source models — linear semi-deterministic Markov sources — for which the lower bound in (6) is tight. Our proposed coding scheme is most natural for a subclass of deterministic sources defined below.

Definition 1. (*Linear Diagonally Correlated Deterministic Sources*) The alphabet of a linear diagonally correlated deterministic source consists of K sub-symbols i.e.,

$$\mathbf{s}_i = (s_{i,0}, \dots, s_{i,K}) \in \mathcal{S}_0 \times \mathcal{S}_1 \times \dots \times \mathcal{S}_K, \quad (22)$$

where each $\mathcal{S}_i = \{0, 1\}^{N_i}$ is a binary sequence. Suppose that the sub-sequence $\{s_{i,0}\}_{i \geq 0}$ is an i.i.d. sequence sampled uniformly over \mathcal{S}_0 and for $1 \leq j \leq K$, the sub-symbol $s_{i,j}$ is a linear deterministic function² of $s_{i-1,j-1}$ i.e.,

$$s_{i,j} = \mathbf{R}_{j,j-1} \cdot s_{i-1,j-1}, \quad 1 \leq j \leq K. \quad (23)$$

²All multiplication is over the binary field.

for fixed matrices $\mathbf{R}_{1,0}, \mathbf{R}_{2,1}, \dots, \mathbf{R}_{K,K-1}$ each of full row-rank i.e., $\text{rank}(\mathbf{R}_{j,j-1}) = N_j$.

For such a class of sources we establish that the lower bound in Theorem 1 is tight and the binning based scheme is sub-optimal.

Proposition 1. For the class of Linear³ Diagonally Correlated Deterministic Sources in Def. 1 the rate-recovery function is given by:

$$R(B, W) = R^-(B, W) = H(\mathbf{s}_1 | \mathbf{s}_0) + \frac{1}{W+1} I(\mathbf{s}_B; \mathbf{s}_{B+W+1} | \mathbf{s}_0) \quad (24)$$

$$= N_0 + \frac{1}{W+1} \sum_{k=1}^{\min\{K-W, B\}} N_{W+k}. \quad (25)$$

Sec. V provides the proof of Prop. 1. Our coding scheme exploits the special structure of such sources and achieves a rate that is strictly lower than the binning based scheme. We call this technique *prospicient coding* because it exploits non-causal knowledge of some future symbols. We make the following remark, which will be established in the sequel.

Remark 1. In the proof of the coding theorem for Prop. 1, it suffices to consider the case when $K = B + W$. The extension to the case when $K < B + W$ is trivial and the extension to the case when $K > B + W$ also follows in a straightforward manner.

The proposed coding scheme can also be generalized to a broader class of semi-deterministic sources.

Definition 2. (*Linear Semi-Deterministic Sources*) The alphabet of a linear semi-deterministic source⁴ consists of two sub-symbols i.e.,

$$\mathbf{s}_i = (s_{i,0}, \mathbf{s}_{i,1}) \in \mathcal{S}_0 \times \mathcal{S}_1, \quad (26)$$

where each $\mathcal{S}_i = \{0, 1\}^{N_i}$ for $i = 0, 1$. The sequence $\{s_{i,0}\}$ is an i.i.d. sequence sampled uniformly over \mathcal{S}_0 whereas

$$\mathbf{s}_{i,1} = [\mathbf{A} \quad \mathbf{B}] \cdot \begin{bmatrix} \mathbf{s}_{i-1,0} \\ \mathbf{s}_{i-1,1} \end{bmatrix} \quad (27)$$

for some fixed matrices \mathbf{A} and \mathbf{B} .

We show that through a suitable linear transform, that is both invertible and memoryless, this apparently more general source model can be transformed into a diagonally correlated deterministic Markov source. The prospicient coding can be applied to this class.

³The assumption of linearity in Def. 1 is not required to achieve the lower bound. However we use linearity to generalize to the class of semi-deterministic sources in Thm. 2.

⁴Since each sub-symbol is a (fixed length) binary sequence we use the bold-face font $\mathbf{s}_{i,j}$ to represent it. Similarly since each source symbol is a collection of sub-symbols we use a bold-face font to represent it. This should not be confused with a length n source sequence at time i , which will be represented as \mathbf{s}_i^n .

Theorem 2. For the class of Linear Semi-Deterministic Sources in Def. 2 the rate-recovery function is given by:

$$R(B, W) = R^-(B, W) = H(\mathbf{s}_1 | \mathbf{s}_0) + \frac{1}{W+1} I(\mathbf{s}_B; \mathbf{s}_{B+W+1} | \mathbf{s}_0). \quad (28)$$

The proof of Theorem 2 is provided in Sec. VI.

C. Gaussian Sources

Our proposed framework can be easily extended to a continuous valued source process with a fidelity measure. While a complete treatment of the lossy case is beyond the scope of the present paper, we study one natural extension of the diagonally correlated source model in Def. 1 to Gaussian sources.

Consider an Gaussian source process that is i.i.d. both in temporal and spatial dimensions. i.e., at time i , a sequence consisting of n symbols \mathbf{s}_i^n , is sampled i.i.d. according to a zero mean unit variance Gaussian distribution $N(0, 1)$.

The encoder's output at time i is denoted by the index $\mathbf{f}_i = \mathcal{F}(s_0^n, \dots, s_i^n) \in [1, 2^{nR}]$ as before. At time i , upon receiving the channel outputs until time i , the decoder is interested in reproducing a collection of past K sources.

$$\mathbf{t}_i^n = \begin{pmatrix} \mathbf{s}_i^n \\ \mathbf{s}_{i-1}^n \\ \vdots \\ \mathbf{s}_{i-K}^n \end{pmatrix} \quad (29)$$

within a distortion vector $\mathbf{d} = (d_0, d_1, \dots, d_K)^T$.

Thus for any $i \geq 0$ and $0 \leq j \leq K$, if $\hat{\mathbf{s}}_{i-j}^n$ is the reconstruction sequence of \mathbf{s}_{i-j}^n at time i , we must have that $E[\|\mathbf{s}_{i-j}^n - \hat{\mathbf{s}}_{i-j}^n\|^2] \leq n d_j$. We will assume that $d_0 \leq d_1 \leq \dots \leq d_K$ holds. Furthermore as will be discussed in the coding theorem, it suffices to restrict $K = B + W$.

As before, the channel can introduce an erasure-burst of length B in an arbitrary interval $[j, j + B - 1]$. The decoder is not required to output a reproduction of the sequences \mathbf{t}_i^n for $i \in [j, j + B + W - 1]$. The lossy rate-recovery function denoted by $R(B, W, \mathbf{d})$ is the minimum rate required to satisfy these constraints.

Theorem 3. For the Gaussian source model with a distortion vector $\mathbf{d} = (d_0, \dots, d_K)$ with $0 < d_i \leq 1$, the lossy recovery function is given by⁵

$$R(B, W, \mathbf{d}) = \frac{1}{2} \log \left(\frac{1}{d_0} \right) + \frac{1}{W+1} \sum_{k=1}^{\min\{K-W, B\}} \frac{1}{2} \log \left(\frac{1}{d_{W+k}} \right). \quad (30)$$

The coding scheme for the proposed model involves using a successively refinable code for each sequence \mathbf{s}_i^n to produce $K+1$ layers and mapping the sequence of layered codewords to a diagonally correlated deterministic source. The proof of Theorem 3 is provided in Sec. VII.

⁵All logarithms are taken to base 2.

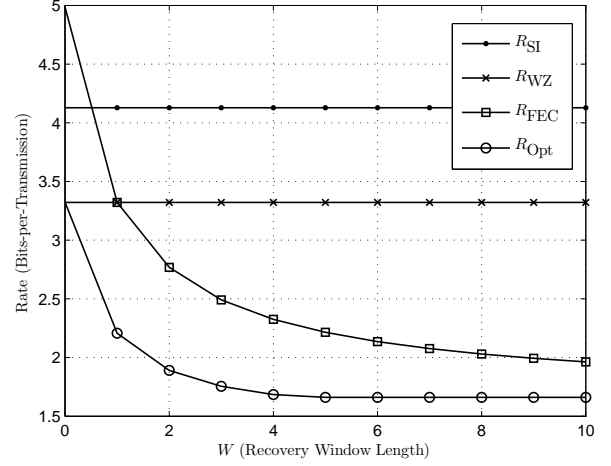


Fig. 3. Comparison of rate-recovery of sub-optimal systems to minimum possible rate-recovery function for different recovery window length W .

In Fig 3, the rate-recovery functions of various schemes are compared. The sub-optimal schemes considered are *Still-Image compression (SI)*, *Wyner-Ziv Compression with delayed side-information (WZ)* and *Predictive Coding plus FEC (FEC)* which are studied in detail in Sec. VII-D. We assume $K = 5$, $B = 2$ and the distortion vector $\mathbf{d} = \{0.1, 0.25, 0.4, 0.55, 0.7, .85\}^T$. It can be observed from Fig 3 that except when $W = 0$ none of the other schemes are optimal. The *Predictive Coding plus FEC* scheme, which is a natural separation based scheme is sub-optimal even for relatively large values of W .

D. Symmetric Sources

A *symmetric* source is defined as a Markov source such that the underlying Markov chain is also reversible i.e., the random variables satisfy $(s_0, \dots, s_t) \stackrel{d}{=} (s_t, \dots, s_0)$, where the equality is in the sense of distribution [14]. Of particular interest to us is the following property satisfied for each $t \geq 1$.

$$p_{s_{t+1}, s_t}(s_a, s_b) = p_{s_{t-1}, s_t}(s_a, s_b), \quad \forall s_a, s_b \in \mathcal{S} \quad (31)$$

i.e., we can “exchange” the source pair (s_{t+1}^n, s_t^n) with (s_{t-1}^n, s_t^n) without affecting the joint distribution. An important class of sources that are symmetric are the binary sources: $s_t^n = s_{t-1}^n \oplus z_t^n$, where $\{z_t^n\}_{t \geq 1}$ is an i.i.d. binary source process (in both temporal and spatial dimensions) with the marginal distribution $\Pr(z_{t,i} = 0) = p$, the marginal distribution $\Pr(s_{t,i} = 0) = \Pr(s_{t,i} = 1) = \frac{1}{2}$ and \oplus denotes modulo-2 addition.

Theorem 4. For the class of symmetric sources that satisfy (31) the rate-recovery function, restricted to the class of memoryless encoders, is given by

$$R(B, W) = \frac{1}{W+1} H(s_{B+1}, s_{B+2}, \dots, s_{B+W+1} | s_0). \quad (32)$$

Note that the achievability follows immediately from (7). Thus it only remains to show that the lower bound (6) can be improved. We have only been able to obtain this improvement

for the class of memoryless encoders. For the general encoder structure (3) this remains an open problem. At first glance one may expect that when memoryless encoders are considered, the binning based scheme is always optimal. Interestingly this is not true. The prosopicient encoders for the diagonally correlated source models in section III-B are memoryless and yet improve upon the binning based lower bound. Our proof only applies to the class of symmetric sources.

Our proof presented in Sec. VIII involves an interesting connection to a multi-terminal source coding problem called zig-zag source coding [12], [15], [16]. In particular we develop a simple approach to lower bound the sum-rate of a zig-zag source coding network with symmetric sources that may be of independent interest.

E. Delay-Constrained Decoder

As a variation of the problem setup in Section II where instantaneous recovery of each source sequence is desired, we consider a *delay-constrained* decoder in this section. A receiver with a delay constraint of T recovers

$$\hat{s}_i^n = \mathcal{G}_i(g_0, g_1, \dots, g_i, \dots, g_{i+T}), \quad i \notin \{j, \dots, j+B+W-1\} \quad (33)$$

if an erasure-burst of length B occurs in the interval $[j, j+B-1]$. The rest of the setup does not change. The rate-recovery function is a function of three parameters: W , B and T i.e., $R(B, W, T)$. Note that $T = 0$ reduces to the case treated in the rest of the paper.

Theorem 5. *The rate-recovery function, when $W = 0$ is given by $R_0(B, T) = R(B, W = 0, T)$ where*

$$R_0(B, T) = \frac{1}{T+1}H(s_{B+1}|s_0) + \frac{T}{T+1}H(s_1|s_0) \quad (34)$$

$$= \frac{1}{T+1}H(s_{B+1}, s_{B+2}, \dots, s_{B+T+1}|s_0). \quad (35)$$

The minimum rate is achieved by applying a Slepian-Wolf code to each source sequence and jointly decoding the source sequences $(s_{j+B}^n, s_{j+B+1}^n, \dots, s_{j+B+T}^n)$ at time $j+B+T$, following a burst in-between $(j, j+1, \dots, j+B-1)$.

The complete proof of Theorem. 5 is provided in Sec. IX.

IV. GENERAL UPPER AND LOWER BOUNDS ON RATE-RECOVERY FUNCTION

We first establish the achievability of $R^+(B, W)$ and then the lower bound $R^-(B, W)$ in Theorem 1.

A. Achievability

From Corollary. 1 it suffices to show that

$$R^+ = \frac{1}{W+1}H(s_{B+1}, \dots, s_{B+W+1}|s_0) + \varepsilon \quad (36)$$

is achievable for any arbitrary $\varepsilon > 0$.

We use a Slepian-Wolf codebook \mathcal{C}_i which is generated by randomly partitioning the set of all typical sequences $[T_\varepsilon^n(s)]$ into 2^{nR^+} bins. For each $i \geq 0$ the partitioning is done

independently and all the partitions are revealed to the decoder ahead of time.

Upon observing s_i^n the encoder declares an error if $s_i^n \notin T_\varepsilon^n(s)$. Otherwise it finds the bin to which s_i^n belongs to and sends the corresponding bin index f_i . We consider two cases for recovering at time $t = i$. First, suppose that the sequence s_{i-1}^n has already been recovered. Then the destination attempts to recover s_i^n from (f_i, s_{i-1}^n) . This succeeds with high probability if $R^+ > H(s_1|s_0)$, which is guaranteed via (36). Next suppose that s_{i-1}^n has not been recovered by the destination but s_i^n needs to be recovered. This only happens when s_i^n is the first sequence to be recovered after the erasure burst. In particular the erasure burst must happen between $[i-B'-W, i-W-1]$ for some $B' \leq B$. The decoder thus has access to $s_{i-B'-W-1}^n$, before the start of the erasure burst. Upon receiving f_{i-W}, \dots, f_i the destination simultaneously attempts to recover $(s_{i-W}^n, \dots, s_i^n)$ given $(s_{i-B-W-1}^n, f_{i-W}, \dots, f_i)$. This succeeds with high probability if,

$$(W+1)R = \sum_{j=i-W}^i H(f_j) > H(s_{i-W}, \dots, s_i|s_{i-W-B-1}) \quad (37)$$

which is also guaranteed by (36).

B. Lower Bound

Our proof is an extension of the intuition developed in section III-A.

For any sequence of $(n, 2^{nR})$ codes we show that there is a sequence ε_n that vanishes as $n \rightarrow 0$ such that

$$R \geq H(s_1|s_0) + \frac{1}{W+1}I(s_p; s_B|s_0) - (W+1)\varepsilon_n \quad (38)$$

where throughout we let $p = B+W+1$.

We consider a periodic erasure channel of period p where the first B packets are erased i.e., for each $k \geq 0$, suppose that an erasure happens at time interval $t = \{kp, kp+1, \dots, kp+B-1\}$. Consider:

$$(W+1)n(t+1)R = H(f_B^{p-1}, f_{p+B}^{2p-1}, \dots, f_{(t-1)p+B}^{tp-1}, f_{tp+B}^{(t+1)p-1}) \quad (39)$$

$$\begin{aligned} &= H(f_B^{p-1}) + \sum_{k=1}^t H(f_{kp+B}^{(k+1)p-1} | f_B^{p-1}, f_{p+B}^{2p-1}, \dots, f_{(k-1)p+B}^{kp-1}) \\ &\geq H(f_B^{p-1}) + \sum_{k=1}^t H(f_{kp+B}^{(k+1)p-1} | f_0^{kp-1}). \end{aligned} \quad (40)$$

where the last step follows from the fact that conditioning reduces entropy.

We bound the term $H(f_{kp+B}^{(k+1)p-1} | f_0^{kp-1})$ for each $k \geq 1$. By definition, the source sequence $s_{(k+1)p-1}^n$ must be recovered from $(f_0^{kp-1}, f_{kp+B}, f_{kp+B+1}, \dots, f_{(k+1)p-1})$. Applying Fano's inequality we have that

$$H(s_{(k+1)p-1}^n | f_0^{kp-1}, f_{kp+B}, \dots, f_{(k+1)p-1}) \leq n\varepsilon_n \quad (41)$$

and

$$H(f_{kp+B}^{(k+1)p-1} | f_0^{kp-1}) \geq H(s_{(k+1)p-1}^n | f_0^{kp-1}) + H(f_{kp+B}^{(k+1)p-2} | s_{(k+1)p-1}^n, f_0^{kp-1}) - n\varepsilon_n, \quad (42)$$

where (42) follows from applying Fano's inequality of (41). Now we bound each of the two terms in (42). First we note that:

$$H(s_{(k+1)p-1}^n | f_0^{kp-1}) \geq H(s_{(k+1)p-1}^n | f_0^{kp-1}, s_{kp-1}^n) \quad (43)$$

$$= H(s_{(k+1)p-1}^n | s_{kp-1}^n) = nH(s_p | s_0), \quad (44)$$

where the last step follows from the Markov relation $f_0^{kp-1} \rightarrow s_{kp-1}^n \rightarrow s_{(k+1)p-1}^n$.

Furthermore the second term in (42) can be lower bounded using the following series of inequalities.

$$H(f_{kp+B}^{(k+1)p-2} | s_{(k+1)p-1}^n, f_0^{kp-1}) \quad (45)$$

$$\geq H(f_{kp+B}^{(k+1)p-2} | s_{(k+1)p-1}^n, f_0^{kp+B-1}) \quad (46)$$

$$\geq H(f_{kp+B}^{(k+1)p-2}, s_{kp+B}^n, \dots, s_{(k+1)p-2}^n | s_{(k+1)p-1}^n, f_0^{kp+B-1}) - H(s_{kp+B}^n, \dots, s_{(k+1)p-2}^n | s_{(k+1)p-1}^n, f_0^{(k+1)p-2}) \quad (47)$$

$$= H(f_{kp+B}^{(k+1)p-2}, s_{kp+B}^n, \dots, s_{(k+1)p-2}^n | s_{(k+1)p-1}^n, f_0^{kp+B-1}) - Wn\varepsilon_n \quad (48)$$

$$\geq H(s_{kp+B}^n, \dots, s_{(k+1)p-2}^n | s_{(k+1)p-1}^n, f_0^{kp+B-1}) - Wn\varepsilon_n$$

$$\geq H(s_{kp+B}^n, \dots, s_{(k+1)p-2}^n | s_{(k+1)p-1}^n, f_0^{kp+B-1}, s_{kp+B-1}^n) - Wn\varepsilon_n$$

$$= H(s_{kp+B}^n, s_{kp+B+1}^n, \dots, s_{(k+1)p-2}^n | s_{(k+1)p-1}^n, s_{kp+B-1}^n) - Wn\varepsilon_n \quad (49)$$

$$= nH(s_{B+1}, s_{B+2}, \dots, s_{p-1} | s_B, s_p) - Wn\varepsilon_n$$

$$= nH(s_{B+1}, s_{B+2}, \dots, s_{p-1}, s_p | s_B) - nH(s_p | s_B) - Wn\varepsilon_n$$

$$= n(W+1)H(s_1 | s_0) - nH(s_p | s_B) - Wn\varepsilon_n, \quad (50)$$

where (48) follows from the fact that $\{s_{kp+B+1}^n, \dots, s_{(k+1)p-2}^n\}$ must be decoded from $f_0^{(k+1)p-2}$ and hence Fano's inequality again applies and (49) follows from the fact that

$$f_0^{kp+B-1} \rightarrow s_{kp+B-1}^n \rightarrow (s_{kp+B}^n, \dots, s_{(k+1)p-2}^n). \quad (51)$$

Combining (42), (44) and (50) we have that

$$H(f_{kp+B}^{(k+1)p-1} | f_0^{kp-1}) \geq nH(s_p | s_0) + n(W+1)H(s_1 | s_0) - nH(s_p | s_B) - (W+1)n\varepsilon_n \quad (52)$$

Finally substituting (52) into (40) we have that,

$$(W+1)n(t+1)R \geq H(f_1^{p-1}) - (W+1)n\varepsilon_n + ntH(s_p | s_0) + nt(W+1)H(s_1 | s_0) - ntH(s_p | s_B) \quad (53)$$

$$= H(f_1^{p-1}) - (W+1)n\varepsilon_n + nt((W+1)H(s_1 | s_0) + I(s_p; s_B | s_0)) \quad (54)$$

As we take $n \rightarrow \infty$ and then $t \rightarrow \infty$ we recover (38).

V. DIAGONALLY CORRELATED DETERMINISTIC SOURCES

We establish Prop. 1 in this section.

A. Source Model

We consider the semi-deterministic source model with a special diagonal correlation structure as described in Def. 1. The diagonal correlation structure appears to be the most natural structure to consider in developing insights into our proposed coding scheme. As we will see later in Theorem 2, the underlying coding scheme can also be generalized to a broader class of linear semi-deterministic sources. Furthermore this class of semi-deterministic sources also provides a solution to the Gaussian source model as discussed in Theorem 3.

We first provide an alternate characterization of the sources defined in Def. 1. Let us define,

$$\mathbf{R}_{k,l} = \mathbf{R}_{k,k-1}\mathbf{R}_{k-1,k-2} \dots \mathbf{R}_{l+2,l+1}\mathbf{R}_{l+1,l}, \quad (55)$$

where $k > l$. Note that since each $\mathbf{R}_{j,j-1}$ is assumed to have a full row-rank (c.f. Def. 1) the matrix $\mathbf{R}_{k,l}$ is a $N_k \times N_l$ full-rank matrix of rank N_k . From Def. 1

$$\mathbf{s}_i = \begin{pmatrix} \mathbf{s}_{i,0} \\ \mathbf{R}_{1,0}\mathbf{s}_{i-1,0} \\ \mathbf{R}_{2,0}\mathbf{s}_{i-2,0} \\ \vdots \\ \mathbf{R}_{K,0}\mathbf{s}_{i-K,0} \end{pmatrix}, \quad (56)$$

where $\{\mathbf{s}_{i-K,0}, \mathbf{s}_{i-K+1,0}, \dots, \mathbf{s}_{i,0}\}$ are innovation sub-symbols of each source. This is expressed in Fig. 4. Any diagonal in Fig. 4 consists of the same set of innovation bits. In particular the innovation bits are introduced on the upper-left most entry of the diagonal. As we traverse down, each sub-symbol consists of some fixed linear combinations of these innovation bits. Furthermore the sub-symbol $\mathbf{s}_{i,j}$ is completely determined given the sub-symbol $\mathbf{s}_{i-1,j-1}$.

In this section, we first argue that analyzing the coding scheme for the case $K = B + W$ is sufficient. Then we explain the prospicient coding scheme which achieves the rate specified in (25). Finally, the proof of the rate-optimality of the prospicient coding scheme is provided by establishing the equality of the rate expression (25) and the general lower bound in (24).

B. Sufficiency of $K = B + W$

We first argue that for our coding scheme, it suffices to assume that each source symbol \mathbf{s}_i consists of one innovation sub-symbol and a total of $K = B + W$ deterministic symbols. In particular when $K < B + W$, by simply adding $K - B - W$ zeros, the source can be turned into a source with $B + W$ deterministic sub-symbols.

For the case $K > B + W$ we argue that it suffices to construct a coding scheme with $K = B + W$. The remainder of the sub-symbols can be trivially computed by the receiver. In particular, at any time i , either \mathbf{s}_{i-1} or $\mathbf{s}_{i-B-W-1}$ is guaranteed to be available to the destination. In the former

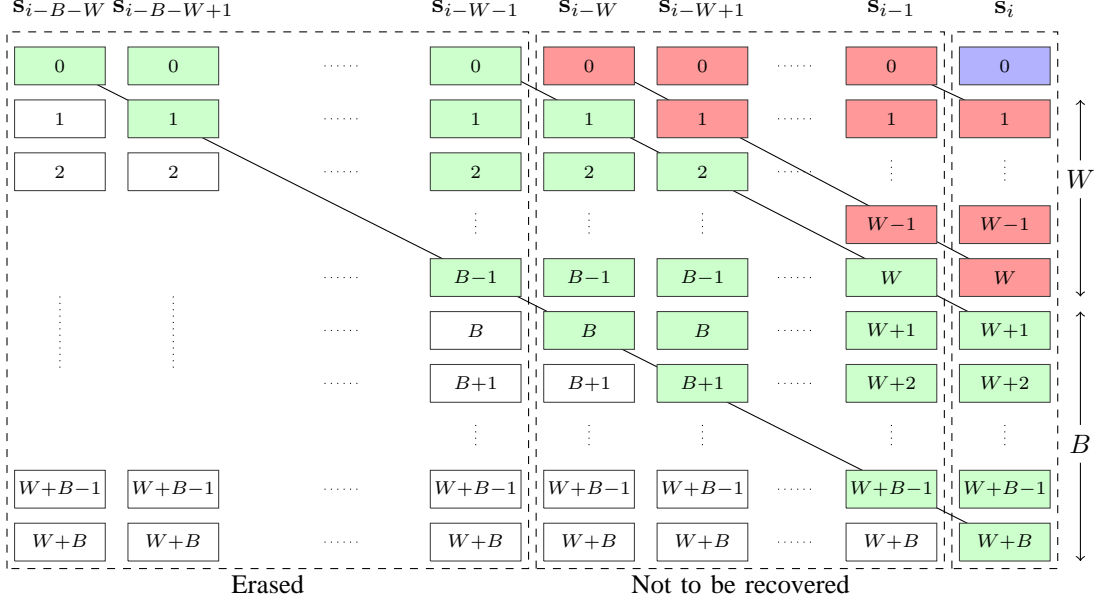


Fig. 4. Schematic of Diagonally Correlated Deterministic Markov Source. The first row of sub-symbols are innovation symbols. They are generated independently of all past symbols. On each diagonal the sub-symbol is a deterministic function of the sub-symbols above it.

case, except the innovation bits of s_i , all other bits are known. Thus all the deterministic sub-symbols, including those corresponding to $K > B + W$ can be computed. In the latter case, because of the diagonal structure of the source, the sub-symbols $s_{i,j}$, for $j \geq B + W + 1$, are deterministic functions of $s_{i-B-W-1}$ (c.f. (56)), and therefore, are known and can be ignored. Thus without loss of generality we assume that $K = B + W$ is sufficient.

C. Prospective Coding

Our coding scheme is based on the following observation, illustrated in Fig. 5. Suppose that an erasure happens between $t \in [i - W - B - 1, i - W - 1]$ and after the “don’t care” period of $[i - W, i - 1]$ we need to recover s_i^n . Based on the structure of the source, illustrated in Fig. 5 we make the following observations:

- Sub-symbols $s_{i,1}, \dots, s_{i,W}$ can be directly computed from the innovation sub-symbols $s_{i-1,0}, \dots, s_{i-W,0}$, respectively.
- Sub-symbols $s_{i,W+1}, \dots, s_{i,W+B}$ can be computed from sub-symbols $s_{i-W,1}, \dots, s_{i-W,B}$, respectively.

Thus if we send the first $B + 1$ sub-symbols at each time i.e., $\mathbf{x}_i = (s_{i,0}, \dots, s_{i,B})$ then we are guaranteed that the destination will be able to decode s_i^n when an erasure happens between $[i - B - W, i - W - 1]$. To achieve the optimal rate, we further compress \mathbf{x}_i as discussed below. Our coding scheme consists of two steps.

1) *Source Rearrangement*: The source symbols s_i consisting of innovation and deterministic sub-symbols as in Def. 1

are first rearranged to produce an auxiliary set of codewords

$$\mathbf{c}_i = \begin{pmatrix} \mathbf{c}_{i,0} \\ \mathbf{c}_{i,1} \\ \mathbf{c}_{i,2} \\ \vdots \\ \mathbf{c}_{i,B} \end{pmatrix} = \begin{pmatrix} s_{i,0} \\ s_{i+W,W+1} \\ s_{i+W,W+2} \\ \vdots \\ s_{i+W,W+B} \end{pmatrix} = \begin{pmatrix} s_{i,0} \\ \mathbf{R}_{W+1,1} s_{i,1} \\ \mathbf{R}_{W+2,2} s_{i,2} \\ \vdots \\ \mathbf{R}_{W+B,B} s_{i,B} \end{pmatrix}, \quad (57)$$

where the last relation follows from (56).

Note that the codeword \mathbf{c}_i consists of the innovation symbol $s_{i,0}$, as well as symbols $s_{i+W,W+1}, \dots, s_{i+W,W+B}$ that enable the recovery of symbols in s_{i+W} . The codeword \mathbf{c}_{i-W} consists of the green circles in Fig. 5.

It can be verified from (57) that the rate associated with the codewords \mathbf{c}_i is given by

$$R_0 = N_0 + \sum_{k=W+1}^{W+B} N_k, \quad (58)$$

which is larger than the rate-expression in (25). In particular it is missing the $\frac{1}{W+1}$ factor in the second term. This factor can be recovered by binning the sequences \mathbf{c}_i^n as described next.

2) *Slepian-Wolf Coding*: There is a strong temporal correlation between the sequences \mathbf{c}_i^n in (57). As shown in Fig. 6 as we proceed along any diagonal the sub-symbols $\mathbf{c}_{i,j}$ and $\mathbf{c}_{i+1,j+1}$ contain the same underlying set of innovation bits i.e., from sub-symbol $s_{i-j,0}$.

To exploit the correlation, we independently bin the codeword sequences \mathbf{c}_i^n into 2^{nR} bins at each time. We let $R = R(B, W) + \varepsilon$ is as given in (25), and only transmits the bin index of the associated codeword i.e., $f_i = \mathcal{F}(\mathbf{c}_i^n) \in \{1, 2, \dots, 2^{nR}\}$.

It remains to show that given the bin index f_i , the decoder is able to recover the underlying codeword symbols \mathbf{c}_i^n .

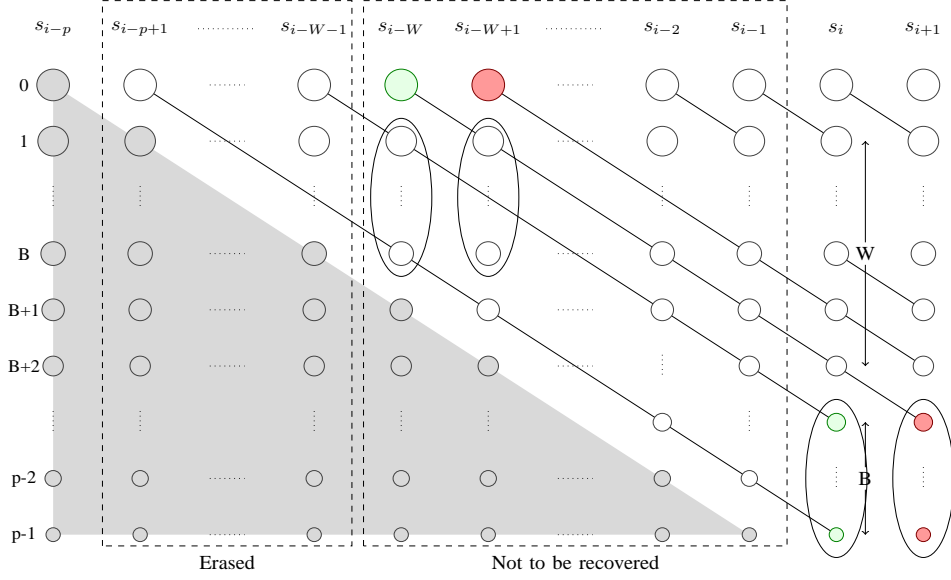


Fig. 5. Schematic of Coding Scheme- Codeword structure. We set $p = B + W + 1$.

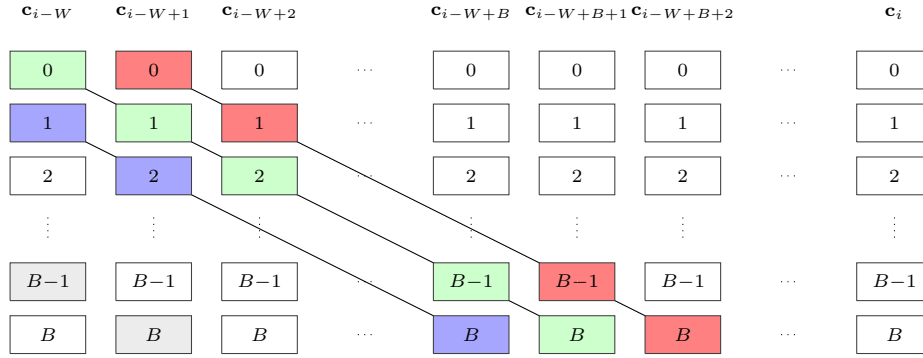


Fig. 6. Schematic of Coding Scheme- Rate reduction.

Analysis of Slepian-Wolf Coding: Recall that we only transmit the bin index f_i of \mathbf{c}_i^n . The receiver first recovers the underlying sequence \mathbf{c}_i^n as follows:

- 1) If the receiver has access to \mathbf{s}_{i-1}^n in addition to f_i it can recover \mathbf{c}_i^n if

$$R \geq H(\mathbf{c}_i | \mathbf{s}_{i-1}) = H(\mathbf{c}_{i,0}) = N_0. \quad (59)$$

where the second equality follows since $\mathbf{c}_{i,1}, \dots, \mathbf{c}_{i,W}$ are all deterministic functions of $\mathbf{s}_{i,1}, \dots, \mathbf{s}_{i,W}$, which in turn are deterministic functions of \mathbf{s}_{i-1} . Clearly (59) is satisfied by our choice of R in (25).

- 2) The decoder has access to $\mathbf{s}_{i-B-W-1}$ and $\{f_{i-W}, f_{i-W+1}, \dots, f_i\}$. The decoder is able to recover

$\{\mathbf{c}_{i-W}, \dots, \mathbf{c}_i\}$ if

$$(W+1)R \geq H(\mathbf{c}_i, \mathbf{c}_{i-1}, \dots, \mathbf{c}_{i-W} | \mathbf{s}_{i-B-W-1}) \\ = \sum_{k=0}^{W+1} H(\mathbf{c}_{i-k,0}) + \sum_{k=1}^B H(\mathbf{c}_{i-W,k}) \quad (60)$$

$$= (W+1)N_0 + \sum_{k=1}^B N_{W+k}, \quad (61)$$

where (60) comes from the diagonal correlation property illustrated in Fig. 6. Our choice of R (25) guarantees that (61) is satisfied.

D. Rate-Optimality of the Coding Scheme

We specialize the general lower bound established in Theorem 1 to the case of diagonally correlated deterministic

sources. Using (56) and $p = B + W + 1$ we have

$$\begin{aligned}
R &\geq H(\mathbf{s}_1|\mathbf{s}_0) + \frac{1}{W+1} I(\mathbf{s}_p; \mathbf{s}_B|\mathbf{s}_0) \\
&= H(\mathbf{s}_i|\mathbf{s}_{i-1}) + \frac{1}{W+1} \{H(\mathbf{s}_i|\mathbf{s}_{i-p}) - H(\mathbf{s}_i|\mathbf{s}_{i-W-1})\} \\
&= H(\mathbf{s}_i|\mathbf{s}_{i-1}) + \\
&\quad \frac{1}{W+1} H(\mathbf{s}_{i,0}, \mathbf{R}_{1,0}\mathbf{s}_{i-1,0}, \dots, \mathbf{R}_{p-1,0}\mathbf{s}_{i-p+1,0}) \\
&\quad - \frac{1}{W+1} H(\mathbf{s}_{i,0}, \mathbf{R}_{1,0}\mathbf{s}_{i-1,0}, \dots, \mathbf{R}_{W,0}\mathbf{s}_{i-W,0}) \quad (62)
\end{aligned}$$

According to the fact that innovation bits of each source are drawn i.i.d. (62) reduces to

$$\begin{aligned}
R &\geq H(\mathbf{s}_{i,0}) + \frac{1}{W+1} \left(H(\mathbf{s}_{i,0}) + \sum_{k=1}^{p-1} H(\mathbf{R}_{k,0}\mathbf{s}_{i-k,0}) \right) \\
&\quad - \frac{1}{W+1} \left(H(\mathbf{s}_{i,0}) + \sum_{k=1}^W H(\mathbf{R}_{k,0}\mathbf{s}_{i-k,0}) \right) \quad (63)
\end{aligned}$$

$$= N_0 + \frac{1}{W+1} \left(\sum_{k=1}^{p-1} N_k - \sum_{k=1}^W N_k \right) \quad (64)$$

$$= N_0 + \frac{1}{W+1} \sum_{k=W+1}^{p-1} N_k, \quad (65)$$

where (64) follows from the fact that $\mathbf{R}_{k,0}$ are $N_k \times N_0$ full-rank matrices of rank N_k . Since (65) equals (25) for $K = B + W$ the optimality of the proposed scheme is established.

VI. LINEAR SEMI-DETERMINISTIC SOURCES

We consider the class of linear deterministic sources as defined in Def. 2 in this section. Recall that for such a source the deterministic component $\mathbf{s}_{i,d}$ is obtained from the previous sub-symbol \mathbf{s}_{i-1} through a linear transformation i.e.,

$$\mathbf{s}_{i,d} = [\mathbf{A} \quad \mathbf{B}] \begin{bmatrix} \mathbf{s}_{i-1,0} \\ \mathbf{s}_{i-1,d} \end{bmatrix}.$$

As discussed below, the transfer matrix $[\mathbf{A} \quad \mathbf{B}]$ can be converted into a block-diagonal form through suitable invertible linear transformations, thus resulting in a diagonally correlated deterministic source. The prosopient coding scheme discussed earlier can then be applied to such a transformed source.

A. Case 1

Our transformation is most natural for the case when \mathbf{A} is a full row-rank matrix. So we treat this case first. Let

$$N_1 \triangleq \text{Rank}(\mathbf{A}) \leq \min\{N_0, N_d\}. \quad (66)$$

In this section we restrict to the special case where $N_1 = N_d$, i.e. \mathbf{A} is a full-row-rank matrix with N_d independent non-zero rows. For this case, we explain the coding scheme by describing the encoder and decoder shown in Fig 7.

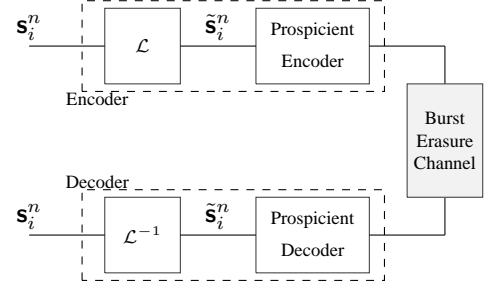


Fig. 7. Block diagram of the system described in Case 1.

1) *Encoder*: As in Fig. 7, the encoder applies a memoryless transformation block $\mathcal{L}(\cdot)$ onto each symbol \mathbf{s}_i to yield $\tilde{\mathbf{s}}_i = \mathcal{L}(\mathbf{s}_i)$, a diagonally correlated deterministic source. We discuss the $\mathcal{L}(\cdot)$ mapping below.

Suppose that \mathbf{X} is a matrix of dimensions $N_0 \times N_d$. Define

$$\mathbf{M} \triangleq \begin{bmatrix} \mathbf{I} & \mathbf{X} \\ 0 & \mathbf{I} \end{bmatrix} \quad (67)$$

and observe that

$$\mathbf{M}^{-1} = \begin{bmatrix} \mathbf{I} & -\mathbf{X} \\ 0 & \mathbf{I} \end{bmatrix}. \quad (68)$$

For a certain \mathbf{X} to be specified later, let

$$\mathbf{s}_{i,d} = [\mathbf{A} \quad \mathbf{B}] \mathbf{M}^{-1} \mathbf{M} \begin{bmatrix} \mathbf{s}_{i-1,0} \\ \mathbf{s}_{i-1,d} \end{bmatrix} \quad (69)$$

$$= [\mathbf{A} \quad \mathbf{B} - \mathbf{A}\mathbf{X}] \begin{bmatrix} \mathbf{s}_{i-1,0} + \mathbf{X}\mathbf{s}_{i-1,d} \\ \mathbf{s}_{i-1,d} \end{bmatrix} \quad (70)$$

Since \mathbf{A} is a full-rank matrix, we may select \mathbf{X} such that

$$\mathbf{B} - \mathbf{A}\mathbf{X} = 0 \quad (71)$$

With this choice of \mathbf{X} , (70) reduces to

$$\mathbf{s}_{i,d} = [\mathbf{A} \quad 0] \begin{bmatrix} \mathbf{s}_{i-1,0} + \mathbf{X}\mathbf{s}_{i-1,d} \\ \mathbf{s}_{i-1,d} \end{bmatrix} \quad (72)$$

Now, define the linear transformation $\mathcal{L}(\cdot)$ as follows.

$$\tilde{\mathbf{s}}_i = \begin{pmatrix} \tilde{\mathbf{s}}_{i,0} \\ \tilde{\mathbf{s}}_{i,1} \end{pmatrix} \triangleq \begin{pmatrix} \mathbf{s}_{i,0} + \mathbf{X}\mathbf{s}_{i,d} \\ \mathbf{s}_{i,d} \end{pmatrix} \quad (73)$$

Note that 1) The transformation $\mathcal{L}(\cdot)$ is memoryless and requires no knowledge of the past source sequences, 2) The innovation bits $\mathbf{s}_{i,0}$ are independently drawn and independent of $\mathbf{s}_{i,d}$. Hence $\tilde{\mathbf{s}}_{i,0}$ are drawn i.i.d. according to Bernoulli-(1/2), and are independent of $\mathbf{s}_{i,d}$, 3) The map between the two sources \mathbf{s}_i and $\tilde{\mathbf{s}}_i$ are one-to-one.

Observe that $\tilde{\mathbf{s}}_i$ is diagonally correlated Markov source with N_0 innovation bits $\tilde{\mathbf{s}}_{i,0}$ and N_d deterministic bits $\tilde{\mathbf{s}}_{i,1}$ that satisfy

$$\tilde{\mathbf{s}}_{i,1} = \mathbf{A}\tilde{\mathbf{s}}_{i-1,0}. \quad (74)$$

We transmit the source sequence $\{\tilde{\mathbf{s}}_i\}$ using the prosopient coding scheme.

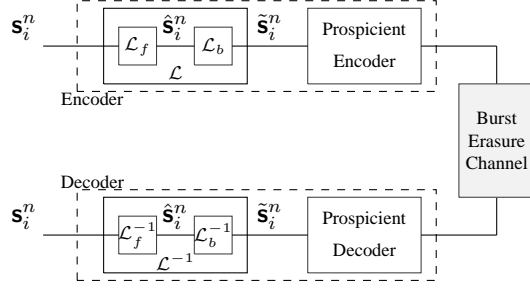


Fig. 8. Block diagram for general linear semi-deterministic Markov sources.

2) *Decoder*: At the receiver, first the Prospective decoder recovers the diagonally correlated source \tilde{s}_i at any time except error propagation window. Then whenever \tilde{s}_i is available, the decoder directly constructs s_i as

$$s_i = \mathcal{L}^{-1}(\tilde{s}_i) = \mathbf{M}^{-1}\tilde{s}_i. \quad (75)$$

3) *Rate-optimality*: Suppose that our two step approach in Fig. 7 is sub-optimal. Then, in order to transmit the \tilde{s}_i through the channel, one can first transform it into s_i via \mathcal{L}^{-1} and achieve lower rate than the prospective coding scheme. However this is impossible because prospective scheme is optimal. This shows the optimality of the coding scheme.

B. Case 2

Now we consider the general case of semi-deterministic Markov sources defined in Def. 2. As illustrated in Fig. 8 the reduction to the diagonally correlated source is done in two steps using two linear transforms: $\mathcal{L}_f(\cdot)$ and $\mathcal{L}_b(\cdot)$.

Lemma 1. Any semi-deterministic Markov source specified in Def. 2, or equivalently by (27), can be transformed into an equivalent source \hat{s}_i consisting of innovation component $s_{i,0} \in \{0,1\}^{N_0}$ and K deterministic components that satisfy (76), at the top of the next page, using a one-to-one linear transformation \mathcal{L}_f where

- 1) $s_{i,j} \in \{0,1\}^{N_j}$ for $j \in \{0, \dots, K\}$ where

$$N_0 \geq N_1 \geq \dots \geq N_K, \quad (78)$$

and $\sum_{k=1}^K N_k = N_d$.

- 2) $\mathbf{R}_{j,j-1}$ is $N_j \times N_{j-1}$ full-rank matrix of rank N_j for $j \in \{1, \dots, K-1\}$.
- 3) The matrix $\mathbf{R}_{K,K-1}$ is either full-rank of rank N_K or zero matrix.

The transformation to \hat{s}_i involves repeated application of the technique in case 1. The proof is provided in Appendix B. The proof provides an explicit construction of \mathcal{L}_f .

Lemma 2. Consider the source $\hat{s}_i = \mathcal{L}_f(s_i)$ where s_i is a semi-deterministic Markov source and \hat{s}_i is defined in (76). There exists a one-to-one linear transformation \mathcal{L}_b which maps \hat{s}_i to a diagonally correlated deterministic Markov source \tilde{s}_i that satisfies (77).

To illustrate the idea, here we study a simple example. The complete proof is available in Appendix C. Assume $K = 2$

and consider the source \hat{s}_i consisting of N_0 innovation bits $s_{i,0}$ and $N_1 + N_2$ deterministic bits as

$$\hat{s}_{i,d} = \begin{pmatrix} s_{i,1} \\ s_{i,2} \end{pmatrix} = \begin{pmatrix} \mathbf{R}_{1,0} & \mathbf{R}_{1,1} & \mathbf{R}_{1,2} \\ 0 & \mathbf{R}_{2,1} & \mathbf{R}_{2,2} \end{pmatrix} \begin{pmatrix} s_{i-1,0} \\ s_{i-1,1} \\ s_{i-1,2} \end{pmatrix} \quad (79)$$

where $\mathbf{R}_{1,0}$ and $\mathbf{R}_{2,1}$ are full-rank (non-zero) matrices of rank N_1 and N_2 , respectively.

The following steps transforms the source \hat{s}_i into diagonally correlated Markov source.

Step 1: Define

$$\begin{pmatrix} \tilde{s}_{i,1} \\ \tilde{s}_{i,2} \end{pmatrix} \triangleq \begin{pmatrix} \mathbf{I}_{N_1} & \mathbf{X}_1 \\ 0 & \mathbf{I}_{N_2} \end{pmatrix} \begin{pmatrix} s_{i,1} \\ s_{i,2} \end{pmatrix} \quad (80)$$

and

$$\mathbf{D}_1 \triangleq \begin{pmatrix} \mathbf{I}_{N_0} & 0 & 0 \\ 0 & \mathbf{I}_{N_1} & \mathbf{X}_1 \\ 0 & 0 & \mathbf{I}_{N_2} \end{pmatrix} \quad (81)$$

and note that

$$\mathbf{D}_1^{-1} = \begin{pmatrix} \mathbf{I} & 0 & 0 \\ 0 & \mathbf{I} & -\mathbf{X}_1 \\ 0 & 0 & \mathbf{I} \end{pmatrix} \quad (82)$$

By these definitions it is not hard to check that

$$\begin{aligned} & \begin{pmatrix} \tilde{s}_{i,1} \\ \tilde{s}_{i,2} \end{pmatrix} \\ &= \begin{pmatrix} \mathbf{I} & \mathbf{X}_1 \\ 0 & \mathbf{I} \end{pmatrix} \begin{pmatrix} \mathbf{R}_{1,0} & \mathbf{R}_{1,1} & \mathbf{R}_{1,2} \\ 0 & \mathbf{R}_{2,1} & \mathbf{R}_{2,2} \end{pmatrix} \mathbf{D}_1^{-1} \begin{pmatrix} s_{i-1,0} \\ \tilde{s}_{i-1,1} \\ \tilde{s}_{i-1,2} \end{pmatrix} \\ &= \begin{pmatrix} \mathbf{R}_{1,0} & \tilde{\mathbf{R}}_{1,1} & \tilde{\mathbf{R}}_{1,2} \\ 0 & \mathbf{R}_{2,1} & \mathbf{R}_{2,2} - \mathbf{R}_{2,1}\mathbf{X}_1 \end{pmatrix} \begin{pmatrix} s_{i-1,0} \\ \tilde{s}_{i-1,1} \\ \tilde{s}_{i-1,2} \end{pmatrix} \end{aligned} \quad (83)$$

where

$$\tilde{\mathbf{R}}_{1,1} = \mathbf{R}_{1,1} + \mathbf{X}_1\mathbf{R}_{2,1} \quad (84)$$

$$\tilde{\mathbf{R}}_{1,2} = \mathbf{R}_{1,2} + \mathbf{X}_1\mathbf{R}_{2,2} - \mathbf{X}_1\mathbf{R}_{2,1}\mathbf{X}_1 - \mathbf{R}_{1,1}\mathbf{X}_1 \quad (85)$$

$\mathbf{R}_{2,1}$ is full-row-rank of rank N_2 and $\mathbf{R}_{2,2}$ is $N_2 \times N_2$ matrix, thus \mathbf{X}_1 can be selected such that

$$\mathbf{R}_{2,2} - \mathbf{R}_{2,1}\mathbf{X}_1 = 0 \quad (86)$$

and (83) reduces to

$$\begin{pmatrix} \tilde{s}_{i,1} \\ \tilde{s}_{i,2} \end{pmatrix} = \begin{pmatrix} \mathbf{R}_{1,0} & \tilde{\mathbf{R}}_{1,1} & \tilde{\mathbf{R}}_{1,2} \\ 0 & \mathbf{R}_{2,1} & 0 \end{pmatrix} \begin{pmatrix} s_{i-1,0} \\ \tilde{s}_{i-1,1} \\ \tilde{s}_{i-1,2} \end{pmatrix} \quad (87)$$

Step 2: Define

$$\tilde{s}_{i-1,0} \triangleq (\mathbf{I} \quad \mathbf{X}_{1,2} \quad \mathbf{X}_{2,2}) \begin{pmatrix} s_{i-1,0} \\ \tilde{s}_{i-1,1} \\ \tilde{s}_{i-1,2} \end{pmatrix} \quad (88)$$

and

$$\mathbf{D}_2 \triangleq \begin{pmatrix} \mathbf{I} & \mathbf{X}_{1,2} & \mathbf{X}_{2,2} \\ 0 & \mathbf{I} & 0 \\ 0 & 0 & \mathbf{I} \end{pmatrix} \quad (89)$$

$$\hat{\mathbf{s}}_{i,d} = \begin{pmatrix} \mathbf{s}_{i,1} \\ \mathbf{s}_{i,2} \\ \vdots \\ \mathbf{s}_{i,K-1} \\ \mathbf{s}_{i,K} \end{pmatrix} = \begin{pmatrix} \mathbf{R}_{1,0} & \mathbf{R}_{1,1} & \cdots & \mathbf{R}_{1,K-2} & \mathbf{R}_{1,K-1} & \mathbf{R}_{1,K} \\ 0 & \mathbf{R}_{2,1} & \cdots & \mathbf{R}_{2,K-2} & \mathbf{R}_{2,K-1} & \mathbf{R}_{2,K} \\ \vdots & \vdots & \ddots & \vdots & \vdots & \vdots \\ 0 & 0 & \cdots & \mathbf{R}_{K-1,K-2} & \mathbf{R}_{K-1,K-1} & \mathbf{R}_{K-1,K} \\ 0 & 0 & \cdots & 0 & \mathbf{R}_{K,K-1} & \mathbf{R}_{K,K} \end{pmatrix} \begin{pmatrix} \mathbf{s}_{i-1,0} \\ \mathbf{s}_{i-1,1} \\ \vdots \\ \mathbf{s}_{i-1,K-2} \\ \mathbf{s}_{i-1,K-1} \\ \mathbf{s}_{i-1,K} \end{pmatrix}. \quad (76)$$

$$\tilde{\mathbf{s}}_{i,d} = \begin{pmatrix} \tilde{\mathbf{s}}_{i,1} \\ \tilde{\mathbf{s}}_{i,2} \\ \vdots \\ \tilde{\mathbf{s}}_{i,K-1} \\ \tilde{\mathbf{s}}_{i,K} \end{pmatrix} = \begin{pmatrix} \mathbf{R}_{1,0} & 0 & \cdots & 0 & 0 \\ 0 & \mathbf{R}_{2,1} & \cdots & 0 & 0 \\ \vdots & \vdots & \ddots & \vdots & \vdots \\ 0 & 0 & \cdots & \mathbf{R}_{K-1,K-2} & 0 \\ 0 & 0 & \cdots & 0 & \mathbf{R}_{K,K-1} \end{pmatrix} \begin{pmatrix} \tilde{\mathbf{s}}_{i-1,0} \\ \tilde{\mathbf{s}}_{i-1,1} \\ \vdots \\ \tilde{\mathbf{s}}_{i-1,K-2} \\ \tilde{\mathbf{s}}_{i-1,K-1} \end{pmatrix}. \quad (77)$$

and note that

$$\mathbf{D}_2^{-1} = \begin{pmatrix} \mathbf{I} & -\mathbf{X}_{1,2} & -\mathbf{X}_{2,2} \\ 0 & \mathbf{I} & 0 \\ 0 & 0 & \mathbf{I} \end{pmatrix} \quad (90)$$

It can be observed that

$$\begin{pmatrix} \tilde{\mathbf{s}}_{i,1} \\ \tilde{\mathbf{s}}_{i,2} \end{pmatrix} = \begin{pmatrix} \mathbf{R}_{1,0} & \tilde{\mathbf{R}}_{1,1} & \tilde{\mathbf{R}}_{1,2} \\ 0 & \mathbf{R}_{2,1} & 0 \end{pmatrix} \mathbf{D}_2^{-1} \begin{pmatrix} \tilde{\mathbf{s}}_{i-1,0} \\ \tilde{\mathbf{s}}_{i-1,1} \\ \tilde{\mathbf{s}}_{i-1,2} \end{pmatrix} \quad (91)$$

$$= \begin{pmatrix} \mathbf{R}_{1,0} & \tilde{\mathbf{R}}_{1,1} - \mathbf{R}_{1,0}\mathbf{X}_{1,2} & \tilde{\mathbf{R}}_{1,2} - \mathbf{R}_{1,0}\mathbf{X}_{2,2} \\ 0 & \mathbf{R}_{2,1} & 0 \end{pmatrix} \begin{pmatrix} \tilde{\mathbf{s}}_{i-1,0} \\ \tilde{\mathbf{s}}_{i-1,1} \\ \tilde{\mathbf{s}}_{i-1,2} \end{pmatrix} \quad (92)$$

Similarly, $\mathbf{X}_{1,2}$ and $\mathbf{X}_{2,2}$ are selected such that

$$\tilde{\mathbf{R}}_{1,1} - \mathbf{R}_{1,0}\mathbf{X}_{1,2} = 0 \quad (93)$$

$$\tilde{\mathbf{R}}_{1,2} - \mathbf{R}_{1,0}\mathbf{X}_{2,2} = 0 \quad (94)$$

Therefore, the source $\tilde{\mathbf{s}}_i$ consists of N_0 innovation bits and $N_1 + N_2$ deterministic bits as

$$\begin{pmatrix} \tilde{\mathbf{s}}_{i,1} \\ \tilde{\mathbf{s}}_{i,2} \end{pmatrix} = \begin{pmatrix} \mathbf{R}_{1,0} & 0 & 0 \\ 0 & \mathbf{R}_{2,1} & 0 \end{pmatrix} \begin{pmatrix} \tilde{\mathbf{s}}_{i-1,0} \\ \tilde{\mathbf{s}}_{i-1,1} \\ \tilde{\mathbf{s}}_{i-1,2} \end{pmatrix} \quad (95)$$

$$= \begin{pmatrix} \mathbf{R}_{1,0} & 0 \\ 0 & \mathbf{R}_{2,1} \end{pmatrix} \begin{pmatrix} \tilde{\mathbf{s}}_{i-1,0} \\ \tilde{\mathbf{s}}_{i-1,1} \end{pmatrix}. \quad (96)$$

Clearly, $\tilde{\mathbf{s}}_i = \mathcal{L}_b(\hat{\mathbf{s}}_i)$ is a diagonally correlated deterministic Markov source and the mapping is invertible.

Exploiting Lemmas 1 and 2, any linear semi-deterministic source \mathbf{s}_i is first transformed into a diagonally correlated deterministic Markov source $\tilde{\mathbf{s}}_i = \mathcal{L}_b(\mathcal{L}_f(\mathbf{s}_i))$ and then is transmitted through the channel using prosopicient coding scheme. The block diagram of encoder and decoder is shown in Fig 8. The optimality of the scheme can be shown using a similar argument in Sec. VI-A3.

VII. GAUSSIAN SOURCES: PROOF OF THEOREM 3

In this section we investigate the Gaussian source model with window recovery constraints explained in III-C. First we argue that it is sufficient to consider the case $K = B + W$ and

then the coding scheme and rate-optimality of the scheme is studied. Finally the rate-recovery function of different schemes are provided for comparison.

A. Sufficiency of $K = B + W$

First, we argue that it is sufficient to consider the case $K = B + W$. In particular, if $K < B + W$, we can assume that the decoder, instead of recovering the source $\mathbf{t}_i = (\mathbf{s}_i, \mathbf{s}_{i-1}, \dots, \mathbf{s}_{i-K})^T$ at time i within distortion \mathbf{d} , aims to recover the source $\mathbf{t}'_i = (\mathbf{s}_i, \dots, \mathbf{s}_{i-K'})^T$ within distortion \mathbf{d}' where $K' = B + W$ and

$$\mathbf{d}'_j = \begin{cases} d_j & \text{for } j \in \{1, 2, \dots, K\} \\ 1 & \text{for } j \in \{K+1, \dots, K'\} \end{cases} \quad (97)$$

In the case $K > B + W$, at each time i , \mathbf{s}_{i-j} is required to be recovered within distortion d_j for $j \in \{B + W + 1, \dots, K\}$, however there is always a better reconstruction available from the past. In particular, according to the problem description the decoder at each time i has recovered $\hat{\mathbf{t}}_{i-1}$ or $\hat{\mathbf{t}}_{i-B-W-1}$. In the former case, $\{\hat{\mathbf{s}}_{i-j}\}_{d_{j-1}}$ is available from time $i-1$ and $d_{j-1} \leq d_j$ and in the latter case, $\{\hat{\mathbf{s}}_{i-j}\}_{d_{j-W-B-1}}$ is available from time $i-B-W-1$ and $d_{j-W-B-1} \leq d_j$. Thus one can simply solve the problem for the case $K = B + W$.

B. Coding Scheme

In this section, we propose a coding scheme based on *successive refinement* of the Gaussian source. The block diagram of the scheme is shown in Fig. 9.

1) *Successive Refinement (SR) Encoder*: The structure of SR encoder is shown in Fig. 10. The encoder at time i , encodes source signal \mathbf{s}_i^n using a $(B+1)$ -layer successive refinement coding scheme [18], [19] to generate $(B+1)$ codewords whose indices are given by $\{m_{i,0}, m_{i,1}, \dots, m_{i,B-1}, m_{i,B}\}$ where $m_{i,j} \in \{1, 2, \dots, 2^{n\tilde{R}_j}\}$ for $j \in \{0, 1, \dots, B\}$ and

$$\tilde{R}_j = \begin{cases} \frac{1}{2} \log\left(\frac{d_{W+1}}{d_0}\right) & \text{for } j = 0 \\ \frac{1}{2} \log\left(\frac{d_{W+j+1}}{d_{W+j}}\right) & \text{for } j \in \{1, 2, \dots, B\} \\ \frac{1}{2} \log\left(\frac{1}{d_{W+B}}\right) & \text{for } j = B, \end{cases} \quad (98)$$

The j -th layer uses indices

$$M_{i,j} \triangleq (m_{i,j}, \dots, m_{i,B}) \quad (99)$$

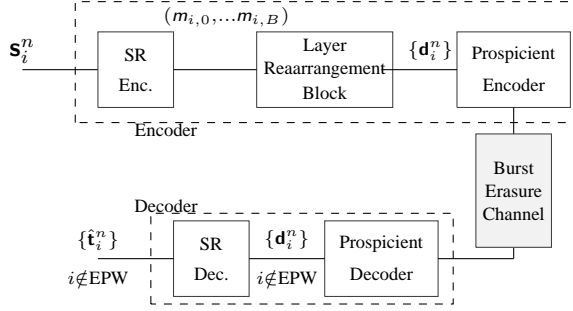


Fig. 9. Schematic of Encoder and Decoder for Gaussian Case. (EPW \equiv Error Propagation Window)

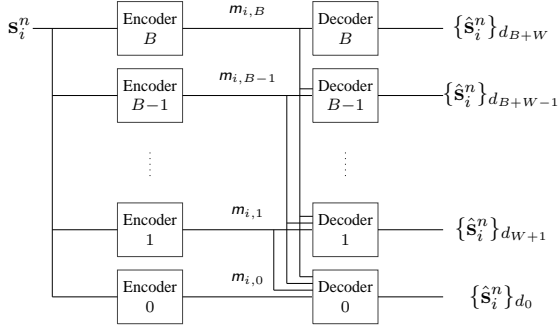


Fig. 10. $(B + 1)$ -layer coding scheme based on Successive Refinement.

for reproduction and the associated rate is given by:

$$R_j = \begin{cases} \sum_{k=0}^B \tilde{R}_k = \frac{1}{2} \log\left(\frac{1}{d_0}\right) & \text{for } j = 0 \\ \sum_{k=j}^B \tilde{R}_k = \frac{1}{2} \log\left(\frac{1}{d_{W+j}}\right) & \text{for } j \in \{1, 2, \dots, B-1\}, \end{cases} \quad (100)$$

and the corresponding distortion associated with layer j equals d_0 if $j = 0$ and d_{W+j} for $j = 1, \dots, B$.

Clearly, for recovering $\hat{t}_i^n = (s_i^n, \dots, s_{i-B-W}^n)$ with a distortion tuple (d_0, \dots, d_{B+W}) , it suffices that the destination have access to:

$$\mathcal{M}_i = \begin{bmatrix} M_{i,0} \\ M_{i-1,0} \\ \vdots \\ M_{i-W,0} \\ M_{i-W-1,1} \\ \vdots \\ M_{i-W-B,B} \end{bmatrix} \quad (101)$$

As described next, our coding scheme uses the prospicient code construction in Section V for the diagonally correlated source model to guarantee that the receiver obtains \mathcal{M}_i for each i outside the error propagation window.

2) *Layer Rearrangement Block*: For simplicity first assume that all \tilde{R}_j s are integer. The results can be generalized for non-integer rates as explained in Appendix D. Each index $m_{i,j}$ is isomorphic to a length n sequence $\mathbf{b}_{i,j}^n$ over the alphabet

$\mathcal{B}_j \in \{0, 1\}^{R_j}$ and the indices associated with layer j are isomorphic to a sequence $\mathbf{c}_{i,j}^n$ defined as

$$M_{i,j} \leftrightarrow \mathbf{c}_{i,j}^n = (\mathbf{b}_{i,j}^n, \dots, \mathbf{b}_{i,B}^n). \quad (102)$$

and the collection of layers \mathcal{M}_i as defined in (101) is isomorphic to

$$\mathcal{M}_i \leftrightarrow \mathbf{d}_i^n = \begin{bmatrix} \mathbf{c}_{i,0}^n \\ \mathbf{c}_{i-1,0}^n \\ \vdots \\ \mathbf{c}_{i-W,0}^n \\ \mathbf{c}_{i-W-1,1}^n \\ \vdots \\ \mathbf{c}_{i-W-B,B}^n \end{bmatrix} \quad (103)$$

As shown in Fig. 9, the sequence \mathbf{d}_i^n is encoded at time i and recovered outside the error propagation window.

3) *Prospicient Encoder/Decoder*: It can be readily verified that \mathbf{d}_i^n in (103) is a linear diagonally correlated semi-deterministic source as defined in Def. 1. Hence applying the prospicient coding scheme in section V, the achievable rate from Prop. 1 is

$$R = R_0 + \frac{1}{W+1} \sum_{k=1}^B R_k \quad (104)$$

$$= \frac{1}{2} \log \frac{1}{d_0} + \frac{1}{2(W+1)} \sum_{k=1}^B \log \frac{1}{d_{W+j}}. \quad (105)$$

4) *Decoding of \hat{t}_i^n* : Using \mathbf{d}_i^n , which is isomorphic to \mathcal{M}_i defined in (101), the decoder is guaranteed to recover $(s_i^n, \dots, s_{i-W}^n)$ with distortions d_0 and the sequences $s_{i-W-1}^n, \dots, s_{i-W-B}^n$ with distortions d_{W+1}, \dots, d_{W+B} respectively.

C. Converse for Theorem 3

We need to show that for any sequence of codes that achieve a distortion tuple (d_0, \dots, d_{W+B}) the rate is lower bounded by (105).

As in the proof of Theorem 1, we consider a periodic erasure channel of period $p = B + W + 1$ and assume that the first B positions of each period are erased. Consider,

$$(W+1)n(t+1)R = H\left(f_B^{p-1}, f_{p+B}^{2p-1}, \dots, f_{(t-1)p+B}^{tp-1}, f_{tp+B}^{(t+1)p-1}\right) \quad (106)$$

$$= H(f_B^{p-1}) + \sum_{k=1}^t H(f_{kp+B}^{(k+1)p-1} | f_B^{p-1}, f_{p+B}^{2p-1}, \dots, f_{(k-1)p+B}^{kp-1}) \\ \geq H(f_B^{p-1}) + \sum_{k=1}^t H(f_{kp+B}^{(k+1)p-1} | f_0^{kp-1}) \quad (107)$$

where the last step follows from the fact that conditioning reduces entropy.

We next establish the following claim, whose proof is in Appendix E.

Claim 1. For each $k \geq 1$ we have that

$$\begin{aligned} & H\left(f_{kp+B}^{(k+1)p-1} | f_0^{kp-1}\right) \\ & \geq \frac{n}{2} \sum_{i=1}^B \log\left(\frac{1}{d_{W+i}}\right) + \frac{n(W+1)}{2} \log\left(\frac{1}{d_0}\right). \end{aligned} \quad (108)$$

Substituting (108) into (107) and taking $n \rightarrow \infty$ and then $t \rightarrow \infty$, we recover

$$R \geq \frac{1}{2} \log_2\left(\frac{1}{d_0}\right) + \frac{1}{2(W+1)} \sum_{j=1}^B \log_2\left(\frac{1}{d_{W+j}}\right). \quad (109)$$

as required.

D. Illustrative Sub-optimal Schemes

As explained in Sec.III-C and Fig. 3, the optimal performance is compared with the following sub-optimal schemes.

1) *Still-Image Compression*: In this scheme, the encoder ignores the decoder's memory and at time $i \geq 0$ encodes the source \mathbf{t}_i in a memoryless manner and sends the codewords through the channel. The rate associated to this scheme is

$$R_{\text{SI}}(\mathbf{d}) = I(\mathbf{t}_i; \hat{\mathbf{t}}_i) = \sum_{k=0}^K \frac{1}{2} \log\left(\frac{1}{d_k}\right) \quad (110)$$

In this scheme, the decoder is able to recover the source whenever its codeword is available, i.e. at all the times except when the erasure happens.

2) *Wyner-Ziv Compression with Delayed Side Information*: At time i the encoders assumes that \mathbf{t}_{i-B-1} is already reconstructed at the receiver within distortion \mathbf{d} . With this assumption, it compresses the source \mathbf{t}_i according to Wyner-Ziv scheme and transmits the codewords through the channel. The rate of this scheme is

$$R_{\text{WZ}}(B, \mathbf{d}) = I(\mathbf{t}_i; \hat{\mathbf{t}}_i | \hat{\mathbf{t}}_{i-B-1}) = \sum_{k=0}^B \frac{1}{2} \log\left(\frac{1}{d_k}\right) \quad (111)$$

Note that, if at time i , $\hat{\mathbf{t}}_{i-B-1}$ is not available, $\hat{\mathbf{t}}_{i-1}$ is available and the decoder can still use it as side-information to construct $\hat{\mathbf{t}}_i$ since $I(\mathbf{t}_i; \hat{\mathbf{t}}_i | \hat{\mathbf{t}}_{i-B-1}) \geq I(\mathbf{t}_i; \hat{\mathbf{t}}_i | \hat{\mathbf{t}}_{i-1})$.

As in the case of Still-Image Compression, the Wyner-Ziv scheme also enables the recovery of each source sequence except those with erased codewords.

3) *Predictive Coding plus FEC*: This scheme consists of predictive coding (DPC) [1] followed by a Forward Error Correction (FEC) code to compensate the effect of packet losses of the channel. As the contribution of B erased codewords need to be recovered using $W+1$ available codewords, the rate of this scheme can be computed as follows.

$$R_{\text{FEC}}(B, W, \mathbf{d}) = \frac{B+W+1}{W+1} I(\mathbf{t}_i; \hat{\mathbf{t}}_i | \hat{\mathbf{t}}_{i-1}) \quad (112)$$

$$= \frac{B+W+1}{2(W+1)} \log\left(\frac{1}{d_0}\right) \quad (113)$$

VIII. SYMMETRIC SOURCES: PROOF OF THEOREM 4

The special case when $W = 0$ follows directly from (6). We only need to consider the case when $W \geq 1$. For simplicity in exposition we consider the case when $W = 1$. Then we need to show that

$$R(B, W=1) \geq \frac{1}{2} H(s_{B+1}, s_{B+2} | s_0) \quad (114)$$

The proof for general $W \geq 1$ follows along similar lines and will be sketched briefly.

Assume that an erasure-burst spans time indices $j-B, \dots, j-1$. The decoder must recover

$$\hat{s}_{j+1}^n = \mathcal{G}_{j+1}\left(f_0^{j-B-1}, f_j, f_{j+1}\right). \quad (115)$$

From Fano's inequality, we have,

$$H\left(s_{j+1}^n | f_0^{j-B-1}, f_j, f_{j+1}\right) \leq n\varepsilon_n. \quad (116)$$

Furthermore if there is no erasure until time j then

$$\hat{s}_j^n = \mathcal{G}_j\left(f_0^j\right) \quad (117)$$

must hold. Hence from Fano's Inequality,

$$H\left(s_j^n | f_0^j\right) \leq n\varepsilon_n. \quad (118)$$

Our aim is to combine (116) and (118) to establish the following lower bound on the sum-rate

$$R_j + R_{j+1} \geq H(s_{j+1} | s_j) + H(s_j | s_{j-B-1}). \quad (119)$$

The lower bound then follows since

$$R \geq \max(R_j, R_{j+1}) \quad (120)$$

$$\geq \frac{1}{2}(R_j + R_{j+1}) \quad (121)$$

$$\geq \frac{1}{2}(H(s_{j+1} | s_j) + H(s_j | s_{j-B-1})) \quad (122)$$

$$= \frac{1}{2}(H(s_{j+1} | s_j, s_{j-B-1}) + H(s_j | s_{j-B-1})) \quad (123)$$

$$= \frac{1}{2} H(s_{j+1}, s_j | s_{j-B-1}) = \frac{1}{2} H(s_{B+1}, s_{B+2} | s_0) \quad (124)$$

thus establishing (114).

To establish (119) we make a connection to a multi-terminal source coding problem in Fig. 11.

A. Zig-Zag Source Coding

Consider the source coding problem with side information illustrated in Fig. 11(a). In this setup there are four source sequences drawn i.i.d. from a joint distribution $p(s_{j+1}, s_j, s_{j-1}, s_{j-B-1})$. The two encoders j and $j+1$ are revealed source sequences s_j^n and s_{j+1}^n and the two decoders j and $j+1$ are revealed sources s_{j-1}^n and s_{j-B-1}^n . The encoders operate independently and compress the source sequences to f_j and f_{j+1} at rates R_j and R_{j+1} respectively. Decoder j has access to (f_j, s_{j-1}^n) while decoder $j+1$ has access to $(f_j, f_{j+1}, s_{j-B-1}^n)$ and are interested in reproducing,

$$\hat{s}_j^n = \hat{\mathcal{G}}_j(f_j, s_{j-1}^n) \quad (125)$$

$$\hat{s}_{j+1}^n = \hat{\mathcal{G}}_{j+1}(f_j^{j+1}, s_{j-B-1}^n) \quad (126)$$

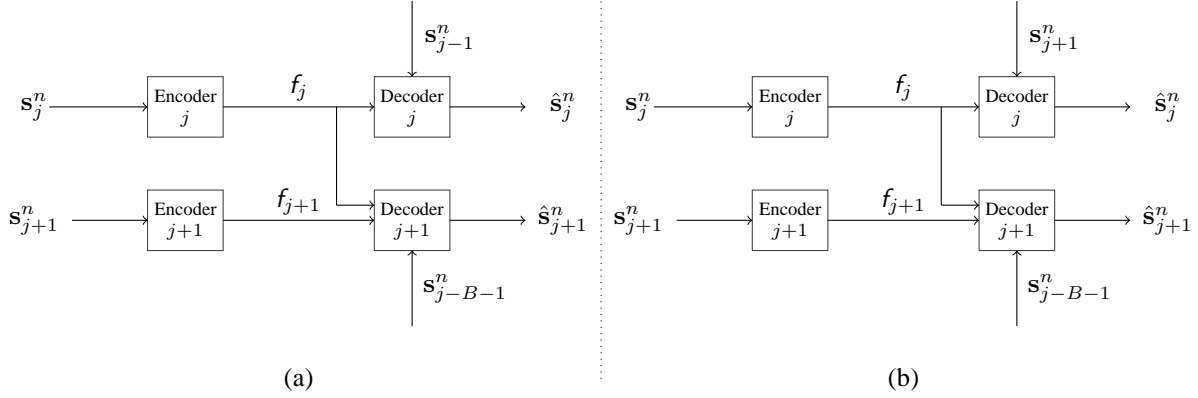


Fig. 11. Connection between the streaming problem and Zig-Zag source coding problem. The setup on the right is identical to the setup on the left, except with the side information sequence s_{j-1}^n replaced with s_{j+1}^n . However the rate region for both problems turns out to be identical for symmetric Markov sources.

respectively such that $\Pr(s_i^n \neq \hat{s}_i^n) \leq \varepsilon_n$ for $i = j, j+1$.

When s_{j-B-1}^n is a constant sequence, the problem has been studied in [12], [16]. A complete single letter characterization involving an auxiliary random variable is obtained. Fortunately in the present case of symmetric sources a simple lower bound can be obtained using the following observation.

Lemma 3. *The set of all achievable rate-pairs (R_j, R_{j+1}) for the problem in Fig. 11(a) is identical to the set of all achievable rate-pairs for the problem in Fig. 11(b) where the side information sequence s_{j-1}^n at decoder 1 is replaced by the side information sequence s_{j+1}^n .*

The proof of Lemma 3 follows by observing that the capacity region for the problem in Fig. 11(a) depends on the joint distribution $p(s_j, s_{j+1}, s_{j-1}, s_{j-B-1})$ only via the marginal distributions $p(s_j, s_{j-1})$ and $p(s_{j+1}, s_j, s_{j-B-1})$. When the source is symmetric the distributions $p(s_j, s_{j-1})$ and $p(s_j, s_{j+1})$ are identical. The formal proof will be omitted.

Thus it suffices to lower bound the achievable sum rate for the problem in Fig. 11(b). First upon applying the Slepian-Wolf lower bound to encoder $j+1$

$$nR_{j+1} \geq H(s_{j+1}^n | s_{j-B-1}^n, f_j) - n\varepsilon_n \quad (127)$$

and to bound R_j

$$\begin{aligned} nR_j &\geq H(f_j) \geq I(f_j; s_j^n | s_{j-B-1}^n) \\ &\geq H(s_j^n | s_{j-B-1}^n) - H(s_j^n | s_{j-B-1}^n, f_j) \\ &\geq nH(s_{B+1} | s_0) - H(s_j^n | s_{j-B-1}^n, f_j) \\ &\quad + H(s_j^n | s_{j-B-1}^n, s_{j+1}^n, f_j) - n\varepsilon_n \\ &= nH(s_j | s_{j-B-1}) - I(s_j^n; s_{j+1}^n | s_{j-B-1}^n, f_j) - n\varepsilon_n \\ &= nH(s_j | s_{j-B-1}) - H(s_{j+1}^n | s_{j-B-1}^n, f_j) \\ &\quad + H(s_{j+1}^n | s_{j-B-1}^n, s_j^n, f_j) - n\varepsilon_n \\ &= nH(s_j | s_{j-B-1}) - H(s_{j+1}^n | s_{j-B-1}^n, f_j) \\ &\quad + nH(s_{j+1} | s_j) - n\varepsilon_n \end{aligned} \quad (128)$$

where (128) follows by applying Fano's inequality since s_j^n can be recovered from (s_{j+1}^n, f_j) and hence $H(s_j^n | s_{j-B-1}^n, s_{j+1}^n, f_j) \leq n\varepsilon_n$ holds and (129) follows from

the Markov relation $s_{j+1}^n \rightarrow s_j^n \rightarrow (f_j, s_{j-B-1}^n)$. Observe that (119) follows by summing (127) and (129).

B. Connection between Streaming and Zig-Zag Coding Problems

It remains to show that the lower bound on the Zig-Zag coding problem also constitutes a lower bound on the original problem.

Lemma 4. *Suppose that the encoding function $f_j = \mathcal{F}_j(s_j^n)$ is memoryless. Suppose that there exist decoding functions $\hat{s}_j^n = \mathcal{G}_j(f_0^j)$ and $\hat{s}_{j+1}^n = \mathcal{G}_{j+1}(f_0^{j-B-1}, f_j, f_{j+1})$ such that $\Pr(\hat{s}_j^n \neq s_j^n)$ and $\Pr(\hat{s}_{j+1}^n \neq s_{j+1}^n)$ both vanish to zero as $n \rightarrow \infty$. Then*

$$H(s_j^n | s_{j-1}^n, f_j) \leq n\varepsilon_n \quad (130)$$

$$H(s_{j+1}^n | s_{j-B-1}^n, f_j, f_{j+1}) \leq n\varepsilon_n \quad (131)$$

also hold.

Proof: To establish (130) we note that for the memoryless encoder the following Markov chain holds:

$$f_0^{j-1} \rightarrow s_{j-1}^n \rightarrow (f_j, s_j^n). \quad (132)$$

Hence we have that

$$n\varepsilon_n \geq H(s_j^n | f_0^j) \geq H(s_j^n | f_0^{j-1}, s_{j-1}^n, f_j) \quad (133)$$

$$= H(s_j^n | s_{j-1}^n, f_j), \quad (134)$$

where the last step follows via (132). Similarly using $f_0^{j-B-2} \rightarrow s_{j-B-2}^n \rightarrow (f_{j-1}, s_j^n, f_j)$, we have

$$\begin{aligned} n\varepsilon_n &\geq H(s_j^n | f_0^{j-B-2}, f_{j-1}, f_j) \\ &\geq H(s_j^n | f_0^{j-B-2}, s_{j-B-2}^n, f_{j-1}, f_j) \\ &= H(s_j^n | s_{j-B-2}^n, f_{j-1}, f_j). \end{aligned} \quad (135)$$

The conditions in (130) and (131) show that any rate that is achievable in the original problem is also achieved in the zig-zag source network. Hence a lower bound to the source network also constitutes a lower bound to the original problem. ■

C. Extension to Arbitrary $W > 1$

Finally we comment of the extension of the above approach to $W = 2$. We now consider three encoders $t \in \{j, j+1, j+2\}$. Encoder t observes a source sources s_t^n and compresses it into an index $f_j \in [1, 2^{nR_j}]$. The corresponding decoders are revealed s_{t-1}^n for $t \in \{j, j+1\}$ and the decoder $j+2$ is revealed s_{j-B-1}^n . By an argument analogous to Lemma 3 the rate region is equivalent to the case when decoders j and $j+1$ are instead revealed s_{j+1}^n and s_{j+2}^n respectively. For this new setup it is easy to show that decoder $j+2$ must reconstruct $(s_j^n, s_{j+1}^n, s_{j+2}^n)$ given $(s_{j-B-1}^n, f_j, f_{j+1}, f_{j+2})$. The sum rate must therefore satisfy $R_j + R_{j+1} + R_{j+2} \geq \frac{1}{3}H(s_j, s_{j+1}, s_{j+2}|s_{j-B-1})$. Using an extension of Lemma 4 we can show that the proposed lower bound also continues to hold for the original streaming problem. This completes the proof. The extension to any arbitrary $W > 1$ is completely analogous.

IX. DELAY CONSTRAINED DECODERS: PROOF OF THEOREM 5

A. Achievability

The achievability of the rate expression (34) is established through a Slepian-Wolf coding scheme. A Slepian-Wolf codebook is constructed by partitioning the space of all typical sequences s_i^n into 2^{nR} bins and the bin index f_i is transmitted at time i . The decoder is required to output \hat{s}_i^n in one of two ways. If it has access to s_{i-1}^n then it finds a sequence jointly typical with \hat{s}_{i-1}^n in the bin index of f_i . This succeeds with high probability if $R \geq H(s_1|s_0)$ which is clearly satisfied in (34).

If the receiver needs to recover from an erasure burst spanning $t \in \{j-B, \dots, j-1\}$ it has access to s_{j-B-1}^n and needs to use f_j^{j+T} to recover s_j^n . It simultaneously attempts to decode all of s_j^n, \dots, s_{j+T}^n using f_j, \dots, f_{j+T} and s_{j-B-1}^n . This succeeds if $(T+1)R \geq H(s_j, \dots, s_{j+T}|s_{j-B-1})$ which in turn holds via (35).

B. Converse

The basic idea behind the converse is illustrated in Fig. 12. We consider a periodic erasure channel with period $p = B + T + 1$. The k -th period, for $k \geq 1$, spans the interval $[(k-1)(B+T+1)+1, k(B+T+1)]$. In each period the first B packets are erased, whereas the remaining $T+1$ packets $f_{kB+k+(k-1)T}, \dots, f_{k(B+T+1)}$ are not erased. For sake of convenience we denote the lower and upper end-points of the k -th interval by $l_k = (k-1)(B+T+1)+1$ and $u_k = k(B+T+1)$. The beginning of the un-erased symbols in the k -th interval is $e_k = kB + k + (k-1)T$. Furthermore for sake of compactness we denote the n -letter sequence s^n by \mathbf{s} i.e., using the bold-face font.

We provide a heuristic argument that is then formalized below. Consider the first period spanning time $[1, B+T+1]$. Recall that the first B channel packets are erased. The source sequence \mathbf{s}_{B+1} corresponding to the first un-erased channel packet is recovered at the end of the period i.e., by time $t = B+T+1$. As soon as this is recovered the decoding

of the remaining source sequences in $[B+2, B+T+1]$ is transparent to any previous erasures due to the Markov nature of the source.

Thus for the recovery of sources $\mathbf{s}_{B+2}, \dots, \mathbf{s}_{B+T+1}$, the relevant erasure burst of length B spans the interval $[B+T+2, 2B+T+1]$. All these source sequences are recovered by their deadline and in particular before the end of the second period.

Thus continuing this argument, if we consider a total of N periods then we have a total of $N(T+1)$ channel packets and recover $\{\mathbf{s}_{e_k}, \dots, \mathbf{s}_{u_k}\}_{1 \leq k \leq N-1}$. Thus we have

$$N(T+1)nH(f) \geq H(\{\mathbf{s}_{e_k}, \dots, \mathbf{s}_{u_k}\}_{k=1}^{N-1}|\mathbf{s}_0) \quad (136)$$

$$= (N-1)nH(\mathbf{s}_{B+1}, \dots, \mathbf{s}_{B+T+1}|\mathbf{s}_0) \quad (137)$$

which reduces to (35) as we take $N \rightarrow \infty$.

For the formal converse first observe that,

$$H(f_{e_1}^{u_1}, f_{e_2}^{u_2}, \dots, f_{e_N}^{u_N}|\mathbf{s}_0^n) \geq H(\mathbf{s}_{e_1}, f_{e_1}^{u_1}, f_{e_2}^{u_2}, \dots, f_{e_N}^{u_N}|\mathbf{s}_0) - H(\mathbf{s}_{e_1}|f_{e_1}^{u_1}, \mathbf{s}_0) \quad (138)$$

$$= H(\mathbf{s}_{e_1}, f_{e_1}^{u_1}, f_{e_2}^{u_2}, \dots, f_{e_N}^{u_N}|\mathbf{s}_0) - n\varepsilon_n \quad (139)$$

$$= H(\mathbf{s}_{e_1}, f_{e_1}|\mathbf{s}_0) + H(f_{e_1+1}^{u_1}, f_{e_2}^{u_2}, \dots, f_{e_N}^{u_N}|\mathbf{s}_{e_1}, f_{e_1}, \mathbf{s}_0) - n\varepsilon_n \quad (140)$$

$$\geq nH(\mathbf{s}_{B+1}|\mathbf{s}_0) + H(f_{e_1+1}^{u_1}, f_{e_2}^{u_2}, \dots, f_{e_N}^{u_N}|\mathbf{s}_{e_1}, f_0^{e_1}, \mathbf{s}_0) - n\varepsilon_n \quad (141)$$

where we use the Fano's inequality in (139) since \mathbf{s}_{B+1} can be recovered from $(\mathbf{s}_0, f_{B+1}^{B+T+1})$ due to the delay constraint of T symbols while (141) follows from the fact that conditioning in the second term only reduces entropy.

We further simplify the second term in (141) as follows:

$$H(f_{e_1+1}^{u_1}, f_{e_2}^{u_2}, \dots, f_{e_N}^{u_N}|\mathbf{s}_{e_1}, f_0^{e_1}, \mathbf{s}_0) \geq H(\mathbf{s}_{e_1+1}^{u_1}, f_{e_1+1}^{u_1}, f_{e_2}^{u_2}, \dots, f_{e_N}^{u_N}|\mathbf{s}_{e_1}, f_0^{e_1}, \mathbf{s}_0) - H(\mathbf{s}_{e_1+1}^{u_1}|f_0^{u_1}, f_{e_2}^{u_2}) \quad (142)$$

$$\geq H(\mathbf{s}_{e_1+1}^{u_1}, f_{e_1+1}^{u_1}, f_{e_2}^{u_2}, \dots, f_{e_N}^{u_N}|\mathbf{s}_{e_1}, f_0^{e_1}, \mathbf{s}_0) - n\varepsilon_n \quad (143)$$

$$= H(\mathbf{s}_{e_1+1}^{u_1}, f_{e_1+1}^{u_1}|\mathbf{s}_{e_1}, \mathbf{s}_0, f_0^{e_1}) + H(f_{e_2}^{u_2}, \dots, f_{e_N}^{u_N}|\mathbf{s}_0, \mathbf{s}_{e_1}^{u_1}, f_0^{u_1}) - n\varepsilon_n \quad (144)$$

$$\geq H(\mathbf{s}_{e_1+1}^{u_1}|\mathbf{s}_{e_1}) + H(f_{e_2}^{u_2}, \dots, f_{e_N}^{u_N}|\mathbf{s}_0, \mathbf{s}_{e_1}^{u_1}, f_0^{u_1}) - n\varepsilon_n \quad (145)$$

$$\geq nTH(\mathbf{s}_1|\mathbf{s}_0) + H(f_{e_2}^{u_2}, \dots, f_{e_N}^{u_N}|\mathbf{s}_0, \mathbf{s}_{e_1}^{u_1}, f_0^{u_1}) - n\varepsilon_n \quad (146)$$

where (143) follows from the application of Fano's inequality since all the sequences $\mathbf{s}_{B+2}^n, \dots, \mathbf{s}_{B+T+1}^n$ are recovered by time $u_2 = 2B + 2T + 2$ when the B packets in the interval $[B+T+2, 2B+T+1]$ are erased, (145) follows from the fact that $(\mathbf{s}_0^n, f_0^{B+1}) \rightarrow \mathbf{s}_{B+1}^n \rightarrow (\mathbf{s}_{B+2}^n, \dots, \mathbf{s}_{B+T+1}^n)$ and (146) follows because the source sequences are memoryless and form a Markov chain.

Following the same steps as (141) and (146), we have

$$H(f_{e_2}^{u_2}, \dots, f_{e_N}^{u_N}|\mathbf{s}_0, \mathbf{s}_{e_1}^{u_1}, f_0^{u_1}) = nH(\mathbf{s}_{B+1}|\mathbf{s}_0) \quad (147)$$

$$+ H(f_{e_2+1}^{u_2}, f_{e_3}^{u_3}, \dots, f_{e_N}^{u_N}|\mathbf{s}_0, \mathbf{s}_{e_1}^{u_1}, \mathbf{s}_{e_2}, f_0^{e_2}) \quad (148)$$

$$\geq nH(\mathbf{s}_{B+1}|\mathbf{s}_0) + nTH(\mathbf{s}_1|\mathbf{s}_0) + H(f_{e_3}^{u_3}, \dots, f_{e_N}^{u_N}|\mathbf{s}_0, \mathbf{s}_{e_1}^{u_1}, \mathbf{s}_{e_2}^{u_2}, f_0^{u_2}) \quad (149)$$

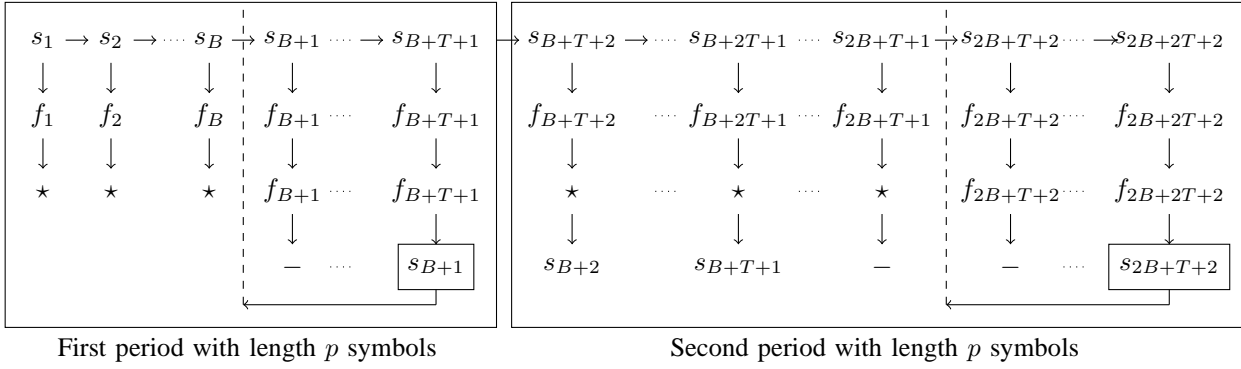


Fig. 12. Periodic erasure channel considered in proof of converse.

Continuing these steps, we have that

$$N(T+1)nR \geq H(f_{e1}^{u1}, f_{e2}^{u2}, \dots, f_{eN}^{uN} | s_0^n) \quad (150)$$

$$\geq nNH(s_{B+1} | s_0) + nT(N-1)H(s_1 | s_0) + H(f_{eN+1}^{uN} | s_0^{eN}, f_0^{eN}) - nN\varepsilon_n \quad (151)$$

Dividing by $N(T+1)n$ and taking $n \rightarrow \infty$ and thereafter $N \rightarrow \infty$ we recover (35).

X. CONCLUSIONS

We introduce an information theoretic framework to characterize the fundamental tradeoff between compression efficiency and error propagation in video streaming systems. We introduce the *rate-recovery function* and develop upper and lower bounds on this function. The lower bound is established by drawing connection to a periodic erasure channel and a multi-terminal source coding problem. We show that for the first-order Markov sources the rate-recovery function equals the sum of the ideal predictive coding rate and another term that decreases as $\frac{1}{W+1}$. For the class of linear deterministic Markov sources and i.i.d. Gaussian sources with a sliding-window recovery constraint we propose a new coding technique — *prospicient coding* — that achieve the rate-recovery function. Numerical results indicate significant gains over traditional techniques such as the FEC based schemes. For the class of symmetric sources and memoryless encoding the optimality of a random binning based scheme is established by drawing connection to the Zig-Zag source network problem. The optimality of binning is also established when the error recovery window is of length zero.

Several open problems remain in our proposed framework. A complete characterization of the rate-recovery function remains to be obtained. Better lower bounds can potentially be obtained by considering more elaborate schemes rather than the binning based technique. Finally extension of this framework to lossy reconstructions beyond what has been considered in this paper is also a very fruitful area of research.

APPENDIX A PROOF OF COROLLARY 1

According to the chain rule of entropies, the term in (7) can be written as

$$H(s_{B+1}, s_{B+2}, \dots, s_{B+W+1} | s_0) \quad (152)$$

$$= H(s_{B+1} | s_0) + \sum_{k=1}^W H(s_{B+k+1} | s_0, s_{B+1}, \dots, s_{B+k})$$

$$= H(s_{B+1} | s_0) + WH(s_1 | s_0) \quad (153)$$

$$= H(s_{B+1} | s_0) - H(s_{B+1} | s_B, s_0) + H(s_{B+1} | s_B, s_0) + WH(s_1 | s_0) \quad (154)$$

$$= H(s_{B+1} | s_0) - H(s_{B+1} | s_B, s_0) + H(s_{B+1} | s_B) + WH(s_1 | s_0) \quad (155)$$

$$= I(s_{B+1}; s_B | s_0) + (W+1)H(s_1 | s_0) \quad (156)$$

$$= (W+1)R^+(B, W) \quad (157)$$

where (153) follows from the Markov property

$$s_0, s_{B+1}, \dots, s_{B+k-1} \rightarrow s_{B+k} \rightarrow s_{B+k+1} \quad (158)$$

for any k and from the temporally independency and stationarity of the sources which for each k implies that

$$H(s_{B+k+1} | s_{B+k}) = H(s_1 | s_0). \quad (159)$$

Note that in (154) we add and subtract the same term and (155) also follows from the Markov property of (158) for $k=0$.

APPENDIX B PROOF OF LEMMA 1

First let us define the following notations.

- For a vector \mathbf{x} of size x , define $\mathbf{x}^{(u,a)}$ and $\mathbf{x}^{(d,a)}$ such that

$$\mathbf{x} = \begin{matrix} a \\ (x-a) \end{matrix} \begin{bmatrix} \mathbf{x}^{(u,a)} \\ \mathbf{x}^{(d,a)} \end{bmatrix}, \quad (160)$$

- For a matrix \mathbf{X} of size $x \times y$, define $\mathbf{X}^{(l,a)}$, $\mathbf{X}^{(r,a)}$, $\mathbf{X}^{(u,b)}$ and $\mathbf{X}^{(d,b)}$ as

$$\mathbf{X} = \begin{bmatrix} a & (y-a) \\ \mathbf{X}^{(l,a)} & \mathbf{X}^{(r,a)} \end{bmatrix}, \quad (161)$$

and

$$\mathbf{X} = \begin{matrix} & b \\ & (x-b) \end{matrix} \begin{bmatrix} \mathbf{X}^{(u,b)} \\ \mathbf{X}^{(d,b)} \end{bmatrix}, \quad (162)$$

- For a square matrix \mathbf{X} of size x , define matrices $\mathbf{X}^{(ul,a)}$, $\mathbf{X}^{(ur,a)}$, $\mathbf{X}^{(dl,a)}$ and $\mathbf{X}^{(dr,a)}$ such that

$$\mathbf{X} = \begin{matrix} & a & (x-a) \\ a & \begin{bmatrix} \mathbf{X}^{(ul,a)} & \mathbf{X}^{(ur,a)} \\ \mathbf{X}^{(dl,a)} & \mathbf{X}^{(dr,a)} \end{bmatrix} \\ (x-a) & \end{matrix}. \quad (163)$$

We introduce an iterative method to define the transformation \mathcal{L}_f .

Step 0: If $\mathbf{A} = 0$ or $N_1 = N_d$, the source is in the form of (76). Thus $\mathcal{L}_f(\mathbf{s}_i) = \mathbf{s}_i$. Otherwise, continue to next step.

Step 1: Without loss of generality we assume that the first N_1 rows of matrix \mathbf{A} are independent.⁶ Let $\mathbf{R}_{1,0}$ denotes the first N_1 rows of \mathbf{A} and

$$\mathbf{A}^{(d,N_1)} = \mathbf{V}_1 \mathbf{R}_{1,0} \quad (164)$$

where \mathbf{V}_1 is an $(N_d - N_1) \times N_1$ matrix relating dependent rows of \mathbf{A} to $\mathbf{R}_{1,0}$. Also define invertible square matrix \mathbf{M}_1 as

$$\mathbf{M}_1 \triangleq \begin{matrix} & N_1 & (N_d - N_1) \\ N_1 & \begin{bmatrix} \mathbf{I} & 0 \\ -\mathbf{V}_1 & \mathbf{I} \end{bmatrix} \\ (N_d - N_1) & \end{matrix}. \quad (165)$$

Note that

$$\mathbf{M}_1^{-1} = \begin{bmatrix} \mathbf{I} & 0 \\ \mathbf{V}_1 & \mathbf{I} \end{bmatrix}. \quad (166)$$

Define

$$\begin{pmatrix} \mathbf{s}_{i,1} \\ \bar{\mathbf{s}}_{i,1} \end{pmatrix} \triangleq \begin{pmatrix} (\mathbf{M}_1 \mathbf{s}_{i,d})^{(u,N_1)} \\ (\mathbf{M}_1 \mathbf{s}_{i,d})^{(d,N_1)} \end{pmatrix} = \mathbf{M}_1 \mathbf{s}_{i,d}. \quad (167)$$

We have

$$\begin{pmatrix} \mathbf{s}_{i,1} \\ \bar{\mathbf{s}}_{i,1} \end{pmatrix} = (\mathbf{M}_1 \mathbf{A} \quad \mathbf{M}_1 \mathbf{B} \mathbf{M}_1^{-1}) \begin{pmatrix} \mathbf{s}_{i-1,0} \\ \mathbf{M}_1 \mathbf{s}_{i-1,d} \end{pmatrix} \quad (168)$$

$$= \begin{pmatrix} \mathbf{R}_{1,0} & (\mathbf{M}_1 \mathbf{B} \mathbf{M}_1^{-1})^{(ul,N_1)} & (\mathbf{M}_1 \mathbf{B} \mathbf{M}_1^{-1})^{(ur,N_1)} \\ 0 & (\mathbf{M}_1 \mathbf{B} \mathbf{M}_1^{-1})^{(dl,N_1)} & (\mathbf{M}_1 \mathbf{B} \mathbf{M}_1^{-1})^{(dr,N_1)} \end{pmatrix} \times \begin{pmatrix} \mathbf{s}_{i-1,0} \\ (\mathbf{M}_1 \mathbf{s}_{i-1,d})^{(u,N_1)} \\ (\mathbf{M}_1 \mathbf{s}_{i-1,d})^{(d,N_1)} \end{pmatrix} \quad (169)$$

$$= \begin{matrix} & N_0 & N_1 & N_d - N_1 \\ N_1 & \begin{bmatrix} \mathbf{R}_{1,0} & \mathbf{R}_{1,1} & \mathbf{R}'_{1,2} \\ 0 & \mathbf{A}^{(1)} & \mathbf{B}^{(1)} \end{bmatrix} \\ N_d - N_1 & \end{matrix} \begin{pmatrix} \mathbf{s}_{i-1,0} \\ \mathbf{s}_{i-1,1} \\ \bar{\mathbf{s}}_{i-1,1} \end{pmatrix} \quad (170)$$

where $\mathbf{A}^{(1)} = (\mathbf{M}_1 \mathbf{B} \mathbf{M}_1^{-1})^{(dl,N_1)}$ and $\mathbf{B}^{(1)} = (\mathbf{M}_1 \mathbf{B} \mathbf{M}_1^{-1})^{(dr,N_1)}$ and the other matrices are defined similarly. Till now $\mathbf{s}_{i,1}$ is defined.

Step 2: Define $N_2 \triangleq \text{Rank}(\mathbf{A}^{(1)})$. Generally

$$N_2 \leq \min\{N_1, N_d - N_1\} \quad (171)$$

⁶By rearranging the rows of matrices \mathbf{A} and \mathbf{B} , this assumption can always be satisfied.

If $N_2 = N_d - N_1$ or if $\mathbf{A}^{(1)}$ is zero matrix, set $\mathbf{s}_{i,2} = \bar{\mathbf{s}}_{i,1}$ and

$$\mathcal{L}_f(\mathbf{s}_i) = \begin{pmatrix} \mathbf{s}_{i,0} \\ \mathbf{s}_{i,1} \\ \mathbf{s}_{i,2} \end{pmatrix} \quad (172)$$

If $\mathbf{A}^{(1)} \neq 0$ and $N_2 < N_d - N_1$, again we assume that the first N_2 rows of $\mathbf{A}^{(1)}$ denoted by $\mathbf{R}_{2,1}$ contains independent rows and

$$\mathbf{A}^{(1)(d,N_2)} = \mathbf{V}_2 \mathbf{R}_{2,1}. \quad (173)$$

Also define invertible matrix \mathbf{M}_2 as

$$\mathbf{M}_2 \triangleq \begin{matrix} & N_2 & (N_d - N_1 - N_2) \\ N_2 & \begin{bmatrix} \mathbf{I} & 0 \\ -\mathbf{V}_2 & \mathbf{I} \end{bmatrix} \\ (N_d - N_1 - N_2) & \end{matrix}. \quad (174)$$

and

$$\begin{pmatrix} \mathbf{s}_{i,2} \\ \bar{\mathbf{s}}_{i,2} \end{pmatrix} \triangleq \begin{pmatrix} (\mathbf{M}_2 \bar{\mathbf{s}}_{i,1})^{u,N_2} \\ (\mathbf{M}_2 \bar{\mathbf{s}}_{i,1})^{d,N_2} \end{pmatrix} = \mathbf{M}_2 \bar{\mathbf{s}}_{i,1} \quad (175)$$

We have

$$\begin{pmatrix} \mathbf{s}_{i,1} \\ \mathbf{s}_{i,2} \\ \bar{\mathbf{s}}_{i,2} \end{pmatrix} = \begin{pmatrix} \mathbf{R}_{1,0} & \mathbf{R}_{1,1} & \mathbf{R}'_{1,2} \mathbf{M}_2^{-1} \\ 0 & \mathbf{M}_2 \mathbf{A}^{(1)} & \mathbf{M}_2 \mathbf{B}^{(1)} \mathbf{M}_2^{-1} \end{pmatrix} \begin{pmatrix} \mathbf{s}_{i-1,0} \\ \mathbf{s}_{i-1,1} \\ \mathbf{M}_2 \bar{\mathbf{s}}_{i-1,1} \end{pmatrix} \quad (176)$$

and (176) is equivalent to (177) which can be written as

$$\begin{pmatrix} \mathbf{s}_{i,1} \\ \mathbf{s}_{i,2} \\ \bar{\mathbf{s}}_{i,2} \end{pmatrix} = \begin{pmatrix} \mathbf{R}_{1,0} & \mathbf{R}_{1,1} & \mathbf{R}_{1,2} & \mathbf{R}'_{1,3} \\ 0 & \mathbf{R}_{2,1} & \mathbf{R}_{2,2} & \mathbf{R}'_{2,3} \\ 0 & 0 & \mathbf{A}^{(2)} & \mathbf{B}^{(2)} \end{pmatrix} \begin{pmatrix} \mathbf{s}_{i-1,0} \\ \mathbf{s}_{i-1,1} \\ \mathbf{s}_{i-1,2} \\ \bar{\mathbf{s}}_{i-1,1} \end{pmatrix} \quad (178)$$

Note that $\mathbf{s}_{i,2}$ is defined in this step.

This procedure can be repeated through next steps until $(K - 1)$ th step where $\mathbf{A}^{(K-1)}$ is either full-rank of rank N_K or zero matrix. In this step define $\mathbf{R}_{K,K-1} = \mathbf{A}^{(K-1)}$ and $\mathbf{s}_{i,K} = \bar{\mathbf{s}}_{i,K-1}$. The result is

$$\hat{\mathbf{s}}_i = \mathcal{L}_f(\mathbf{s}_i) = \begin{pmatrix} \mathbf{s}_{i,0} \\ \vdots \\ \mathbf{s}_{i,K} \end{pmatrix}. \quad (179)$$

Similar to (66) and (171), (78) can be verified for all the steps. Note that all the steps are invertible. This completes the proof of lemma 1.

APPENDIX C PROOF OF LEMMA 2

Consider a source $\hat{\mathbf{s}}_i$ consisting of N_0 innovation bits and K deterministic sub-symbols $\hat{\mathbf{s}}_{i,d}$ defined in (76). The following iterative method characterizes the transformation \mathcal{L}_b .

Step 0: If $\mathbf{R}_{K,K-1} = 0$, we have

$$\mathbf{s}_{i,K} = \mathbf{R}_{K,K} \mathbf{s}_{i-1,K} \quad (180)$$

$$= \mathbf{R}_{K,K}^{i+1} \mathbf{s}_{-1,K} \quad (181)$$

Note that \mathbf{s}_{-1} , and thus $\mathbf{s}_{-1,K}$, is known at the decoder. Therefore, we can eliminate sub-symbol $\mathbf{s}_{i,K}$ and consider

$$\begin{pmatrix} \mathbf{s}_{i,1} \\ \mathbf{s}_{i,2} \\ \bar{\mathbf{s}}_{i,2} \end{pmatrix} = \begin{pmatrix} \mathbf{R}_{1,0} & \mathbf{R}_{1,1} & (\mathbf{R}'_{1,2}\mathbf{M}_2^{-1})^{l,N_2} & (\mathbf{R}'_{1,2}\mathbf{M}_2^{-1})^{r,N_2} \\ 0 & (\mathbf{M}_2\mathbf{A}^{(1)})^{u,N_2} & (\mathbf{M}_2\mathbf{B}^{(1)}\mathbf{M}_2^{-1})^{ul,N_2} & (\mathbf{M}_2\mathbf{B}^{(1)}\mathbf{M}_2^{-1})^{ur,N_2} \\ 0 & (\mathbf{M}_2\mathbf{A}^{(1)})^{d,N_2} & (\mathbf{M}_2\mathbf{B}^{(1)}\mathbf{M}_2^{-1})^{dl,N_2} & (\mathbf{M}_2\mathbf{B}^{(1)}\mathbf{M}_2^{-1})^{dr,N_2} \end{pmatrix} \begin{pmatrix} \mathbf{s}_{i-1,0} \\ \mathbf{s}_{i-1,1} \\ (\mathbf{M}_2\bar{\mathbf{s}}_{i-1,1})^{(u,N_2)} \\ (\mathbf{M}_2\bar{\mathbf{s}}_{i-1,1})^{(l,N_2)} \end{pmatrix} \quad (177)$$

$$\hat{\mathbf{s}}_{i,d} = \begin{pmatrix} \hat{\mathbf{s}}_{i,1} \\ \hat{\mathbf{s}}_{i,2} \\ \vdots \\ \hat{\mathbf{s}}_{i,K-1} \end{pmatrix} = \begin{pmatrix} \mathbf{R}_{1,0} & \mathbf{R}_{1,1} & \cdots & \mathbf{R}_{1,K-2} & \mathbf{R}_{1,K-1} \\ 0 & \mathbf{R}_{2,1} & \cdots & \mathbf{R}_{2,K-2} & \mathbf{R}_{2,K-1} \\ \vdots & \vdots & \ddots & \vdots & \vdots \\ 0 & 0 & \cdots & \mathbf{R}_{K-1,K-2} & \mathbf{R}_{K-1,K-1} \end{pmatrix} \begin{pmatrix} \hat{\mathbf{s}}_{i-1,0} \\ \hat{\mathbf{s}}_{i-1,1} \\ \vdots \\ \hat{\mathbf{s}}_{i-1,K-2} \\ \hat{\mathbf{s}}_{i-1,K-1} \end{pmatrix}, \quad (182)$$

the source $\hat{\mathbf{s}}_i$ with N_0 innovation bits and deterministic bits characterized by (182), at the top of this page, and continue to next step with $K-1$. Note that knowing $\hat{\mathbf{s}}_i$, $\hat{\mathbf{s}}_i$ can be constructed.

If $\mathbf{R}_{K,K-1}$ is full-rank of rank K , continue to next step.

Step 1: Define

$$\begin{pmatrix} \tilde{\mathbf{s}}_{i,K-1} \\ \tilde{\mathbf{s}}_{i,K} \end{pmatrix} \triangleq \begin{pmatrix} \mathbf{I}_{N_{K-1}} & \mathbf{X}_1 \\ 0 & \mathbf{I}_{N_K} \end{pmatrix} \begin{pmatrix} \mathbf{s}_{i,K-1} \\ \mathbf{s}_{i,K} \end{pmatrix} \quad (183)$$

and

$$\mathbf{D}_1 \triangleq \begin{matrix} \sum_{j=0}^{K-2} N_j & N_{K-1} & N_K \\ \sum_{j=0}^{K-2} N_j & & \\ N_{K-1} & & \\ N_K & & \end{matrix} \begin{bmatrix} \mathbf{I} & 0 & 0 \\ 0 & \mathbf{I} & \mathbf{X}_1 \\ 0 & 0 & \mathbf{I} \end{bmatrix} \quad (184)$$

and note that

$$\mathbf{D}_1^{-1} = \begin{pmatrix} \mathbf{I} & 0 & 0 \\ 0 & \mathbf{I} & -\mathbf{X}_1 \\ 0 & 0 & \mathbf{I} \end{pmatrix} \quad (185)$$

Also \mathbf{X}_1 can be defined such that

$$\mathbf{R}_{K,K} - \mathbf{R}_{K,K-1}\mathbf{X}_1 = 0. \quad (186)$$

By these definitions, (76) can be reformulated to get (187).

Matrices $\tilde{\mathbf{R}}_{(\cdot,\cdot)}^{(1)}$ can be defined accordingly.

Step $j \in [2 : K]$: Define $l = K - j$. At step j , the source is transformed into the form of (188). Now define

$$\mathbf{D}_j \triangleq \begin{matrix} \sum_{j=0}^{l-1} N_j & N_l & N_{l+1} & \cdots & N_K \\ \sum_{j=0}^{l-1} N_j & & & & \\ N_l & & & & \\ N_{l+1} & & & & \\ \vdots & & & & \\ N_K & & & & \end{matrix} \begin{bmatrix} \mathbf{I} & 0 & 0 & \cdots & 0 \\ 0 & \mathbf{I} & \mathbf{X}_{1,j} & \cdots & \mathbf{X}_{j,j} \\ 0 & 0 & \mathbf{I} & \cdots & 0 \\ \vdots & \vdots & \vdots & \ddots & \vdots \\ 0 & 0 & 0 & \cdots & \mathbf{I} \end{bmatrix} \quad (189)$$

and note that

$$\mathbf{D}_j^{-1} = \begin{pmatrix} \mathbf{I} & 0 & 0 & \cdots & 0 \\ 0 & \mathbf{I} & -\mathbf{X}_{1,j} & \cdots & -\mathbf{X}_{j,j} \\ 0 & 0 & \mathbf{I} & \cdots & 0 \\ \vdots & \vdots & \vdots & \ddots & \vdots \\ 0 & 0 & 0 & \cdots & \mathbf{I} \end{pmatrix}. \quad (190)$$

Also define

$$\tilde{\mathbf{s}}_{i,l} \triangleq (\mathbf{I} \quad \mathbf{X}_{1,j} \quad \mathbf{X}_{2,j} \quad \cdots \quad \mathbf{X}_{j,j}) \begin{pmatrix} \mathbf{s}_{i,l} \\ \tilde{\mathbf{s}}_{i,l+1} \\ \tilde{\mathbf{s}}_{i,l+2} \\ \vdots \\ \tilde{\mathbf{s}}_{i,K} \end{pmatrix} \quad (191)$$

By these definitions, (188) reduces to

$$\begin{pmatrix} \mathbf{s}_{i,1} \\ \vdots \\ \mathbf{s}_{i,l-1} \\ \tilde{\mathbf{s}}_{i,l} \\ \tilde{\mathbf{s}}_{i,l+1} \\ \tilde{\mathbf{s}}_{i,l+2} \\ \vdots \\ \tilde{\mathbf{s}}_{i,K} \end{pmatrix} = \mathbf{D}_j^{(dr,N_0)\Psi(j-1)} \mathbf{D}_j^{-1} \begin{pmatrix} \mathbf{s}_{i-1,0} \\ \vdots \\ \mathbf{s}_{i-1,l-1} \\ \tilde{\mathbf{s}}_{i-1,l} \\ \tilde{\mathbf{s}}_{i-1,l+1} \\ \tilde{\mathbf{s}}_{i-1,l+2} \\ \vdots \\ \tilde{\mathbf{s}}_{i,K} \end{pmatrix}, \quad (192)$$

By defining $\mathbf{X}_{k,j}$ s such that for each $k \in \{1, 2, \dots, j\}$

$$\tilde{\mathbf{R}}_{l+1,l+k}^{(j-1)} - \mathbf{R}_{l+1,l}\mathbf{X}_{k,j} = 0, \quad (193)$$

it is not hard to see that (192) can be rewritten as (194) whose $(l+1)$ th row is block-diagonalized.

After these steps, the source \mathbf{s}_i is changed into the diagonally correlated Markov source $\tilde{\mathbf{s}}_i$, with N_0 innovation bits $\tilde{\mathbf{s}}_{i,0}$ and deterministic bits as (195). All the steps are invertible and this completes the proof.

APPENDIX D GENERALIZATION TO NON-INTEGERS R_j

Assume that \tilde{R}_j are rational⁷. There exists an $0 < \alpha < 1$ such that $\tilde{R}'_j = \tilde{R}_j/\alpha$ is integer for each $j \in \{0, 1, \dots, B\}$. Define $n' = \alpha n$. Each codeword $b_{i,j} \in \{1, \dots, 2^{n\tilde{R}_j}\} = \{1, \dots, 2^{n'\tilde{R}'_j}\}$ can be represented by n' i.i.d. \tilde{R}'_j -length bit-

⁷For irrational rates, consider a rational numbers in the ϵ -neighborhood of \tilde{R}_j s as $\epsilon \rightarrow 0$.

$$\begin{aligned}
\begin{pmatrix} \mathbf{s}_{i,1} \\ \mathbf{s}_{i,2} \\ \vdots \\ \tilde{\mathbf{s}}_{i,K-1} \\ \tilde{\mathbf{s}}_{i,K} \end{pmatrix} &= \mathbf{D}_1^{(rd, N_0)} \begin{pmatrix} \mathbf{R}_{1,0} & \mathbf{R}_{1,1} & \cdots & \mathbf{R}_{1,K-2} & \mathbf{R}_{1,K-1} & \mathbf{R}_{1,K} \\ 0 & \mathbf{R}_{2,1} & \cdots & \mathbf{R}_{2,K-2} & \mathbf{R}_{2,K-1} & \mathbf{R}_{2,K} \\ \vdots & \vdots & \ddots & \vdots & \vdots & \vdots \\ 0 & 0 & \cdots & \mathbf{R}_{K-1,K-2} & \mathbf{R}_{K-1,K-1} & \mathbf{R}_{K-1,K} \\ 0 & 0 & \cdots & 0 & \mathbf{R}_{K,K-1} & \mathbf{R}_{K,K} \end{pmatrix} \mathbf{D}_1^{-1} \begin{pmatrix} \mathbf{s}_{i-1,0} \\ \mathbf{s}_{i-1,1} \\ \vdots \\ \mathbf{s}_{i-1,K-2} \\ \tilde{\mathbf{s}}_{i-1,K-1} \\ \tilde{\mathbf{s}}_{i-1,K} \end{pmatrix} \\
&= \begin{pmatrix} \mathbf{R}_{1,0} & \mathbf{R}_{1,1} & \cdots & \mathbf{R}_{1,K-2} & \tilde{\mathbf{R}}_{1,K-1}^{(1)} & \tilde{\mathbf{R}}_{1,K}^{(1)} \\ 0 & \mathbf{R}_{2,1} & \cdots & \mathbf{R}_{2,K-2} & \tilde{\mathbf{R}}_{2,K-1}^{(1)} & \tilde{\mathbf{R}}_{2,K}^{(1)} \\ \vdots & \vdots & \ddots & \vdots & \vdots & \vdots \\ 0 & 0 & \cdots & \mathbf{R}_{K-1,K-2} & \tilde{\mathbf{R}}_{K-1,K-1}^{(1)} & \tilde{\mathbf{R}}_{K-1,K}^{(1)} \\ 0 & 0 & \cdots & 0 & \mathbf{R}_{K,K-1} & 0 \end{pmatrix} \begin{pmatrix} \mathbf{s}_{i-1,0} \\ \mathbf{s}_{i-1,1} \\ \vdots \\ \mathbf{s}_{i-1,K-2} \\ \tilde{\mathbf{s}}_{i-1,K-1} \\ \tilde{\mathbf{s}}_{i-1,K} \end{pmatrix}, \tag{187}
\end{aligned}$$

$$\begin{aligned}
\begin{pmatrix} \mathbf{s}_{i,1} \\ \vdots \\ \mathbf{s}_{i,l} \\ \tilde{\mathbf{s}}_{i,l+1} \\ \tilde{\mathbf{s}}_{i,l+2} \\ \vdots \\ \tilde{\mathbf{s}}_{i,K} \end{pmatrix} &= \underbrace{\begin{pmatrix} \mathbf{R}_{1,0} & \cdots & \mathbf{R}_{1,l-1} & \mathbf{R}_{1,l} & \tilde{\mathbf{R}}_{1,l+1}^{(j-1)} & \tilde{\mathbf{R}}_{1,l+2}^{(j-1)} & \cdots & \tilde{\mathbf{R}}_{1,K-1}^{(j-1)} & \tilde{\mathbf{R}}_{1,K}^{(j-1)} \\ \vdots & \ddots & \vdots & \vdots & \vdots & \vdots & \ddots & \vdots & \vdots \\ 0 & \cdots & \mathbf{R}_{l,l-1} & \mathbf{R}_{l,l} & \tilde{\mathbf{R}}_{l,l+1}^{(j-1)} & \tilde{\mathbf{R}}_{l,l+2}^{(j-1)} & \cdots & \tilde{\mathbf{R}}_{l,K-1}^{(j-1)} & \tilde{\mathbf{R}}_{l,K}^{(j-1)} \\ 0 & \cdots & 0 & \mathbf{R}_{l+1,l} & \tilde{\mathbf{R}}_{l+1,l+1}^{(j-1)} & \tilde{\mathbf{R}}_{l+1,l+2}^{(j-1)} & \cdots & \tilde{\mathbf{R}}_{l+1,K-1}^{(j-1)} & \tilde{\mathbf{R}}_{l+1,K}^{(j-1)} \\ 0 & \cdots & 0 & 0 & \mathbf{R}_{l+2,l+1} & 0 & \cdots & 0 & 0 \\ \vdots & \ddots & \vdots & \vdots & \vdots & \vdots & \ddots & \vdots & \vdots \\ 0 & \cdots & 0 & 0 & 0 & 0 & \cdots & \mathbf{R}_{K,K-1} & 0 \end{pmatrix}}_{\Psi^{(j-1)}} \begin{pmatrix} \mathbf{s}_{i-1,0} \\ \vdots \\ \mathbf{s}_{i-1,l-1} \\ \mathbf{s}_{i-1,l} \\ \tilde{\mathbf{s}}_{i-1,l+1} \\ \tilde{\mathbf{s}}_{i-1,l+2} \\ \vdots \\ \tilde{\mathbf{s}}_{i-1,K-1} \\ \tilde{\mathbf{s}}_{i-1,K} \end{pmatrix}, \tag{188}
\end{aligned}$$

$$\begin{aligned}
\begin{pmatrix} \mathbf{s}_{i,1} \\ \vdots \\ \tilde{\mathbf{s}}_{i,l} \\ \tilde{\mathbf{s}}_{i,l+1} \\ \tilde{\mathbf{s}}_{i,l+2} \\ \vdots \\ \tilde{\mathbf{s}}_{i,K} \end{pmatrix} &= \underbrace{\begin{pmatrix} \mathbf{R}_{1,0} & \cdots & \mathbf{R}_{1,l-1} & \tilde{\mathbf{R}}_{1,l}^{(j)} & \tilde{\mathbf{R}}_{1,l+1}^{(j)} & \tilde{\mathbf{R}}_{1,l+2}^{(j)} & \cdots & \tilde{\mathbf{R}}_{1,K-1}^{(j)} & \tilde{\mathbf{R}}_{1,K}^{(j)} \\ \vdots & \ddots & \vdots & \vdots & \vdots & \vdots & \ddots & \vdots & \vdots \\ 0 & \cdots & \mathbf{R}_{l,l-1} & \tilde{\mathbf{R}}_{l,l}^{(j)} & \tilde{\mathbf{R}}_{l,l+1}^{(j)} & \tilde{\mathbf{R}}_{l,l+2}^{(j)} & \cdots & \tilde{\mathbf{R}}_{l,K-1}^{(j)} & \tilde{\mathbf{R}}_{l,K}^{(j)} \\ 0 & \cdots & 0 & \mathbf{R}_{l+1,l} & 0 & 0 & \cdots & 0 & 0 \\ 0 & \cdots & 0 & 0 & \mathbf{R}_{l+2,l+1} & 0 & \cdots & 0 & 0 \\ \vdots & \ddots & \vdots & \vdots & \vdots & \vdots & \ddots & \vdots & \vdots \\ 0 & \cdots & 0 & 0 & 0 & 0 & \cdots & \mathbf{R}_{K,K-1} & 0 \end{pmatrix}}_{\Psi^{(j)}} \begin{pmatrix} \mathbf{s}_{i-1,0} \\ \vdots \\ \mathbf{s}_{i-1,l-1} \\ \tilde{\mathbf{s}}_{i-1,l} \\ \tilde{\mathbf{s}}_{i-1,l+1} \\ \tilde{\mathbf{s}}_{i-1,l+2} \\ \vdots \\ \tilde{\mathbf{s}}_{i-1,K-1} \\ \tilde{\mathbf{s}}_{i-1,K} \end{pmatrix}, \tag{194}
\end{aligned}$$

$$\tilde{\mathbf{s}}_{i,d} = \begin{pmatrix} \tilde{\mathbf{s}}_{i,1} \\ \tilde{\mathbf{s}}_{i,2} \\ \vdots \\ \tilde{\mathbf{s}}_{i,K-1} \\ \tilde{\mathbf{s}}_{i,K} \end{pmatrix} = \begin{pmatrix} \mathbf{R}_{1,0} & 0 & \cdots & 0 & 0 \\ 0 & \mathbf{R}_{2,1} & \cdots & 0 & 0 \\ \vdots & \vdots & \ddots & \vdots & \vdots \\ 0 & 0 & \cdots & \mathbf{R}_{K-1,K-2} & 0 \\ 0 & 0 & \cdots & 0 & \mathbf{R}_{K,K-1} \end{pmatrix} \begin{pmatrix} \tilde{\mathbf{s}}_{i-1,0} \\ \tilde{\mathbf{s}}_{i-1,1} \\ \vdots \\ \tilde{\mathbf{s}}_{i-1,K-2} \\ \tilde{\mathbf{s}}_{i-1,K-1} \end{pmatrix}, \tag{195}$$

sequences $\mathbf{b}_{i,j}'^{n'}$. Similarly, for $j \in \{1, 2, \dots, B\}$ define

$$R'_j = \sum_{k=j}^B \tilde{R}'_k = \sum_{k=j}^B \frac{\tilde{R}_k}{\alpha} = \frac{1}{2\alpha} \log\left(\frac{1}{d_{W+j}}\right) \quad (196)$$

$$R'_0 = \sum_{k=0}^B \tilde{R}'_k = \sum_{k=0}^B \frac{\tilde{R}_k}{\alpha} = \frac{1}{2\alpha} \log\left(\frac{1}{d_0}\right). \quad (197)$$

Now the same coding scheme can be applied to get the rate

$$nR = n'R'_0 + \frac{1}{W+1} \sum_{k=1}^B n'R'_k \quad (198)$$

$$= \frac{n}{2} \log\left(\frac{1}{d_0}\right) + \frac{n}{2(W+1)} \sum_{k=1}^B \log\left(\frac{1}{d_{W+j}}\right). \quad (199)$$

APPENDIX E PROOF OF CLAIM 1

We need to lower bound $H(f_{kp+B}^{(k+1)p-1} | f_0^{kp-1})$. Consider

$$H(f_{kp+B}^{(k+1)p-1} | f_0^{kp-1}) \quad (200)$$

$$\begin{aligned} &= I(f_{kp+B}^{(k+1)p-1}; t_{(k+1)p-1}^n | f_0^{kp-1}) \\ &\quad + H(f_{kp+B}^{(k+1)p-1} | f_0^{kp-1}, t_{(k+1)p-1}^n) \quad (201) \\ &= h(t_{(k+1)p-1}^n | f_0^{kp-1}) - h(t_{(k+1)p-1}^n | f_0^{kp-1}, f_{kp+B}^{(k+1)p-1}) \\ &\quad + H(f_{kp+B}^{(k+1)p-1} | f_0^{kp-1}, t_{(k+1)p-1}^n) \\ &= h(t_{(k+1)p-1}^n) - h(t_{(k+1)p-1}^n | f_0^{kp-1}, f_{kp+B}^{(k+1)p-1}) \\ &\quad + H(f_{kp+B}^{(k+1)p-1} | f_0^{kp-1}, t_{(k+1)p-1}^n) \quad (202) \end{aligned}$$

where (202) follows since $t_{(k+1)p-1}^n = (s_{kp}^n, \dots, s_{(k+1)p-1}^n)$ is independent of f_0^{kp-1} as the source sequences s_i^n are generated i.i.d.. By expanding $t_{(k+1)p-1}^n$ we have that

$$\begin{aligned} h(t_{(k+1)p-1}^n) &= h(s_{kp}^n, \dots, s_{kp+B-1}^n) \\ &\quad + h(s_{kp+B}^n, \dots, s_{(k+1)p-1}^n), \quad (203) \end{aligned}$$

and

$$\begin{aligned} &h(t_{(k+1)p-1}^n | f_0^{kp-1}, f_{kp+B}^{(k+1)p-1}) \\ &= h(s_{kp}^n, \dots, s_{kp+B-1}^n | f_0^{kp-1}, f_{kp+B}^{(k+1)p-1}) + \\ &h(s_{kp+B}^n, \dots, s_{(k+1)p-1}^n | f_0^{kp-1}, f_{kp+B}^{(k+1)p-1}, s_{kp}^n, \dots, s_{kp+B-1}^n) \quad (204) \end{aligned}$$

We next show the following

$$\begin{aligned} &h(s_{kp}^n, \dots, s_{kp+B-1}^n) - \\ &h(s_{kp}^n, \dots, s_{kp+B-1}^n | f_0^{kp-1}, f_{kp+B}^{(k+1)p-1}) \\ &\geq \sum_{i=1}^B \frac{n}{2} \log\left(\frac{1}{d_{W+i}}\right) \quad (205) \end{aligned}$$

and that

$$\begin{aligned} &h(s_{kp+B}^n, \dots, s_{(k+1)p-1}^n | f_0^{kp-1}, s_{kp}^n, \dots, s_{kp+B-1}^n) - \\ &h(s_{kp+B}^n, \dots, s_{(k+1)p-1}^n | f_0^{kp-1}, f_{kp+B}^{(k+1)p-1}, s_{kp}^n, \dots, s_{kp+B-1}^n) \\ &\quad + H(f_{kp+B}^{(k+1)p-1} | f_0^{kp-1}, t_{(k+1)p-1}^n) \geq \frac{n(W+1)}{2} \log\left(\frac{1}{d_0}\right) \quad (206) \end{aligned}$$

The proof of Claim 1 follows from (202), (203), (204), (205) and (206).

To establish (205) observe that from the fact that conditioning reduces the differential entropy,

$$\begin{aligned} &h(s_{kp}^n, \dots, s_{kp+B-1}^n) \\ &\quad - h(s_{kp}^n, \dots, s_{kp+B-1}^n | f_0^{kp-1}, f_{kp+B}^{(k+1)p-1}) \\ &\geq \sum_{i=0}^{B-1} \left(h(s_{kp+i}^n) - h(s_{kp+i}^n | f_0^{kp-1}, f_{kp+B}^{(k+1)p-1}) \right) \quad (207) \end{aligned}$$

We show that for each $i = 0, 1, \dots, B-1$

$$h(s_{kp+i}^n) - h(s_{kp+i}^n | f_0^{kp-1}, f_{kp+B}^{(k+1)p-1}) \geq \frac{n}{2} \log\left(\frac{1}{d_{B+W-i}}\right), \quad (208)$$

which then establishes (205).

Recall that since there is an erasure burst between time $t \in [kp, kp+B-1]$ the receiver is required to reconstruct

$$\hat{t}_{(k+1)p-1}^n = [\hat{s}_{kp+B+W}^n, \dots, \hat{s}_{kp}^n] \quad (209)$$

with a distortion vector (d_0, \dots, d_{B+W}) i.e., a reconstruction of \hat{s}_{kp+i}^n is desired with a distortion of d_{B+W-i} for $i = 0, 1, \dots, B+W$ when the decoder is revealed $(f_0^{kp-1}, f_{kp+B}^{(k+1)p-1})$. Hence

$$\begin{aligned} &h(s_{kp+i}^n) - h(s_{kp+i}^n | f_0^{kp-1}, f_{kp+B}^{(k+1)p-1}) \\ &= h(s_{kp+i}^n) - h(s_{kp+i}^n | f_0^{kp-1}, f_{kp+B}^{(k+1)p-1}, \{\hat{s}_{kp+i}^n\}_{d_{B+W-i}}) \quad (210) \end{aligned}$$

$$\geq h(s_{kp+i}^n) - h(s_{kp+i}^n | \{\hat{s}_{kp+i}^n\}_{d_{B+W-i}}) \quad (211)$$

$$\geq h(s_{kp+i}^n) - h(s_{kp+i}^n - \{\hat{s}_{kp+i}^n\}_{d_{B+W-i}}) \quad (212)$$

Since we have that

$$E \left[\frac{1}{n} \sum_{j=1}^n (s_{kp+i,j} - \hat{s}_{kp+i,j})^2 \right] \leq d_{B+W-i} \quad (213)$$

It follows from standard arguments that [20, Chapter 13] that

$$h(s_{kp+i}^n - \{\hat{s}_{kp+i}^n\}_{d_{B+W-i}}) \leq \frac{n}{2} \log 2\pi e (d_{B+W-i}). \quad (214)$$

Substituting (214) into (212) and the fact that $h(s_{kp+i}^n) = \frac{n}{2} \log 2\pi e$ establishes (208).

It finally remains to establish (206).

$$\begin{aligned} &h(s_{kp+B}^n, \dots, s_{(k+1)p-1}^n | f_0^{kp-1}, s_{kp}^n, \dots, s_{kp+B-1}^n) - \\ &h(s_{kp+B}^n, \dots, s_{(k+1)p-1}^n | f_0^{kp-1}, f_{kp+B}^{(k+1)p-1}, s_{kp}^n, \dots, s_{kp+B-1}^n) \\ &\quad + H(f_{kp+B}^{(k+1)p-1} | f_0^{kp-1}, t_{(k+1)p-1}^n) \\ &= I(s_{kp+B}^n, \dots, s_{(k+1)p-1}^n | f_{kp+B}^{(k+1)p-1} | f_0^{kp-1}, s_{kp}^n, \dots, s_{kp+B-1}^n) \\ &\quad + H(f_{kp+B}^{(k+1)p-1} | f_0^{kp-1}, t_{(k+1)p-1}^n) \quad (215) \end{aligned}$$

$$= H(f_{kp+B}^{(k+1)p-1} | f_0^{kp-1}, s_{kp}^n, \dots, s_{kp+B-1}^n) \quad (216)$$

$$\geq I(f_{kp+B}^{(k+1)p-1}; s_{kp+B}^n, \dots, s_{(k+1)p-1}^n | f_0^{kp-1}, s_{kp}^n, \dots, s_{kp+B-1}^n) \quad (217)$$

The above mutual information term can be bounded as follows:

$$\begin{aligned}
& h(s_{kp+B}^n, \dots, s_{(k+1)p-1}^n | f_0^{kp+B-1}, s_{kp}^n, \dots, s_{kp+B-1}^n) \\
& - h(s_{kp+B}^n, \dots, s_{(k+1)p-1}^n | f_0^{(k+1)p-1}, s_{kp}^n, \dots, s_{kp+B-1}^n) \\
& = h(s_{kp+B}^n, \dots, s_{(k+1)p-1}^n) \\
& - h(s_{kp+B}^n, \dots, s_{(k+1)p-1}^n | f_0^{(k+1)p-1}, s_{kp}^n, \dots, s_{kp+B-1}^n) \\
& \geq h(s_{kp+B}^n, \dots, s_{(k+1)p-1}^n) - \\
& \quad h(s_{kp+B}^n, \dots, s_{(k+1)p-1}^n | \{\hat{s}_{kp}^n\}_{d_0}, \dots, \{\hat{s}_{(k+1)p-1}^n\}_{d_0}) \\
& \quad (218)
\end{aligned}$$

$$\begin{aligned}
& \geq \sum_{i=0}^W (h(s_{kp+B+i}^n) - h(s_{kp+B+i}^n | \{\hat{s}_{kp+B+i}^n\}_{d_0})) \\
& \geq \sum_{i=0}^W \frac{n}{2} \log\left(\frac{1}{d_0}\right) = \frac{n(W+1)}{2} \log\left(\frac{1}{d_0}\right) \\
& \quad (220)
\end{aligned}$$

where (218) follows from the independence of $(s_{kp+B}^n, \dots, s_{(k+1)p-1}^n)$ from the past sequences, and (219) follows from the fact that given the entire past $f_0^{(k+1)p-1}$ each source sub-sequence needs to be reconstructed with a distortion of d_0 and the last step follows from the standard approach in the proof of the rate-distortion theorem. This establishes (206).

REFERENCES

- [1] T. Berger, *Rate Distortion Theory, A Mathematical Basis for Data Compression*. NJ: Prentice-Hall Englewood Cliffs, 1971.
- [2] W. Tan and A. Zakhori, "Video multicast using layered FEC and scalable compression," *IEEE Transactions on Circuits and Systems for Video Technology*, vol. 11, pp. 373–386, 2001.
- [3] Z. Li, A. Khisti, and B. Girod, "Forward error correction for low-delay packet video," in *Packet Video Workshop*, 2010.
- [4] Y. Huang, Y. Kochman, and G. Wornell, "Causal transmission of colored source frames over a packet erasure channel," in *DCC*, 2010, pp. 129–138.
- [5] D. Connor, "Techniques for reducing the visibility of transmission errors in digitally encoded video signals," *IEEE Trans. Comm.*, vol. 21, pp. 695–706, 1973.
- [6] A. Sehgal, A. Jagmohan, and N. Ahuja, "Wyner-ziv coding of video: An error-resilient compression framework," *IEEE Trans. on Multimedia*, vol. 6, pp. 249–258, 2004.
- [7] S. S. Pradhan and K. Ramchandran, "Distributed source coding using syndromes (DISCUS): Design and construction," *IEEE Trans. Inform. Theory*, vol. 49, pp. 626–643, Mar. 2003.
- [8] H. Viswanathan and T. Berger, "Sequential coding of correlated sources," *Information Theory, IEEE Transactions on*, vol. 46, no. 1, pp. 236–246, Jan. 2000.
- [9] N. Ma and P. Ishwar, "On delayed sequential coding of correlated sources," *IEEE Trans. Inform. Theory*, vol. 57, pp. 3763–3782, 2011.
- [10] E. Yang, L. Zheng, D. He, and Z. Zhang, "Rate distortion theory for causal video coding: Characterization, computation algorithm, and comparison," *IEEE Trans. Inform. Theory*, vol. 57, pp. 5258–5280, 2011.
- [11] J. Wang, V. Prabhakaran, and K. Ramchandran, "Syndrome-based robust video transmission over networks with bursty losses," in *ICIP*, Atlanta, GA, 2006.
- [12] T. Berger, "Multiterminal source coding," in *The Information Theory Approach to Communications*, G. Longo, Ed. Springer-Verlag, 1977, ch. 4.
- [13] D. Slepian and J. K. Wolf, "Noiseless coding of correlated information sources," *IEEE Trans. Inform. Theory*, vol. 19, pp. 471–480, July 1973.
- [14] D. Aldous, "Reversible Markov Chains and Random Walks on Graphs (Chapter 3)," unpublished notes, available at <http://www.stat.berkeley.edu/~aldous/RWG/book.html>, Sep. 2002.
- [15] I. Csiszar and J. Korner, "Towards a general theory of source networks," *Information Theory, IEEE Transactions on*, vol. 26, no. 2, pp. 155–165, Mar. 1980.
- [16] Y. Oohama, "Gaussian zig-zag source coding problem," *IEICE Transactions*, pp. 1889–1903, 2010.
- [17] I. Csiszar and J. Korner, *Information Theory, Coding Theorems for Discrete Memoryless Systems*. Akadémiai Kiadó, 1981.
- [18] W. H. Equitz and T. M. Cover, "Successive refinement of information," *IEEE Trans. Inform. Theory*, vol. 37, pp. 269–275, Mar. 1991.
- [19] B. Rimoldi, "Successive refinement of information: Characterization of the achievable rates," *IEEE Trans. Inform. Theory*, vol. 40, pp. 253–259, Jan. 1994.
- [20] T. M. Cover and J. A. Thomas, *Elements of Information Theory*. John Wiley and Sons, 1991.