

The effect of core polarization on longitudinal form factors in ^{10}B

Fouad A. Majeed*

*Department of Physics, College of Education for Pure Science,
University of Babylon, P.O.Box 4., Hilla-Babylon, Iraq.*

(Dated: September 14, 2018)

Electron scattering Coulomb form factors for the single-particle quadrupole transitions in p -shell ^{10}B nucleus have been studied. Core polarization effects are included through a microscopic theory that includes excitations from the core orbits up to higher orbits with $2\hbar\omega$ excitations. The modified surface delta interaction (MSDI) is employed as a residual interaction. The effect of core polarization is found essential in both the transition strengths and momentum transfer dependence of form factors, and gives a remarkably good agreement with the measured data with no adjustable parameters.

PACS numbers: 25.30.Dh; 21.60.Cs; 27.20.+n

Keywords: Longitudinal form factors; Calculated first-order core-polarization effects

I. INTRODUCTION

Comparisons between calculated and measured longitudinal electron scattering form factors have long been used as stringent tests of models of nuclear structure [1, 2]. Shell model within a restricted model space succeeded in describing static properties of nuclei, when effective charges are used. The Coulomb form factors have been discussed for the stable sd -shell nuclei using sd -shell wave functions with phenomenological effective charges [3]. For p -shell nuclei, CohenKurath [4] model explains well the low-energy properties of p -shell nuclei. However, at higher-momentum transfer, it fails to describe the form factors. Radhi *et al.* [5, 6, 7, 8, 9] have successfully proved that the inclusion of core polarization effects in the p -shell and sd -shell are very essential to improve the calculations of the form factors. Restricted $1p$ -shell models were found to provide good predictions for the ^{10}B natural parity level spectrum and transverse form factors [10]. However, they were less successful for $C2$ form factors and give just 45% of the total observed $C2$ transition strength. Expanding the shell-model space to include $2\hbar\omega$ configurations in describing the form factors of ^{10}B , Cichocki *et al.* [10] have found that only a 10% improvement was realized. The purpose of the present work is to study the $C2$ form factors for ^{10}B by including higher-energy configurations as a first-order core polarization through a microscopic theory which combines shell model wave functions and highly excited states. Single-particle wave functions are used as a zero-th contribution and the effect of core polarization is included as a first-order perturbation theory with the modified surface delta interaction (MSDI) [11] as a residual interaction and a $2\hbar\omega$ for the energy denominator. The single-particle wave functions are those of the harmonic-oscillator (HO) potential with size parameter b chosen to reproduce the measured root mean square

(rms) charge radii of these nuclei.

II. THEORY

The core polarization effect on the form factors is based on a microscopic theory, which combines shell model wave functions and configurations with higher energy as first order perturbations; these are called core polarization effects. The reduced matrix elements of the electron scattering operator T_Λ is expressed as the sum of the product of the elements of the one-body density matrix (OBDM) $\chi_{\Gamma_f\Gamma_i}^\Lambda(\alpha, \beta)$ times the single-particle matrix elements, and is given by

$$\langle \Gamma_f || T_\Lambda || \Gamma_i \rangle = \sum_{\alpha, \beta} \chi_{\Gamma_f\Gamma_i}^\Lambda(\alpha, \beta) \langle \alpha || T_\Lambda || \beta \rangle, \quad (1)$$

where α and β label single-particle states (isospin is included) for the model space. For p -shell nuclei, the orbits $1p_{3/2}$ and $1p_{1/2}$ define the model space. The states $|\Gamma_i\rangle$ and Γ_f are described by the model space wave functions. Greek symbols are used to denote quantum numbers in coordinate space and isospace, i.e. $\Gamma_i \equiv J_i T_i$, $\Gamma_f \equiv J_f T_f$ and $\Lambda = J T$. According to the first-order perturbation theory, the single-particle matrix element is given by [11]

$$\begin{aligned} \langle \alpha || T_\Lambda || \beta \rangle &= \langle \alpha || T_\Lambda || \beta \rangle + \langle \alpha || T_\Lambda \frac{Q}{E_i - H_0} V_{res} || \beta \rangle \\ &+ \langle \alpha || V_{res} \frac{Q}{E_f - H_0} T_\Lambda || \beta \rangle. \end{aligned} \quad (2)$$

The first term is the zeroth-order contribution. The second and third terms are the core polarization contributions. The operator Q is the projection operator onto the space outside the model space. For the residual interaction, V_{res} , we adopt the MSDI [11]. E_i and E_f are the energies of the initial and final states, respectively. The

*Electronic address: fouadalajeeli@yahoo.com

core polarization terms are written as [11]

$$\sum_{\alpha_1, \alpha_2, \Gamma} \frac{(-1)^{\beta + \alpha_2 + \Gamma}}{e_\beta - e_\alpha - e_{\alpha_1} + e_{\alpha_2}} (2\Gamma + 1) \begin{Bmatrix} \alpha & \beta & \Lambda \\ \alpha_2 & \alpha_1 & \Gamma \end{Bmatrix} \\ \times \sqrt{(1 + \delta_{\alpha_1 \alpha})(1 + \delta_{\alpha_2 \beta})} \langle \alpha \alpha_1 | V_{res} | \beta \alpha_2 \rangle \langle \alpha_2 || T_\Lambda || \alpha_1 \rangle \\ + \text{terms with } \alpha_1 \text{ and } \alpha_2 \text{ exchanged with} \\ \text{an overall minus sign, (3)}$$

where the index α_1 and α_2 runs over particles states and e is the single-particle energy. The core polarization parts are calculated by keeping the intermediate states up to the $2p1f$ -shells. The single-particle matrix element reduced in both spin and isospin is written in terms of the single-particle matrix element reduced in spin only [11].

$$\langle \alpha_2 || T_\Lambda || \alpha_1 \rangle = \sqrt{\frac{2T+1}{2}} \sum_{t_z} I_T(t_z) \langle \alpha_2 || T_\Lambda || \alpha_1 \rangle \quad (4)$$

with

$$I_T(t_z) = \begin{cases} 1, & \text{for } T = 0, \\ (-1)^{1/2 - t_z}, & \text{for } T = 1, \end{cases} \quad (5)$$

where $t_z = 1/2$ for protons and $-1/2$ for neutrons. The reduced single-particle matrix element of the Coulomb operator is given by [12]

$$\langle \alpha_2 || T_J || \alpha_1 \rangle = \int_0^\infty dr r^2 j_J(qr) \langle \alpha_2 || Y_J || \alpha_1 \rangle R_{n_1 \ell_1} R_{n_2 \ell_2} \quad (6)$$

where $j_J(qr)$ is the spherical Bessel function and $R_{n\ell}(r)$ is the single-particle wave function. Electron scattering form factor involving angular momentum J and momentum transfer q , between the initial and final nuclear shell model states of spin $J_{i,f}$ and isospin $T_{i,f}$ is [13]

$$|F_J(q)|^2 = \frac{4\pi}{Z^2(2J_i + 1)} \left| \sum_{T=0,1} \begin{pmatrix} T_f & T & T_i \\ -T_z & 0 & T_z \end{pmatrix} \right|^2 \\ \times |\langle \alpha_2 || T_\Lambda || \alpha_1 \rangle|^2 |F_{c.m.}(q)|^2 |F_{f.s.}(q)|^2 \quad (7)$$

where T_z is the projection along the z-axis of the initial and final isospin states and is given by $T_z = (Z - N)/2$. The nucleon finite-size (f.s) form factor is $F_{f.s.}(q) = \exp(-0.43q^2/4)$ and $F_{c.m.}(q) = \exp(q^2b^2/4A)$ is the correction for the lack of translational invariance in the shell model. A is the mass number, and b is the harmonic oscillator size parameter. The single-particle energies are calculated according to [11]

$$e_{nlj} = (2n + l - 1/2)\hbar\omega \\ + \begin{cases} -\frac{1}{2}(l+1)\langle f(r) \rangle_{nl}, & \text{for } j = l - 1/2, \\ \frac{1}{2}l\langle f(r) \rangle_{nl}, & \text{for } j = l + 1/2, \end{cases} \quad (8)$$

with $\langle f(r) \rangle_{nl} \approx -20A^{-2/3}$ and $\hbar\omega = 45A^{-1/3} - 25A^{-2/3}$. The electric transition strength is given by [11]

$$B(CJ, k) = \frac{Z^2}{4\pi} \left[\frac{(2J+1)!!}{k^J} \right]^2 F_J^2(k) \quad (9)$$

where $k = E_x/\hbar c$.

III. RESULTS AND DISCUSSION

The core polarization effects are calculated with the MSDI as a residual interaction. The parameters of the MSDI are denoted by A_T , B and C [11], where T indicates the isospin (0,1). These parameters are taken to be $A_0 = A_1 = B = 25/A$ and $C = 0$, where A is the mass number. In all of the following diagrams (see Fig. 1), the dashed lines give the results obtained using the $1p$ -shell wave functions (1p) of Cohen-Kurath interaction [CK-TBME] [4]. The results of the core polarization (CP) effects are shown by the dashed-dotted lines. The results including core polarization (1p+CP) are shown by the solid lines. The $B(C2 \uparrow, q)$ values as a function of momentum transfer q achieved by removing from the form factors most of the dependence on the momentum transfer, according to the transformation given in Ref. [3]. The $B(C2 \uparrow)$ values are given at the photon point defined at $q = k = E_x/\hbar c$, and are displayed in Table I. The size parameter b is taken to be 1.71 fm [14] to get the single-particle wave functions of the harmonic-oscillator potential.

The calculations for the $C0$ and $C2$ isoscalar transition from the ground state ($J_f^\pi = 3^+, T = 0$) to the ground state ($J_f^\pi = 3^+, T = 0$) at $E_x = 0.0$ MeV are shown in Fig. 1. The multipole decomposition is displayed as indicated by $C0$ and $C2$. The total form factor is shown by the solid curve, where the data are well described in all the momentum transfer regions up to $q \leq 2.58 fm^{-1}$. The core-polarization effects enhance the $C2$ form factor appreciably by a factor around 2 over the $1p$ -shell calculation. This enhancement brings the total form factor (solid curve) very close to the experimental data. Similar results are obtained in Ref. [10].

Fig.2 displays the calculation of the $C2$ form factor to the ($J_f^\pi = 1^+, T = 0$) at $E_x = 0.718$ MeV. The $1p$ -shell model calculation underestimate the experiment and the inclusion of the core polarization enhances the calculations and brings the form factor to the experimental values in all momentum transfer regions. The result of the $1p$ -shell model calculations predicts the $B(C2 \uparrow)$ value to be $0.889 e^2 fm^4$ in comparison with the measured value $1.7 \pm 0.3 e^2 fm^4$ [10]. Inclusion of CP effect predicts the value to be $1.77 e^2 fm^4$, which is very close to the measured value and the previous theoretical work of Refs.[5, 10] as shown in Table I.

The $C2$ form factor for the ($J_f^\pi T_f = 2^+0$) at $E_x = 3.587$ MeV is shown in Fig.3, the $1p$ -shell model calculations describes the experimental data very well up to momentum transfer $q \leq 2.0 fm^{-1}$ and start to deviate from the experiment. The inclusion of the core-polarization effect overestimate the measured form factors up to $q \sim 2.0 fm^{-1}$ and comes to the measured form factors at $q \sim (2 - 3) fm^{-1}$. The calculated $B(C2 \uparrow)$ value is found to be equal to $0.568 e^2 fm^4$ (without CP) and $1.55 e^2 fm^4$ (with CP) in comparison with the measured value $0.6 \pm 0.1 e^2 fm^4$ [10] as displayed in Table I.

Fig.4 shows the comparison of the calculated longitudinal

TABLE I: Theoretical values of the reduced transition probabilities $B(C2 \uparrow, q)$ (in units of $e^2 fm^4$) in comparison with experimental values and other theoretical calculations for ^{10}B .

J_f^π	T_f	$E_x(\text{MeV})$	b (fm)	1p	1p+CP	Other	Exp.
			[14]			[10]	[10]
3_1^+	0	0.000	1.71				
1^+	0	0.718	1.71	0.889	1.77	1.62	1.7 ± 0.3
2^+	0	3.587	1.71	0.568	1.55	1.36	0.6 ± 0.1
3_2^+	0	4.774	1.71	0.56	1.66	1.63	< 0.04
4^+	0	6.025	1.71	5.79	11.67	11.74	17.4 ± 0.7

nal $C2$ form factors from the ground state ($J_i^\pi = 3_1^+, T = 0$) to the excited state ($J_f^\pi = 3_2^+, T = 0$) at $E_x = 4.774$ MeV the $1p$ -shell model calculations reproduce the low- q values up to $q \leq 1.0 fm^{-1}$ and start to deviate severely and the inclusion of the CP effects make the calculations more worse and bring it higher than (1p) calculation. Our calculation are consistent with that of Ref. [10] and in order to fit the measured form factor they use oscillator wave function with size parameter $b = 1.5 fm$ and shows the q dependance of the 8.66 MeV $C0$ form factor in ^{13}C , normalized to fit the 4.774 MeV ^{10}B data. The comparison of the calculated $B(C2 \uparrow)$ found to be $0.56 e^2 fm^4$ with (1p) and $1.66 e^2 fm^4$ with (1p+CP) in comparison with the measured value $< 0.04 e^2 fm^4$ [10].

The longitudinal $C2$ form factor for the transition ($J^\pi = 4^+, T = 0$) state at $E_x = 6.025 MeV$, the inclusion of the core polarization effect describes the measured form factor in all momentum transfer regions. The calculation of $B(C2 \uparrow)$ with (1p) is found to be $5.79 e^2 fm^4$, while with (1p+CP) is $11.67 e^2 fm^4$ in comparison with the measured value $17.4 \pm 0.7 e^2 fm^4$ [10] as shown in Fig.5 and Table I. It is very clear that the 1p-shell model fails to describe the data in both the transition strength ($B(C2 \uparrow) = 5.79 e^2 fm^4$) and the form factors. The inclusion of CP effects gives a remarkably good agreement with the experimental data in all regions of the momentum transfers q and enhances by a factor of 3 over the 1p-shell model results.

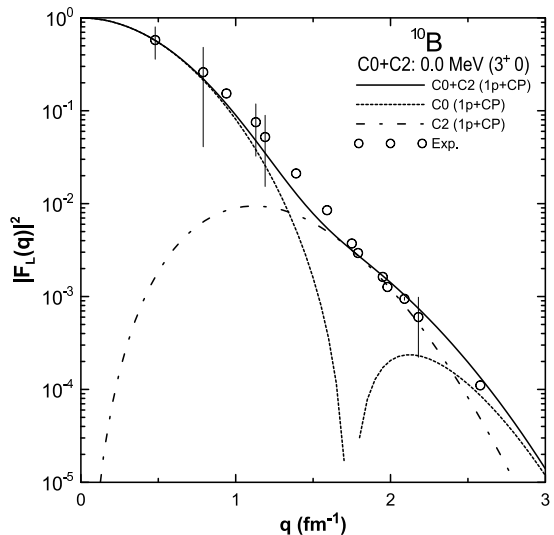


FIG. 1: The longitudinal $C0+C2$ form factor for the isoscalar $3_{g.s.}^+$ (0.0 MeV) transition in ^{10}B compared with the experimental data taken from Ref. [10].

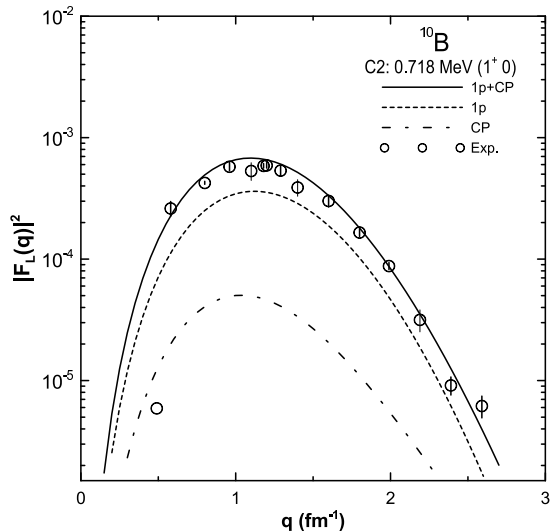


FIG. 2: The longitudinal $C2$ form factor for the isoscalar 1^+ (0.718 MeV) transition in ^{10}B compared with the experimental data taken from Ref. [10].

IV. CONCLUSIONS

The 1p-shell models, which can describe static properties and energy levels, are less successful for describing dynamic properties such as $C2$ transition rates and electron scattering form factors. The average underestimation of the $B(C2 \uparrow)$ value from the experiment is about a factor of 2. The inclusion of higher-excited configurations by means of core polarization enhances the form factors and brings the theoretical results closer to the experimental data. The average $B(C2 \uparrow)$ value becomes about 90% of the average experimental value when core polarization effects are included, for the transitions con-

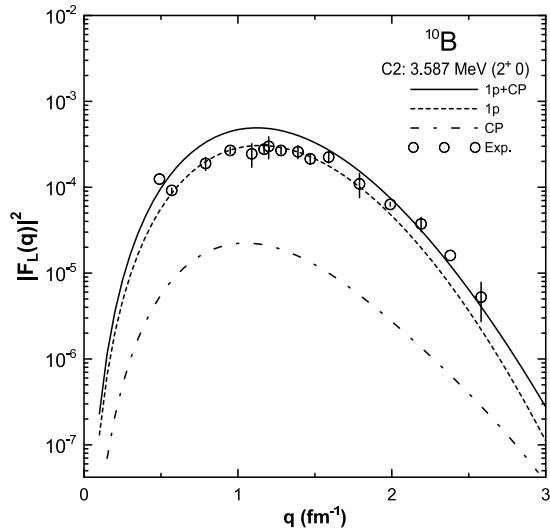


FIG. 3: The longitudinal $C2$ form factor for the isoscalar 2^+ (3.587 MeV) transition in ^{10}B compared with the experimental data taken from Ref. [10].

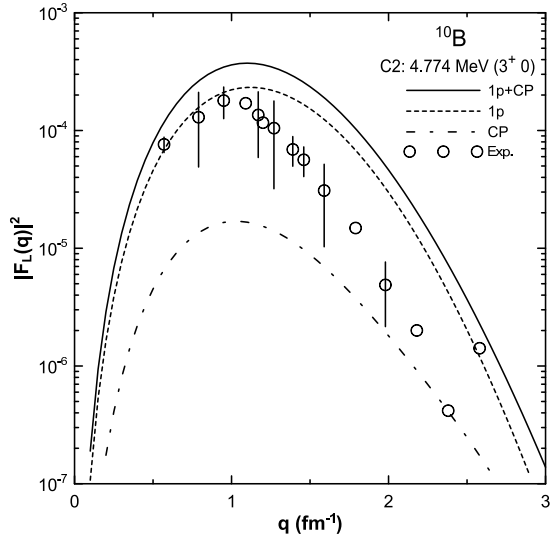


FIG. 4: The longitudinal $C2$ form factor for the isoscalar 3_2^+ (4.774 MeV) transition in ^{10}B compared with the experimental data taken from Ref. [10].

sidered in this work. All calculations presented in this work have been performed by employing MSDI as residual interaction. The use of modern effective interaction may give a better description of the form factors.

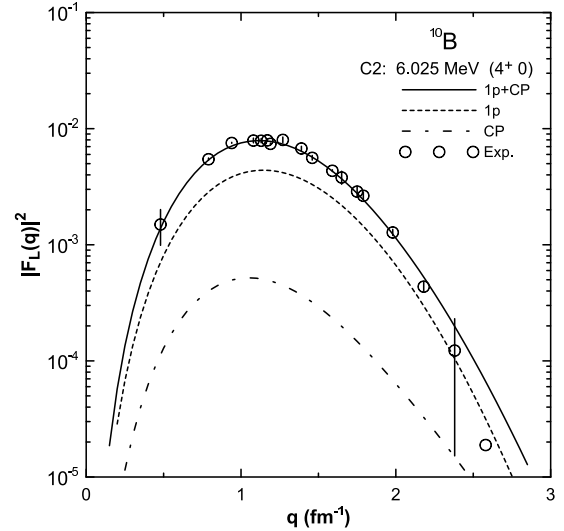


FIG. 5: The longitudinal $C2$ form factor for the isoscalar 4^+ (3.587 MeV) transition in ^{10}B compared with the experimental data taken from Ref. [10].

-
- [1] F. A. Majeed, Phys. Scr. **76**, 332 (2007).
 [2] F. A. Majeed, R. A. Radhi, Chin. Phys. Lett. Vol. **23**, No.10, 2699 (2006).
 [3] B.A. Brown, R. Radhi, B.H. Wildenthal, Phys. Rep. **101**, 313 (1983).
 [4] S. Cohen, D. Kurath, Nucl. Phys. **73**, 1 (1965).
 [5] R.A. Radhi, A.A. Abdullah, Z.A. Dakhil, N.M. Adeeb, Nucl. Phys. A **696**, 442 (2001).
 [6] R. A. Radhi, Nucl. Phys. A **707**, 56 (2002).
 [7] R. A. Radhi, Eur. Phys. J. A **16**, 381 (2003).
 [8] R. A. Radhi, Nucl. Phys. A **716**, 100 (2002).
 [9] R. A. Radhi, Eur. Phys. J. A **16**, 381 (2003).
 [10] A. Cichocki, J. Dubach, R.S. Hicks, G.A. Peterson, C.W. de Jager, H. de Vries, N. Kalantar-Nayestanaki, T. Sato, Phys. Rev. C **51**, 2406 (1995).
 [11] P. J. Brussaard, P. W. M. Glaudemans, *Shell-Model Applications in Nuclear Spectroscopy* (Amsterdam: North Holland), (1977).
 [12] T. de Forest Jr., J.D. Walecka, Adv. Phys. **15**, 1 (1966).
 [13] T.W. Donnelly, I. Sick, Rev. Mod. Phys. **56**, 461 (1984).
 [14] E. de Vries *et al.*, At. Data Nucl. Data Tables, **500**, 36 (1987).