

Skyrme Interaction and Nuclear Matter Constraints

M. Dutra*, O. Lourenço†, J. S. Sá Martins, and A. Delfino

*Instituto de Física - Universidade Federal Fluminense,
Av. Litorânea s/n, 24210-150 Boa Viagem, Niterói RJ, Brazil*

J. R. Stone

*Oxford Physics, University of Oxford,
OX1 3PU Oxford, United Kingdom and
Department of Physics and Astronomy,
University of Tennessee, Knoxville, Tennessee 37996, USA*

P. D. Stevenson

Department of Physics, University of Surrey, Guildford, GU2 7XH UK

(Dated: May 30, 2012)

arXiv:1202.3902v2 [nucl-th] 29 May 2012

* Present address: Departamento de Física, Instituto Tecnológico da Aeronáutica, CTA, São José dos Campos, 12228-900. SP, Brazil

† Present address: Departamento de Física, Instituto Tecnológico da Aeronáutica, CTA, São José dos Campos, 12228-900. SP, Brazil

Abstract

This paper presents a detailed assessment of the ability of the 240 Skyrme interaction parameter sets in the literature to satisfy a series of criteria derived from macroscopic properties of nuclear matter in the vicinity of nuclear saturation density at zero temperature and their density dependence, derived by the liquid drop model, experiments with giant resonances and heavy-ion collisions. The objective is to identify those parameterizations which best satisfy the current understanding of the physics of nuclear matter over a wide range of applications. Out of the 240 models, only 16 are shown to satisfy all these constraints. Additional, more microscopic, constraints on density dependence of the neutron and proton effective mass beta-equilibrium matter, Landau parameters of symmetric and pure neutron nuclear matter, and observational data on high- and low-mass cold neutron stars further reduce this number to 5, a very small group of recommended Skyrme parameterizations to be used in future applications of the Skyrme interaction of nuclear matter related observables. Full information on partial fulfillment of individual constraints by all Skyrme models considered is given. The results are discussed in terms of the physical interpretation of the Skyrme interaction and the validity of its use in mean-field models. Future work on application of the Skyrme forces, selected on the basis of variables of nuclear matter, in Hartree-Fock calculation of properties of finite nuclei, is outlined.

PACS numbers: 21.30.Fe, 21.65.Cd, 21.65.Ef, 26.60.Kp

I. INTRODUCTION

Empirical properties of infinite nuclear matter can be calculated using many different theoretical approaches. The most microscopic ones start from a realistic two-body free nucleon-nucleon (NN) interaction with parameters fitted to NN scattering phaseshifts in different partial wave channels and to properties of the deuteron [1]. Taking these bare NN interactions as input into many-body formalism, such as the relativistic Dirac-Bruckner-Hartree-Fock (DBHF) approximation and its non-relativistic counterpart BHF [2, 3], variational methods [4, 5], Correlated Basis Function [6], Self-Consistent Greens Function models (SCGF) [7, 8], Quantum Monte Carlo techniques [9–14] and Chiral Effective Field Theory [15, 16] an effective NN interaction, which includes the effect of the medium, is derived and the many-body problem approximately solved.

Various many-body approaches typically lead to an over prediction of the saturation density ρ_o of symmetric nuclear matter (SNM), at which the binding energy per nucleon reaches its maximum, and of the corresponding maximum binding energy $E_o(\rho=\rho_o)$ [17]. There are many ways of estimating the experimental value of ρ_o , including different variants of the liquid drop models, optical model of NN scattering, muonic atoms, and Hartree-Fock (HF) calculation of nuclear density distributions (see e.g. [18] and references therein). The range of results is rather broad but a consensus value is $\rho_o=0.17\pm 0.03 \text{ fm}^{-3}$. The empirical value E_o per nucleon $\sim 16 \text{ MeV}$ can be extracted from the semi-empirical mass formula or from the extrapolation of binding energies of heavy nuclei. Theoretical calculation of saturation properties of SNM is not only dependent on the choice of the bare NN interaction but also on the method of treatment of many-body effects. For example, if the BHF approximation is used, E_o and ρ_o are correlated within a narrow band [17, 19]. Two main approaches have been suggested to improve the theoretical calculation of saturation properties of SNM, the most frequently used being the inclusion of 3-body (NNN) forces. As the form of these forces is unknown, different *ad hoc* parameterizations have been used, dependent on additional variable parameters that need to be fitted to account for the delicate balance between the strong (NNN) attraction and (NN) repulsion at short distances. Alternatively, DBHF calculations have been shown to be effective without the need for NNN forces [17, 20]. Another possibility is to treat the scalar and vector densities in the Walecka relativistic mean-field model [21] as equal [22]. However, the systematic deviation of all theoretical predictions from the

expected empirical values of E_o and ρ_o remains a problem. An interesting suggestion by Dewulf *et al.* [7] implies that treatment of short-range correlations in nuclear matter in the SCGF model brings the saturation density closer to the empirical value than do current BHF calculations. Careful examination of the effect of long-range correlations on nuclear saturation properties through coherent pion-exchange contributions to the binding energy of nuclear matter is equally important. Such correlations are not present in finite nuclei and a question arises as to how applicable are liquid drop model predictions, based on properties of finite nuclei, to saturation properties of nuclear matter.

Quite a different perspective on treating many-nucleon systems is to use effective density dependent NN and NNN interactions instead of realistic ones. The pioneering models of Köhler [23], Brink and Boeker [24], Moszkowski [25], Skyrme [26], further developed by Vautherin and Brink (see [27] and references therein) and Gogny [28] initiated this approach, widely used today. The basic idea is to parameterize the NN and NNN interactions by zero range (Skyrme model), short finite range (Gogny model) and indefinite range (Separable Monopole model (SMO) [29, 30]) density dependent functionals to describe the ground state properties of finite nuclei and nuclear matter. In this scenario, the microscopic details of NN and NNN forces, such as meson exchange, are not explicitly considered and all the physically relevant information is carried by the parameters of the density dependent phenomenological forces which include the spin, orbital angular momentum and isospin couplings. The drawback of this approach is that the parameterization of such forces is not unique and there exist, in principle, an infinite number of parameter sets, fitted to ground state properties of (doubly- or semi-magic) stable nuclei, fission barriers, energies of giant resonances and symmetric and asymmetric nuclear matter (ANM). This situation arises in part because there is no unambiguous connection between individual parameters, or groups of parameters, of these forces with particular physical properties of the many-body nuclear system. Many parameters are strongly correlated.

It is obviously desirable to constrain the parameterizations of effective density dependent forces as much as possible. The strategy chosen in this work is to concentrate first on application of the forces to modelling different variants of infinite nuclear matter. Although nuclear matter is an idealized medium, and all its properties, derived from experiments indirectly in a model dependent way, are *empirical* quantities, it offers an important insight into specific parts of the phenomenological interaction and has important applications in the

theory of heavy-ion collisions (HIC) and the physics of neutron stars. This paper focuses on the Skyrme interaction and is the first part of a series in which nuclear matter constraints will be applied to each class of effective density dependent interaction. It will be followed by investigation of Gogny and SMO forces and interactions used in relativistic mean-field (RMF) models. After this work is complete, the implications of the consequences for the theory of finite nuclei will be investigated.

We use the most up-to-date constraints on nuclear matter properties which go much beyond the minimal conditions on SNM (saturation density, binding energy, incompressibility and symmetry energy at saturation). New data from HIC, giant monopole and dipole resonance experiments as well as new observational data on neutron stars provide new constraints on the performance of individual Skyrme parameterizations in nuclear matter.

The set of eleven macroscopic constraints used in this work have been mainly derived from experimental data, on the assumption of the validity of the liquid-drop model [31, 32], and concern properties of SNM at and close to the saturation point. Studies of dilute Fermi gas provide constraints on low density pure neutron matter (PNM) equation of state (EoS). Dynamical models of HIC further constrain the density dependence of pressure in SNM and PNM at subsaturation density and extrapolate these constraints to higher densities. Mean-field Hartree-Fock + Random Phase Approximation (RPA), used in calculating giant resonance excitation energies both in relativistic and non-relativistic models, provide a final group of constraints on the incompressibility of nuclear matter and its density and symmetry dependence.

In addition to the above macroscopic constraints, several more microscopic constraints are employed. These include the density dependence of the nucleon effective masses in beta-equilibrium matter (BEM), the Landau parameters for SNM and PNM and of the symmetry energy. Observational data on cold non-rotational high-mass and low-mass neutron stars provide a final group of constraints.

In this work we consider 240 Skyrme parameter sets, currently available in the literature, and critically compare their predictions for a wide variety of properties of SNM, PNM, asymmetric matter with fixed ratio proton fraction (ANM) and BEM with all available constraints in the density range from $\sim 0.1\rho_0$ to $3\rho_0$, estimated on the best available experimental and theoretical grounds. The range of applicability of the Skyrme force is a very important issue which is often mishandled.

The Skyrme interaction, originally constructed for finite nuclei and nuclear matter at saturation density, is a low momentum expansion of the effective two-body NN interaction in momentum space, and both the lower and upper limits of its validity are not firmly established. The important point about the Skyrme interaction is that some correlation effects are included through its parameters. Thus, although formulated as zero-range in coordinate space [27], it exhibits some finite-range features [33].

For finite nuclei, the best evidence for a lower limit derives from the fact that Skyrme models reasonably predict the observed abrupt decrease of density at the nuclear surface, and neutron and proton mean-square radii. The sensitivity extends down to about $0.1\rho_0$.

In uniform SNM the Skyrme interaction has been used to make prediction of the appearance of light clusters (deuterons, tritons, ^3He and alpha-particles in hot matter in the region of density of $0.6 - 1.25\rho_0$ [34]). More recently, abundance of light clusters with $A \leq 13$ in supernova envelopes at finite temperature was calculated at density range $0.01 - 0.5\rho_0$ using the Skyrme functional [35]. The “pasta” phase, predicted in neutron star and supernova matter in a variety of models [36, 37], was successfully modeled in supernova matter in a density range $0.25 - 0.75\rho_0$ in self-consistent HF+BCS calculation with SkM* and SLy4 Skyrme interaction [38].

PNM has been mainly studied as an approximation to a low density Fermi gas. Schwenk and Pethick [39] explored, in a model independent way, the neutron matter EoS at densities $0.0125 - 0.125\rho_0$, and Epelbaum *et al.* [40] calculated the ground state energy of dilute neutron matter at next-to-leading-order in lattice chiral effective field theory in the density range $0.02 - 0.1\rho_0$. Quantum Monte Carlo techniques have been applied to low density PNM, providing a constraint for on the EoS up to saturation density [41, 42]. To our knowledge, there has not yet been a detailed study of the applicability of the Skyrme interaction at these low densities in PNM. Such a study is of a particular interest as it may be one of the best ways to model the crust of neutron stars.

The upper density limit of validity of the Skyrme interaction reflects the fact that at higher densities relativistic effects should be increasingly important. The appearance of heavy strange baryons and mesons in the matter is ultimately inevitable. Due to Pauli blocking, the chemical potential of the neutrons increases rapidly with density. At some point, it becomes energetically favourable for the system to let the neutrons undergo a strangeness changing weak decay, which replaces them by hyperons, for which the Fermi sea

is not yet filled. From the difference of mass between the neutron and its strange partners it follows that the critical density, at which hyperons should appear, is $2-3\rho_0$. Using a nucleon-only Skyrme interaction beyond this density can be expected to yield misleading results. This is discussed later in connection with high-mass neutron star models.

Taking all the above pieces of evidence into account, we adopt $0.01\rho_0 \leq \rho \leq 3\rho_0$ as the range of validity of the Skyrme interactions considered in this work.

The paper is organised as follows. A brief description of the Skyrme interaction, together with definition of the variables used in this work, is given in Sec. II. Classification of the macroscopic constraints and discussion of their origin and applicability range forms the content of Sec. III. Sec. IV presents a comparison of predictions of those Skyrme parameterizations which satisfy the macroscopic constraints with further microscopic and observational constraints. The results are discussed and summarized in Sec. V and conclusions are presented in Sec. VI.

II. SKYRME MODELS

Since the original work by Skyrme in the fifties [26] and the Vautherin and Brink [27] parameterization of the original interaction in early seventies, considerable effort has been invested in the application of this density dependent effective interaction both to ground state properties of finite nuclei and to nuclear matter in the framework of the mean-field Hartree-Fock approximation (see e.g. [43, 44] for recent reviews). The advantage of the structure of the Skyrme density functional is that it allows analytical expression of all variables characterising infinite nuclear matter [45–47]. Such structure can also be constructed from non-relativistic versions of the relativistic point-coupling models [48–50]. In the following, we introduce the various physical quantities and give expression for each in terms of the Skyrme parameters. The general expression for the energy per particle of infinite ANM,

defined in terms of the energy density \mathcal{E} and particle number density ρ , is given

$$\begin{aligned}
E = \frac{\mathcal{E}}{\rho} &= \frac{3\hbar^2}{10M} \left(\frac{3\pi^2}{2} \right)^{2/3} \rho^{2/3} H_{5/3} + \frac{t_0}{8} \rho [2(x_0 + 2) - (2x_0 + 1)H_2] \\
&+ \frac{1}{48} \sum_{i=1}^3 t_{3i} \rho^{\sigma_i+1} [2(x_{3i} + 2) - (2x_{3i} + 1)H_2] + \frac{3}{40} \left(\frac{3\pi^2}{2} \right)^{2/3} \rho^{5/3} (aH_{5/3} + bH_{8/3}) \\
&+ \frac{3}{40} \left(\frac{3\pi^2}{2} \right)^{2/3} \rho^{5/3+\delta} \left[t_4(x_4 + 2)H_{5/3} - t_4(x_4 + \frac{1}{2})H_{8/3} \right] \\
&+ \frac{3}{40} \left(\frac{3\pi^2}{2} \right)^{2/3} \rho^{5/3+\gamma} \left[t_5(x_5 + 2)H_{5/3} + t_5(x_5 + \frac{1}{2})H_{8/3} \right], \tag{1}
\end{aligned}$$

with

$$a = t_1(x_1 + 2) + t_2(x_2 + 2), \tag{2}$$

$$b = \frac{1}{2} [t_2(2x_2 + 1) - t_1(2x_1 + 1)], \quad \text{and} \tag{3}$$

$$H_n(y) = 2^{n-1} [y^n + (1-y)^n], \tag{4}$$

where $y = Z/A$ is the proton fraction. Eq. (1) includes the summation over index i in the third term introduced by Agrawal *et al.* [51] and additional terms involving t_4, x_4 , and t_5, x_5 , used by Chamel *et al.* [52]. The great majority of the parameterizations referred to in this work do not include these terms. Parameterization without (with) these additional terms are regarded as ‘‘standard’’ (‘‘non-standard’’) in this paper. We note that there are several other parameter sets which parameterize the density dependence of the Skyrme functional in non-standard ways [53–56], different from those considered here. These forces have been reported to have problems at higher density nuclear matter [51] and have not been included in the present study.

All quantities referred to in this work have been obtained based on Eq. (1) and are given below.

Eq. (1) leads to an in-medium effective nucleon mass M^* in ANM

$$\begin{aligned}
M^* &= M \left\{ H_{5/3} + \frac{1}{4} \frac{M}{\hbar^2} \rho \left[(a + t_4(x_4 + 2)\rho^\delta + t_5(x_5 + 2)\rho^\gamma) H_{5/3} \right. \right. \\
&\quad \left. \left. + \left(b - t_4(x_4 + \frac{1}{2})\rho^\delta + t_5(x_5 + \frac{1}{2})\rho^\gamma \right) H_{8/3} \right] \right\}^{-1}, \tag{5}
\end{aligned}$$

with M being the free nucleon mass.

The pressure, defined as $P = \rho^2 \frac{\partial(\mathcal{E}/\rho)}{\partial\rho}$, is given as

$$\begin{aligned}
P &= \frac{\hbar^2}{5M} \left(\frac{3\pi^2}{2} \right)^{2/3} \rho^{5/3} H_{5/3} + \frac{t_0}{8} \rho^2 [2(x_0 + 2) - (2x_0 + 1)H_2] \\
&+ \frac{1}{48} \sum_{i=1}^3 t_{3i} (\sigma_i + 1) \rho^{\sigma_i+2} [2(x_{3i} + 2) - (2x_{3i} + 1)H_2] + \frac{1}{8} \left(\frac{3\pi^2}{2} \right)^{2/3} \rho^{8/3} (aH_{5/3} + bH_{8/3}) \\
&+ \frac{1}{40} \left(\frac{3\pi^2}{2} \right)^{2/3} (5 + 3\delta) \rho^{\frac{8}{3}+\delta} \left[t_4(x_4 + 2)H_{5/3} - t_4(x_4 + \frac{1}{2})H_{8/3} \right] \\
&+ \frac{1}{40} \left(\frac{3\pi^2}{2} \right)^{2/3} (5 + 3\gamma) \rho^{\frac{8}{3}+\gamma} \left[t_5(x_5 + 2)H_{5/3} + t_5(x_5 + \frac{1}{2})H_{8/3} \right]. \tag{6}
\end{aligned}$$

The volume incompressibility of ANM at saturation density is calculated as derivative of pressure with respect to number density ρ

$$\begin{aligned}
K &= 9\rho^2 \left(\frac{\partial^2 \mathcal{E}/\rho}{\partial\rho^2} \right) \\
&= 9 \left(\frac{\partial P}{\partial\rho} \right) \\
&= \frac{3\hbar^2}{M} \left(\frac{3\pi^2}{2} \right)^{2/3} \rho^{2/3} H_{5/3} + \frac{9t_0}{4} \rho [2(x_0 + 2) - (2x_0 + 1)H_2] \\
&+ \frac{3}{16} \sum_{i=1}^3 t_{3i} (\sigma_i + 1) (\sigma_i + 2) \rho^{\sigma_i+1} [2(x_{3i} + 2) - (2x_{3i} + 1)H_2] \\
&+ 3 \left(\frac{3\pi^2}{2} \right)^{2/3} \rho^{5/3} (aH_{5/3} + bH_{8/3}) \\
&+ \frac{3}{40} \left(\frac{3\pi^2}{2} \right)^{2/3} (5 + 3\delta)(8 + 3\delta) \rho^{\frac{5}{3}+\delta} [t_4(x_4 + 2)H_{5/3} - t_4(x_4 + \frac{1}{2})H_{8/3}] \\
&+ \frac{3}{40} \left(\frac{3\pi^2}{2} \right)^{2/3} (5 + 3\gamma)(8 + 3\gamma) \rho^{\frac{5}{3}+\gamma} [t_5(x_5 + 2)H_{5/3} + t_5(x_5 + \frac{1}{2})H_{8/3}]. \tag{7}
\end{aligned}$$

Finally, the third derivative of the energy per particle in ANM at saturation density, also

called the skewness coefficient, is expressed as

$$\begin{aligned}
Q &= 27\rho^3 \left(\frac{\partial^3 \mathcal{E}/\rho}{\partial \rho^3} \right) \\
&= \frac{12\hbar^2}{5M} \left(\frac{3\pi^2}{2} \right)^{2/3} \rho^{2/3} H_{5/3} \\
&+ \frac{9}{16} \sum_{i=1}^3 t_{3i} \sigma_i (\sigma_i + 1) (\sigma_i - 1) \rho^{\sigma_i + 1} [2(x_{3i} + 2) - (2x_{3i} + 1)H_2] \\
&- \frac{3}{4} \left(\frac{3\pi^2}{2} \right)^{2/3} \rho^{5/3} (aH_{5/3} + bH_{8/3}) \\
&+ \frac{3}{40} \left(\frac{3\pi^2}{2} \right)^{2/3} (2 + 3\delta)(5 + 3\delta)(3\delta - 1) \rho^{\frac{5}{3} + \delta} [t_4(x_4 + 2)H_{5/3} - t_4(x_4 + \frac{1}{2})H_{8/3}] \\
&+ \frac{3}{40} \left(\frac{3\pi^2}{2} \right)^{2/3} (2 + 3\gamma)(5 + 3\gamma)(3\gamma - 1) \rho^{\frac{5}{3} + \gamma} [t_5(x_5 + 2)H_{5/3} + t_5(x_5 + \frac{1}{2})H_{8/3}].
\end{aligned} \tag{8}$$

In a special case for the SNM ($y = 1/2$), the expressions (1 - 8) simplify in that $H_n = 1$ and we obtain energy per particle $E_{\text{SNM}}(\rho)$, the incompressibility $K_{\text{SNM}}(\rho)$ and skewness $Q_{\text{SNM}}(\rho)$. When calculating properties of symmetric matter at the saturation density $E_{\text{SNM}}(\rho_o) = E_o$, the incompressibility $K_{\text{SNM}}(\rho_o) = K_o$ and the skewness $Q_{\text{SNM}}(\rho_o) = Q_o$, the second and third derivatives of the energy density with respect to number density are taken at $\rho = \rho_o$. Obviously, the first derivative, the pressure, is equal to zero at ρ_o .

One of the key properties of nuclear matter is the symmetry energy, particularly important in modelling nuclear matter and finite nuclei because it probes the isospin part of the Skyrme interaction. It is defined as

$$\begin{aligned}
\mathcal{S}(\rho) &= \frac{1}{8} \frac{\partial^2 (\mathcal{E}/\rho)}{\partial y^2} \Big|_{\rho, y=1/2} \\
&= \frac{\hbar^2}{6M} \left(\frac{3\pi^2}{2} \right)^{2/3} \rho^{2/3} - \frac{t_0}{8} (2x_0 + 1) \rho - \frac{1}{48} \sum_{i=1}^3 t_{3i} (2x_{3i} + 1) \rho^{\sigma_i + 1} \\
&+ \frac{1}{24} \left(\frac{3\pi^2}{2} \right)^{2/3} [a + 4b] \rho^{5/3} - \frac{1}{8} \left(\frac{3\pi^2}{2} \right)^{2/3} t_4 x_4 \rho^{\frac{5}{3} + \delta} \\
&+ \frac{1}{24} \left(\frac{3\pi^2}{2} \right)^{2/3} t_5 (5x_5 + 4) \rho^{\frac{5}{3} + \gamma}.
\end{aligned} \tag{9}$$

In SNM, it is customary to define four quantities, $J = \mathcal{S}(\rho_o)$, L , K_{sym} and Q_{sym} related to the symmetry energy and its derivatives evaluated at the saturation density ρ_o . L , the slope of

\mathcal{S} , is given by

$$\begin{aligned}
L &= 3\rho_o \left(\frac{\partial \mathcal{S}}{\partial \rho} \right)_{\rho=\rho_o} \\
&= \frac{\hbar^2}{3M} \left(\frac{3\pi^2}{2} \right)^{2/3} \rho_o^{2/3} - \frac{3t_0}{8} (2x_0 + 1) \rho_o - \frac{1}{16} \sum_{i=1}^3 t_{3i} (2x_{3i} + 1) (\sigma_i + 1) \rho_o^{\sigma_i+1} \\
&+ \frac{5}{24} \left(\frac{3\pi^2}{2} \right)^{2/3} (a + 4b) \rho_o^{5/3} - \frac{1}{8} \left(\frac{3\pi^2}{2} \right)^{2/3} (5 + 3\delta) t_4 x_4 \rho_o^{\frac{5}{3}+\delta} \\
&+ \frac{1}{24} \left(\frac{3\pi^2}{2} \right)^{2/3} (5 + 3\gamma) t_5 (5x_5 + 4) \rho_o^{\frac{5}{3}+\gamma}. \tag{10}
\end{aligned}$$

The curvature of the symmetry energy \mathcal{S} at saturation density in SNM is sometimes called K_{sym} , the symmetry incompressibility. It should not be confused with K_τ , which is the isospin incompressibility, defined in Eqs. (21) and (24). K_{sym} is given by

$$\begin{aligned}
K_{\text{sym}} &= 9\rho_o^2 \left(\frac{\partial^2 \mathcal{S}}{\partial \rho^2} \right)_{\rho=\rho_o} \\
&= -\frac{\hbar^2}{3M} \left(\frac{3\pi^2}{2} \right)^{2/3} \rho_o^{2/3} - \frac{3}{16} \sum_{i=1}^3 t_{3i} (2x_{3i} + 1) (\sigma_i + 1) \sigma_i \rho_o^{\sigma_i+1} \\
&+ \frac{5}{12} \left(\frac{3\pi^2}{2} \right)^{2/3} (a + 4b) \rho_o^{5/3} - \frac{1}{8} \left(\frac{3\pi^2}{2} \right)^{2/3} (5 + 3\delta) (2 + 3\delta) t_4 x_4 \rho_o^{\frac{5}{3}+\delta} \\
&+ \frac{1}{24} \left(\frac{3\pi^2}{2} \right)^{2/3} (5 + 3\gamma) (2 + 3\gamma) t_5 (5x_5 + 4) \rho_o^{\frac{5}{3}+\gamma}. \tag{11}
\end{aligned}$$

Finally, Q_{sym} , the third derivative of the symmetry energy, is

$$\begin{aligned}
Q_{\text{sym}} &= 27\rho_o^3 \left(\frac{\partial^3 \mathcal{S}}{\partial \rho^3} \right)_{\rho=\rho_o} \\
&= \frac{4\hbar^2}{3M} \left(\frac{3\pi^2}{2} \right)^{2/3} \rho_o^{2/3} - \frac{9}{16} \sum_{i=1}^3 t_{3i} (2x_{3i} + 1) (\sigma_i + 1) \sigma_i (\sigma_i - 1) \rho_o^{\sigma_i+1} \\
&- \frac{5}{12} \left(\frac{3\pi^2}{2} \right)^{2/3} (a + 4b) \rho_o^{5/3} - \frac{1}{8} \left(\frac{3\pi^2}{2} \right)^{2/3} (5 + 3\delta) (2 + 3\delta) (3\delta - 1) t_4 x_4 \rho_o^{\frac{5}{3}+\delta} \\
&+ \frac{1}{24} \left(\frac{3\pi^2}{2} \right)^{2/3} (5 + 3\gamma) (2 + 3\gamma) (3\gamma - 1) t_5 (5x_5 + 4) \rho_o^{\frac{5}{3}+\gamma}. \tag{12}
\end{aligned}$$

Using the above expressions, the density dependence of the symmetry energy can be expanded as a function of $x = (\rho - \rho_o)/3\rho_o$,

$$\mathcal{S} = J + Lx + \frac{1}{2} K_{\text{sym}} x^2 + \frac{1}{6} Q_{\text{sym}} x^3 + \mathcal{O}(x^4). \tag{13}$$

Similarly, in SNM, the density dependence of the energy per particle E , Eq. (1), is sometimes expressed as an expansion in a Taylor series around ρ_o

$$E_{\text{SNM}}(\rho) = E_o + \frac{1}{2}K_o x^2 + \frac{1}{6}Q_o x^3 + \mathcal{O}(x^4). \quad (14)$$

where $E_o = E_{\text{SNM}}(\rho_o)$ is the energy per particle at the saturation density ρ_o and

$$K_o = 9\rho_o^2 \left(\frac{\partial^2 E_{\text{SNM}}(\rho)}{\partial \rho^2} \right)_{\rho=\rho_o} \quad (15)$$

and

$$Q_o = 27\rho_o^3 \left(\frac{\partial^3 E_{\text{SNM}}(\rho)}{\partial \rho^3} \right)_{\rho=\rho_o} \quad (16)$$

In ANM with asymmetry $\beta = (N - Z)/A = (1 - 2y)$, the energy per particle E can be expanded around a new, isospin dependent, saturation density $\rho_o(\beta) \sim \rho_o(1 - 3(L/K_o)\beta^2)$ [57]:

$$E_{\text{ANM}}(\rho, \beta) = E_o(\rho_o(\beta)) + \frac{K_o(\rho_o(\beta))}{2} \left(\frac{\rho - \rho_o(\beta)}{3\rho_o(\beta)} \right)^2 + \frac{Q_o(\rho_o(\beta))}{6} \left(\frac{\rho - \rho_o(\beta)}{3\rho_o(\beta)} \right)^3 + \mathcal{O}(\beta^4) \quad (17)$$

where the expansion coefficients are given as

$$E_o(\rho_o(\beta)) = E_o + J\beta^2 + \mathcal{O}(\beta^4), \quad (18)$$

$$K_o(\rho_o(\beta)) = K_o + \left(K_{\text{sym}} - 6L - \frac{Q_o}{K_o}L \right) \beta^2 + \mathcal{O}(\beta^4), \quad \text{and} \quad (19)$$

$$Q_o(\rho_o(\beta)) = Q_o + \left(Q_{\text{sym}} - 9L\frac{Q_o}{K_o} \right) \beta^2 + \mathcal{O}(\beta^4). \quad (20)$$

The coefficient of the second term in Eq. (19)

$$K_{\tau,v} = \left(K_{\text{sym}} - 6L - \frac{Q_o}{K_o}L \right) \quad (21)$$

determines the isospin dependence of incompressibility at saturation density $\rho_o(\beta)$. Strictly it is the volume part $K_{\tau,v}$ of the isospin incompressibility K_τ Eq. (24), which plays an important role in analysis of data from giant monopole resonance. It does not include surface effects, as discussed in Secs. III A and III C.

III. MACROSCOPIC CONSTRAINTS

It is important to keep in mind that different Skyrme parameterizations were often constructed with emphasis on a certain selection of data on finite nuclei. For example, the

BSk family were fitted to experimental nuclear masses, SkM* to binding energies of finite nuclei and actinide fission barriers, the SkI family to isotope shifts in the Pb region, and the SLy family to properties of neutron matter, neutron stars and the ground state variables of neutron-heavy nuclei. Although all Skyrme forces are usually fitted to reproduce well the saturation energy and density of symmetric nuclear matter, they differ significantly in other characteristics of symmetric and pure neutron matter, in particular their density dependence.

We examine in this section eleven constraints on properties of nuclear matter, out of which four are related to SNM, two to PNM, and five involving both SNM and PNM. The constraints are listed in Table I.

A. Symmetric nuclear matter

Infinite nuclear matter, composed of the same number of protons and neutrons without Coulomb interaction, does not exist in nature. Nevertheless, it has become an important theoretical laboratory for the investigation of physical quantities relevant for the modelling of heavy nuclei and nuclear matter in astrophysical compact objects. As stated above, the saturation density ρ_0 and the binding energy per nucleon $E_0 = \mathcal{E}/\rho_0$ are reasonably well established. In this work we focus on two other physical quantities of SNM at saturation density: The incompressibility K_0 and the skewness coefficient Q_0 . We note that some authors use $K' = -Q_0$ as the skewness coefficient (see Eq. (8)).

The determination of K_0 , and other related parameters of nuclear matter from experimental data on Giant Monopole Resonance (GMR) on finite nuclei, has been a long-standing problem (see e.g [58–60]) which has not been fully resolved to this day [61].

There are basically two procedures that can be used to extract the information. One is to analyse the A dependence of the compression modulus of a finite nucleus K_A

$$K_A = (M/\hbar^2) \langle R^2 \rangle E_{\text{GMR}}^2 \quad (22)$$

obtained, using sum-rule arguments, from the measured energy of Giant Monopole Resonance E_{GMR} in spherical nuclei [58]. M is the nucleon mass and R is the rms *matter* radius of the nucleus with mass number A . Using the leptodermous expansion of the energy per

particle in the droplet model (the mass formula), an expression for K_A can be found [58],

$$K_A = K_{\text{vol}} + K_{\text{surf}}A^{-1/3} + K_{\text{curv}}A^{-2/3} + K_{\tau}\beta^2 + K_{\text{coul}}\frac{Z^2}{A^{4/3}} + \dots, \quad (23)$$

where the isospin incompressibility K_{τ} consists of two components [58, 62, 63]

$$K_{\tau} = K_{\tau,v} + K_{\tau,s}A^{-1/3} \quad (24)$$

where $K_{\tau,v}$ ($K_{\tau,s}$) determine the volume (surface) isospin incompressibility. K_{vol} , K_{surf} , K_{curv} , K_{τ} and K_{coul} are second derivatives of the coefficients of the volume, surface, curvature, isospin, and Coulomb terms with respect to the radial coordinate of the nucleus in the mass formula. If the K_{vol} term is identified as the incompressibility of infinite nuclear matter K_0 , then a link between K_A and K_0 can be used to determine K_0 . However, it has been argued that the macroscopic analysis suffers from potentially serious drawbacks, including the uncertainty of the validity of the $K_{\text{vol}} \approx K_0$ assumption, the weak A dependence, limitations of Eq. (23) to small oscillations, questions about convergence of the expansion Eq. (23), and consideration of possible anharmonicities of the breathing mode, especially for light nuclei [60].

Another route is to rely on microscopic calculations within a Hartree-Fock mean-field approximation for static properties and RPA for excitations, and to use the same model framework for calculation of the SNM. Such an approach allows a consistent determination of the breathing mode energy E_{GMR} and parameters of nuclear matter within the same framework. However, the microscopic approach has the disadvantage that the results are dependent on the choice of the effective interaction used in the models. The macroscopic approach is based only on the assumption that the liquid drop model of the nucleus is valid and that the leptodermous expansion (23) converges reasonably fast.

The value of K_0 most frequently used today is based on microscopic analysis of GMR data. Youngblood *et al.* [64] used measured E0 strength distribution in ^{40}Ca , ^{90}Zr , ^{116}Sn , ^{144}Sm and ^{208}Pb and Gogny interaction based on calculations by Blaizot *et al.* [60], which took into account pairing and anharmonicity in lighter nuclei. The deduced value of $K_0 = 231 \pm 5$ MeV. This result was in good agreement with the value obtained by Farine *et al.* [65] $K_0 = 240$ MeV with generalized Skyrme forces. Myers and Świątecki [66] used a model based on a semiclassical Thomas-Fermi approximation with a short range Yukawa effective force

between fermions. They obtained the value $K_o = 234$ MeV by fitting nuclear binding energies and diffuseness to experimental data. Later, Colò and co-workers [67] argued that there is not a unique relationship between the value of K_o associated with an effective force and the GMR energy predicted by that force in non-relativistic models. They built a new class of Skyrme forces and found that $230 < K_o < 250$ MeV. Agrawal *et al.* addressed the well-known discrepancy between predictions of the value of K_o in non-relativistic and relativistic models (see [68] and references therein) and concluded that the discrepancy, thought to be $\sim 20\%$, can be much smaller for an appropriate choice of effective interactions. Todd-Rutel and Piekarewicz [69], using a new relativistic model FSUGold with two new parameters, causing softening both of the EoS of SNM and the density dependence of the symmetry energy, predicted $K_o = 230$ MeV in RMF calculations. However, new data on GMR in Sn isotopes [70, 71] re-opened the question of K_o , as models which successfully predicted GMR energies in ^{90}Zr , ^{144}Sm and ^{208}Pb could not reproduce GMR energies reported for $^{112-124}\text{Sn}$. We note that the new GMR energies for $^{112,116,124}\text{Sn}$ do not agree (just outside errors) with previous data [72, 73]. It has been suggested that the new measurement by Li *et al.* offered cleaner spectra with less need for subtraction of background, which may possibly help to understand this discrepancy [71]. Colò *et al.* [74] tried to interpret the new data employing a self-consistent quasiparticle random-phase approximation model with Hartree-Fock-Bogoliubov basis, the Skyrme interaction and density dependent pairing. They reproduced the new GMR energies in $^{112-120}\text{Sn}$ isotopes using SkM* Skyrme force and surface pairing force and found that the effect of pairing on K_o is very small. However, the value of K_o extracted from the fit to Sn isotopes is about 10% smaller than the one obtained from the fit to ^{208}Pb , 230-240 MeV. Similar $\sim 10\%$ discrepancy between K_o from fits to Sn and Pb GMR energies has been reported in RMF calculations [75]. So, the puzzle of GMR in Sn nuclei remains open [76]. Keeping in mind the current unresolved situation of GMR experiments and theory, and that all the extracted values are likely to be rather model dependent, we choose the following constraint for K_o that we refer to as the SM1 constraint,

$$\mathbf{SM1} : \quad K_o = 230 \pm 30 \text{ MeV} \quad (25)$$

To our knowledge, there has been only one attempt to constrain the third derivative of the energy per particle with respect to density, the skewness $K' = -Q_o$ (see Eq. (8)) which

is the next order fluctuation around the saturation density in the expansion [65]

$$\mathcal{E}(\rho)/\rho \approx E_o + (K_o/2)x^2 - (K'/6)x^3 + \dots . \quad (26)$$

Constraints on the skewness coefficient, which differs from author to author by a minus sign [65, 77], are relatively imprecise. Farine *et al.* [65] tried to find acceptable values of K' by self-consistent analysis of breathing mode data using a selection of Skyrme forces. They found a subtle correlation between K_o and K' . We adopt here their value of K' as constraint SM2,

$$\mathbf{SM2} : \quad K' = 700 \pm 500 \text{ MeV}. \quad (27)$$

The wide range of K' compensates for the fact that Farine *et al.* [65] used $K_o=215 \pm 15$ MeV, 7% lower than our choice.

Limits on the pressure-density relationship in SNM and PNM and its curvature can be obtained from analysis of experimental data on the motion of ejected matter in energetic nucleus-nucleus collisions. Recently, measurements of the particle flow in collisions of ^{197}Au nuclei at incident kinetic energy per nucleon varying from about 0.15 to 10 GeV were analysed [78]. The authors extrapolated available data [79] for pressure at about $2\rho_o$ to higher densities, as well as to zero temperature. The results give limits on pressure as a function of density (see Fig. 1) which comprise the constraint SM3,

$$\mathbf{SM3} : \quad P \text{ vs } \frac{\rho}{\rho_o}(y = 0.5) \implies \textit{Flow Experiment}. \quad (28)$$

Recent experimental investigation of kaon production in HIC produces a further constraint on pressure at a lower density region $1.2 \leq \rho \leq 2.2 \text{ fm}^{-3}$ [80, 81] (see Fig. 2), here named SM4,

$$\mathbf{SM4} : \quad P \text{ vs } \frac{\rho}{\rho_o}(y = 0.5) \implies \textit{Kaons + GMR Experiments}. \quad (29)$$

B. Pure Neutron Matter

The EoS of PNM is of a particular interest, because PNM is a realistic first approximation to the baryonic matter that composes neutron stars. Most properties of neutron stars cannot be studied in terrestrial laboratories and theoretical models, based on effective forces, must be used. However, at low densities, experiments with cold Fermi atoms yield information on

strongly interaction fluids, very similar to the low-density neutron matter at neutron star crusts [41]. Different density regimes can be tuned by the magnitude of the neutron Fermi momentum k_F relative to the effective range r_o of the NN interaction in the system [39]. The ground state energy per particle, the EoS, can be expressed as

$$\frac{E_{PNM}}{E_{PNM}^o} = \xi, \quad (30)$$

where E_{PNM} is the energy per particle in Eq. (1) with $H_n = 2^{n-1}$. $E_{PNM} = \mathcal{E}_{PNM}/\rho$ and $E_{PNM}^o = 3\hbar^2 k_F^2/10M$, with M being the mass of the nucleon. In the dilute degenerate Fermi gas regime, $k_F r_o \ll 1$, ξ is a constant [82]. This restricts the density below about $10^{-3}\rho_o$, the density at which neutrons become unbound in neutron stars. At higher densities, below $\sim 0.1\rho_o$, where $k_F r_o \approx 1$, ξ has to be replaced by a system dependent function $\xi(k_F, r_o)$. In this work we adopt the expression E_{PNM}/E_{PNM}^o by Epelbaum *et al.* [40], based on next-to-leading order in lattice chiral effective field theory (NLO₃), and including corrections due to finite scattering length, nonzero effective range, and higher order corrections,

$$\frac{E_{PNM}}{E_{PNM}^o} = \xi - \frac{\xi_1}{k_F a_o} + c_1 k_F r_o + c_2 k_F^2 m_\pi^{-2} + c_3 k_F^3 m_\pi^{-3} + \dots, \quad (31)$$

where m_π is the pion mass. The dimensionless universal constant ξ has been determined from trapped cold atom experiments with ${}^6\text{Li}$ and ${}^{40}\text{K}$, which yield a variety of values: 0.32_{-13}^{+10} [83], $0.51(4)$ [84], 0.46_{-05}^{+12} [85], and $0.39(2)$ [86]. Values of ξ_1 in the literature are in the range 0.8 - 1.0 ([40] and references therein). Epelbaum *et al.*, using a simple Hamiltonian and only few particles in their system, took $\xi = 0.31$ and $\xi_1 = 0.81$ and fitted two sets of constants c_1 , c_2 and c_3 : set 1 (0.27, -0.44, 0.0) and set 2 (0.17, 0.0, -0.26), and obtained a very similar quality fits to their NLO₃. We construct a constraint on energy per particle of PNM in the range of densities 0.01 - $0.1\rho_o$ shown in Fig. 3

$$\text{PNM1 : } \frac{\mathcal{E}_{PNM}}{\rho} (\text{MeV}) \text{ vs } \rho. \quad (32)$$

Two shaded areas are based on Eq. (31) with $\xi_1 = 0.81$ and set 1 (red dashed line) or set 2 (green dashed-dotted line). The area inside the blue solid line is based on Eq. (30), the unitary limit. The boundaries of all three areas are calculated by taking $0.2 < \xi < 0.6$, which allows for the spread in experimental values.

It is clear that our PNM1 constraint is consistent with a relatively large range of extrapolated experimental ξ values. Very recently, after our work was completed, more accurate

calculations and measurements were reported. The new limits on ξ are 0.37-0.38 [87] and 0.38-0.41 [88]. ξ_1 , related to the contact parameter in unitary Fermi gases, has been calculated to be $\xi_1=0.9$ ([88] and references therein). These new data will be considered in future development of the PNM1 constraint.

New theoretical calculations also provide constrains on the EoS of low-density PNM. Gezerlis and Carlson ([42] and references therein) compare their EoS, obtained using the Quantum Monte Carlo techniques, with results of other model calculations in their Figs. 3 and 4. Although we still keep the PNM1 as selector of the low-density neutron matter EoS in this paper, we have constructed a band, representing the boundaries of theoretical predictions, in the same ρ/ρ_o range used in the PNM1 constraint. This band is considerably narrower than the band extracted from the cold atoms data. It is shown in Fig. 4a, and merged with the PNM1 constraint in Fig. 4b.

In the high density region, analysis of HIC data [78] provides a constraint on the pressure-density relation in PNM.

$$\mathbf{PNM2} : P \text{ vs } \frac{\rho}{\rho_o}(y = 0) \implies \textit{Flow Experiment}. \quad (33)$$

The constraint is illustrated in Fig. 5.

C. Constraints involving both SNM and PNM

Nuclear symmetry energy, in particular its density dependence, has received considerable attention during the last decade. It produces information about the isospin dependence of nuclear forces which is equally important in nuclear matter and finite nuclei. The current empirical values of J , the symmetry energy at saturation density, as predicted by different models, vary around the value extracted from the up-to-date finite range liquid droplet model $J = 32.5$ MeV [89]. The data for $\mathcal{S}(\rho)$ come from several sources: HIC [80, 90–92], Pygmy Dipole Resonances (PDR) [91, 93, 94], Isobaric Analog States (IAS) [95] and numerous microscopic calculations. A systematic difference exists between predictions of HF (Skyrme) and RMF models [44, 96] spanning the range $27 < J < 38$ MeV. This large uncertainty stems, in part, from limited experimental knowledge and understanding of the isospin dependence of the nucleon-nucleon interaction and, in particular, the PNM EoS.

Taking into account some more recent data [97] we define this constraint as on J ,

$$\mathbf{MIX1} : \quad 30 < J < 35 \text{ MeV.} \quad (34)$$

The density dependence of the symmetry energy, especially at super-nuclear densities, has direct relevance for modelling neutron stars [96, 98] and is closely related to studies of neutron matter radii and the neutron skin in neutron-heavy nuclei [99, 100]. In contrast to the expansion of the energy per particle, in which the term containing the first derivative vanishes, the expansion of $\mathcal{S}(\rho)$ Eq. (13) contains a first order correction L at $\rho = \rho_0$. L becomes an important bulk quantity that determines most of the behavior of $\mathcal{S}(\rho)$ in the vicinity of ρ_0 . The empirical determination of L is, as for several other bulk quantities, indirect. The very recent constraint, based on the empirical MSL model with the MSL0 Skyrme-like interaction, is based on analysis of isospin diffusion and double neutron/proton ratio in heavy-ion collisions at intermediate energies, and requires [101]

$$\mathbf{MIX2} : \quad L = 58 \pm 18 \text{ MeV.} \quad (35)$$

We comment that this value is lower than the previously accepted $L = 88 \pm 25$ MeV [102] derived by the same group but considering only the isospin diffusion data and standard Skyrme forces. This lower value of L is supported by findings of Newton and Li, [103], who used the correlation between the gravitational binding energy of a low mass neutron star PSR J0737-3039B and the slope of the nuclear symmetry energy at 1–2 times the nuclear saturation density. This correlation leads to an upper limit $L \leq 70$ MeV. It is also consistent with the value $L = 49.9$ MeV determined from the droplet model [104] and closer to the most recent value from Finite Range Droplet Model (FRDM) $L = 70 \pm 15$ MeV [89]. Vidaña *et al.* [57] found the value of $L = 66.5$ MeV in their Bruckner-Hartree-Fock calculation with the Argonne V18 potential supplemented by a three-body force of Urbana type. As J and L are correlated, some investigations produce range of acceptable values for both of these observables (see e.g. [93, 97] for a recent summary).

The next constraint involves the isospin incompressibility K_τ in Eq. (23) for the compression modulus of a finite nucleus with mass A . This constraint on K_τ , which is only dependent on the validity of the expansion (36), from experiment was provided by Li *et al.* [70, 71, 105] who measured GMR strength distributions for $^{112-124}\text{Sn}$ and $^{106,110-116}\text{Cd}$ isotopes in inelastic scattering of alpha particles. They used a simplified expression for the

compression modulus K_A (as compared to Eq. (23)),

$$K_A = K_{\text{vol}} + K_{\text{surf}}A^{-1/3} + K_{\tau}\beta^2 + K_{\text{Coul}}\frac{Z^2}{A^{4/3}}, \quad (36)$$

omitting the higher order terms in A and β . Li *et al.* further assumed that $K_{\text{surf}} = -K_{\text{vol}}$ and $K_{\text{vol}} = K_o$ (the scaling approximation). K_{Coul} was taken to be (-5.2 ± 0.7) MeV. This value has been derived by Sagawa *et al.* [106], who investigated a microscopic structure of K_{Coul} and its correlation with K_o , using a set of thirteen Skyrme parameterizations and seven RMF Lagrangians. They found this correlation rather weak and arrived to an average value of K_{Coul} , used by Li *et al.* This procedure yielded the value of $K_{\tau} = (-550 \pm 100)$ MeV.

It is important to realize that the K_{τ} , extracted by Li *et al.*, includes both the volume and the surface components of the isospin compressibility K_{τ} , Eq. (24). It follows that, in order to compare microscopic model calculation with the constraint, the contribution of the surface-symmetry term, which is difficult to calculate exactly, must be at least estimated as well as possible and subtracted from K_{τ} . Stone *et al.* [107] re-analysed a combined Sn+Cd data by Li *et al.* and Garg under the same conditions and found $K_{\tau} = (-595 \pm 154)$ MeV. Estimation of $K_{\tau,v}$ and $K_{\tau,s}$ from the currently available GMR data is not easy. The data show systematic differences, mainly dependent on methods, used for analysis by different groups. It is therefore necessary to include some additional constraints on the fit to obtain limits on $K_{\tau,v}$ and $K_{\tau,s}$. Stone *et al.* used two assumptions. First, they required that Eq. (24) holds and looked for all combinations of $K_{\tau,v}$ and $K_{\tau,s}$ which would satisfy it. $K_{\tau,v}$ is expected to be negative in line with microscopic calculations. It was varied in the region of $-1200 < K_{\tau,v} < 0$ MeV with $K_{\tau,s}$ in the range of $-1600 < K_{\tau,s} < 1600$ MeV. The second assumption was that the expansion (24) in terms of $A^{-1/3}$ and β^2 converges at a reasonable rate, i.e., no higher order term are significant. They took

$$\frac{K_{\tau,s}A^{-1/3}}{K_{\tau,v}} \leq 0.5 \quad (37)$$

Simultaneous application of Eq. (24) and Eq. (37), together with the assumption that $K_{\tau,v}$ is negative, allows limits on $K_{\tau,v}$ to be extracted and taken as a constraint,

$$\mathbf{MIX3} : \quad -760 \leq K_{\tau,v} \leq -372 \text{ MeV}. \quad (38)$$

Corresponding limits on the surface contribution to isospin incompressibility are $-1110 \leq K_{\tau,s} \leq 960$ MeV. We comment that the condition on the ratio of the contribution of

the surface and volume isospin incompressibility is rather conservative. Treiner *et al.* [62] estimated the surface contribution to the isospin incompressibility to be $\sim 20\%$ of the volume term in ^{208}Pb in the scaling approximation, implying a rapid convergence of expansion, Eq. (23). We note that other suggested limits on $K_{\tau,v} = -370 \pm 120$ MeV (in notation of the original paper [108] $K_{\tau,2}^{sat}$) exist in the literature, but they are calculated, not directly extracted from experimental data. Patra *et al.* [109] estimated $K_{\tau,v}$ and $K_{\tau,s}$ using a semiclassical relativistic mean-field method with interaction NL1, NL3 and NLSH. They obtained $K_{\tau,v} = -676, -690$ and -794 MeV and $K_{\tau,v} = 1951, 1754$ and 1716 MeV for the three interactions, NL1, NL3 and NLSH, respectively.

As the next constraint, we used the known effect that at the nuclear surface, variation of the difference between proton and neutron densities (neutron skin) is expected. Danielewicz [110] considered this question and proposed limits to the reduction of the symmetry energy at $\rho_0/2$ in terms of $\mathcal{S}(\rho_0/2)/J$. These limits, based on a semi-classical Thomas-Fermi model and a comparison of the neutron skin of ^{208}Pb as calculated in this model with values from full mean-field models, lead to

$$\mathbf{MIX4} : \quad 0.57 < \frac{\mathcal{S}(\rho_0/2)}{J} < 0.83. \quad (39)$$

Finally, Piekarewicz [111, 112] used a parabolic approximation to the EoS and derived an expression for the pressure in pure neutron matter, related to the slope of the symmetry energy L at saturation density. Thus the ‘‘symmetry pressure’’ L , a quantity that influences the neutron-skin thickness in heavy nuclei, is directly proportional to the pressure of pure neutron matter as $3P_{PNM}(\rho_0)/(L\rho_0) \approx 1$ [112]. Considering the uncertainty in the number of terms included in the expansion, we introduce a range to this constraint as

$$\mathbf{MIX5} : \quad \frac{3P_{PNM}(\rho_0)}{L\rho_0} = 1 \pm 0.1. \quad (40)$$

In terms of Skyrme model parameters, this constraint can be expressed analytically as

$$\frac{3P_{PNM}(\rho_0)}{L\rho_0} = 1 + \frac{1}{L} \sum_{i=1}^6 T_i, \quad (41)$$

where,

$$\begin{aligned}
T_1 &= \left(\frac{9\sqrt[3]{4}}{5} - 1 \right) \frac{\hbar^2}{3M} \left(\frac{3\pi^2}{2} \right)^{2/3} \rho_o^{2/3} \\
T_2 &= \frac{9t_0}{8} \rho_o \\
T_3 &= \frac{3}{16} \sum_{i=1}^3 t_{3i} (\sigma_i + 1) \rho^{\sigma_i+1} \\
T_4 &= \frac{5}{24} \left(\frac{3\pi^2}{2} \right)^{2/3} \left[a \left(\frac{9\sqrt[3]{4}}{5} - 1 \right) + 2b \left(\frac{9\sqrt[3]{4}}{5} - 2 \right) \right] \rho_o^{5/3} \\
T_5 &= \frac{1}{8} \left(\frac{3\pi^2}{2} \right)^{2/3} (5 + 3\delta) \left[\frac{3\sqrt[3]{4}}{5} (1 - x_4) + x_4 \right] t_4 \rho_o^{\frac{5}{3}+\delta} \\
T_6 &= \frac{1}{8} \left(\frac{3\pi^2}{2} \right)^{2/3} (5 + 3\gamma) \left[\frac{9\sqrt[3]{4}}{5} (1 + x_5) - \frac{1}{3} (5x_5 + 4) \right] t_5 \rho_o^{\frac{5}{3}+\gamma}. \tag{42}
\end{aligned}$$

D. Results of application of the macroscopic constraints

Predictions of bulk properties of nuclear matter by all Skyrme parameter sets are summarized in Table II. Table III details whether a particular parameter set is consistent (+) or not (-) with each of the eleven constraints.

Numerical evaluation of the compliance for individual parameterizations with the constraints is given in Table IV. The criterion for consistency with a constraint is different for numerical (SM1, SM2 and MIX1-5) and graphical (SM3, SM4, PNM1 and PNM2) constraints. For the numerical ones, we define a deviation Dev

$$Dev = \frac{Q_{\text{mod}} - Q_{\text{const}}}{\Delta}, \tag{43}$$

where Q_{mod} is the value of a specific quantity calculated in the model, and Q_{const} is the central value of the related constraint. The error associated with Q_{const} is Δ . If $|Dev| \leq 1$, the model is consistent. In particular, for the MIX1, MIX3 and MIX4 constraints that are defined by a range in the form $x_1 \leq X \leq x_2$, we define the central value as $Q_{\text{const}} = (x_2 + x_1)/2$, and the error as $\Delta = x_2 - Q_{\text{const}} = Q_{\text{const}} - x_1$.

For the graphic constraints SM3, SM4, PNM1 and PNM2, we consider as consistent a model that is inside of the corresponding band in 95% or more of the density region. In this case, the Skyrme interaction is rendered valid.

Table V shows the number of parameter sets (out of 240) which satisfied each constraint. This table shows that no individual constraint is particularly discriminative. It is more interesting to consider further the parameter sets which satisfy all constraints. They are surprisingly few in number – only **six** sets **LNS**, **NRAPR**, **Ska25s20**, **SQMC650**, **SQMC700**, and **SV-sym32** are selected.

Further, considering the need to choose ranges for some constraints, we looked for sets that fell outside the chosen range for only one of the eleven constraints and by less than 5% of the closest limit. This procedure yielded ten more sets **GSkI**, **GSkII**, **KDE0v1**, **MSL0**, **Ska35s20**, **SKRA**, **SkT1**, **SkT2**, **SkT3**, and **Skxs20**, making a total of **sixteen** Consistent Skyrme Parameterizations (hereafter CSkP) which satisfy all constraints on properties of nuclear matter. (We note that sets SkT1a, SkT2a and SkT3a (see Table II) have the same parameters relating to nuclear matter as SkT1, SkT2, SkT3 [113], and differ only by a choice of the spin-orbit functional, the Coulomb exchange term and the fitted pairing strength. SkT1a, SkT2a and SkT3a are therefore not included separately in the analysis).

The values of all relevant parameters of the CSkP are given in Table VI. Table VII lists all the numerical properties of nuclear matter at saturation as calculated by the CSkP. The compliance of the CSkP with graphical constraints SM3, SM4, PNM1, PNM2 is illustrated in Figs. 1–5.

The range of calculated values from all the CSkP is compared with the range of each constraint in Table I, where, it is interesting to note, they often fall within a band much narrower than the imposed constraint. Figs. 1–5 show generally the same behaviour for constraints defined by a function. Two exceptions concern constraint PNM1 (Fig. 3) where a narrow band is predicted by all models except KDE0v1 (high) and MSL0 (low), and MIX5 (Table VII), for which all results are in the upper half of the range, although not closely clustered.

As shown in Fig. 4b, where the new band from Fig. 4a was added to the bands and curves already presented in Fig. 3, two models, KDE0v1 and MSL0 do not satisfy the more stringent theoretical constraint. However, as we consider PNM1 a valid constraint in the context of this paper, we keep the KDE0v1 and MSL0 parameterizations in the CSkP list. This issue will be revisited in future.

The relationship between L , $\mathcal{S}_0=J$, and pressure in pure neutron matter P_0 has been

examined by Tsang *et al.* [90]. Based results of mass measurements, HIC, PDR and IAS, they produced a composite constraint on these variables which is an extended variation of our constraint MIX5. Fig. 6, taken from ([97] and references therein), is the latest version of their Fig. 3 in [90]. Predictions of the CSkP of this relationship all fall within the blue dashed rectangle, overlapping with all the constraint but showing no compatibility with the IAS analysis.

IV. MICROSCOPIC AND OBSERVATIONAL CONSTRAINTS

In addition to the eleven macroscopic constraints considered in previous sections, we introduce some additional, more microscopic constraints and constraints based on observation of neutron stars and apply them only to already chosen CSkP. We find that these constraints significantly reduce further the number of the CSkP, eliminating GSkI, GSkII, MSL0, Ska25s20, Ska35s20, the SkT group, Skxs20, SQMC650, and SV-sym32 from the CSkP list, as discussed in detail below.

A. The effective mass

In non-relativistic models of the motion of a nucleon with mass M in homogeneous nuclear matter, the nuclear potential $V(k)$ is momentum dependent. The concept of the effective mass M^* , originally developed by Brueckner [114], leads to an equivalent description of the motion in which the nuclear potential $V(k=0)$ is constant but the nucleon mass has been modified. It has been established that the M^* is lower than the M for all potentials for which the low k expansion $V(k)=V(0)+bk^2+\dots$ (where b is a constant) is valid.

This simple formalism can be extended also to momentum and density dependent potentials, such as the Skyrme potential. The nucleon isoscalar effective mass M_s^* at saturation density can be defined [115] as

$$\frac{\hbar^2}{2M_s^*} = \frac{\hbar^2}{2M} + \left. \frac{\partial E}{\partial \tau} \right|_{\rho_0} \quad (44)$$

where E is the energy per particle, Eq. (1), which leads to [45]

$$m_s^* = \frac{M_s^*}{M} = \left(1 + \frac{M}{8\hbar^2} \rho_0 \Theta_s\right)^{-1}, \quad (45)$$

in terms of the Skyrme parameters.

The isovector effective mass M_v^* is given as

$$m_v^* = \frac{M_v^*}{M} = \frac{1}{1 + \kappa} = \left(1 + \frac{M}{4\hbar^2} \rho_o \Theta_v \right)^{-1}, \quad (46)$$

where κ is the enhancement factor of the Thomas-Reiche-Kuhn sum rule [116]

$$\kappa = \frac{2M}{\hbar^2} \rho_o \frac{\partial}{\partial(\tau_n - \tau_p)} \frac{\partial}{\partial(\rho_n - \rho_p)} E \Big|_{\rho_o} \quad (47)$$

(notice the typographic error in [115] Eq. (14) [117]). In the above equations τ, τ_p and τ_n are the total, proton and neutron kinetic energy densities and Θ_s and Θ_v are defined in Eq. (61).

In ANM, consisting of unequal amount of neutrons and protons, the nucleon effective mass can be written in terms of Θ_s and Θ_v as [113, 118, 119]

$$m_q^* = \frac{M_q^*}{M} = \left(1 + \frac{M}{8\hbar^2} \rho \Theta_s - \frac{M}{8\hbar^2} q (2\Theta_v - \Theta_s) \beta \rho \right)^{-1}, \quad (48)$$

where β is the asymmetry parameter $(\rho_n - \rho_p)/\rho$ and $q = 1$ (-1) for neutrons (protons).

For non-standard parameterizations the Eq. (48) becomes

$$m_q^* = \left[1 + \frac{M}{8\hbar^2} \rho \Theta'_s - \frac{M}{8\hbar^2} q (2\Theta_v - \Theta_s - t_4(1 + 2x_4)\rho^\beta + t_5(1 + 2x_5)\rho^\alpha) \beta \rho \right]^{-1}. \quad (49)$$

For such a case, m_s^* and m_v^* are obtained by making $\Theta_s \rightarrow \Theta'_s$ and $\Theta_v \rightarrow \Theta'_v$ in Eqs. (45) and (46), where Θ'_s and Θ'_v are defined in Eq. (63).

Constraints on the m_s^* and m_v^* at saturation density can be derived from experimental peak frequencies of giant resonances in finite nuclei ([115, 120] and references therein). m_s^* is solely related to giant quadrupole resonance (GQR). Klüpfel *et al.* [115] deduced an optimum value of $m_s^*=0.9$ from the GQR in ^{208}Pb , close to the estimate of Bohias *et al.* [121] $m_s^*=0.8$. m_v^* is constrained from the giant dipole resonance (GDR) which is sensitive to two nuclear matter variables, the symmetry energy and the enhancement factor κ . Klüpfel *et al.*, taking $\kappa=0.4$, obtained $m_v^*=0.7$, the same as the value extracted in [122]. However, these values, based on the GDR in ^{208}Pb , are not quite consistent with data of the GDR in ^{16}O [123]. The current conclusion is that experimental GDR data on light and heavy nuclei cannot be satisfied simultaneously with the present form of the static HF functional. Additional work is needed in both theory and experiment.

The effective mass scales the level density g of single-particle (s.p.) levels in the vicinity of the Fermi surface $g(\epsilon_F) \rightarrow \frac{M}{M^*} g(\epsilon_F)$ (see [124] and references therein). This simple scaling,

valid in infinite matter, holds for level density of deep s.p. states in finite nuclei, but breaks down for s.p. states close to the Fermi level. The origin of the change in level density is usually seen in coupling between HF s.p. modes and surface-vibration (beyond HF) RPA modes (see e.g. [125]). If the coupling is taken into account, the nuclear matter effective mass scaling can be recovered. Such calculation is however rather complicated and the simplest way to fit experimental s.p. level density is to take M^* being state dependent and equal to M at the Fermi surface [119]. Such an approach is also necessary in fitting atomic mass data with conventional Skyrme forces, where a high precision fit of masses of open shell nuclei is not possible without a correct spacing of s.p. states close to the Fermi surface. However, the choice of $M^*=M$ is inconsistent, for example, in the context of formation of nuclear matter from isolated nuclei in neutron stars or core-collapse supernova matter. One possible remedy is to construct an extended Skyrme force [119]. More recently, Satula *et al.* [124] studied the problem of the effective mass scaling within the Skyrme energy density functional (EDF) method. They concluded that more detailed modelling of the two-body spin-orbit and tensor interaction strength reinstates the conventional $m^* = M^*/M$ scaling and removes the inconsistency in the effective mass scaling of s.p. level densities in nuclear matter and finite nuclei, caused mainly by fitting strategies of the Skyrme parameters to incomplete Skyrme functional.

Based on the theoretical concept of the effective mass and the experimental data on GQR and GDR we find a strong enough reason to eliminate all CSkP parameterizations with $M^*=M$. This choice is not valid in nuclear matter (the prime concern of this work) and has only an auxiliary character in finite nuclei which is likely to be improved upon. The constraint on m_s^* alone would eliminate the Ska and SkT family forces from the list of CSkP, thereby reducing their number to eleven. For the remaining, m_v^* at saturation density is calculated in the range 0.603 - 0.930. Due to the weak nature of this constraint, deduced from experimental GDR, we do not feel there is a strong enough reason to do any further elimination.

Next, we examine the density dependence of the effective neutron (Fig. 7, left panel) and proton (Fig. 7, right panel) mass, m_n^* and m_p^* , in BEM. These are very important in modelling cold neutron stars. It can be seen that the set SV-sym32 yields the m_n^* close to one at very low density, raising rapidly with increasing density up to about 1.7 at $3\rho_0$. Such behaviour is not physical and is a reason for elimination of SV-sym32 from CSkP. We note

that some other members of the SV family [115] SV-sym28, -sym34, -K218, -K226, -K241, -bas, -kap60 and -mas10 also exhibit the same feature. They all pass through a singularity [98] at densities $\sim 5\rho_0$ and higher.

B. Landau parameters

As an alternative to the Hartree-Fock approach to the properties of nuclear matter, the formalism of Landau theory of a normal liquid has been used. In this approach, the bulk properties of nuclear matter are written in terms of a two-body interaction expressed as a functional second derivative of the energy per particle with respect to occupational numbers at the Fermi surface. This has the form [126, 127].

$$V_{i,j} = \delta(r_i - r_j) N_0^{-1} \sum_L [F_L + F'_L(\tau_i \cdot \tau_j) + G_L(\sigma_i \cdot \sigma_j) + G'_L(\tau_i \cdot \tau_j)(\sigma_i \cdot \sigma_j)] P_L(\cos\theta). \quad (50)$$

The number of states per unit energy per unit volume at the Fermi surface in symmetric matter is $N_0 = \frac{2M^* k_F}{\hbar^2 \pi^2}$ where k_F is the Fermi momentum. In pure neutron matter this quantity halves. θ is the angle between the momenta of the interacting particles (holes). The sum is over angular momentum L ; for the Skyrme interaction, $L=0$ and 1 as it contains only S and P wave contributions. The dimensionless parameters F and F' are directly related to quantities describing nuclear matter such as effective mass, incompressibility, symmetry energy, and the speed of sound through relationships [54, 128]

$$m_s^* = 1 + \frac{1}{3}F_1, \quad (51)$$

$$K = 3 \frac{\hbar^2 k_F^2}{M_s^*} (1 + F_0), \quad (52)$$

$$\mathcal{S} = \frac{\hbar^2 k_F^2}{6M_s^*} (1 + F'_0), \quad \text{and} \quad (53)$$

$$v_s = \frac{\hbar^2 k_F^2}{3M} \frac{1 + F_0}{1 + 1/3F_1}. \quad (54)$$

The Landau parameters G and G' determine, to leading order, properties of nuclear matter in the spin and spin-isospin channels. We note that only six, out of the eight Landau parameters in SNM, are independent, because of two Pauli principle sum rules [129] and conventionally F'_1 and G'_1 are expressed as a function of the other six. In PNM, with no isospin degrees of freedom, only 4 parameters, F_0 , G_0 , F_1 and G_1 are non-zero.

It can be established that stability demands each of F_L, F'_L, G_L, G'_L , to be greater than $-(2L+1)$ [127], i.e., $L=0$ parameters must be greater than -1 and $L=1$ terms greater than -3 (see Figs. 8 and 9). The most obvious justification for these conditions is the requirement that incompressibility, symmetry energy (for stable HF solution for symmetric nuclear matter), and speed of sound be positive (see Eqs. (52), (53), and (54)).

Exact relation between parameters of the Skyrme interaction and Landau parameters can be derived (see, e.g. [54, 128]). Beside the expressions (51) – (54) for F_0, F_1 , and F'_0 , we also present the remaining Landau parameters, G and G' given by

$$G_0 = N_0 \left[\frac{t_0}{4}(2x_0 - 1) + \frac{1}{24} \sum_{i=1}^3 t_{3i}(x_{3i} - 1)\rho^\sigma + \frac{t_1}{8}(2x_1 - 1)k_F^2 + \frac{t_2}{8}(2x_2 + 1)k_F^2 + \frac{t_4}{8}(2x_4 - 1)k_F^2\rho^\delta + \frac{t_5}{8}(2x_5 + 1)k_F^2\rho^\gamma \right] \equiv G_0^{\text{SNM}}, \quad (55)$$

$$G'_0 = N_0 \left[-\frac{t_0}{4} - \frac{1}{24} \sum_{i=1}^3 t_{3i}\rho^\sigma - \frac{t_1}{8}(2x_1 + 1)k_F^2 + \frac{t_2}{8}(2x_2 + 1)k_F^2 - \frac{t_4}{8}(2x_4 + 1)k_F^2\rho^\delta + \frac{t_5}{8}(2x_5 + 1)k_F^2\rho^\gamma \right] \equiv G'_0^{\text{SNM}}, \quad (56)$$

$$G_1 = -N_0 k_F^2 \left[\frac{t_1}{8}(2x_1 - 1) + \frac{t_2}{8}(2x_2 + 1) + \frac{t_4}{8}(2x_4 - 1)\rho^\delta + \frac{t_5}{8}(2x_5 + 1)\rho^\gamma \right] \equiv G_1^{\text{SNM}}, \quad (57)$$

for SNM [52], and

$$G_0 = G_0^{\text{SNM}} + G'_0^{\text{SNM}}, \quad \text{and} \quad (58)$$

$$G_1 = G_1^{\text{SNM}} + \frac{N_0 k_F^2}{8} (t_1 - t_2 + t_4 \rho^\delta - t_5 \rho^\gamma) \quad (59)$$

for PNM [130], also valid for the non-standard Skyrme models.

Fig. 8 (for SNM) and Fig. 9 (for PNM) show the results of the variation of the Landau parameters with density for the CSkP sets, after application of the constraint related to effective mass. It can be seen, at densities below about $\sim 0.1 \text{ fm}^{-3}$, that all CSkP sets predict negative incompressibility in SNM. This feature, referred to as a spinodal instability, should be seen as a shortcoming but also a realistic consequence of the strong correlations between nucleons which, at low density, cause them to form a kind of gas-liquid separation. This instability was observed experimentally in heavy-ion collisions [131] at critical densities about half to two-thirds of nuclear saturation density. No such transition is predicted in PNM

(Fig. 9). This instability in symmetric and BEM matter has been consistently predicted by a variety of non-relativistic HF and RMF models [132].

The density dependence of the parameter G_0 can be used as an indicator of a breakdown of spin symmetry, i.e., a transition to a spin-ordered (ferromagnetic) phase in SNM as well as in PNM. Such a transition could have important consequences for the evolution of the proton-neutron star in core-collapse supernova and neutrino transport inside the star [133], but is not as yet constrained experimentally. Theoretical studies of the spin-ordered phase yield rather contradictory results. Skyrme interactions predict such a transition at low densities (below $3\rho_0$) in PNM, SNM and ANM [133–137]. Relativistic DBHF calculations with an effective Lagrangian also predict a transition to a spin-ordered phase at several times ρ_0 (see [138] and references therein). On the contrary, realistic NN interactions suppress such a transition up to high densities in BHF models [139, 140], the AFDMC method [141], and lowest order constrained variational method [142].

As shown in Fig. 8, the transition to spin-ordered matter is predicted in SNM at densities below ρ_0 for the GSkI and GSkII, and at around $1.5 \rho_0$ for MSL0, Skxs20 and SQMC650 parameterizations. In PNM, five parameterizations predict the transition at densities below and around ρ_0 , GSkI, GSkII, MSL0, Skxs20 and SQMC650 and two at around $1.5 \rho_0$, SKRA and SQMC700.

These features are not realistic and we eliminate GSkI, GSkII, MSL0, Skxs20 and SQMC650 in their present form from the CSkP list as they did not satisfy both, the SNM and PNM constraint. However, as demonstrated by Margueron and Sagawa [56], the spin-spin and spin-isospin instabilities can be removed if additional density dependent terms, affecting only the spin and spin-isospin channels, are included in the standard Skyrme Hamiltonian. The contribution of the new terms to the mean field is zero for spin-saturated systems. Consequently the properties of the original Skyrme interaction are not changed in this case. However, in nuclear matter four new parameters have to be adjusted to values of Landau parameters at saturation density extracted from the G-matrix. This procedure is rather involved and is beyond the scope of the present work. We suggest that parameterizations SKRA and SQMC700 would be the best candidates for application of treatment [56] in future.

We note that the density dependence of the parameter G'_0 , indicates a spin-isospin instability if G'_0 falls below -1. Such instability has been interpreted as the appearance of a pion

condensate [143, 144]. Of the remaining parameterizations, only KDE0v1 and LNS predicts such transition in SNM below $3\rho_0$. All the other Landau parameters are within the natural constraints.

C. Density dependence of the symmetry energy

One rather surprising result, which came out of our analysis, is that the CSkP exhibit a growing spread in density dependence of the symmetry energy beyond about twice the nuclear saturation density. This feature is illustrated in Fig. 10 and Table VIII and suggests that constraining the derivatives of the symmetry energy at the saturation point is not sufficient for controlling the slope of $\mathcal{S}(\rho)$ at higher densities. Clearly, more experimental data is needed to constrain the Skyrme interaction at super-saturation densities.

It turns out that, considering the symmetry energy being the difference between the energy per particle in pure neutron and symmetric matter (to the first order), the factor which mainly determines the behavior of the symmetry energy with increasing density is the pure neutron matter EoS. In Fig. 11 we see energy per particle in PNM and SNM as a function of density as calculated with Skxs20, QMC700 and GSkII parameterizations. These forces were chosen as they correspond to the top, middle and bottom curves in Fig. 10. We see clearly that the energy per particle for SNM are rather similar in all three panels, but for PNM it exhibits systematically a different pattern. In a sense this is not surprising. Skyrme parameterizations are usually fitted to properties of nuclei with either $N = Z$ or a low value of isospin. The EoS for PNM is well constrained at low densities; at super-saturation densities we have to rely on theoretical models or seek indirect evidence from astrophysical extrapolations, e.g. to neutron stars. So constraining the PNM EoS by study of very neutron rich heavy nuclei should be desirable.

D. High-mass cold neutron stars

One possibility is to use the Skyrme EoS in cold neutron star models up to $3\rho_0$. Here the Skyrme interaction is applied to $n + p + e + \mu$ BEM rather than symmetric or pure neutron matter. There are no constraints available from terrestrial experiments at present, as the heavy-ion reactions are too fast to build equilibrium conditions with respect to weak

interactions such as $p + e^- \leftrightarrow p + \mu^-$.

The findings of Ref. [98] indicate that, if one accepts validity of the Skyrme interaction at densities up to 10 times nuclear saturation density, only parameterizations predicting growing (or monotonously slowly decreasing - for details see Ref. [98]) symmetry energy with increasing density can be used to generate stable neutron star models with mass and radius consistent with currently available observational data [145]. We observe the same phenomenon here for selected CSkP as illustrated in the left panel of Fig. 12. Here the mass-radius relation for neutron star models was calculated using a BEM Skyrme EoS; since only a part of the neutron star is in the BEM phase, we used the Baym-Pethick-Sutherland EoS (BPS) [146] at lower densities matching the Skyrme based part at $\rho \sim 0.1 \text{ fm}^{-3}$ and going down to $\rho \sim 6.0 \times 10^{-12} \text{ fm}^{-3}$. The observed spread in the maximum mass models is not unexpected; it is related to the different extrapolation properties of the Skyrme interaction to densities well beyond the validity of the Skyrme model. A very recent observational finding of a massive neutron star [147] with $M_g = 1.97 \pm 0.04 M_\odot$ and the central density less than $\approx 10\rho_0$ provides a strong constraint on EoS of BEM. This constraint would certainly eliminate SKRA, SQMC700, and LNS EoS which predict lower maximum mass models. Moreover, the central densities of *all* maximum mass neutron star models predicted by CSkP, including those within the window set by the results of Demorest *et al.* for gravitational mass, predict higher central densities than is allowed (in the region for 11-13 ρ_0). We thus conclude that extrapolation of the Skyrme model beyond its validity range to high densities does not predict cold neutron stars in agreement with the recent observation. We do not eliminate any Skyrme interaction from the CSkP list on the basis of this constraint because it requires extension of the Skyrme model outside its validity range.

An alternative is to use the Skyrme interaction within its validity range argued in this paper (up to about $3\rho_0$) to construct the EoS of BEM and match it to an established high density EoS, as well as with BPS EoS at lower densities. Such an EoS was usually thought to be the Bethe-Johnson EoS [148] based of the Reid potential and including hyperons in the composite matter at high densities. However, the Demorest *et al.* observation rules out this EoS as it predicts maximum mass of the neutron star models to be only $\approx 1.85 M_\odot$ with central density $\approx 12\rho_0$. Therefore we use the Full-Quark-Meson-Coupling model (FQMC) [149] which includes full baryon octet in the high density matter and provides high mass neutron star models in agreement with observation, as shown in the right panel

of Fig. 12. The maximum mass is clearly determined by the FQMC model and only the variations in radii of smaller neutron star models with smaller central densities are due to different Skyrme EoS. Observational data on neutron star radii are very poor at present. However, new observational techniques are being developed and radii may be known within a few percent in the near future. They could be then used as a useful constraint on the Skyrme parameterizations performance in a high density neutron rich environment.

E. Low-mass cold neutron star

Observation of the double pulsar J0737-3039 provides another, stringent, constraint on the neutron star EoS and its interpretation by Podsiadlowski *et al.* [150], and hence on the effective nucleon-nucleon interaction in stellar matter. This constraint is important, as the central density of pulsar B is only $2-3\rho_0$ and thus the Skyrme interaction is expected to be fully applicable.

The constraint concerns the ratio of the gravitational mass of pulsar B to its baryonic mass. The gravitational mass of Pulsar B is very precisely known $M_g=1.249\pm 0.001 M_\odot$. Estimates of the baryonic mass depend upon its detailed mode of formation. If the pulsar B was formed from a white dwarf with an O-Ne-Mg core in an electron-capture supernova, assuming no or negligible loss of baryonic mass during the collapse, the newly born neutron star will have the same baryonic mass as the precollapse core of the progenitor star. As modelled by Podsiadlowski *et al.* [150], the baryonic mass of pulsar B is then between $1.366 - 1.375 M_\odot$. The range reflects uncertainties in modelling of the progenitor core such as electron-capture rates, nuclear network calculations and Coulomb and general relativity corrections. Another simulation of the same process by Kitaura *et al.* [151] gave $M_\odot 1.360\pm 0.002 M_\odot$ where the range of the result was mainly due to uncertainty in the EoS and the estimated small mass loss during the collapse.

For any neutron star matter EoS the relation between the gravitational and baryonic mass can be calculated. Fig. 13 shows the results for the remaining five CSkP to be checked against narrow windows given by the two models of pulsar B. All of the CSkP but NRAPR, which is slightly shifted, agree remarkably well with the result of Kitaura *et al.* [151] thus supporting the concept of some baryonic mass loss during the collapse.

V. DISCUSSION AND SUMMARY

In embarking on this project we hoped the present work might lead to better understanding of how a universal Skyrme force might best be achieved. In this section we discuss the degree to which this hope has been accomplished. A distinction was made between standard and non-standard forms of the Skyrme interaction, the latter including additional terms added relatively recently. The overall results are discussed below for the two forms.

A. Standard parameterizations

Only six of the over 224 standard sets satisfied all the constraints. Examination of Table III reveals that some families of sets show systematic patterns of failure, as discussed briefly below. Other parameterizations, among them several commonly used for years in modelling finite nuclei, for example the SIII, SkM*, SkP, SGI, SGII and the SkI and SKX families, each fail different constraints with no apparent pattern.

This very variable performance makes it rather difficult to identify a particular term or terms in the Skyrme energy functional as responsible. Among the more systematic inconsistencies, BSk1-17 forces, with the exception of BSk14, do not satisfy constraints PNM2, MIX2 and MIX3, a feature shared with most of their predecessors, the SkSC and MSk families. They predict too low pressure in PNM as a function of increasing super-saturation density. They underpredict both the symmetry energy and its derivative at the saturation density (see Table II and Fig. 6). In addition, the failure of MIX3 indicates too high volume part of the isospin incompressibility, i.e. they overpredict isospin dependence of the curvature of the EoS of ANM $E(\rho, \beta)$ at the saturation density $\rho(\beta)$ (see Eq.(17)).

None of the well known Lyon forces satisfy constraint MIX3, although they all pass constraint MIX2 (except for SLy10), similarly to the BSk forces. It is interesting to note that SLy230a force [45], especially developed for modelling of neutron stars, fails constraint PNM1, i.e. does not have the correct density dependence of pressure at sub-nuclear densities, especially important in modelling of neutron star crusts. The over-prediction of $K_{\tau, v}$ is also a feature of recently developed extensive set of new Skyrme forces [152] using a fitting protocol similar to that used for construction of Lyon forces.

Failure of MIX3 may seem to be a minor defect but it is persistent and points to the

isospin part of the Skyrme force. Isospin dependence of the curvature of the EoS of ANM plays an important role in modelling of giant resonances and heavy-ion collisions [96, 108]

The very recently developed modified Skyrme-Like (MSL) model [101], which is expressed in terms of 9 macroscopic observables that are either constrained experimentally or well known empirically, offers another non-traditional approach to the construction of a Skyrme parameterization. It expresses the standard Skyrme parameters in terms of these observables and provides a parameterization MSL0 that complies with all but one of the constraints studied in this work. It predicts spin instability around nuclear saturation density, which would be a problem, especially in using this force to model neutron stars.

The successful CSkP sets, several of which were unfortunately infrequently used, do not share much common ground. Their individual parameters, listed in Table VI, are too spread to give a useful guidance for construction of a more general “consistent” set.

In recent years some effort, aimed at giving more physical relevance to particular terms in the Skyrme energy functional, has lead to its re-expression in terms of the coupling constants (some of them density dependent) involving linear combinations of the individual parameters in Eq. (1). Four of these coupling constants, relevant for calculations of nuclear matter, are

$$\begin{aligned}
C_o^\rho &= \frac{3}{8}t_0 + \frac{3}{48}t_3\rho_o^\sigma, \\
C_1^\rho &= -\frac{1}{4}t_0\left(\frac{1}{2} + x_0\right) - \frac{1}{24}t_3\left(\frac{1}{2} + x_3\right)\rho_o^\sigma, \\
C_o^\tau &= \frac{3}{16}t_1 + \frac{1}{4}t_2\left(\frac{5}{4} + x_2\right) \\
C_1^\tau &= -\frac{1}{8}t_1\left(\frac{1}{2} + x_1\right) + \frac{1}{8}t_2\left(\frac{1}{2} + x_2\right).
\end{aligned} \tag{60}$$

Numerical values of these coupling constants at saturation density are given for CSkP in Table IX. Again, unfortunately, they do not exhibit any apparent regularity.

Another combination of parameters, involving only t_1, t_2, x_1, x_2 , has been introduced [45]

$$\begin{aligned}
\Theta_s &= 3t_1 + (5 + 4x_2)t_2, \\
\Theta_v &= t_1(2 + x_1) + t_2(2 + x_2), \\
\Theta_{\text{sym}} &= 3t_1x_1 - t_2(4 + 5x_2), \\
\Theta_n &= t_1(1 - x_1) + 3t_2(1 + x_2).
\end{aligned} \tag{61}$$

Θ_s and Θ_v were used in Sec. IV A in connection with the effective mass. Θ_{sym} is used in calculation of the symmetry energy and Θ_n appears in the expression for the EoS of pure

neutron matter. Numerical values, given in Table IX for the CSkP, again show a large scatter.

We are forced to the conclusion that our analysis of the performance of the standard parameterizations in nuclear matter does not offer any clear direction for the development of a unified, generally applicable, Skyrme parameterization. Indeed, the overwhelming impression, however well intentioned, is that they are merely empirical attempts to describe nuclear matter related phenomena. We see the problem as lying first with the lack of a direct connection between the terms of the Skyrme energy functional and specific physics observables, and second with the strong correlations between the parameters.

B. Non-standard parameterizations

In addition to the standard definition of the Skyrme energy density functional, some recently developed Skyrme models include higher order terms, thus introducing additional parameters. The standard form (for application in nuclear matter) depends on 9 parameters, t_j , x_j (with $j = 0 - 3$) and σ , whereas the extended Skyrme models considered in this work have t_{3i} and σ_{3i} (with $i = 2, 3$), t_4 and t_5 in addition, totaling 15 adjustable parameters.

Out of all Skyrme models we analysed, 16 are non-standard, and some of those share their origin with the standard ones and are closely related to them. For example, the BSk family consists of 22 individual models, 4 of them (BSk18-21) being non-standard. The BSk18 model behaves as a standard at SNM, since the contribution of the additional terms included adds up to zero. The extended BSk parameterizations were generated by Goriely *et al.* to improve calculation of nuclear masses at the neutron drip-line for $Z, N \geq 8$ and $Z \leq 120$. The terms containing t_4 and t_5 were introduced to ensure a better description for homogeneous neutron matter [130]. With the same aim, and by adding to the conventional Skyrme forces higher order density terms in the EoS (t_{32} and t_4 contributions of Eq. (1)), Farine *et al.* suggested the SkPS.1 force [119]. These authors claim that this force fits well the nuclear masses of spherical nuclei, and may be useful to describe stellar collapse processes. Following the same protocol of the ‘‘Saclay-Lyon’’ group (SLy-forces), and by using a better control regarding the spin-isospin instabilities via Landau parameters, T. Lesinski *et al.* [153] have also developed three non-standard forces (f_- , f_0 and f_+). They have attempted to constrain the effective neutron mass in such a way that $m_n^* < m_p^*$, $m_n^* = m_p^*$, and $m_n^* > m_p^*$,

respectively for f_- , f_0 , and f_+ . By keeping the t_4 term in the EoS, Eq. (1), and aiming at a good description of excited states of finite nuclei, K. Krewald *et al.* suggested six new non-standard Skyrme parameterizations: GS1-6 [154, 155]. Agrawal *et al.* [51], by exploring the extended density-dependent Skyrme effective forces for normal and isospin-rich nuclei for neutron stars, parameterized two non-standard Skyrme forces (GSkI and GSkII) by adjusting t_{32} and t_{33} . These models were able to fit consistently thirteen finite nuclei: ^{16}O , ^{24}O , ^{14}Ca , ^{48}Ca , ^{48}Ni , ^{56}Ni , ^{68}Ni , ^{78}Ni , ^{88}Sr , ^{90}Zr , ^{100}Sn , ^{132}Sn , and ^{208}Pb . The breathing modes for ^{90}Zr and ^{208}Pb were also well described.

From all the above listed Skyrme non-standard forces, only two, namely, GSkI and GSkII, satisfied the macroscopic constraints but failed the microscopic ones, namely the value of the Landau parameter G_0 . Inclusion of any nonstandard piece in the energy density functional, Eq. (1), inevitably affects parameters of the standard part as both contributions have to be compensated to fit experimental data. Nevertheless, it is instructive to investigate the non-standard contribution to the energy per particle of symmetric matter, obtained from Eq. (1) and shown in Fig. 14. We see that non-standard terms may either increase repulsion (attraction) by a positive (negative) term in the effective Skyrme force. It is interesting to notice that both GSkI and GSkII forces receive very similar large negative contribution from the non-standard terms apparently needed to compensate repulsion coming from the standard part of the interaction. However, because of this delicate balance between the standard and non-standard terms it is difficult to find any general trend.

As in the case of the standard Skyrme parameterizations, one can also define the following set of coupling constants [43],

$$\begin{aligned}
C_o^{\rho'} &= \frac{3t_0}{8} + \frac{3}{48} \sum_{i=1}^3 t_{3i} \rho_o^{\sigma_i}, \\
C_1^{\rho'} &= -\frac{t_0}{4} \left(\frac{1}{2} + x_0 \right) - \frac{1}{24} \sum_{i=1}^3 t_{3i} \rho_o^{\sigma_i} \left(\frac{1}{2} + x_{3i} \right), \\
C_o^{\tau'} &= \frac{3t_1}{16} + \frac{t_2}{4} \left(\frac{5}{4} + x_2 \right) + \frac{3t_4}{16} \rho_o^\delta + \frac{t_5}{4} \left(\frac{5}{4} + x_5 \right) \rho_o^\gamma, \\
C_1^{\tau'} &= -\frac{t_1}{8} \left(\frac{1}{2} + x_1 \right) + \frac{t_2}{8} \left(\frac{1}{2} + x_2 \right) - \frac{t_4}{8} \left(\frac{1}{2} + x_4 \right) \rho_o^\delta + \frac{t_5}{8} \left(\frac{1}{2} + x_5 \right) \rho_o^\gamma, \quad (62)
\end{aligned}$$

written as a function of the non-standard parameters. Notice that these equations are

generalized forms of the Eq. (60). The same occurs for the quantities [45]

$$\begin{aligned}
\Theta'_s &= \Theta_s + 3t_4\rho^\delta + t_5(5 + 4x_5)\rho^\gamma, \\
\Theta'_v &= \Theta_v + t_4(2 + x_4)\rho^\delta + t_5(2 + x_5)\rho^\gamma, \\
\Theta'_{\text{sym}} &= \Theta_{\text{sym}} + 3t_4x_4\rho^\delta - t_5(4 + 5x_5)\rho^\gamma, \\
\Theta'_n &= \Theta_n + t_4(1 - x_4)\rho^\delta + 3t_5(1 + x_5)\rho^\gamma.
\end{aligned} \tag{63}$$

All these values are shown in Table IX.

Although it may be useful to extend the Skyrme functional to improve results in particular physical situation, it does not seem to be a way forward to finding a recipe for getting the Skyrme model under control.

VI. CONCLUSIONS

We have examined the performance of 240 different Skyrme model parameterizations in nuclear matter by comparing their predictions of behaviour in eleven areas in which experimentally/empirically derived constraints exist. The chosen macroscopic constraints cover a wide range of properties related to Symmetric Nuclear Matter (SM1-SM4), Pure Neutron Matter (PNM1-PNM2) and both SNM and PNM (MIX1-MIX5). Of the Skyrme models six satisfy all the constraints whilst 66 satisfy all but one. For ten of the 66 the single failure is narrow, less than 5%. Including these yield a final list of 16 consistent models, the CSkP set **GSkI**, **GSkII**, **KDE0v1**, **LNS**, **MSL0**, **NRAPR**, **Ska25s20**, **Ska35s20**, **SKRA**, **Skxs20**, **SQMC650**, **SQMC700**, **SkT1**, **SkT2**, **SkT3**, and **SV-sym32**. The parameters of these interactions are summarized in Table X.

As an additional step, we considered four microscopic constraints arising from giant resonance experiments on nucleon effective mass, Landau parameters in SNM and PNM, and observation of low-mass neutron stars. With these microscopic constraints taken into account the successful set reduces to five, **KDE0v1**, **LNS**, **NRAPR**, **SKRA**, and **SQMC700**, the CSkP* set.

A fifth microscopic constraint, maximum mass and the corresponding central density of high-mass neutron stars creates a fundamental obstacle to applying Skyrme (nucleon only) models in neutron star modelling since it requires extrapolation to densities above the range of validity. None of the CSkP models produce a maximum mass neutron star model with

central density in line with observation. Thus if this constraint were applied, all CSkP would fail.

We were unable to identify any regularities, either in single parameters or in their combinations, to identify a unique quality of the CSkP* sets. This is hardly surprising when we consider the number of parameters and their correlations, and it is tempting to suggest that some of the sets satisfied all the constraints by a fortunate accident. This looks particularly likely in the case of the KDE family. Of very close KDE0 parameter sets (KDE0v0, KDE0v1), which fit the same experimental data but differ only by starting conditions for the simulated-annealing fit procedure, only KDE0v1 passes our constraints. It may be significant that in this procedure particular attention was paid to the inclusion of nuclear matter quantities in the fit. Also energies of the giant monopole resonances were included directly to the fit for the first time.

The example of KDE0v1 indicates that the inclusion as many constraints as possible, both macroscopic and microscopic, in the fitting protocols of the Skyrme interaction is essential. For example, we believe that the symmetry energy plays a key role in the behaviour of nuclear matter. Therefore the correct determination of the PNM EoS is imperative. Whilst there are no direct experimental or observational data on PNM at super-saturation densities, promising *ab initio* theoretical predictions and indirect experimental data from cold atoms at sub-saturation densities are becoming available. Any further development in this area is very desirable.

It may be also revealing that in construction of three out of five CSkP* parameterizations, LNS, NRAPR, and SKRA, the EoS of nuclear matter, used in the fit, was derived from realistic potentials. Such an approach amplifies the role of the microscopic physics input in the effective Skyrme interaction model. The usual practice of including basic properties of nuclear matter only at saturation density is not sufficient. The *density dependence* of these observables (within the range of applicability of the Skyrme model), which may considerably influence the fits must be included.

The last parameterization on the CSkP* list, SQMC700, is unique in its derivation from the Quark-Meson-Coupling model (FQMC) [149, 156, 157], which includes the full baryon octet at high densities and is relativistic. The structure of the QMC Hamiltonian and its Skyrme equivalent (FQMC limit at low densities) are somewhat different, which shows up most markedly in the difference between the values of the incompressibility for FQMC EoS

[149] and QMC forces considered in this paper. Nevertheless, the fact that in FQMC the many-body interaction is directly related to the response of quark structure to the nuclear environment may cause the very simple QMC Skyrme parameterization, with $x_1=x_2=x_3=0$ and $\sigma=1/6$, to be consistent with all the constraints.

It is important to stress that our present work is restricted to examining the performance of the Skyrme interaction in nuclear matter related scenarios. It is generally true that only a limited effort was spent to make the CSkP* perform well in wide-ranging application in finite nuclei when they were derived in the original papers. In some sense, this may be a positive factor as it seems obvious that Skyrme interactions, constructed with emphasis on nuclear matter properties, will do better on constraints derived from nuclear matter than interactions heavily biased towards properties of finite nuclei. As a follow-up project of this work, the performance of CSkP in finite nuclei will be studied in more detail [158]. It will be interesting to test the quality of the Skyrme functional by extending the fitting protocol to include not only all the constraints studied in this work but also requirements based on the most up-to-date finite nuclei data, including drip-line and superheavy nuclei. It may turn out that the ambition to fit using such a detailed protocol may be asking too much of the Skyrme model (with its known deficiencies [123]) but the attempt may also lead to a parameterization with increased predictive power. It is our opinion that a parameterization, successful in reproducing only a selected subset of available data but failing the rest, does not have credible predictive power and does not progress the field.

Results obtained in this paper should be seen as the first step in a global effort to find the best possible Skyrme interactions for use in modeling of nuclear matter. We intend to monitor developments both in keeping up-to-date the existing constraints and adopting new ones. Progress in *ab-initio* calculations of inhomogeneous neutron matter [159] and chiral effective field theory [15, 16] are good examples of sources of new constraints which will be taken into account in future. New experimental results on giant resonances, neutron skin in heavy nuclei and heavy ion collision, as well as new astrophysical observations will further improve the set of benchmark constraints, which may shed more light on the structure and applicability of the Skyrme interaction. Should new Skyrme parameter sets appear in the literature, we intend to catalogue and test them using the most complete set of constraints available to us.

The outcome of our analysis of all, standard and non-standard, parameterizations does

not offer a final solution to the “Skyrme proliferation” problem. Neither does it provide general guidance for construction of more Skyrme parameter sets. Production of new parameter sets having limited range of application should not be encouraged. Rather, more emphasis should be put on better understanding of the existing models, which should be further tested against an extended number of refined constraints including both, nuclear matter *and* finite nuclei related properties, with equal emphasis. The Skyrme interaction has played a dominant role in low energy nuclear physics for decades. The approach suggested can lead to the final judgment whether or not this interaction includes enough physics not only for a successful interpretation, but also for a prediction, of the rich variety of data and observations on nuclear and astrophysical systems available today and expected in future.

ACKNOWLEDGEMENTS

The authors thank Betty Tsang for providing Fig. 6 prior to publication. JRS acknowledges helpful discussions with Anthony Thomas, Pierre Guichon, Steven Moszkowski, P.-G. Reinhard, Bijay Agrawal, Shalom Shlomo and Nick Stone.

This work was supported by the Brazilian agencies CNPq, CAPES and FAPESP. JRS has the pleasure to thank for hospitality during her stay at Universidade Federal Santa Catarina in the group of Debora Menezes, made possible by CNPq Processo [401593/2009-6]. She also acknowledges with thanks the support under United Kingdom STFC grant EP/D077133/1 and the stimulating environment at the University of Surrey during the final stages of this work. MD and OL thank for hospitality in UFSC during initial stage of this work and Debora Menezes for encouragement and support.

-
- [1] V. G. J. Stoks, R. A. M. Klomp, C. P. F. Terheggen, and J. J. de Swart, Phys. Rev. **C49**, 2950 (1994); R. B. Wiringa, V. G. J. Stoks, and R. Schiavilla, Phys. Rev. **C51**, 38 (1995); L. Engvik, M. Hjorth-Jensen, R. Machleidt, H. Muther, and A. Polls, Nucl. Phys. **A627**, 85 (1997); R. Machleidt, Phys. Rev. **C63**, 024001 (2001) and references therein.
- [2] B. ter Haar, R. Malfliet, Phys. Rep. **149**, 207 (1987); E. N. E. van Dalen, C. Fuchs, A. Faessler, Nucl. Phys. **A741**, 227 (2004); F. de Jong, and H. Lenske, Phys. Rev. **C57**, 3099 (1998).
- [3] J. Cugnon, P. Deneye, A. Lejeune, Z. Phys. **A328**, 409 (1987); W. Zuo, A. Lejeune, U. Lombardo, J. F. Mathiot, Eur. Phys. J. **A14**, 469 (2002); I. Bombaci, U. Lombardo, Phys. Rev. **C44**, 1892 (1991); B. D. Day, and R. B. Wiringa, Phys. Rev. **C32**, 1057 (1985); M. Baldo, G. F. Burgio, and H. -J. Schulze, Phys. Rev. **C61**, 055801 (2000); I. Vidaña, A. Polls, A. Ramos, L. Engvik, and M. Hjorth-Jensen, Phys. Rev. **C62**, 035801 (2000).
- [4] A. Akmal, V. R. Pandharipande, and D. G. Ravenhall, Phys. Rev. **C58**, 1804 (1998).
- [5] A. Mukherjee and V. R. Pandharipande, Phys. Rev. **C75**, 035802 (2007).
- [6] A. Fabricioni and S. Fantoni, Phys. Lett. **B298**, 263 (1993); C. Bisconti, F. A. de Saavedra, G. Co, and A. Fabrocini, Phys. Rev. **C73**, 054304 (2006).
- [7] Y. Dewulf, W. H. Dickhoff, D. Van Neck, E. R. Stoddard, and M. Waroquier, Phys. Rev. Lett. **90**, 152501 (2003).
- [8] T. Frick and H. Muther, Phys. Rev. **C68**, 034310 (2003).
- [9] B. S. Pudliner, V. R. Pandharipande, J. Carlson, S. C. Pieper, and R. B. Wiringa, Phys. Rev. **C56**, 1720 (1997).
- [10] K. E. Schmidt and S. Fantoni, Phys. Lett. **B446**, 99 (1999).
- [11] J. Carlson, J. Morales, Jr., V. R. Pandharipande, and D. G. Ravenhall, Phys. Rev. **C68** 025802 (2003).
- [12] S. Gandolfi, F. Pederiva, S. Fantoni, and K. E. Schmidt, Phys. Rev. Lett. **99**, 022507 (2007).
- [13] S. Gandolfi, A. Yu. Illarionov, S. Fantoni, F. Pederiva, and K. E. Schmidt, Phys. Rev. Lett. **101**, 132501 (2008).
- [14] S. Gandolfi, A. Yu. Illarionov, K. E. Schmidt, F. Pederiva, and S. Fantoni, Phys. Rev. **C79**, 054005 (2009).

- [15] K. Hebeler and A. Schwenk, Phys. Rev. **C82**, 014314 (2010).
- [16] K. Hebeler, J. M. Lattimer, C. J. Pethick, and A. Schwenk. Phys. Rev. Lett. **105**, 161102 (2010).
- [17] Z. H. Li, U. Lombardo, H.-J. Schulze, W. Zuo, L. W. Chen, and H. R. Ma, Phys. Rev. **C74**, 047304 (2006).
- [18] P. Haensel, M. Proszynski, and M. Kutschera, Astronomy and Astrophysics, **102**, 299 (1981).
- [19] F. Coester, S. Cohen, B. D. Day, and C. M. Vincent, Phys. Rev. **C1**, 769 (1970).
- [20] G. Q. Li, R. Machleidt, and R. Brockmann, Phys. Rev. **C45**, 2782 (1992).
- [21] B. D. Serot and J. D. Walecka, Adv. Nucl. Phys. **16**, 1 (1986).
- [22] A. Delfino, J. B. Silva, and M. Malheiro, Phys. Rev. **C73** 037311 (2006).
- [23] H. S. Köhler, Phys. Rev. **137**, B1145 (1965); Phys. Rev. **138**, B831 (1965).
- [24] D. M. Brink and E. Boeker, Nucl. Phys. **A91**, 1 (1967).
- [25] S. A. Moszkowski, Phys. Rev. **C2**, 402 (1970).
- [26] T. H. R. Skyrme, Phil. Mag. **1**, 1043 (1956).
- [27] D. Vautherin and D. M. Brink, Phys. Rev. **C5**, 626 (1972).
- [28] J. Decharge and D. Gogny, Phys. Rev. **21**, 1568 (1980).
- [29] P. Stevenson, M. R. Strayer, and J. R. Stone, Phys. Rev. **C63**, 054309 (2001).
- [30] J. R. Stone, P. D. Stevenson, J. C. Miller, and M. R. Strayer, Phys. Rev. **C65**, 064312 (2002).
- [31] W. D. Myers and W. J. Świątecki, Annals fo Physics **55**, 395 (1969).
- [32] W. D. Myers and W. J. Świątecki , Annals of Physics **84**, 186 (1974).
- [33] C. J. Pethick and D. G. Ravenhall, Annu. Rev. Nucl. Part. Sci. **45**, 429 (1995).
- [34] G. Röpke, M. Schmidt, L. Münchow, and H. Schultz, Nucl. Phys. **A399**, 587 (1983).
- [35] S. Heckel, P. P. Schneider, and A. Sedrakian, Phys. Rev. **C80**, 015805 (2009).
- [36] D. G. Ravenhall, C. J. Pethick, and J. R. Wilson, Phys. Rev. Lett. **50**, 2066 (1983); C. J. Horowitz, M. A. Perez-Garcia, and J. Piekarewicz, Phys. Rev. **C69** , 045804 (2004); C. J. Horowitz, M. A. Perez-Garcia, D. K. Berry, and J. Piekarewicz, Phys. Rev. **C72**, 035801 (2005); T. Maruyama, T. Tatsumi, D. N. Voskresensky, T. Tanigawa, and S. Chiba, Phys. Rev. **C72**, 015802 (2005).
- [37] S. S. Avancini, D. P. Menezes, M. D. Alloy, J. R. Marinelli, M. M. W. Moraes, and C. Providência, Phys. Rev. **C78**, 015802 (2008); S. S. Avancini, L. Brito, J. R. Marinelli, D. P. Menezes, M. M. W. de Moraes, C. Providência, and A. M. Santos, Phys. Rev. **C79** , 035804

- (2009).
- [38] W. G. Newton and J. R. Stone, Phys. Rev. **C79**, 055801 (2009).
 - [39] A. Schwenk and C. J. Pethick, Phys. Rev. Lett. **95**, 160401 (2005).
 - [40] E. Epelbaum, H. Krebs, D. Lee, and U. -G. Meissner, Eur. Phys. J. **A40**, 199 (2009).
 - [41] A. Gezerlis and J. Carlson, Phys. Rev. **C77**, 032801 (2008).
 - [42] A. Gezerlis and J. Carlson, Phys. Rev. **C81**, 025803 (2010).
 - [43] M. Bender, P.-H. Heenen, and P.-G. Reinhard, Rev. Mod. Phys. **75**, 121 (2003).
 - [44] J. R. Stone and P. G. Reinhard, Prog. Part. Nucl. Phys. **58**, 587 (2007).
 - [45] E. Chabanat, P. Bonche, P. Haensel, J. Meyer, and R. Schaeffer, Nucl. Phys. **A627**, 710 (1997).
 - [46] M. Dutra, O. Lourenço, A. Delfino, J. S. Sá Martins, C. Providência, S. S. Avancini, and D. P. Menezes, Phys. Rev. **C77**, 035201 (2008).
 - [47] M. Dutra, O. Lourenço, A. Delfino, and J. S. Sá Martins, Int. J. Mod. Phys. E **16**, 3006 (2007); M. Dutra, O. Lourenço, A. Delfino, and J. S. Sá Martins, Int. J. Mod. Phys. D **19**, 1583 (2010).
 - [48] A. Sulaksono, T. Büervenich, J. A. Maruhn, P.-G. Reinhard, and W. Greiner, Ann. Phys. **308**, 354 (2003).
 - [49] O. Lourenço, M. Dutra, A. Delfino, and J. S. Sá Martins, Phys. Rev. **C81**, 038201 (2010); A. Delfino, O. Lourenço, M. Dutra, and J. S. Sá Martins, Int. J. Mod. Phys. D **19**, 1469 (2010).
 - [50] A. Sulaksono, T. Büervenich, P. O. Hess, and J. A. Maruhn, Int. J. Mod. Phys. E **20**, 139 (2011).
 - [51] B. K. Agrawal, S. K. Dhiman, and R. Kumar, Phys. Rev. **C73**, 034319 (2006).
 - [52] N. Chamel, S. Goriely, and J. M. Pearson, Phys. Rev. **C80**, 065804 (2009).
 - [53] M. Waroquier, J. Sau, K. Heyde, P. Van Isacker and H. Vincx, Phys. Rev. **C19**, 1983 (1979).
 - [54] K.-F. Liu, Z. Ma, Q. Shen, and S. A. Moszkowski, Nucl. Phys. **A534**, 1 (1991).
 - [55] B. Cochet, K. Bennaceur, P. Bonche, T. Duguet, and J. Meyer, Nucl. Phys. **A731**, 34 (2004).
 - [56] J. Margueron and H. Sagawa, J. Phys. G. **36**, 125102 (2009).
 - [57] I. Vidaña, C. Providência, A. Polls, and A. Rios, Phys. Rev. **C80**, 045806 (2009).
 - [58] J. P. Blaizot, Phys. Rep. **64**, 171 (1980).
 - [59] S. Shlomo and D. H. Youngblood, Phys. Rev. **C47**, 529 (1993).
 - [60] J. P. Blaizot, J. F. Berger, J. Decharge, and M. Girod, Nucl. Phys. **A591**, 435 (1995).

- [61] J. M. Pearson, N. Chamel, and S. Goriely, Phys. Rev. **C82**, 037301 (2010).
- [62] J. Treiner, H. Krivine, O. Bohias, and J. Martorell, Nucl. Phys. **A371**, 253 (1981).
- [63] R. C. Nayak, J. M. Pearson, M. Farine, P. Gleissl, and M. Brack, Nucl. Phys. **A516**, 62 (1990).
- [64] D. H. Youngblood, H. L. Clark, and Y.-W. Lui, Phys. Rev. Lett. **82**, 691 (1999).
- [65] M. Farine, J. M. Pearson, and F. Tondeur, Nucl. Phys. **A615**, 135 (1997).
- [66] W. D. Myers and W. J. Świątecki, Phys. Rev. **C57**, 3020 (1998).
- [67] G. Colò, N. V. Giai, J. Meyer, K. Bennaceur, and P. Bonche, Phys. Rev. **C70**, 024307 (2004); Nucl. Phys. **A731**, 15 (2004).
- [68] B. K. Agrawal, S. Shlomo, and V. Kim Au, Phys. Rev. **C68**, 031304 (2003).
- [69] B. G. Todd-Rutel and J. Piekarewicz, Phys. Rev. Lett. **95** 122501 (2005).
- [70] T. Li *et al.*, Phys. Rev. Lett. **99**, 162503 (2007).
- [71] T. Li *et al.*, Phys. Rev. **C81**, 034309 (2010).
- [72] D. H. Youngblood, Y.-W. Lui, H. L. Clark, B. John, Y. Tokimoto, and X. Chen, Phys. Rev. **C69**, 034315 (2004).
- [73] Y.-W. Lui, D. H. Youngblood, Y. Tokimoto, H. L. Clark, and B. John, Phys. Rev. **C70**, 014307 (2004).
- [74] J. Li, G. Colò and J. Meng, Phys. Rev. **C78**, 064304 (2008).
- [75] D. Vretenar, T. Niksic and P. Ring, Phys. Rev. **C68**, 024310 (2003).
- [76] J. Piekarewicz, J. Phys. G **37**, 064038 (2010).
- [77] J. Piekarewicz and M. Centelles, Phys. Rev. **C79**, 054311 (2009).
- [78] P. Danielewicz, R. Lacey, and W. G. Lynch, Science **298**, 1592 (2002).
- [79] D. Brill *et al.*, Z. Phys. **A355**, 61 (1996).
- [80] W. G. Lynch, M. B. Tsang, Y. Zhang, P. Danielewicz, M. Famiano, Z. Li, and A. W. Steiner, Prog. Part. Nucl. Phys. **62**, 427 (2009).
- [81] C. Fuchs, Prog. Part. Nucl. Phys. **56**, 1 (2006).
- [82] J. Carlson, S.-Y. Chang, V. R. Pandharipande and K. E. Schmidt, Phys. Rev. Lett. **91**, 050401 (2003).
- [83] M. Bartenstein, A. Altmeyer, S. Riedl, S. Jochim, C. Chin, J. H. Denschlag, and R. Grimm, Phys. Rev. Lett. **92**, 120401 (2004).
- [84] J. Kinast, A. Turlapov, J. E. Thomas, Q. Chen, J. Stajic, and K. Levin, Science **307**, 1296

- (2005), cond-mat/0502087.
- [85] J. T. Stewart, J. P. Gaebler, C. A. Regal, and D. S. Jin, Phys. Rev. Lett. **97**, 220406 (2006), cond-mat/0607776.
- [86] L. Luo and J. E. Thomas, J. Low Temp. Phys. **159**, 1 (2009), arXiv:0811.1159.
- [87] M. J. H. Ku, A. T. Sommer, L. W. Cheuk and M. W. Zwierlein, arXiv:1110.3309 (2011).
- [88] S. Gandolfi, K. E. Schmidt and J. Carlson, Phys. Rev. **A83**, 041601(R) (2011).
- [89] P. Möller, W. D. Meyers, H. Sagawa, and S. Yoshida, accepted for publication in Phys. Rev. Lett.
- [90] M. B. Tsang, Yingxun Zhang, P. Danielewicz, M. Famiano, Zhuxia Li, W. G. Lynch, and A. W. Steiner, Phys. Rev. Lett, **102** 122701 (2009).
- [91] A. Klimkiewicz *et al.*, Phys. Rev. **C76**, 051603 (2007).
- [92] Z. Kohley *et al.*, Phys. Rev. **C83**, 044601 (2011).
- [93] A. Carbone, G. Colò, A. Bracco, L.-G. Cao, P. F. Bortignon, F. Camera, and O. Wieland, Phys. Rev. **C81**, 041301 (2010).
- [94] O. Wieland *et al.* Phys. Rev. Lett. **102**, 092502 (2009).
- [95] P. Danelewicz and J. Lee, arXiv:1111.0326v1 (2011).
- [96] Bao-An Li, L. W. Chen, and C. M. Ko, Phys. Rep. **464**, 113 (2008).
- [97] M. B. Tsang, J. R. Stone *et al.* in preparation (2012).
- [98] J. R. Stone, J. C. Miller, R. Konciewicz, P. D. Stevenson, and M. R. Strayer, Phys. Rev. **C68**, 034324 (2003).
- [99] B. A. Brown, Phys. Rev. Lett. **85**, 5296 (2000).
- [100] S. Typel and B. A. Brown, Phys. Rev. **C64**, 027302 (2001).
- [101] L. W. Chen, C. M. Ko, Bao-An Li, and J. Xu Phys. Rev. **C82**, 024321 (2010).
- [102] L. W. Chen, C. M. Ko, and Bao-An Li, Phys. Rev. **C72**, 064309 (2005).
- [103] W. G. Newton and Bao-An Li, Phys. Rev. **C80**, 065809 (2009).
- [104] W. D. Myers and W. J. Świątecki, Nucl. Phys. **A601**, 141 (1996).
- [105] U. Garg, A. Phys. Pol. B **42**, 659 (2011).
- [106] H. Sagawa, S. Yoshida, G.-M. Zeng, J.-Z. Gu, and X.-Z. Zhang, Phys. Rev. **C76**, 034327 (2007).
- [107] J. R. Stone, S. A. Moszkowski, and N. J. Stone, to be submitted to Phys. Rev. C.
- [108] L. W. Chen, B. J. Cai, C. M. Ko, Bao-An Li, C. Shen, and J. Xu, Phys. Rev. **C80**, 014322

- (2009).
- [109] S. K. Patra, M. Centelles, X. Viñas, and M. Del Estal, Phys. Rev. **C65**, 044304 (2002).
 - [110] P. Danielewicz, Nucl. Phys. **A727**, 233 (2003).
 - [111] J. Piekarewicz, Phys. Rev. **C66**, 034305 (2002).
 - [112] J. Piekarewicz, Phys. Rev. **C76**, 064310 (2007).
 - [113] F. Tondeur, M. Brack, M. Farine, and J. M. Pearson, Nucl. Phys. **A420**, 297 (1984).
 - [114] K. A. Brueckner, Phys. Rev. **97**, 1353 (1955).
 - [115] P. Klüpfel, P. -G. Reinhard, T. J. Bürvenich, and J. A. Maruhn, Phys. Rev. **C79**, 034310 (2009).
 - [116] P. Ring and P. Schuck, *The Nuclear Many-Body Problem* (Springer-Verlag, New York, 1980).
 - [117] P.-G. Reinhard, private communication.
 - [118] L. G. Cao, U. Lombardo, C. W. Shen, and N. V. Giai, Phys. Rev. **C73**, 014313 (2006).
 - [119] M. Farine, J. M. Pearson, and F. Tondeur, Nucl. Phys. **A696**, 396 (2001).
 - [120] T. C. team, cdfc.sinp.msu.ru/services (2007).
 - [121] O. Bohigas, A. M. Lane, and J. Martorelli, Phys. Rep. **51**, 267 (1979).
 - [122] H. Krivine, J. Treiner, and O. Bohigas, Nucl. Phys. **A336**, 155 (1980).
 - [123] J. Erler, P. Klupfel, and P.-G. Reinhard, J. Phys. G **37**, 064001 (2010).
 - [124] W. Satula, R. A. Wyss, and M. Zalewski, Phys. Rev. **C78**, 011302(R) (2008).
 - [125] V. Bernard and Nguyen Van Giai, Nucl. Phys. **A348**, 75 (1980).
 - [126] S.-O. Bäckman, C.-G. Källman, and O. Sjöberg, Phys. Lett. **B43**, 263 (1973).
 - [127] S.-O. Bäckman, A. D. Jackson, and J. Speth, Phys. Lett. **B56**, 209 (1975).
 - [128] J. Margueron, J. Navarro, and N. V. Giai, Phys. Rev. **C66**, 014303 (2002).
 - [129] B. L. Friman and A. K. Dhar, Phys. Lett. **85B**, 1 (1979).
 - [130] S. Goriely, N. Chamel, and J. M. Pearson, Phys. Rev. **C82**, 035804 (2010).
 - [131] E. Suraud, C. Gregoire, and B. Tamain, Prog. Part. Nucl. Phys. **23**, 357 (1989).
 - [132] C. Ducoin, C. Providência, A. M. Santos, L. Brito, and Ph. Chomaz, Phys. Rev. **C78**, 055801 (2008).
 - [133] S. Reddy, M. Prakash, J. M. Lattimer, and J.A. Pons, Phys. Rev. **C59**, 2888 (1999).
 - [134] A. Viduarre, J. Navarro, and J. Bernabeu, Astron. Astrophys. **135**, 361 (1984).
 - [135] A. A. Isayev, JETP Lett. **77**, 251 (2003).
 - [136] A. A. Isayev and J. Yang, Phys. Rev. **C69**, 025801 (2004).

- [137] A. Rios, A. Polls, and I. Vidaña, Phys. Rev. **C71**, 055802 (2005).
- [138] P. Bernardos, S. Marcos, R. Niembro, and M. L. Quelle, Phys. Lett. **B 356**, 175 (1995).
- [139] I. Vidaña, A. Polls, and A. Ramos, Phys. Rev. **C65**, 035804 (2002).
- [140] I. Vidaña and I. Bombaci, Phys. Rev. **C66**, 045801 (2002).
- [141] S. Fantoni, A. Sarsa, and K. E. Schmidt, Phys. Rev. Lett. **87**, 181101 (2001).
- [142] G. H. Bordbar and M. Bigdeli, Phys. Rev. **C77**, 015805 (2008).
- [143] A. Akmal and V. R. Pandharipande, Phys. Rev. **C56**, 2261 (1997).
- [144] A. B. Migdal, Rev. Mod. Phys. **50**, 107 (1978).
- [145] J. M. Lattimer and M. Prakash, Phys. Rep. **442**, 109 (2007).
- [146] G. Baym, C. Pethick, and P. Sutherland, Astrophys. Jour. **170**, 299 (1971).
- [147] P. B. Demorest, T. Pennucci, S. M. Ransom, M. S. E. Roberts, and J. W. T. Hessels, Nature **467**, 1081 (2010).
- [148] H. A. Bethe and M. Johnson, Nucl. Phys. **A230**, 1 (1974).
- [149] J. R. Stone, P. A. M. Guichon, H. Matevosyan, and A. W. Thomas, Nucl. Phys. **A792**, 341 (2007).
- [150] Ph. Podsiadlowski, J. D. M. Dewi, P. Lesaffre, J. C. Miller, W. G. Newton, and J. R. Stone, Mon. Not. R. Astron. Soc. **361**, 1243 (2005).
- [151] F. S. Kitaura, H.-Th. Janka, and W. Hillebrandt, Astron. Astrophys. **450**, 345 (2006).
- [152] T. Lesinski, M. Bender, K. Bennaceur, T. Duguet, and J. Meyer, Phys. Rev. **C76**, 014312 (2007).
- [153] T. Lesinski, K. Bennaceur, T. Duguet, and J. Meyer, Phys. Rev. **C74**, 044315 (2006).
- [154] Li Guo-Qiang, J. Phys. G **17**, 1 (1991).
- [155] S. Krewald, V. Klemt, J. Speth, and A. Faessler, Nucl. Phys. **A281**, 166 (1977).
- [156] P. A. M. Guichon and A. W. Thomas, Phys. Rev. Lett. **93**, 132502 (2004).
- [157] P. A. M. Guichon, H. H. Matevosyan, N. Sandulescu, and A. W. Thomas, Nucl. Phys. **A772**, 1 (2006).
- [158] P. D. Stevenson, J. R. Stone *et al.*, in preparation.
- [159] S. Gandolfi, J. Carlson, and S. C. Pieper, Phys. Rev. Lett. **106**, 012501 (2011).
- [160] M. Samyn and S. Goriely *et al.*, Nucl. Phys. **A700**, 142 (2002).
- [161] S. Goriely, M. Samyn, P.-H. Heenen, J. M. Pearson, and F. Tondeur, Phys. Rev. **C66**, 024326 (2002).

- [162] M. Samyn, S. Goriely, and J. M. Pearson, Nucl. Phys. **A725**, 69 (2003).
- [163] S. Goriely, M. Samyn, M. Bender, and J. M. Pearson, Phys. Rev. **C68**, 054325 (2003).
- [164] M. Samyn, S. Goriely, M. Bender, and J. M. Pearson Phys. Rev. **C70**, 044309 (2004).
- [165] S. Goriely, M. Samyn, J. M. Pearson, and M. Onsi, Nucl. Phys. **A750**, 425 (2005).
- [166] S. Goriely, M. Samyn, and J.M. Pearson, Nucl. Phys. **A773**, 279 (2006).
- [167] S. Goriely, M. Samyn, and J.M. Pearson, Phys. Rev. **C75**, 064312 (2007).
- [168] S. Goriely and J.M. Pearson, Phys. Rev. **C77**, 031301 (2008).
- [169] N. Chamel, S. Goriely, and J. M. Pearson, Nucl. Phys. **A812**, 72 (2008).
- [170] S. Goriely, N. Chamel, and J. M. Pearson, Phys. Rev. Lett. **102**, 152503 (2009).
- [171] J. Friedrich and P.-G. Reinhard, Phys. Rev. **C33**, 335 (1986).
- [172] J. Meyer, International School Joliot Curie of Nuclear Physics, 1 (1993).
- [173] B. K. Agrawal, S. Shlomo, and V. K. Au, Phys. Rev. **C72**, 014310 (2005).
- [174] F. Tondeur, S. Goriely, J. M. Pearson, and M. Onsi, Phys. Rev. **C62**, 024308 (2000).
- [175] S. Goriely, M. Pearson, and F. Tondeur, Nucl. Phys. **A688**, 349 (2001).
- [176] M. M. Sharma, G. Lalazissis, J. Konig, and P. Ring, Phys. Rev. Lett. **74**, 3744 (1995).
- [177] A. W. Steiner, M. Prakash, J. M. Lattimer, and P. J. Ellis, Phys. Rep. **411**, 325 (2005).
- [178] S. J. Lee and A. Z. Mekjian, Phys. Rev. **C63**, 044605 (2001); H. R. Jaqaman, A. Z. Mekjian, and L. Zamick, Phys. Rev. **C29**, 2067 (1984)
- [179] M. Rayet, M. Arnould, F. Tondeur, and G. Paulus, Astron. Astrophysics. **116**, 183 (1982).
- [180] P.-G. Reinhard, private communication.
- [181] Nguyen Van Giai and H. Sagawa, Phys. Lett. **B106**, 379 (1981).
- [182] Q. B. Shen, Y. L. Han, and H. R. Guo, Phys. Rev. **C80**, 024604 (2009).
- [183] M. Beiner, H. Flocard, N. Van Giai, and P. Quentin, Nucl. Phys. **A238**, 29 (1975).
- [184] M. J. Giannoni and P. Quentin, Phys. Rev. **C21**, 2076 (1980).
- [185] C. J. Pethick, D. G. Ravenhall, and C. P. Lorenz, Nucl. Phys. **A584**, 675 (1995).
- [186] S. Köhler, Nucl. Phys. **A258**, 301 (1976).
- [187] B. A. Brown, private communication.
- [188] P.-G. Reinhard and H. Flocard, Nucl. Phys. **A584**, 467 (1995).
- [189] W. Nazarewicz, J. Dobaczewski, T. R. Werner, J. A. Maruhn, P.-G. Reinhard, K. Rutz, C. R. Chinn, A. S. Umar, and M. R. Strayer, Phys. Rev. **C53**, 740 (1996).
- [190] J. Bartel, P. Quentin, M. Brack, C. Guet, and H.-B. Hakansson, Nucl. Phys. **A386**, 79

- (1982).
- [191] J. M. G. Gomez and M. Casas, *Few-Body Syst., Suppl.* **8**, 374 (1995); X. Li and P. -H. Heenen, *Phys. Rev.* **C54**, 1617 (1996).
- [192] L. Bennour, P.-H. Heenen, P. Bonche, J. Dobaczewski, and H. Flocard, *Phys. Rev.* **C40**, 2834 (1989).
- [193] P.-G. Reinhard, D. J. Dean, W. Nazarewicz, J. Dobaczewski, J. A. Maruhn, and M. R. Strayer, *Phys. Rev.* **C60**, 014316 (1999).
- [194] J. Dobaczewski, H. Flocard, and J. Treiner, *Nucl. Phys.* **A422**, 103 (1984).
- [195] M. Rashdan, *Mod. Phys. Lett.* **A15**, 1287 (2000).
- [196] J. M. G. Gómez, C. Prieto, and J. Navarro, *Nucl. Phys.* **A549**, 125, (1992).
- [197] J. M. Pearson, Y. Aboussir, A. K. Dutta, R. C. Nayak, M. Farine, F. Tondeur, *Nucl. Phys.* **A528**, 1 (1991).
- [198] Y. Aboussir, J. M. Pearson, A. K. Dutta, and F. Tondeur, *Nucl. Phys.* **A549**, 155 (1992).
- [199] J. M. Pearson and R. C. Nayak, *Nucl. Phys.* **A668**, 163 (2000).
- [200] M. Onsi, H. Przysieznik, and J. M. Pearson, *Phys. Rev.* **C50**, 460 (1994).
- [201] R. C. Nayak and J. M. Pearson, *Phys. Rev.* **C52**, 2254 (1995).
- [202] C. M. Ko, H. C. Paul, M. Brack, and G. E. Brown, *Nucl. Phys.* **A236**, 269 (1974).
- [203] J. Treiner and H. Krivine, *J. Phys. G* **2**, 285 (1976).
- [204] B. A. Brown, *Phys. Rev.* **C58**, 220 (1998).
- [205] B. A. Brown, G. Shen, G. C. Hillhouse, J. Meng, and A. Trzcińska, *Phys. Rev.* **C76**, 034305 (2007).
- [206] E. Chabanat, Ph. D. thesis, Lyon, 1995.
- [207] E. Chabanat, P. Bonche, P. Haensel, J. Meyer, and R. Schaeffer, *Nucl. Phys.* **A635**, 231 (1998)
- [208] J. M. Pearson and S. Goriely, *Phys. Rev.* **C64**, 027301 (2001).
- [209] R. B. Wiringa, V. Fiks, and A. Fabrocini, *Phys. Rev.* **C38**, 1010 (1988).

TABLE I: List of macroscopic constraints and the range of their experimental/empirical values, density region in which they are valid and the corresponding range as found using successful Skyrme parameterizations (CSkP). For more explanation see text.

Constraint	Quantity	Eq.	Density Region	Range of constraint exp/emp	Range of constraint from CSkP	Ref.
SM1	K_o	(7),(15)	ρ_o (fm ⁻³)	200 – 260 MeV	202.0 – 240.3 MeV	[64]
SM2	$K' = -Q_o$	(8),(16)	ρ_o (fm ⁻³)	200 – 1200 MeV	362.5 – 425.6 MeV	[65]
SM3	$P(\rho)$	(6)	$2 < \frac{\rho}{\rho_o} < 3$	Band Region	see Fig. 1	[78]
SM4	$P(\rho)$	(6)	$1.2 < \frac{\rho}{\rho_o} < 2.2$	Band Region	see Fig. 2	[80]
PNM1	$\frac{E_{PNM}}{E_{PNM}^o}$	(31)	$0.014 < \frac{\rho}{\rho_o} < 0.106$	Band Region	see Fig. 3	[39, 40]
PNM2	$P(\rho)$	(6)	$2 < \frac{\rho}{\rho_o} < 3$	Band Region	see Fig. 5	[78]
MIX1	J	(9)	ρ_o (fm ⁻³)	30 – 35 MeV	30.0 – 35.5 MeV	[44]
MIX2	L	(10)	ρ_o (fm ⁻³)	40 – 76 MeV	48.6 – 67.1 MeV	[101]
MIX3	$K_{\tau,v}$	(21)	ρ_o (fm ⁻³)	-760 – -372 MeV	-407.1 – -360.1 MeV	[107]
MIX4	$\frac{S(\rho_o/2)}{J}$	-	ρ_o (fm ⁻³)	0.57 – 0.86	0.61 – 0.67	[110]
MIX5	$\frac{3P_{PNM}}{L\rho_o}$	(41)	ρ_o (fm ⁻³)	0.90 – 1.10	1.02 – 1.10	[112]

TABLE II: Saturation properties of all Skyrme parameterization used in this work. All entries are in MeV, except for the saturation density ρ_o in fm^{-3} and the dimensionless effective mass $m^* = M^*/M$.

Model	ρ_o	E_o	K_o	K'	J	L	K_{sym}	Q_{sym}	$K_{\tau,v}$	m^*
BSk1 [160]	0.157	-15.81	231.31	385.59	27.81	7.19	-281.83	606.46	-312.97	1.05
BSk2 [161]	0.157	-15.80	233.65	380.07	28.00	7.98	-296.98	557.91	-331.87	1.04
BSk2' [161]	0.157	-15.79	233.32	380.86	28.00	7.79	-298.02	558.62	-332.04	1.05
BSk3 [162]	0.157	-15.81	234.81	380.83	27.93	6.78	-306.90	550.34	-336.59	1.12
BSk4 [163]	0.157	-15.77	236.84	367.17	28.00	12.54	-265.93	558.40	-321.74	0.92
BSk5 [163]	0.157	-15.80	237.19	367.86	28.70	21.41	-240.30	499.92	-335.56	0.92
BSk6 [163]	0.157	-15.75	229.14	370.64	28.00	16.84	-215.19	603.54	-289.01	0.80
BSk7 [163]	0.157	-15.76	229.26	370.92	28.00	17.99	-209.35	598.16	-288.18	0.80
BSk8 [164]	0.159	-15.83	230.31	372.39	28.00	14.85	-220.88	624.89	-285.98	0.80
BSk9 [165]	0.159	-15.92	231.32	374.67	30.00	38.29	-153.70	482.61	-321.44	0.80
BSk10 [166]	0.159	-15.91	238.83	370.34	30.00	37.24	-194.90	396.99	-360.60	0.92
BSk11 [166]	0.159	-15.86	238.09	369.18	30.00	38.36	-189.81	390.14	-360.48	0.92
BSk12 [166]	0.159	-15.86	238.06	369.11	30.00	38.01	-191.35	392.53	-360.47	0.92
BSk13 [166]	0.159	-15.86	238.09	369.17	30.00	38.82	-187.90	386.57	-360.65	0.92
BSk14 [167]	0.159	-15.85	239.33	358.67	30.00	43.91	-152.02	388.27	-349.68	0.80
BSk15 [168]	0.159	-16.04	241.56	363.14	30.00	33.60	-194.35	466.51	-345.43	0.80
BSk16 [169]	0.159	-16.05	241.67	363.58	30.00	34.88	-187.37	461.89	-344.17	0.80
BSk17 [170]	0.159	-16.06	241.69	363.62	30.00	36.29	-181.84	450.48	-344.97	0.80
BSk18 [52]	0.159	-16.06	241.79	363.82	30.00	36.22	-180.90	454.52	-343.71	0.80
BSk19 [130]	0.160	-16.08	237.33	297.89	30.00	31.90	-191.44	472.94	-342.79	0.80
BSk20 [130]	0.160	-16.08	241.39	282.26	30.00	37.38	-136.49	549.73	-317.05	0.80
BSk21 [130]	0.158	-16.05	245.80	274.09	30.00	46.56	-37.20	709.66	-264.62	0.80
E [171]	0.159	-16.13	333.46	63.72	27.66	-31.27	-570.73	448.61	-389.09	0.87
Es [171]	0.163	-16.02	248.60	352.41	26.44	-36.86	-457.76	880.01	-288.86	0.84
f- [153]	0.162	-16.02	230.01	404.93	32.00	43.78	-105.08	654.90	-290.70	0.70
f+ [153]	0.162	-16.04	230.01	406.17	32.00	41.54	-117.98	661.07	-293.85	0.70
f0 [153]	0.162	-16.03	230.01	405.45	32.00	42.41	-113.41	657.36	-293.11	0.70
FPLyon [172]	0.162	-15.92	217.03	399.45	30.93	42.76	-135.60	485.79	-313.47	0.84
Gs [171]	0.158	-15.59	237.29	348.79	31.13	93.31	14.07	-26.92	-408.61	0.78
GS1 [154]	0.159	-16.03	235.09	812.19	28.86	50.22	-58.00	965.37	-185.83	0.60
GS2 [154]	0.159	-16.01	300.14	321.65	25.96	30.27	-188.78	467.72	-337.95	0.60
GS3 [154]	0.159	-16.00	399.91	-428.61	21.49	-0.44	-389.11	-293.19	-386.02	0.60
GS4 [154]	0.158	-15.96	235.15	846.53	12.83	-18.70	-161.42	1121.05	-116.53	0.80
GS5 [154]	0.158	-15.91	299.20	358.53	18.70	-12.14	-290.66	625.40	-232.35	0.80
GS6 [154]	0.159	-16.04	400.86	-383.63	14.33	-42.98	-492.21	-125.65	-193.21	0.80
GSkI [51]	0.159	-16.02	230.21	405.58	32.03	63.45	-95.29	293.44	-364.19	0.78
GSkII [51]	0.159	-16.12	233.40	398.73	30.49	48.63	-157.83	310.27	-366.54	0.79
KDE [173]	0.164	-15.99	223.90	381.81	31.97	41.42	-141.83	543.33	-319.71	0.76
KDE0v [173]	0.161	-16.10	228.71	373.39	32.98	45.21	-144.78	523.27	-342.24	0.72
KDE0v1 [173]	0.165	-16.23	227.54	384.86	34.58	54.69	-127.12	484.45	-362.78	0.74
LNS [118]	0.175	-15.32	210.78	382.55	33.43	61.45	-127.36	302.46	-384.55	0.83

Continued on next page

TABLE II – continued from previous page

Model	ρ_o	E_o	K_o	K'	J	L	K_{sym}	Q_{sym}	$K'_{\tau,v}$	m^*
MSk1 [174]	0.157	-15.83	233.73	379.97	30.00	33.92	-200.02	448.66	-348.39	1.00
MSk2 [174]	0.157	-15.83	231.65	386.21	30.00	33.35	-203.44	449.71	-347.94	1.05
MSk3 [174]	0.157	-15.79	233.25	379.01	28.00	7.04	-283.52	615.65	-314.33	1.00
MSk4 [174]	0.157	-15.79	231.17	385.26	28.00	7.20	-284.05	610.93	-315.24	1.05
MSk5 [174]	0.157	-15.79	231.17	385.26	28.00	7.57	-282.55	607.93	-315.36	1.05
MSk5* [119]	0.156	-15.78	243.74	346.15	28.00	7.02	-290.66	595.12	-322.81	0.80
MSk6 [174]	0.157	-15.79	231.17	385.26	28.00	9.63	-274.33	591.49	-316.05	1.05
MSk7 [175]	0.157	-15.80	231.22	385.36	27.95	9.40	-274.63	592.08	-315.38	1.05
MSk8 [175]	0.157	-15.80	229.31	391.01	27.93	8.26	-280.01	597.59	-315.49	1.10
MSk9 [175]	0.157	-15.80	233.33	379.16	28.00	10.36	-270.23	589.06	-315.57	1.00
MSkA [176]	0.153	-15.99	313.33	138.15	30.35	57.17	-135.34	197.74	-453.13	0.79
MSL0 [101]	0.160	-16.00	230.00	380.32	30.00	60.00	-99.33	224.29	-360.11	0.80
NRAPR [177]	0.161	-15.85	225.65	362.54	32.78	59.63	-123.32	311.61	-385.32	0.69
PRC45 [178]	0.145	-15.82	367.58	-165.69	51.01	141.52	-23.01	92.05	-935.89	1.00
RATP [179]	0.160	-16.05	239.52	349.83	29.26	32.39	-191.23	440.70	-338.28	0.67
Rs [171]	0.158	-15.59	237.42	348.46	30.82	86.39	-9.21	22.41	-400.74	0.78
Sefm068 [180]	0.160	-15.92	240.11	347.11	88.57	254.43	-32.10	59.40	-1190.85	0.68
Sefm074 [180]	0.160	-15.81	240.10	350.15	33.40	88.73	-33.14	58.41	-436.12	0.74
Sefm081 [180]	0.161	-15.69	237.04	356.66	30.76	79.39	-39.54	66.74	-396.41	0.81
Sefm09 [180]	0.161	-15.55	240.06	349.75	27.78	69.96	-40.80	70.63	-358.63	0.90
Sefm1 [180]	0.161	-15.40	240.07	346.34	24.81	59.55	-46.89	81.53	-318.28	1.00
SGI [181]	0.154	-15.89	261.75	297.93	28.33	63.86	-51.99	194.46	-362.49	0.61
SGII [181]	0.158	-15.60	214.65	380.91	26.83	37.63	-145.90	330.41	-304.90	0.79
SGOI [182]	0.168	-16.63	361.59	-37.36	45.20	99.76	-155.64	144.36	-764.53	0.61
SGOII [182]	0.168	-16.70	253.28	346.18	93.98	246.02	-119.57	272.39	-1259.44	0.61
SI [27]	0.155	-15.99	370.38	-152.32	29.24	1.22	-461.84	141.44	-469.66	0.91
SII [27]	0.148	-15.99	341.40	-15.76	34.16	50.02	-265.72	104.75	-568.17	0.58
SIII [183]	0.145	-15.85	355.37	-101.38	28.16	9.91	-393.73	130.45	-456.01	0.76
SIII* [184]	0.148	-16.07	361.15	-107.94	31.97	28.70	-358.37	84.84	-539.13	0.78
SIV [183]	0.151	-15.96	324.55	68.84	31.22	63.50	-136.72	79.45	-504.22	0.47
Sk1' [185]	0.155	-15.99	370.38	-152.32	29.35	35.34	-259.16	141.44	-485.71	0.91
SK255 [68]	0.157	-16.33	254.93	350.09	37.40	95.05	-58.33	94.23	-498.11	0.80
SK272 [68]	0.155	-16.28	271.51	305.31	37.40	91.67	-67.78	134.36	-514.70	0.77
SkA [186]	0.155	-15.99	263.16	300.13	32.91	74.62	-78.46	174.54	-441.08	0.61
Ska25s20 [187]	0.161	-16.07	220.75	413.45	33.78	63.81	-118.22	314.13	-381.56	0.98
Ska35s15 [187]	0.158	-16.01	238.89	378.88	30.56	30.60	-222.90	481.99	-357.96	1.01
Ska35s20 [187]	0.158	-16.08	240.27	378.65	33.57	64.83	-120.32	284.54	-407.11	1.00
Ska35s25 [187]	0.158	-16.14	241.30	378.94	36.98	98.89	-23.57	97.46	-461.60	0.99
Ska45s20 [187]	0.156	-16.08	260.21	330.55	33.39	66.21	-119.99	251.77	-433.13	1.02
SkB [186]	0.155	-15.99	263.16	300.13	23.88	47.54	-78.46	174.54	-309.50	0.61
SkI1 [188]	0.160	-15.95	242.75	346.14	37.53	161.05	234.67	-328.02	-502.01	0.69
SkI2 [188]	0.158	-15.78	240.93	339.70	33.37	104.33	70.69	51.62	-408.21	0.68
SkI3 [188]	0.158	-15.98	258.19	303.86	34.83	100.53	73.04	211.54	-411.80	0.58

Continued on next page

TABLE II – continued from previous page

Model	ρ_o	E_o	K_o	K'	J	L	K_{sym}	Q_{sym}	$K'_{\tau,v}$	m^*
SkI4 [188]	0.160	-15.95	247.95	331.21	29.50	60.39	-40.56	351.16	-322.23	0.65
SkI5 [188]	0.156	-15.85	255.79	301.95	36.64	129.33	159.57	11.73	-463.74	0.58
SkI6 [189]	0.159	-15.89	248.17	326.58	29.90	59.24	-46.77	378.12	-324.26	0.64
SkM [122]	0.160	-15.77	216.61	386.09	30.75	49.34	-148.81	323.34	-356.91	0.79
SkM* [190]	0.160	-15.77	216.61	386.09	30.03	45.78	-155.94	330.47	-349.00	0.79
SkM1 [191]	0.160	-15.77	216.61	386.09	25.17	-35.37	-388.89	912.87	-239.72	0.79
SkMP [192]	0.157	-15.56	230.87	338.05	29.89	70.31	-49.82	159.44	-368.73	0.65
SkO [193]	0.160	-15.84	223.34	392.86	31.97	79.14	-43.17	131.13	-378.80	0.90
SkO' [193]	0.160	-15.75	222.36	390.83	31.95	68.94	-78.82	223.37	-371.29	0.90
SkP [194]	0.163	-15.95	200.97	435.43	30.00	19.68	-266.60	508.35	-342.04	1.00
SKRA [195]	0.159	-15.78	216.98	378.76	31.32	53.04	-139.28	310.84	-364.92	0.75
SkS1 [196]	0.161	-15.86	228.43	382.76	28.75	30.52	-218.69	379.24	-350.66	0.86
SkS2 [196]	0.161	-15.89	229.02	382.73	29.23	37.84	-218.07	270.03	-381.86	0.85
SkS3 [196]	0.161	-15.88	228.83	382.62	28.84	51.74	-157.38	154.06	-381.30	0.85
SkS4 [196]	0.163	-15.88	228.08	385.45	28.35	23.28	-238.42	438.06	-338.77	0.87
SkSC1 [197]	0.161	-15.85	234.58	380.50	28.10	0.13	-312.03	673.32	-312.62	1.00
SkSC2 [197]	0.161	-15.90	235.13	381.60	24.74	11.00	-228.22	505.69	-276.35	1.00
SkSC3 [197]	0.161	-15.85	234.49	380.32	27.01	0.81	-296.20	641.65	-299.75	1.00
SkSC4 [198]	0.161	-15.87	234.72	380.79	28.80	-2.12	-329.49	708.23	-320.20	1.00
SkSC4o [199]	0.161	-15.87	234.74	380.79	27.00	-9.67	-338.03	725.33	-295.70	1.00
SkSC5 [200]	0.161	-15.85	234.50	380.34	30.99	-6.97	-375.08	799.41	-344.58	1.00
SkSC6 [200]	0.161	-15.92	235.41	382.13	24.57	11.00	-226.26	501.80	-274.39	1.00
SkSC10 [200]	0.161	-15.96	235.89	383.08	22.83	19.13	-172.77	394.81	-256.47	1.00
SkSC11 [201]	0.161	-15.87	234.72	380.79	28.80	-2.12	-329.49	708.23	-320.20	1.00
SkSC14 [199]	0.161	-15.92	235.41	382.13	30.00	33.13	-202.83	454.93	-347.84	1.00
SkSC15 [199]	0.161	-15.88	234.93	381.17	28.00	6.72	-284.47	618.21	-313.89	1.00
SkSP.1 [119]	0.162	-15.90	230.02	502.64	28.00	7.17	-289.55	662.66	-316.92	0.80
SkT [202]	0.148	-15.40	333.36	-29.01	33.66	80.83	-78.93	69.87	-570.95	0.60
SkT1 [113]	0.161	-15.98	236.16	383.52	32.02	56.18	-134.83	318.99	-380.68	1.00
SkT2 [113]	0.161	-15.94	235.73	382.67	32.00	56.16	-134.67	318.66	-380.48	1.00
SkT3 [113]	0.161	-15.95	235.74	382.70	31.50	55.31	-132.05	313.43	-374.14	1.00
SkT4 [113]	0.159	-15.96	235.50	382.94	35.24	93.49	-24.46	97.84	-433.36	1.00
SkT5 [113]	0.164	-16.00	201.69	436.81	37.00	98.53	-24.97	99.88	-402.76	1.00
SkT6 [113]	0.161	-15.96	235.95	383.15	29.97	30.85	-211.53	472.36	-346.54	1.00
SkT7 [113]	0.161	-15.94	235.64	372.22	29.52	31.12	-209.85	439.35	-347.42	0.83
SkT8 [113]	0.161	-15.94	235.70	372.37	29.92	33.72	-187.52	476.25	-336.59	0.83
SkT9 [113]	0.160	-15.88	234.91	370.97	29.76	33.74	-185.62	471.98	-334.76	0.83
SkT1* [113]	0.162	-16.20	238.95	388.75	32.31	56.58	-136.66	322.86	-384.07	1.00
SkT3* [113]	0.162	-16.20	238.95	388.76	31.97	56.32	-133.65	316.82	-379.93	1.00
SkT1a [180]	0.161	-15.98	236.16	383.52	32.02	56.18	-134.83	318.99	-380.68	1.00
SkT2a [180]	0.161	-15.94	235.73	382.67	32.00	56.16	-134.67	318.66	-380.48	1.00
SkT3a [180]	0.161	-15.95	235.74	382.70	31.50	55.31	-132.05	313.43	-374.14	1.00
SkT4a [180]	0.159	-15.96	235.50	382.94	35.45	94.13	-24.46	97.84	-436.19	1.00

Continued on next page

TABLE II – continued from previous page

Model	ρ_o	E_o	K_o	K'	J	L	K_{sym}	Q_{sym}	$K_{\tau,v}$	m^*
SkT5a [180]	0.164	-16.00	201.69	436.81	37.00	98.53	-24.97	99.88	-402.76	1.00
SkT6a [180]	0.161	-15.96	235.95	383.15	29.97	30.85	-211.53	472.36	-346.54	1.00
SkT7a [180]	0.161	-15.94	235.64	372.22	29.52	31.12	-209.85	439.35	-347.42	0.83
SkT8a [180]	0.161	-15.94	235.70	372.37	29.92	33.72	-187.52	476.25	-336.59	0.83
SkT9a [180]	0.160	-15.88	234.91	370.97	29.76	33.74	-185.62	471.98	-334.76	0.83
SkTK [203]	0.168	-16.70	253.28	346.18	35.57	41.59	-221.79	527.94	-414.46	0.61
SKX [204]	0.155	-16.05	271.06	297.42	31.10	33.18	-252.12	379.69	-414.81	0.99
SKXce [204]	0.155	-15.86	268.19	294.59	30.15	33.48	-238.39	356.93	-402.51	1.01
SKXm [204]	0.159	-16.04	238.09	380.38	31.20	32.08	-242.76	428.73	-384.00	0.97
Skxs15 [205]	0.161	-15.76	201.10	424.57	31.88	34.79	-197.10	516.30	-332.38	0.97
Skxs20 [205]	0.162	-15.81	201.95	425.56	35.50	67.06	-122.31	328.52	-383.37	0.96
Skxs25 [205]	0.161	-15.87	202.92	-440.88	39.60	100.10	-50.28	145.99	-440.88	0.96
Skz-1 [128]	0.160	-16.01	230.08	365.25	32.00	54.14	-184.08	217.03	-422.99	0.70
Skz0 [128]	0.160	-16.01	230.08	365.24	32.00	35.10	-242.20	405.16	-397.08	0.70
Skz1 [128]	0.160	-16.01	230.08	365.25	32.01	27.67	-242.40	535.38	-364.50	0.70
Skz2 [128]	0.160	-16.01	230.07	365.23	32.01	16.81	-259.66	682.63	-333.83	0.70
Skz3 [128]	0.160	-16.01	230.09	365.26	32.01	12.96	-241.91	794.95	-299.08	0.70
Skz4 [128]	0.160	-16.01	230.08	365.26	32.01	5.75	-240.86	923.89	-266.24	0.70
SLy0 [206]	0.160	-15.97	229.66	364.01	31.98	47.11	-116.23	508.68	-324.23	0.70
SLy1 [206]	0.160	-15.99	229.81	364.35	31.99	47.07	-116.49	509.36	-324.27	0.70
SLy2 [206]	0.161	-15.99	229.92	364.21	32.00	47.46	-115.13	506.52	-324.69	0.70
SLy230a [45]	0.160	-15.99	229.89	364.18	31.99	44.32	-98.22	602.87	-293.91	0.70
SLy230b [45]	0.160	-15.97	229.91	363.10	32.01	45.97	-119.72	521.50	-322.92	0.69
SLy3 [206]	0.160	-15.94	229.51	362.56	31.97	45.36	-121.90	524.75	-322.39	0.70
SLy4 [207]	0.160	-15.97	229.91	363.11	32.00	45.94	-119.73	521.53	-322.83	0.69
SLy5 [207]	0.161	-15.99	229.92	364.16	32.01	48.15	-112.76	500.67	-325.38	0.70
SLy6 [207]	0.159	-15.92	229.86	360.24	31.96	47.45	-112.71	510.63	-323.03	0.69
SLy7 [207]	0.158	-15.90	229.75	359.22	31.99	46.94	-114.34	517.14	-322.60	0.69
SLy8 [206]	0.160	-15.97	229.89	363.27	32.00	47.18	-115.59	509.88	-324.09	0.70
SLy9 [206]	0.151	-15.80	229.84	350.42	31.98	54.86	-81.42	462.35	-326.92	0.67
SLy10 [207]	0.156	-15.90	229.68	358.32	31.90	38.51	-142.18	591.23	-313.17	0.68
SQMC1 [156]	0.137	-14.00	328.76	-143.78	29.68	-6.70	-504.25	218.08	-461.10	0.93
SQMC2 [156]	0.140	-14.29	330.10	-121.75	28.70	8.67	-408.41	145.55	-463.63	0.83
SQMC3 [156]	0.161	-15.98	366.97	-130.22	45.78	91.80	-210.95	163.48	-794.33	0.82
SQMC600 [157]	0.174	-15.74	217.00	388.62	34.38	46.38	-215.16	396.85	-410.40	0.81
SQMC650 [157]	0.172	-15.57	218.11	376.75	33.65	52.92	-173.15	349.74	-399.28	0.78
SQMC700 [157]	0.171	-15.49	222.20	369.94	33.47	59.06	-140.84	313.84	-396.85	0.76
SQMC750 [157]	0.171	-15.60	222.86	365.83	33.75	64.67	-117.51	288.41	-399.38	0.74
SSk [51]	0.161	-16.16	229.31	375.38	33.50	52.78	-119.15	482.24	-349.42	0.72
SV [183]	0.155	-16.05	305.70	175.78	32.82	96.09	24.17	48.00	-497.11	0.38
SV-bas [115]	0.160	-15.91	233.45	379.28	30.00	32.37	-221.75	410.93	-363.36	0.90
SV-min [115]	0.161	-15.91	221.76	403.08	30.66	44.81	-156.57	389.56	-343.99	0.95
SVI [183]	0.143	-15.76	363.64	-153.50	26.88	-7.34	-471.30	146.04	-424.18	0.95

Continued on next page

TABLE II – continued from previous page

Model	ρ_o	E_o	K_o	K'	J	L	K_{sym}	Q_{sym}	$K_{\tau,v}$	m^*
SVII [184]	0.143	-15.79	366.44	-164.51	26.96	-10.16	-488.90	149.74	-423.36	1.00
SV-K218 [115]	0.161	-15.90	218.23	403.15	30.00	34.62	-206.87	401.58	-350.65	0.90
SV-K226 [115]	0.160	-15.90	225.82	392.14	30.00	34.09	-211.92	401.84	-357.27	0.90
SV-K241 [115]	0.159	-15.91	241.07	364.54	30.00	30.95	-230.77	416.01	-369.66	0.90
SV-kap00 [115]	0.160	-15.90	233.44	379.15	30.00	39.44	-161.78	446.94	-334.34	0.90
SV-kap02 [115]	0.160	-15.90	233.44	379.21	30.00	35.54	-193.19	431.91	-348.69	0.90
SV-kap06 [115]	0.160	-15.91	233.45	379.33	30.00	29.33	-249.75	388.84	-378.10	0.90
SV-mas07 [115]	0.160	-15.89	233.54	356.93	30.00	52.15	-98.77	365.68	-331.96	0.70
SV-mas08 [115]	0.160	-15.90	233.13	371.28	30.00	40.15	-172.38	397.44	-349.35	0.80
SV-mas10 [115]	0.159	-15.91	234.33	383.22	30.00	28.04	-252.50	408.07	-374.87	1.00
SV-sym28 [115]	0.163	-16.47	240.86	392.55	28.47	6.29	-305.94	584.47	-333.41	0.90
SV-sym32 [115]	0.159	-15.94	233.81	380.11	32.00	57.07	-148.79	257.70	-398.44	0.90
SV-sym34 [115]	0.159	-15.97	234.07	380.82	34.00	80.95	-79.08	111.28	-433.08	0.90
SV-tls [115]	0.160	-15.89	233.30	379.03	30.00	33.22	-218.42	403.90	-363.79	0.90
T [171]	0.161	-15.93	235.66	382.44	28.35	27.18	-206.76	462.91	-325.76	1.00
T11 [152]	0.161	-16.01	230.01	365.75	32.00	49.46	-108.76	486.98	-326.88	0.70
T12 [152]	0.161	-16.00	230.01	365.11	32.00	49.38	-108.75	488.50	-326.63	0.70
T13 [152]	0.161	-16.00	230.01	364.78	32.00	49.53	-108.06	487.57	-326.69	0.70
T14 [152]	0.161	-15.99	230.01	364.48	32.00	49.48	-108.12	488.35	-326.57	0.70
T15 [152]	0.161	-16.01	230.01	365.32	32.00	49.65	-107.91	485.83	-326.95	0.70
T16 [152]	0.161	-16.01	230.01	365.68	32.00	49.45	-108.75	487.24	-326.83	0.70
T21 [152]	0.161	-16.03	230.01	366.49	32.00	49.77	-108.03	483.25	-327.37	0.70
T22 [152]	0.161	-16.02	230.01	365.95	32.00	49.57	-108.50	485.74	-327.04	0.70
T23 [152]	0.161	-16.01	230.01	365.63	32.00	49.59	-108.27	485.95	-326.97	0.70
T24 [152]	0.161	-16.01	230.01	365.37	32.00	49.85	-107.22	484.00	-327.14	0.70
T25 [152]	0.161	-15.99	230.01	364.24	32.00	49.12	-109.21	491.85	-326.16	0.70
T26 [152]	0.161	-15.98	230.01	363.48	32.00	48.76	-110.15	495.92	-325.64	0.70
T31 [152]	0.161	-16.02	230.01	366.28	32.00	49.75	-108.00	483.82	-327.27	0.70
T32 [152]	0.161	-16.03	230.01	366.39	32.00	50.28	-106.20	478.97	-327.80	0.70
T33 [152]	0.161	-16.02	230.01	366.10	32.00	49.66	-108.23	484.88	-327.13	0.70
T34 [152]	0.161	-16.02	230.01	366.28	32.00	50.10	-106.81	480.71	-327.60	0.70
T35 [152]	0.161	-16.00	230.01	364.84	32.00	49.59	-107.85	487.05	-326.74	0.70
T36 [152]	0.161	-15.99	230.01	364.51	32.00	49.05	-109.62	491.98	-326.20	0.70
T41 [152]	0.162	-16.06	230.01	368.36	32.00	50.60	-106.02	473.67	-328.60	0.70
T42 [152]	0.162	-16.05	230.01	368.04	32.00	50.70	-105.51	473.28	-328.59	0.70
T43 [152]	0.162	-16.04	230.01	367.39	32.00	50.57	-105.66	475.23	-328.31	0.70
T44 [152]	0.161	-16.02	230.01	365.91	32.00	50.05	-106.76	481.62	-327.45	0.70
T45 [152]	0.161	-16.02	230.01	366.10	32.00	49.66	-108.24	484.73	-327.16	0.70
T46 [152]	0.161	-16.00	230.01	364.75	32.00	49.93	-106.59	484.25	-327.00	0.70
T51 [152]	0.162	-16.05	230.01	367.96	32.00	50.69	-105.52	473.55	-328.55	0.70
T52 [152]	0.161	-16.06	230.01	368.07	32.00	50.68	-105.55	473.55	-328.55	0.70
T53 [152]	0.161	-16.02	230.01	366.21	32.00	50.03	-106.99	481.50	-327.50	0.70
T54 [152]	0.161	-16.03	230.01	366.73	32.00	50.27	-106.36	478.71	-327.85	0.70

Continued on next page

TABLE II – continued from previous page

Model	ρ_o	E_o	K_o	K'	J	L	K_{sym}	Q_{sym}	$K'_{\tau,v}$	m^*
T55 [152]	0.161	-16.03	230.01	366.66	32.00	50.24	-106.49	479.02	-327.83	0.70
T56 [152]	0.161	-16.01	230.01	365.26	32.00	50.13	-106.19	481.83	-327.34	0.70
T61 [152]	0.162	-16.07	230.01	368.76	32.00	50.79	-105.56	471.67	-328.85	0.71
T62 [152]	0.162	-16.07	230.01	368.93	32.00	50.33	-107.25	475.46	-328.49	0.71
T63 [152]	0.162	-16.06	230.01	368.30	32.00	51.07	-104.36	469.72	-329.00	0.70
T64 [152]	0.162	-16.03	230.01	366.74	32.00	50.49	-105.65	476.73	-328.08	0.70
T65 [152]	0.162	-16.04	230.01	367.37	32.00	50.50	-105.90	475.82	-328.25	0.70
T66 [152]	0.161	-16.02	230.01	366.04	32.00	50.30	-105.96	479.25	-327.72	0.70
v070 [208]	0.157	-15.78	230.99	384.93	27.98	-3.45	-361.15	591.72	-346.20	1.05
v075 [208]	0.157	-15.80	231.29	385.51	28.00	-0.31	-341.88	587.67	-340.52	1.05
v080 [208]	0.157	-15.79	231.17	385.26	28.00	2.23	-325.61	585.53	-335.29	1.05
v090 [208]	0.157	-15.79	231.17	385.26	28.00	5.04	-304.26	593.46	-326.10	1.05
v100 [208]	0.157	-15.79	231.17	385.26	28.00	8.73	-281.39	588.25	-319.22	1.05
v105 [208]	0.157	-15.79	231.17	385.26	28.00	7.08	-284.51	611.85	-315.20	1.05
v110 [208]	0.157	-15.79	231.17	385.26	28.00	7.51	-279.62	617.86	-312.19	1.05
Z [171]	0.159	-15.97	330.30	64.98	26.82	-49.70	-657.85	495.24	-369.43	0.84
ZR1a [178]	0.173	-16.99	398.74	-186.01	9.84	-57.61	-471.08	103.34	-98.56	1.00
ZR1b [178]	0.173	-16.99	398.74	-186.01	18.50	-31.62	-471.08	103.34	-266.61	1.00
ZR1c [178]	0.173	-16.99	398.74	-186.01	31.50	7.36	-471.08	103.34	-518.70	1.00
ZR2a [178]	0.173	-16.99	324.78	184.94	1.62	-82.36	-397.29	474.98	49.99	1.00
ZR2b [178]	0.173	-16.99	324.78	184.94	11.95	-51.39	-397.29	474.98	-118.22	1.00
ZR2c [178]	0.173	-16.99	324.78	184.94	27.43	-4.93	-397.29	474.98	-370.53	1.00
ZR3a [178]	0.175	-16.99	198.79	475.65	-138.96	-504.42	-271.89	768.04	1547.69	1.00
ZR3b [178]	0.175	-16.99	198.79	475.65	-100.46	-388.91	-271.89	768.04	1131.04	1.00
ZR3c [178]	0.175	-16.99	198.79	475.65	-42.71	-215.66	-271.89	768.04	506.06	1.00
Zs [171]	0.163	-15.88	233.33	368.95	26.69	-29.38	-401.43	883.05	-271.61	0.78
Zs* [171]	0.162	-15.96	234.87	369.16	28.80	-4.53	-332.64	725.10	-312.58	0.77

TABLE III: Constraints for the Skyrme Models. The \dagger symbol on the minus sign indicates that the model satisfies all the constraints except one.

Model	SM1	SM2	SM3	SM4	PNM1	PNM2	MIX1	MIX2	MIX3	MIX4	MIX5	Model	SM1	SM2	SM3	SM4	PNM1	PNM2	MIX1	MIX2	MIX3	MIX4	MIX5
BSk1	+	+	+	+	+	-	-	-	-	+	-	GS1	+	+	-	+	+	+	-	+	-	+	+
BSk2	+	+	+	+	+	-	-	-	-	+	-	GS2	-	+	-	-	+	-	-	-	-	+	-
BSk2'	+	+	+	+	+	-	-	-	-	+	-	GS3	-	-	-	-	+	-	-	-	+	+	-
BSk3	+	+	+	+	+	-	-	-	-	+	-	GS4	+	+	-	-	+	-	-	-	-	-	+
BSk4	+	+	+	+	+	-	-	-	-	+	-	GS5	-	+	-	-	+	-	-	-	-	-	+
BSk5	+	+	+	+	+	-	-	-	-	+	-	GS6	-	-	-	-	+	-	-	-	-	-	-
BSk6	+	+	+	+	+	-	-	-	-	+	+	GSkI	+	+	+	+	+	+	+	+	- \dagger	+	+
BSk7	+	+	+	+	+	-	-	-	-	+	+	GSkII	+	+	+	+	+	+	+	+	- \dagger	+	+
BSk8	+	+	+	+	+	-	-	-	-	+	+	KDE	+	+	+	+	+	+	+	+	- \dagger	+	+
BSk9	+	+	+	+	+	-	+	-	-	+	+	KDE0v	+	+	+	+	+	+	+	+	- \dagger	+	+
BSk10	+	+	-	+	+	-	+	-	-	+	+	KDE0v1	+	+	+	+	+	+	+	+	- \dagger	+	+
BSk11	+	+	-	+	+	-	+	-	-	+	+	LNS	+	+	+	+	+	+	+	+	+	+	+
BSk12	+	+	-	+	+	-	+	-	-	+	+	MSk1	+	+	+	+	+	-	+	-	-	+	+
BSk13	+	+	-	+	+	-	+	-	-	+	+	MSk2	+	+	+	+	+	-	+	-	-	+	+
BSk14	+	+	-	+	+	+	+	+	-	+	+	MSk3	+	+	+	+	+	-	-	-	-	+	-
BSk15	+	+	-	+	+	-	+	-	-	+	+	MSk4	+	+	+	+	+	-	-	-	-	+	-
BSk16	+	+	-	+	+	-	+	-	-	+	+	MSk5	+	+	+	+	+	-	-	-	-	+	-
BSk17	+	+	-	+	+	-	+	-	-	+	+	MSk5*	+	+	-	+	-	-	-	-	-	+	-
BSk18	+	+	-	+	+	-	+	-	-	+	+	MSk6	+	+	+	+	+	-	-	-	-	+	-
BSk19	+	+	-	+	+	-	+	-	-	+	-	MSk7	+	+	+	+	+	-	-	-	-	+	-
BSk20	+	+	-	+	+	+	+	-	-	+	-	MSk8	+	+	+	+	+	-	-	-	-	+	-
BSk21	+	+	-	+	+	-	+	+	-	+	+	MSk9	+	+	+	+	+	-	-	-	-	+	-
E	-	-	-	-	-	-	-	-	+	-	-	MSkA	-	-	-	-	+	-	+	+	+	+	+
Es	+	+	-	+	-	-	-	-	-	-	-	MSL0	+	+	+	+	+	+	+	+	- \dagger	+	+
f-	+	+	+	+	-	+	+	+	-	+	+	NRAPR	+	+	+	+	+	+	+	+	+	+	+
f+	+	+	+	+	-	+	+	+	-	+	-	PRC45	-	-	-	-	-	-	-	-	-	-	+
f0	+	+	+	+	-	+	+	+	-	+	+	RATP	+	+	-	+	+	-	-	-	-	+	-
FPLyon	+	+	+	+	+	-	+	+	-	+	+	Rs	+	+	-	+	-	+	+	-	+	-	+
Gs	+	+	-	+	-	+	+	-	+	-	+	Sefm068	+	+	-	+	-	-	-	-	-	-	+

Continued on next page

TABLE III – continued from previous page

Model	SM1	SM2	SM3	SM4	PNM1	PNM2	MIX1	MIX2	MIX3	MIX4	MIX5	Model	SM1	SM2	SM3	SM4	PNM1	PNM2	MIX1	MIX2	MIX3	MIX4	MIX5
Sefm074	+	+	-	+	-	+	+	-	+	-	+	SkM	+	+	+	+	+	-	+	+	-	+	+
Sefm081	+	+	-	+	-	-	+	-	+	-	+	SkM*	+	+	+	+	+	-	+	+	-	+	+
Sefm09	+	+	-	+	-	-	-	+	-	-	+	SkM1	+	+	+	+	-	-	-	-	-	-	-
Sefm1	+	+	-	+	-	-	-	+	-	+	+	SkMP	+	+	+	+	-	-	-	+	-	+	+
SGI	-	+	-	+	+	-	-	+	-	+	+	SkO	+	+	+	+	-	-	+	-	+	-	+
SGII	+	+	+	+	+	-	-	-	-	+	-	SkO'	+	+	+	+	+	- [†]	+	+	+	+	+
SGOI	-	-	-	-	-	-	-	-	-	+	+	SkP	+	+	+	+	+	-	+	-	-	+	-
SGOII	+	+	-	+	-	-	-	-	-	-	+	SKRA	+	+	+	+	+	+	+	+	- [†]	+	+
SI	-	-	-	-	-	-	-	-	+	+	-	SkS1	+	+	+	+	+	-	-	-	-	+	-
SII	-	-	-	-	+	+	+	+	+	+	-	SkS2	+	+	+	+	+	-	-	-	+	+	-
SIII	-	-	-	-	+	-	-	-	+	+	-	SkS3	+	+	+	+	-	-	-	+	+	+	-
SIII*	-	-	-	-	+	-	+	-	+	+	+	SkS4	+	+	+	+	+	-	-	-	-	+	-
SIV	-	-	-	-	+	-	+	+	+	+	-	SkSC1	+	+	+	+	-	-	-	-	-	+	-
Sk1'	-	-	-	-	58	+	-	-	+	+	+	SkSC2	+	+	+	+	+	-	-	-	-	+	-
SK255	+	+	-	+	+	+	-	-	+	-	+	SkSC3	+	+	+	+	-	-	-	-	-	+	-
SK272	-	+	-	+	+	+	-	-	+	-	+	SkSC4	+	+	+	+	-	-	-	-	-	+	-
SkA	-	+	-	+	+	-	+	+	+	+	+	SkSC4o	+	+	+	+	-	-	-	-	-	-	-
Ska25s20	+	+	+	+	+	+	+	+	+	+	+	SkSC5	+	+	+	+	-	-	+	-	-	-	-
Ska35s15	+	+	-	+	+	-	+	-	-	+	+	SkSC6	+	+	+	+	+	-	-	-	-	+	-
Ska35s20	+	+	- [†]	+	+	+	+	+	+	+	+	SkSC10	+	+	+	+	+	-	-	-	-	+	+
Ska35s25	+	+	-	+	+	+	-	-	+	-	+	SkSC11	+	+	+	+	-	-	-	-	-	+	-
Ska45s20	-	+	-	+	+	-	+	+	+	+	+	SkSC14	+	+	+	+	+	-	+	-	-	+	+
SkB	-	+	-	+	-	-	-	+	-	+	-	SkSC15	+	+	+	+	+	-	-	-	-	+	-
SkI1	+	+	-	+	-	-	-	-	+	-	+	SkSP.1	+	+	+	+	+	-	-	-	-	+	-
SkI2	+	+	-	+	-	-	+	-	+	-	+	SkT	-	-	-	-	+	+	+	-	+	-	+
SkI3	+	+	-	+	+	-	+	-	+	-	+	SkT1	+	+	- [†]	+	+	+	+	+	+	+	+
SkI4	+	+	-	+	+	-	-	+	-	+	+	SkT2	+	+	- [†]	+	+	+	+	+	+	+	+
SkI5	+	+	-	+	-	-	-	-	+	-	+	SkT3	+	+	- [†]	+	+	+	+	+	+	+	+
SkI6	+	+	-	+	+	-	-	+	-	+	+	SkT4	+	+	+	+	+	+	-	-	+	-	+

Continued on next page

TABLE III – continued from previous page

Model	SM1	SM2	SM3	SM4	PNM1	PNM2	MIX1	MIX2	MIX3	MIX4	MIX5	Model	SM1	SM2	SM3	SM4	PNM1	PNM2	MIX1	MIX2	MIX3	MIX4	MIX5		
SkT5	+	+	+	+	-	+	-	-	+	-	+	SLy0	+	+	+	+	+	+	+	+	+	- [†]	+	+	
SkT6	+	+	-	+	+	-	-	-	-	+	+	SLy1	+	+	+	+	+	+	+	+	+	+	- [†]	+	+
SkT7	+	+	-	+	+	-	-	-	-	+	-	SLy2	+	+	+	+	+	+	+	+	+	+	- [†]	+	+
SkT8	+	+	-	+	+	-	-	-	-	+	+	SLy230a	+	+	+	+	-	+	+	+	+	+	-	+	+
SkT9	+	+	-	+	+	-	-	-	-	+	+	SLy230b	+	+	+	+	+	+	+	+	+	+	- [†]	+	+
SkT1*	+	+	- [†]	+	+	+	+	+	+	+	+	SLy3	+	+	+	+	+	+	+	+	+	+	- [†]	+	+
SkT3*	+	+	- [†]	+	+	+	+	+	+	+	+	SLy4	+	+	+	+	+	+	+	+	+	+	- [†]	+	+
SkT1a	+	+	- [†]	+	+	+	+	+	+	+	+	SLy5	+	+	+	+	+	+	+	+	+	+	- [†]	+	+
SkT2a	+	+	- [†]	+	+	+	+	+	+	+	+	SLy6	+	+	+	+	+	+	+	+	+	+	- [†]	+	+
SkT3a	+	+	- [†]	+	+	+	+	+	+	+	+	SLy7	+	+	+	+	+	+	+	+	+	+	- [†]	+	+
SkT4a	+	+	+	+	+	+	-	-	+	-	+	SLy8	+	+	+	+	+	+	+	+	+	+	- [†]	+	+
SkT5a	+	+	+	+	-	+	-	-	+	-	+	SLy9	+	+	+	+	+	+	+	+	+	+	- [†]	+	+
SkT6a	+	+	-	+	+	-	-	-	+	+	+	SLy10	+	+	+	+	-	+	+	-	-	+	+	+	+
SkT7a	+	+	-	+	+	-	-	-	+	-	-	SQMC1	-	-	-	-	-	-	-	-	-	+	+	-	-
SkT8a	+	+	-	+	+	-	-	-	+	+	+	SQMC2	-	-	-	-	-	-	-	-	-	+	+	-	-
SkT9a	+	+	-	+	+	-	-	-	+	+	+	SQMC3	-	-	-	-	-	+	-	-	-	+	+	-	+
SkTK	+	+	-	+	-	-	-	+	+	+	-	SQMC600	+	+	+	+	+	-	+	+	+	+	+	+	-
SKX	-	+	-	+	+	-	+	-	+	+	-	SQMC650	+	+	+	+	+	+	+	+	+	+	+	+	+
SKXce	-	+	-	+	+	-	+	-	+	+	-	SQMC700	+	+	+	+	+	+	+	+	+	+	+	+	+
SKXm	+	+	-	+	+	-	+	-	+	+	-	SQMC750	+	+	-	+	+	-	+	+	+	+	+	+	+
Skxs15	+	+	+	+	+	-	+	-	-	+	+	SSk	+	+	+	+	+	+	+	+	+	+	- [†]	+	+
Skxs20	+	+	+	+	+	+	- [†]	+	+	+	+	SV	-	-	-	-	+	-	+	-	+	-	+	-	-
Skxs25	+	+	+	+	-	-	-	-	+	-	+	SV-bas	+	+	+	+	+	-	+	-	-	-	+	-	-
Skz-1	+	+	+	+	+	-	+	+	+	+	-	SV-min	+	+	+	+	+	-	+	+	-	+	+	+	+
Skz0	+	+	+	+	+	-	+	-	+	+	-	SVI	-	-	-	-	-	-	-	-	-	+	+	-	-
Skz1	+	+	+	+	+	-	+	-	-	+	-	SVII	-	-	-	-	-	-	-	-	-	+	+	-	-
Skz2	+	+	+	+	-	-	+	-	-	+	-	SV-K218	+	+	+	+	+	-	+	-	-	-	+	-	-
Skz3	+	+	+	+	-	-	+	-	-	+	-	SV-K226	+	+	+	+	+	-	+	-	-	-	+	-	-
Skz4	+	+	+	+	-	-	+	-	-	-	+	SV-K241	+	+	-	+	+	-	+	-	-	-	+	-	-

Continued on next page

TABLE III – continued from previous page

Model	SM1	SM2	SM3	SM4	PNM1	PNM2	MIX1	MIX2	MIX3	MIX4	MIX5	Model	SM1	SM2	SM3	SM4	PNM1	PNM2	MIX1	MIX2	MIX3	MIX4	MIX5		
SV-kap00	+	+	+	+	+	-	+	-	-	+	+	T41	+	+	+	+	+	+	+	+	+	-†	+	+	
SV-kap02	+	+	+	+	+	-	+	-	-	+	+	T42	+	+	+	+	+	+	+	+	+	+	-†	+	+
SV-kap06	+	+	+	+	+	-	+	-	+	+	-	T43	+	+	+	+	+	+	+	+	+	+	-†	+	+
SV-mas07	+	+	-	+	+	+	+	+	-	+	+	T44	+	+	+	+	+	+	+	+	+	+	-†	+	+
SV-mas08	+	+	+	+	+	-	+	+	-	+	+	T45	+	+	+	+	+	+	+	+	+	+	-†	+	+
SV-mas10	+	+	+	+	+	-	+	-	+	+	-	T46	+	+	+	+	+	+	+	+	+	+	-†	+	+
SV-sym28	+	+	-	+	+	-	-	-	-	+	-	T51	+	+	+	+	+	+	+	+	+	+	-†	+	+
SV-sym32	+	+	+	+	+	+	+	+	+	+	+	T52	+	+	+	+	+	+	+	+	+	+	-†	+	+
SV-sym34	+	+	+	+	-	-	+	-	+	+	+	T53	+	+	+	+	+	+	+	+	+	+	-†	+	+
SV-tls	+	+	+	+	+	-	+	-	-	+	-	T54	+	+	+	+	+	+	+	+	+	+	-†	+	+
T	+	+	-	+	+	-	-	-	-	+	+	T55	+	+	+	+	+	+	+	+	+	+	-†	+	+
T11	+	+	+	+	+	+	+	+	-†	+	+	T56	+	+	+	+	+	+	+	+	+	+	-†	+	+
T12	+	+	+	+	+	+	+	+	-†	+	+	T61	+	+	+	+	+	+	+	+	+	+	-†	+	+
T13	+	+	+	+	+	+	+	+	-†	+	+	T62	+	+	+	+	+	+	+	+	+	+	-†	+	+
T14	+	+	+	+	+	+	+	+	-†	+	+	T63	+	+	+	+	+	+	+	+	+	+	-†	+	+
T15	+	+	+	+	+	+	+	+	-†	+	+	T64	+	+	+	+	+	+	+	+	+	+	-†	+	+
T16	+	+	+	+	+	+	+	+	-†	+	+	T65	+	+	+	+	+	+	+	+	+	+	-†	+	+
T21	+	+	+	+	+	+	+	+	-†	+	+	T66	+	+	+	+	+	+	+	+	+	+	-†	+	+
T22	+	+	+	+	+	+	+	+	-†	+	+	v070	+	+	+	+	+	-	-	-	-	-	+	-	
T23	+	+	+	+	+	+	+	+	-†	+	+	v075	+	+	+	+	+	-	-	-	-	-	+	-	
T24	+	+	+	+	+	+	+	+	-†	+	+	v080	+	+	+	+	+	-	-	-	-	-	+	-	
T25	+	+	+	+	+	+	+	+	-†	+	+	v090	+	+	+	+	+	-	-	-	-	-	+	-	
T26	+	+	+	+	+	+	+	+	-†	+	+	v100	+	+	+	+	+	-	-	-	-	-	+	-	
T31	+	+	+	+	+	+	+	+	-†	+	+	v105	+	+	+	+	+	-	-	-	-	-	+	-	
T32	+	+	+	+	+	+	+	+	-†	+	+	v110	+	+	+	+	+	-	-	-	-	-	+	-	
T33	+	+	+	+	+	+	+	+	-†	+	+	Z	-	-	-	-	-	-	-	-	-	-	-	+	
T34	+	+	+	+	+	+	+	+	-†	+	+	ZR1a	-	-	-	-	+	-	-	-	-	-	-	+	
T35	+	+	+	+	+	+	+	+	-†	+	+	ZR1b	-	-	-	-	+	-	-	-	-	-	-	+	
T36	+	+	+	+	+	+	+	+	-†	+	+	ZR1c	-	-	-	-	-	-	+	-	+	+	+	-	

Continued on next page

TABLE III – continued from previous page

Model	SM1	SM2	SM3	SM4	PNM1	PNM2	MIX1	MIX2	MIX3	MIX4	MIX5	Model	SM1	SM2	SM3	SM4	PNM1	PNM2	MIX1	MIX2	MIX3	MIX4	MIX5
ZR2a	-	-	-	-	+	-	-	-	-	-	+	ZR3b	-	+	+	+	-	-	-	-	-	-	+
ZR2b	-	-	-	-	+	-	-	-	-	-	+	ZR3c	-	+	+	+	-	-	-	-	-	-	+
ZR2c	-	-	-	-	-	-	-	-	-	+	-	Zs	+	+	-	+	-	-	-	-	-	-	-
ZR3a	-	+	+	+	-	-	-	-	-	-	+	Zs*	+	+	-	+	-	-	-	-	-	-	-

TABLE IV: List of the Skyrme parameterizations and their compliance with macroscopic constraints used in this work. For SM1, SM2 and MIX1-5 we give the standard deviation; the constraint is satisfied if the standard deviation is less of equal one. For SM3, SM4, PNM1 and PNM2 we give the fraction of full density range in % in which the constraint is not satisfied. Letter L (H) indicates that the Skyrme prediction starts to fail in the beginning (end) of the density range. No indication of letters means that the model fails in the middle of the density range. For models that fail in 100%, the letter U (D) indicates that its curve is above (below) the band defined by the constraint. The [†] symbol marks a constraint which is the only one which is not satisfied (out of 11) by a particular Skyrme parameterization. For more details see text.

Model	SM1	SM2	SM3(%)	SM4(%)	PNM1(%)	PNM2(%)	MIX1	MIX2	MIX3	MIX4	MIX5
BSk1	0.04	-0.63	0	0	0	100D	-1.88	-2.82	1.30	0.69	1.70
BSk2	0.12	-0.64	0	0	0	100D	-1.80	-2.78	1.21	0.69	3.80
BSk2'	0.11	-0.64	0	0	0	100D	-1.80	-2.79	1.21	0.69	3.90
BSk3	0.16	-0.64	0	0	0	100D	-1.83	-2.85	1.18	0.69	4.40
BSk4	0.23	-0.67	2.0L	0	0	100D	-1.80	-2.53	1.26	0.54	2.00
BSk5	0.24	-0.66	2.7L	0	0	100D	-1.52	-2.03	1.19	0.31	1.20
BSk6	-0.03	-0.66	0	0	0	100D	-1.80	-2.29	1.43	0.54	0.90
BSk7	-0.02	-0.66	0	0	0	100D	-1.80	-2.22	1.43	0.54	0.80
BSk8	0.01	-0.66	0	0	2.4	100D	-1.80	-2.40	1.44	0.62	0.90
BSk9	0.04	-0.65	0	0	0	67.8L	-1.00	-1.09	1.26	0.00	0.30
BSk10	0.29	-0.66	9.6L	0	0	100D	-1.00	-1.15	1.06	-0.08	0.80
BSk11	0.27	-0.66	7.0L	0	0	100D	-1.00	-1.09	1.06	-0.08	0.70
BSk12	0.27	-0.66	6.9L	0	0	100D	-1.00	-1.11	1.06	-0.08	0.80
BSk13	0.27	-0.66	7.0L	0	0	100D	-1.00	-1.07	1.06	-0.15	0.70
BSk14	0.31	-0.68	11.4L	0	0	0.0	-1.00	-0.78	1.12	-0.23	0.60
BSk15	0.39	-0.67	14.6L	0	0	100D	-1.00	-1.36	1.14	0.08	0.80
BSk16	0.39	-0.67	14.0L	0	0	100D	-1.00	-1.28	1.14	0.00	0.70
BSk17	0.39	-0.67	14.0L	0	0	100D	-1.00	-1.21	1.14	0.00	0.70
BSk18	0.39	-0.67	14.1L	0	0	100D	-1.00	-1.21	1.15	0.00	0.70
BSk19	0.24	-0.80	23.6L	0	0	100D	-1.00	-1.45	1.15	0.15	1.90
BSk20	0.38	-0.84	30.6L	0	0	0.0	-1.00	-1.15	1.28	0.08	1.30
BSk21	0.53	-0.85	33.4L	0	0	17.1L	-1.00	-0.64	1.55	0.00	0.70
E	3.45	-1.27	100U	100U	100U	100D	-1.94	-4.96	0.91	1.46	-1.20
Es	0.62	-0.70	29.2L	0	100U	100D	-2.42	-5.27	1.43	2.00	-1.20
f-	0.00	-0.59	0	0	15.4L/11.2H	0	-0.20	-0.79	1.42	0.00	0.10
f+	0.00	-0.59	0	0	19.0L/25.8H	0	-0.20	-0.91	1.40	0.08	1.10
f0	0.00	-0.59	0	0	16.8L/18.8H	0	-0.20	-0.87	1.41	0.08	0.70
FPLyon	-0.43	-0.60	0	0	0	8.2L	-0.63	-0.85	1.30	-0.08	0.20
Gs	0.24	-0.70	7.8L	0	90.2H	0	-0.55	1.96	0.81	-1.46	0.40
GS1	0.17	0.22	92.3H	0.7H	0	0	-1.46	-0.43	1.96	-0.38	0.20
GS2	2.34	-0.76	50.5L	43.6L/16.6	0	11.8L	-2.62	-1.54	1.18	-0.08	1.30
GS3	5.66	-2.26	100U	100U	0	100D	-4.40	-3.25	0.93	0.46	93.00
GS4	0.17	0.29	100D	10.9H	0	100D	-7.87	-4.26	2.32	2.23	1.00
GS5	2.31	-0.68	40.9L	31.4L/5.2	0	100D	-5.52	-3.90	1.72	1.23	-0.90
GS6	5.70	-2.17	100U	100U	0	100D	-7.27	-5.61	1.92	2.54	-1.30
GSkI	0.01	-0.59	0	0	0	0.7L	-0.19	0.30	1.04 [†]	-0.62	0.20
GSkII	0.11	-0.60	0	0	0	4.0	-0.80	-0.52	1.03 [†]	-0.38	0.90

Continued on next page

TABLE IV – continued from previous page

Model	SM1	SM2	SM3(%)	SM4(%)	PNM1(%)	PNM2(%)	MIX1	MIX2	MIX3	MIX4	MIX5
KDE	-0.20	-0.64	0	0	0	0	-0.21	-0.92	1.27 [†]	0.00	0.30
KDE0v	-0.04	-0.65	0	0	0	0	0.19	-0.71	1.15 [†]	-0.08	0.40
KDE0v1	-0.08	-0.63	0	0	0	0	0.83	-0.18	1.05 [†]	-0.23	0.30
LNS	-0.64	-0.63	0	0	0	0	0.37	0.19	0.94	-0.54	0.60
MSk1	0.12	-0.64	0.0	0	0	100D	-1.00	-1.34	1.12	0.00	0.40
MSk2	0.06	-0.63	0.0	0	0	100D	-1.00	-1.37	1.12	0.08	0.40
MSk3	0.11	-0.64	0.0	0	0	100D	-1.80	-2.83	1.30	0.77	2.00
MSk4	0.04	-0.63	0.0	0	0	100D	-1.80	-2.82	1.29	0.69	1.70
MSk5	0.04	-0.63	0.0	0	0	100D	-1.80	-2.80	1.29	0.69	1.60
MSk5*	0.46	-0.71	14.9L	0	6.4H	100D	-1.80	-2.83	1.25	0.69	5.40
MSk6	0.04	-0.63	0.0	0	0	100D	-1.80	-2.69	1.29	0.69	1.30
MSk7	0.04	-0.63	0.0	0	0	100D	-1.82	-2.70	1.29	0.69	1.30
MSk8	-0.02	-0.62	0	0	0	100D	-1.83	-2.76	1.29	0.69	1.30
MSk9	0.11	-0.64	0	0	0	100D	-1.80	-2.65	1.29	0.62	1.30
MSkA	2.78	-1.12	100U	100U	0	48.4L	-0.86	-0.05	0.58	-0.62	0.70
MSL0	0.00	-0.64	0	0	0	0	-1.00	0.11	1.06 [†]	-0.69	0.60
NRAPR	-0.14	-0.67	0	0	0	0	0.11	0.09	0.93	-0.54	0.80
PRC45	4.59	-1.73	100U	100U	26.0H	100U	7.40	4.64	-1.91	-1.31	0.10
RATP	0.32	-0.70	16.3L	0	0	100D	-1.30	-1.42	1.17	0.08	1.70
Rs	0.25	-0.70	8.4L	0	86.4H	0	-0.67	1.58	0.85	-1.31	0.50
Sefm068	0.34	-0.71	17.8L	0.0	88.6H	100U	22.43	10.91	-3.22	-1.38	0.20
Sefm074	0.34	-0.70	17.2L	0.0	65.4	0.0	0.36	1.71	0.67	-1.23	0.50
Sefm081	0.23	-0.69	12.6L	0.0	80.2	15.4L	-0.70	1.19	0.87	-1.15	0.50
Sefm09	0.34	-0.70	17.3L	0.0	80.2H	59.4L	-1.89	0.66	1.07	-1.08	0.50
Sefm1	0.34	-0.71	17.8L	0.0	80.8H	38.8L	-3.08	0.09	1.28	-1.00	0.50
SGI	1.06	-0.80	37.6L	0	0	52.6L	-1.67	0.33	1.05	-0.85	0.70
SGII	-0.51	-0.64	0	0	0	100D	-2.27	-1.13	1.35	-0.15	1.10
SGOI	4.39	-1.47	100U	100U	10.0L/46.4H	100U	5.08	2.32	-1.02	-0.92	0.70
SGOII	0.78	-0.71	41.7L	0.0	100U	100U	24.59	10.45	-3.57	-1.23	0.30
SI	4.68	-1.70	100U	100U	10.0/71.2H	100D	-1.30	-3.15	0.50	0.54	25.20
SII	3.71	-1.43	100U	100U	0	0	0.66	-0.44	-0.01	-0.46	1.20
SIII	4.18	-1.60	100U	100U	0	100D	-1.74	-2.67	0.57	0.31	4.10
SIII*	4.37	-1.62	100U	100U	0.0	100D	-0.21	-1.63	0.14	-0.08	1.00
SIV	3.15	-1.26	100U	100U	0	54.7L	-0.51	0.31	0.32	-0.77	1.30
Sk1'	4.68	-1.70	100U	100U	0	0	-1.26	-1.26	0.41	-0.23	0.90
SK255	0.83	-0.70	28.7L	0	0	0.0	1.96	2.06	0.35	-1.15	0.50
SK272	1.38	-0.79	45.1L	0	0	0.0	1.96	1.87	0.26	-1.08	0.50
SkA	1.11	-0.80	39.6L	0	0	42.7L	0.16	0.92	0.64	-0.92	0.80
Ska25s20	-0.31	-0.57	0	0	0	0	0.51	0.32	0.95	-0.54	0.20
Ska35s15	0.30	-0.64	5.1L	0	0	100D	-0.78	-1.52	1.07	0.15	0.40
Ska35s20	0.34	-0.64	7.6L [†]	0	0	0	0.43	0.38	0.82	-0.62	0.20
Ska35s25	0.38	-0.64	8.5L	0	0	0	1.79	2.27	0.54	-1.23	0.10
Ska45s20	1.01	-0.74	33.6L	0	0	12.5L	0.36	0.46	0.68	-0.69	0.20

Continued on next page

TABLE IV – continued from previous page

Model	SM1	SM2	SM3(%)	SM4(%)	PNM1(%)	PNM2(%)	MIX1	MIX2	MIX3	MIX4	MIX5
SkB	1.11	-0.80	39.6L	0	26.8	24.1L	-3.45	-0.58	1.32	-0.69	1.30
SkI1	0.42	-0.71	21.2L	0	98.4H	100U	2.01	5.73	0.33	-2.46	0.10
SkI2	0.36	-0.72	15.3L	0	80.4H	71.0L/15.5H	0.35	2.57	0.81	-1.46	0.10
SkI3	0.94	-0.79	38.3L	0	0	100U	0.93	2.36	0.79	-1.23	0.00
SkI4	0.60	-0.74	28.5L	0	0	43.9L	-1.20	0.13	1.26	-0.54	0.10
SkI5	0.86	-0.80	33.9L	0	71.8	100U	1.66	3.96	0.53	-1.77	0.00
SkI6	0.61	-0.75	27.4L	0	0.0	55.3L	-1.04	0.07	1.25	-0.54	0.10
SkM	-0.45	-0.63	0	0	0	5.6	-0.70	-0.48	1.08	-0.38	0.90
SkM*	-0.45	-0.63	0	0	0	100D	-0.99	-0.68	1.12	-0.31	1.00
SkM1	-0.45	-0.63	0.0	0	100U	100D	-2.93	-5.19	1.68	2.15	-1.30
SkMP	0.03	-0.72	0	0	40.0	55.2L	-1.04	0.68	1.02	-0.92	0.70
SkO	-0.22	-0.61	0	0	64.0	57.1L	-0.21	1.17	0.96	-1.08	0.30
SkO'	-0.25	-0.62	0	0	0	23.6L [†]	-0.22	0.61	1.00	-0.77	0.30
SkP	-0.97	-0.53	0	0	0	100D	-1.00	-2.13	1.15	0.38	2.30
SKRA	-0.43	-0.64	0	0	0	0	-0.47	-0.28	1.04 [†]	-0.38	0.90
SkS1	-0.05	-0.63	0	0	0	100D	-1.50	-1.53	1.11	0.00	1.80
SkS2	-0.03	-0.63	0	0	0	100D	-1.31	-1.12	0.95	-0.23	2.00
SkS3	-0.04	-0.63	0	0	54.2	56.4H	-1.46	-0.35	0.95	-0.62	1.40
SkS4	-0.06	-0.63	0	0	0.0	100D	-1.66	-1.93	1.17	0.23	2.20
SkSC1	0.15	-0.64	2.5L	0	20.0L/67.8H	100D	-1.76	-3.21	1.31	0.92	5.00
SkSC2	0.17	-0.64	3.4L	0	0.0	100D	-3.10	-2.61	1.49	0.62	1.30
SkSC3	0.15	-0.64	2.3L	0	10.8H	100D	-2.20	-3.18	1.37	0.92	17.40
SkSC4	0.16	-0.64	2.7L	0	100U	100D	-1.48	-3.34	1.27	1.00	-6.70
SkSC4 _o	0.16	-0.64	3.0L	0	100U	100D	-2.20	-3.76	1.39	1.23	-1.50
SkSC5	0.15	-0.64	2.3L	0	100U	100D	-0.60	-3.61	1.14	1.08	-2.00
SkSC6	0.18	-0.64	4.1L	0	0	100D	-3.17	-2.61	1.50	0.62	1.30
SkSC10	0.20	-0.63	4.9L	0	0	100D	-3.87	-2.16	1.60	0.31	0.70
SkSC11	0.16	-0.64	2.7L	0	100U	100D	-1.48	-3.34	1.27	1.00	-6.70
SkSC14	0.18	-0.64	4.1L	0	0	100D	-1.00	-1.38	1.12	0.08	0.40
SkSC15	0.16	-0.64	3.3L	0	2.0H	100D	-1.80	-2.85	1.30	0.77	2.10
SkSP.1	0.00	-0.39	0	0	0	100D	-1.80	-2.82	1.28	0.69	12.20
SkT	3.45	-1.46	100U	100U	0	0	0.46	1.27	-0.03	-1.08	0.60
SkT1	0.21	-0.63	6.0L [†]	0	0	0	-0.19	-0.10	0.96	-0.46	0.30
SkT2	0.19	-0.63	5.4L [†]	0	0	0	-0.20	-0.10	0.96	-0.46	0.30
SkT3	0.19	-0.63	5.3L [†]	0	0	0	-0.40	-0.15	0.99	-0.46	0.30
SkT4	0.18	-0.63	0	0	0	0	1.10	1.97	0.68	-1.15	0.10
SkT5	-0.94	-0.53	0	0	90.2	0	1.80	2.25	0.84	-1.23	0.10
SkT6	0.20	-0.63	5.3L	0	0	100D	-1.01	-1.51	1.13	0.08	0.50
SkT7	0.19	-0.66	7.0L	0	0	100D	-1.19	-1.49	1.13	0.08	1.20
SkT8	0.19	-0.66	7.2L	0	0	100D	-1.03	-1.35	1.18	0.08	0.60
SkT9	0.16	-0.66	5.1L	0	0	100D	-1.10	-1.35	1.19	0.08	0.60
SkT1*	0.30	-0.62	11.7L [†]	0	0	0	-0.08	-0.08	0.94	-0.46	0.30
SkT3*	0.30	-0.62	11.7L [†]	0	0	0	-0.21	-0.09	0.96	-0.46	0.30

Continued on next page

TABLE IV – continued from previous page

Model	SM1	SM2	SM3(%)	SM4(%)	PNM1(%)	PNM2(%)	MIX1	MIX2	MIX3	MIX4	MIX5
SkT1a	0.21	-0.63	6.0L [†]	0	0	0	-0.19	-0.10	0.96	-0.46	0.30
SkT2a	0.19	-0.63	5.4L [†]	0	0	0	-0.20	-0.10	0.96	-0.46	0.30
SkT3a	0.19	-0.63	5.3L [†]	0	0	0	-.40	-0.15	0.99	-0.46	0.30
SkT4a	0.18	-0.63	0	0	0	0	1.18	2.01	0.67	-1.23	0.10
SkT5a	-0.94	-0.53	0	0	90.2	0	1.80	2.25	0.84	-1.23	0.10
SkT6a	0.20	-0.63	5.3L	0	0	100D	-1.01	-1.51	1.13	0.08	0.50
SkT7a	0.19	-0.66	7.0L	0	0	100D	-1.19	-1.49	1.13	0.08	1.20
SkT8a	0.19	-0.66	7.2L	0	0	100D	-1.03	-1.35	1.18	0.08	0.60
SkT9a	0.16	-0.66	5.1L	0	0	100D	-1.10	-1.35	1.19	0.08	0.60
SkTK	0.78	-0.71	41.7L	0.0	10.0L/38.8H	76.7L	1.23	-0.91	0.78	0.00	1.60
SKX	1.37	-0.81	45.4L	0	0	100D	-0.56	-1.38	0.78	0.00	1.30
SKXce	1.27	-0.81	43.3L	0	0	100D	-0.94	-1.36	0.84	-0.08	1.30
SKXm	0.27	-0.64	5.3L	0	0	100D	-0.52	-1.44	0.94	0.08	1.30
Skxs15	-0.96	-0.55	0	0	0	100D	-.25	-2.29	1.20	0.15	0.50
Skxs20	-0.94	-0.55	0	0	0	0	1.20 [†]	0.50	0.94	-0.54	0.30
Skxs25	-0.90	-0.55	0	0	30.2	5.3L/3.7	2.84	2.34	0.64	-1.08	0.20
Skz-1	0.00	-0.67	0	0	0	65.1H	-0.20	-0.21	0.74	-0.54	1.60
Skz0	0.00	-0.67	0	0	0	100D	-0.20	-1.27	0.87	0.00	2.30
Skz1	0.00	-0.67	0	0	0	100D	-0.20	-1.68	1.04	0.23	2.10
Skz2	0.00	-0.67	0	0	100U	100D	-0.20	-2.29	1.20	0.62	2.50
Skz3	0.00	-0.67	0	0	100U	100D	-0.20	-2.50	1.38	0.77	1.30
Skz4	0.00	-0.67	0	0	100U	100D	-0.20	-2.90	1.55	1.08	-0.70
SLy0	-0.01	-0.67	0	0	0	0	-0.21	-0.60	1.25 [†]	-0.08	0.30
SLy1	-0.01	-0.67	0	0	0	0	-0.20	-0.61	1.25 [†]	-0.08	0.30
SLy2	0.00	-0.67	0	0	0	0	-0.20	-0.59	1.24 [†]	-0.08	0.30
SLy230a	0.00	-0.67	0	0	100U	0	-0.20	-0.76	1.40	0.08	-0.20
SLy230b	0.00	-0.67	0	0	0	0	-0.20	-0.67	1.25 [†]	-0.08	0.30
SLy3	-0.02	-0.67	0	0	0	0	-0.21	-0.70	1.26 [†]	-0.08	0.30
SLy4	0.00	-0.67	0	0	0	0	-0.20	-0.67	1.25 [†]	-0.08	0.30
SLy5	0.00	-0.67	0	0	0	0	-0.20	-0.55	1.24 [†]	-0.15	0.30
SLy6	0.00	-0.68	0	0	0	0	-0.22	-0.59	1.25 [†]	-0.08	0.30
SLy7	-0.01	-0.68	0	0	0	0	-0.20	-0.61	1.25 [†]	-0.08	0.30
SLy8	0.00	-0.67	0	0	0	0	-0.20	-0.60	1.25 [†]	-0.08	0.30
SLy9	-0.01	-0.70	0	0	0	0	-0.21	-0.17	1.23 [†]	-0.31	0.20
SLy10	-0.01	-0.68	0	0	18.8L/29.6H	4.6L	-0.24	-1.08	1.30	0.15	0.30
SQMC1	3.29	-1.69	100U	100U	95.6H	100D	-1.13	-3.59	0.54	0.69	-7.20
SQMC2	3.34	-1.64	100U	100U	30.8H	100D	-1.52	-2.74	0.53	0.38	4.40
SQMC3	4.57	-1.66	100U	100U	100U	0.0	5.31	1.88	-1.18	-0.77	0.50
SQMC600	-0.43	-0.62	0.0	0	0	100D	0.75	-0.65	0.80	-0.15	1.30
SQMC650	-0.40	-0.65	0.0	0	0	0	0.46	-0.28	0.86	-0.31	1.00
SQMC700	-0.26	-0.66	4.1L	0	0	0	0.39	0.06	0.87	-0.46	0.90
SQMC750	-0.24	-0.67	7.9L	0	0	16.0L	0.50	0.37	0.86	-0.62	0.70
SSk	-0.02	-0.65	0	0	0	0	0.40	-0.29	1.12 [†]	-0.23	0.30

Continued on next page

TABLE IV – continued from previous page

Model	SM1	SM2	SM3(%)	SM4(%)	PNM1(%)	PNM2(%)	MIX1	MIX2	MIX3	MIX4	MIX5
SV	2.52	-1.05	100U	100U	0	100U	0.13	2.12	0.36	-1.38	1.10
SV-bas	0.11	-0.64	0	0	0	100D	-1.00	-1.42	1.04	0.00	1.30
SV-K218	-0.39	-0.59	0	0	0	100D	-1.00	-1.30	1.11	0.00	1.30
SV-K226	-0.14	-0.62	0	0	0	100D	-1.00	-1.33	1.08	0.00	1.30
SV-K241	0.37	-0.67	13.0L	0	0	100D	-1.00	-1.50	1.01	0.08	1.40
SV-kap00	0.11	-0.64	0	0	0	99.7L	-1.00	-1.03	1.19	-0.08	0.20
SV-kap02	0.11	-0.64	0	0	0	100D	-1.00	-1.25	1.12	0.00	0.70
SV-kap06	0.11	-0.64	0	0	0	100D	-1.00	-1.59	0.97	0.08	2.10
SV-mas07	0.12	-0.69	5.4L	0	0	0	-1.00	-0.33	1.21	-0.38	0.50
SV-mas08	0.10	-0.66	0	0	0	100D	-1.00	-0.99	1.12	-0.15	0.90
SV-mas10	0.14	-0.63	0	0	0	100D	-1.00	-1.66	0.99	0.08	1.70
SV-min	-0.27	-0.59	0	0	0	100D	-0.74	-0.73	1.14	-0.23	0.40
SV-sym28	0.36	-0.61	16.2L	0	0	100D	-1.61	-2.87	1.20	0.69	7.10
SV-sym32	0.13	-0.64	0	0	0	0	-0.20	-0.05	0.86	-0.54	0.80
SV-sym34	0.14	-0.64	0	0	17.6	45.5L	0.60	1.28	0.69	-1.00	0.50
SV-tls	0.11	-0.64	0	0	0	100D	-1.00	-1.38	1.04	0.00	1.30
SVI	4.45	-1.71	100U	100U	27.4H	100D	-2.25	-3.63	0.73	0.77	-4.00
SVII	4.55	-1.73	100U	100U	41.2H	100D	-2.22	-3.79	0.74	0.85	-2.70
T	0.19	-0.64	5.9L	0	0	100D	-1.66	-1.71	1.24	0.15	0.50
T11	0.00	-0.67	0	0	0	0	-0.20	-0.47	1.23 [†]	-0.15	0.30
T12	0.00	-0.67	0	0	0	0	-0.20	-0.48	1.23 [†]	-0.15	0.30
T13	0.00	-0.67	0	0	0	0	-0.20	-0.47	1.23 [†]	-0.15	0.30
T14	0.00	-0.67	0	0	0	0	-0.20	-0.47	1.23 [†]	-0.15	0.30
T15	0.00	-0.67	0	0	0	0	-0.20	-0.46	1.23 [†]	-0.15	0.30
T16	0.00	-0.67	0	0	0	0	-0.20	-0.47	1.23 [†]	-0.15	0.30
T21	0.00	-0.67	0	0	0	0	-0.20	-0.46	1.23 [†]	-0.15	0.30
T22	0.00	-0.67	0	0	0	0	-0.20	-0.47	1.23 [†]	-0.15	0.30
T23	0.00	-0.67	0	0	0	0	-0.20	-0.47	1.23 [†]	-0.15	0.30
T24	0.00	-0.67	0	0	0	0	-0.20	-0.45	1.23 [†]	-0.15	0.30
T25	0.00	-0.67	0	0	0	0	-0.20	-0.49	1.24 [†]	-0.15	0.30
T26	0.00	-0.67	0	0	0	0	-0.20	-0.51	1.24 [†]	-0.15	0.30
T31	0.00	-0.67	0	0	0	0	-0.20	-0.46	1.23 [†]	-0.15	0.30
T32	0.00	-0.67	0	0	0	0	-0.20	-0.43	1.23 [†]	-0.15	0.30
T33	0.00	-0.67	0	0	0	0	-0.20	-0.46	1.23 [†]	-0.15	0.30
T34	0.00	-0.67	0	0	0	0	-0.20	-0.44	1.23 [†]	-0.15	0.30
T35	0.00	-0.67	0	0	0	0	-0.20	-0.47	1.23 [†]	-0.15	0.30
T36	0.00	-0.67	0	0	0	0	-0.20	-0.50	1.24 [†]	-0.15	0.30
T41	0.00	-0.66	0.5L	0	0	0	-0.20	-0.41	1.22 [†]	-0.23	0.30
T42	0.00	-0.66	0.1L	0	0	0	-0.20	-0.41	1.22 [†]	-0.23	0.30
T43	0.00	-0.67	0	0	0	0	-0.20	-0.41	1.23 [†]	-0.23	0.30
T44	0.00	-0.67	0	0	0	0	-0.20	-0.44	1.23 [†]	-0.15	0.30
T45	0.00	-0.67	0	0	0	0	-0.20	-0.46	1.23 [†]	-0.15	0.30
T46	0.00	-0.67	0	0	0	0	-0.20	-0.45	1.23 [†]	-0.15	0.30

Continued on next page

TABLE IV – continued from previous page

Model	SM1	SM2	SM3(%)	SM4(%)	PNM1(%)	PNM2(%)	MIX1	MIX2	MIX3	MIX4	MIX5
T51	0.00	-0.66	0	0	0	0	-0.20	-0.41	1.22 [†]	-0.23	0.30
T52	0.00	-0.66	0	0	0	0	-0.20	-0.41	1.22 [†]	-0.23	0.30
T53	0.00	-0.67	0	0	0	0	-0.20	-0.44	1.23 [†]	-0.15	0.30
T54	0.00	-0.67	0	0	0	0	-0.20	-0.43	1.23 [†]	-0.15	0.30
T55	0.00	-0.67	0	0	0	0	-0.20	-0.43	1.23 [†]	-0.15	0.30
T56	0.00	-0.67	0	0	0	0	-0.20	-0.44	1.23 [†]	-0.15	0.30
T61	0.00	-0.66	0.3L	0	0	0	-0.20	-0.40	1.22 [†]	-0.23	0.30
T62	0.00	-0.66	0.4L	0	0	0	-0.20	-0.43	1.22 [†]	-0.15	0.30
T63	0.00	-0.66	0.3L	0	0	0	-0.20	-0.39	1.22 [†]	-0.23	0.30
T64	0.00	-0.67	0	0	0	0	-0.20	-0.42	1.23 [†]	-0.15	0.30
T65	0.00	-0.67	0	0	0	0	-0.20	-0.42	1.23 [†]	-0.15	0.30
T66	0.00	-0.67	0	0	0	0	-0.20	-0.43	1.23 [†]	-0.15	0.30
v070	0.03	-0.63	0	0	4.0H	100D	-1.81	-3.41	1.13	0.92	15.50
v075	0.04	-0.63	0	0	0	100D	-1.80	-3.24	1.16	0.85	44.70
v080	0.04	-0.63	0	0	0	100D	-1.80	-3.10	1.19	0.77	17.10
v090	0.04	-0.63	0	0	0	100D	-1.80	-2.94	1.24	0.77	5.20
v100	0.04	-0.63	0	0	0	100D	-1.80	-2.74	1.27	0.69	1.90
v105	0.04	-0.63	0	0	0	100D	-1.80	-2.83	1.29	0.69	1.70
v110	0.04	-0.63	0	0	0	100D	-1.80	-2.81	1.31	0.69	1.10
Z	3.34	-1.27	100U	100U	100U	100D	-2.27	-5.98	1.01	1.92	-0.70
ZR1a	5.62	-1.77	100U	100U	0	100D	-9.06	-6.42	2.41	4.62	-0.30
ZR1b	5.62	-1.77	100U	100U	2.4L	100D	-5.60	-4.98	1.54	1.69	-0.50
ZR1c	5.62	-1.77	100U	100U	100U	100D	-.40	-2.81	0.24	0.38	2.00
ZR2a	3.16	-1.03	100U	100U	0	100D	12.35	-7.80	3.18	39.08	-0.20
ZR2b	3.16	-1.03	100U	100U	0	100D	-8.22	-6.08	2.31	4.00	-0.30
ZR2c	3.16	-1.03	100U	100U	100U	100D	-2.03	-3.50	1.01	0.85	-3.00
ZR3a	-1.04	-0.45	0	0	100D	100D	68.58	31.25	10.90	-2.08	0.00
ZR3b	-1.04	-0.45	0	0	99.6H	100D	53.18	24.83	8.75	-2.31	0.00
ZR3c	-1.04	-0.45	0	0	91.2H	100D	30.08	15.20	5.53	-3.31	-0.10
Zs	0.11	-0.66	9.0L	0	100U	100D	-2.32	-4.85	1.52	1.85	-1.50
Zs*	0.16	-0.66	10.5L	0	100U	100D	-1.48	-3.47	1.31	1.08	10.10

TABLE V: Number of Skyrme models consistent with individual macroscopic constraints.

Constraints	SM1	SM2	SM3	SM4	PNM1	PNM2	MIX1	MIX2	MIX3	MIX4	MIX5
No CSkP	202	214	145	211	186	94	139	102	65	198	159

 TABLE VI: Parameters of the Skyrme interactions consistent with the macroscopic constraints. t_0 in MeV.fm³, t_1, t_2 in MeV.fm⁵; t_{3i} in MeV.fm^{3+3 σ_i} . x_0, x_1, x_2, x_{3i} , and σ_i are dimensionless. For all parameterizations $t_4 = x_4 = 0$ and $t_5 = x_5 = 0$.

Skyrme	t_0	t_1	t_2	t_{31}	t_{32}	t_{33}	x_0	x_1	x_2	x_{31}	x_{32}	x_{33}	σ_1	σ_2	σ_3
GSKI	-1855.5	397.2	264.6	13858.0	-2694.1	-319.9	0.12	-1.76	-1.81	0.13	-1.19	-0.46	0.33	0.67	1.00
GSKI	-1856.0	393.1	266.1	13842.9	-2689.7	-	0.09	-0.72	-1.84	-0.10	-0.35	-	0.33	0.67	-
KDE0v1	-2553.1	411.7	-419.9	14603.6	-	-	0.65	-0.35	-0.93	0.95	-	-	0.17	-	-
LNS	-2485.0	266.7	-337.1	14588.2	-	-	0.06	0.66	-0.95	-0.03	-	-	0.17	-	-
MSL0	-2118.1	395.2	-64.0	12875.7	-	-	-0.07	-0.33	1.36	-0.23	-	-	0.24	-	-
NRAPR	-2719.7	417.6	-66.7	15042.0	-	-	0.16	-0.05	0.03	0.14	-	-	0.14	-	-
Ska25s20	-2180.5	281.5	-160.4	14577.8	-	-	0.14	-0.80	0.00	0.06	-	-	0.25	-	-
Ska35s20	-1768.8	263.9	-158.3	12904.8	-	-	0.13	-0.80	0.00	0.01	-	-	0.35	-	-
SKRA	-2895.4	405.5	-89.1	16660.0	-	-	0.08	0.00	0.20	0.00	-	-	0.14	-	-
SkT1	-1794.0	298.0	-298.0	12812.0	-	-	0.15	-0.50	-0.50	0.09	-	-	0.33	-	-
SkT2	-1791.6	300.0	-300.0	12792.0	-	-	0.15	-0.50	-0.50	0.09	-	-	0.33	-	-
SkT3	-1791.8	298.5	-99.5	12794.0	-	-	0.14	-1.00	1.00	0.08	-	-	0.33	-	-
Skxs20	-2885.2	302.7	-323.4	18237.5	-	-	0.14	-0.26	-0.61	0.05	-	-	0.17	-	-
SQMC650	-2462.7	436.1	-151.9	14154.5	-	-	0.13	0.00	0.00	0.00	-	-	0.17	-	-
SQMC700	-2429.1	371.0	-96.7	13773.6	-	-	0.10	0.00	0.00	0.00	-	-	0.16	-	-
SV-sym32	-1883.3	319.2	197.3	12559.5	-	-	0.01	-0.59	-2.17	-0.31	-	-	0.30	-	-

TABLE VII: Properties of nuclear matter at saturation as calculated using the Skyrme parameterizations consistent with the macroscopic constraints. All entries are in MeV except for dimensionless $\frac{S(\rho_0/2)}{J}$, $\frac{3P_{\text{PNM}}}{L\rho_0}$ and m^* .

Model	ρ_0	E_0	K_0	K'	J	L	K_{vs}	$\frac{S(\rho_0/2)}{J}$	$\frac{3P_{\text{PNM}}}{L\rho_0}$	m^*
GSkI	0.159	-16.02	230.21	405.58	32.03	63.45	-364.19	0.62	1.02	0.78
GSkII	0.159	-16.12	233.40	398.73	30.49	48.63	-366.54	0.65	1.09	0.79
KDE0v1	0.165	-16.23	227.54	384.86	34.58	54.69	-362.78	0.67	1.03	0.74
LNS	0.175	-15.32	210.78	382.55	33.43	61.45	-384.55	0.63	1.06	0.83
MSL0	0.160	-16.00	230.00	380.32	30.00	60.00	-360.11	0.61	1.06	0.80
NRAPR	0.161	-15.85	225.65	362.54	32.78	59.63	-385.32	0.63	1.08	0.69
Ska25s20	0.161	-16.07	220.75	413.45	33.78	63.81	-381.56	0.63	1.02	0.98
Ska35s20	0.158	-16.08	240.27	378.65	33.57	64.83	-407.11	0.62	1.02	1.00
SKRA	0.159	-15.78	216.98	378.76	31.32	53.04	-364.92	0.65	1.09	0.75
SkT1	0.161	-15.98	236.16	383.52	32.02	56.18	-380.68	0.64	1.03	1.00
SkT2	0.161	-15.94	235.73	382.67	32.00	56.16	-380.48	0.64	1.03	1.00
SkT3	0.161	-15.95	235.74	382.70	31.50	55.31	-374.14	0.64	1.03	1.00
Skxs20	0.162	-15.81	201.95	425.56	35.50	67.06	-383.37	0.63	1.03	0.96
SQMC650	0.172	-15.57	218.11	376.75	33.65	52.92	-399.28	0.66	1.10	0.78
SQMC700	0.171	-15.49	222.20	369.94	33.47	59.06	-396.85	0.64	1.09	0.76
SV-sym32	0.159	-15.94	233.81	380.11	32.00	57.07	-398.44	0.63	1.08	0.90

TABLE VIII: Selected properties on nuclear matter as predicted by consistent Skyrme parameterizations at $3\rho_0$. $L(\rho_0)$ is included for a comparison. All quantities are in MeV except for m^* , which is dimensionless.

Force	m^*	S	$L(\rho_0)$	$L(3\rho_0)$	K_{sym}	Q_{sym}
GSkI	0.536	60.92	63.45	89.71	-253.92	947.56
GSkII	0.557	36.42	48.63	-69.49	-731.84	1226.76
KDE0v1	0.493	55.31	54.69	53.66	-192.75	1366.50
LNS	0.612	54.15	61.45	23.06	-515.88	1027.81
MSL0	0.571	53.91	60.00	50.80	-424.29	776.89
NRAPR	0.430	53.38	59.63	27.72	-468.17	1024.00
Ska25s20	0.942	58.41	63.81	51.87	-411.53	1047.02
Ska35s20	1.000	57.75	64.83	43.51	-473.55	1027.22
SKRA	0.748	44.07	53.04	-22.54	-596.94	1093.69
SkT1	1.000	48.17	56.18	-0.31	-527.96	1158.54
SkT2	1.000	48.17	56.16	-0.14	-527.25	1157.11
SkT3	1.000	47.53	55.31	0.78	-515.94	1134.50
Skxs20	0.899	61.70	67.06	56.83	-428.23	1058.16
SQMC650	0.779	33.65	52.92	-76.28	-173.15	349.74
SQMC700	0.507	49.98	59.06	-6.52	-603.34	1109.31
SV-sym32	0.749	44.14	57.07	-42.43	-759.99	1060.52

TABLE IX: Relevant combinations of Skyrme parameters of consistent Skyrme parameterizations: $C_o^{\rho'}$, and $C_1^{\rho'}$ are given in $\text{MeV}\cdot\text{fm}^3$; $C_o^{\tau'}$, and $C_1^{\tau'}$ in $\text{MeV}\cdot\text{fm}^5$; Θ'_s , Θ'_v , Θ'_{sym} and Θ'_n in $\text{MeV}\cdot\text{fm}^5$ [45]. For full explanation, see text.

Force	$C_o^{\rho'}$	$C_1^{\rho'}$	$C_o^{\tau'}$	$C_1^{\tau'}$	Θ'_s	Θ'_v	Θ'_{sym}	Θ'_n
GSkI	-279.2	68.2	37.6	19.3	602.3	147.2	-763.6	455.28
GSkII	-276.9	154.3	34.7	-33.6	554.6	546.4	530.1	8.17
KDE0v1	-282.5	81.6	43.3	14.5	692.3	229.8	-695.0	462.4
LNS	-250.3	137.9	25.0	-19.5	400.8	356.4	267.6	44.4
MSL0	-272.7	132.7	32.4	-23.1	518.4	444.3	296.2	74.0
NRAPR	-297.7	143.5	57.0	-28.0	912.2	680.1	215.7	232.2
Ska25s20	-240.9	131.2	2.6	0.5	42.3	16.9	-33.8	25.4
Ska35s20	-240.5	135.4	0.0	0.0	-0.12	-0.04	-0.1	-0.07
SKRA	-283.8	152.5	43.7	-33.1	699.7	615.0	445.5	84.7
SkT1	-237.1	122.3	0.0	0.0	0.0	0.0	0.0	0.0
SkT2	-236.9	122.1	0.0	0.0	0.0	0.0	0.0	0.0
SkT3	-236.9	119.0	0.0	0.0	0.0	0.0	0.0	0.0
Skxs20	-240.6	148.9	4.8	-4.9	76.9	77.7	79.4	-0.8
SQMC650	-263.8	168.0	34.3	-36.8	548.6	568.3	607.8	-19.7
SQMC700	-269.6	150.6	39.3	-29.2	629.5	548.6	386.8	80.9
SV-sym32	-253.7	181.6	14.5	-37.4	232.0	415.3	781.8	-183.3

TABLE X: Brief compilation of methods used in fitting of the Skyrme interactions consistent with the macroscopic constraints and main data used in the fit. For full explanation and details, see original papers.

Force	Method	Data used for fit
GSkI,GSkII	simulated annealing method	ground state properties of normal and exotic nuclei: binding energies, charge radii, radii for $1d_{5/2}$ and $1f_{7/2}$ neutron orbits in ^{17}O and ^{41}Ca , breathing mode energies for ^{90}Zr and ^{208}Pb , single-particle energies in ^{208}Pb , EoS of pure neutron matter [209]
KDE0v1	simulated annealing method	ground state properties of normal and exotic nuclei: binding energy, charge radii and spin-orbit splitting, radii for $1d_{5/2}$ and $1f_{7/2}$ neutron orbits in ^{17}O and ^{41}Ca , breathing mode energies, critical density ρ_{cr} , positive slope of the symmetry energy up to $3\rho_0$, enhancement factor associated with GDR, Landau parameter G'_0
LNS	Brueckner-Hartree-Fock with 2- and 3-body forces (homogeneous matter) Hartree-Fock (finite nuclei)	nucleon effective mass in SNM and ANM, energy per particle in SNM and ANM as function of density and proton neutron asymmetry; constraint on the Landau parameter G_0 , surface properties of selected magic and semi-magic nuclei, spin-orbit splitting $_{1/2}\text{-p}_{3/2}$ in ^{16}O
MSL0	MSL [108] model	nuclear matter properties: ρ_0 , E_0 , K_0 , $m_{s,o}^*$, $m_{v,o}^*$, J , L , G_S , G_V [101]; surface symmetry energy, Landau parameters $G_0(\rho_0)$, $G_1(\rho_0)$, $G'_0(\rho_0)$, $G'_1(\rho_0)$
NRAPR	APR and Skyrme EoS of NM (a comparison)	density dependence of effective masses as predicted by APR, spin-orbit splitting from charge radii and binding energies of ^{208}Pb , ^{90}Zr , ^{90}Ca
Ska25s20 Ska35s20	Hartree-Fock	binding energy, charge radii and single-particle energies Friedman-Pandharipande EoS
SKRA	Brueckner-Hartree-Fock with relativistic corrections and 3-body forces	nuclear matter properties: ρ_0 , E_0 , K_0 , ground state properties of finite nuclei
SkT1	Hartree-Fock	nuclear masses and radii
SkT2	Extended Thomas-Fermi	liquid drop mass formula constraints
SkT3		The same as SkT1 + increase spin-orbit strength
Skxs20	Hartree-Fock	The same as SkT1 + change in gradient symmetry term
		binding energy of doubly magic and semi-magic nuclei, rms charge radii, single-particle energies, binding energy difference ^{48}Ni - ^{48}Ca , effective mass constrained to be close to unity up to $10\rho_0$
SQMC650,700	Quark-Meson Coupling model Hartree-Fock	comparison for the Skyrme (SkM*) and QMC Hamiltonians; free parameter: mass of the σ meson 650 and 700 MeV
SV-sym32	Hartree-Fock	properties of finite nuclei (energies, radii and surface thickness), energies of giant resonances, systematic variations of selected nuclear matter properties

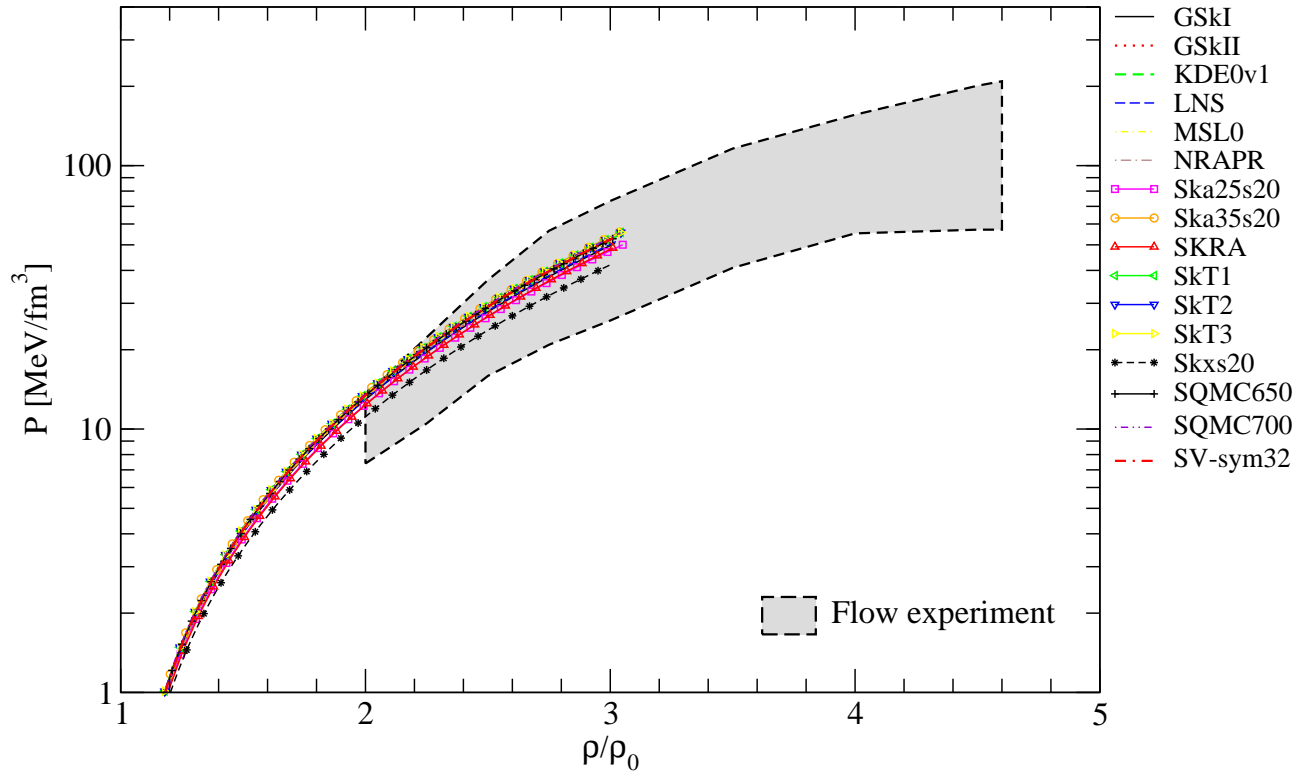


FIG. 1: (color online) Constraint **SM3**: Pressure in SNM as a function of density up to $3\frac{\rho}{\rho_0}$ as predicted by consistent Skyrme parameterizations. The shaded area in the region $2 < \frac{\rho}{\rho_0} < 4.6$ is taken from Ref. [78].

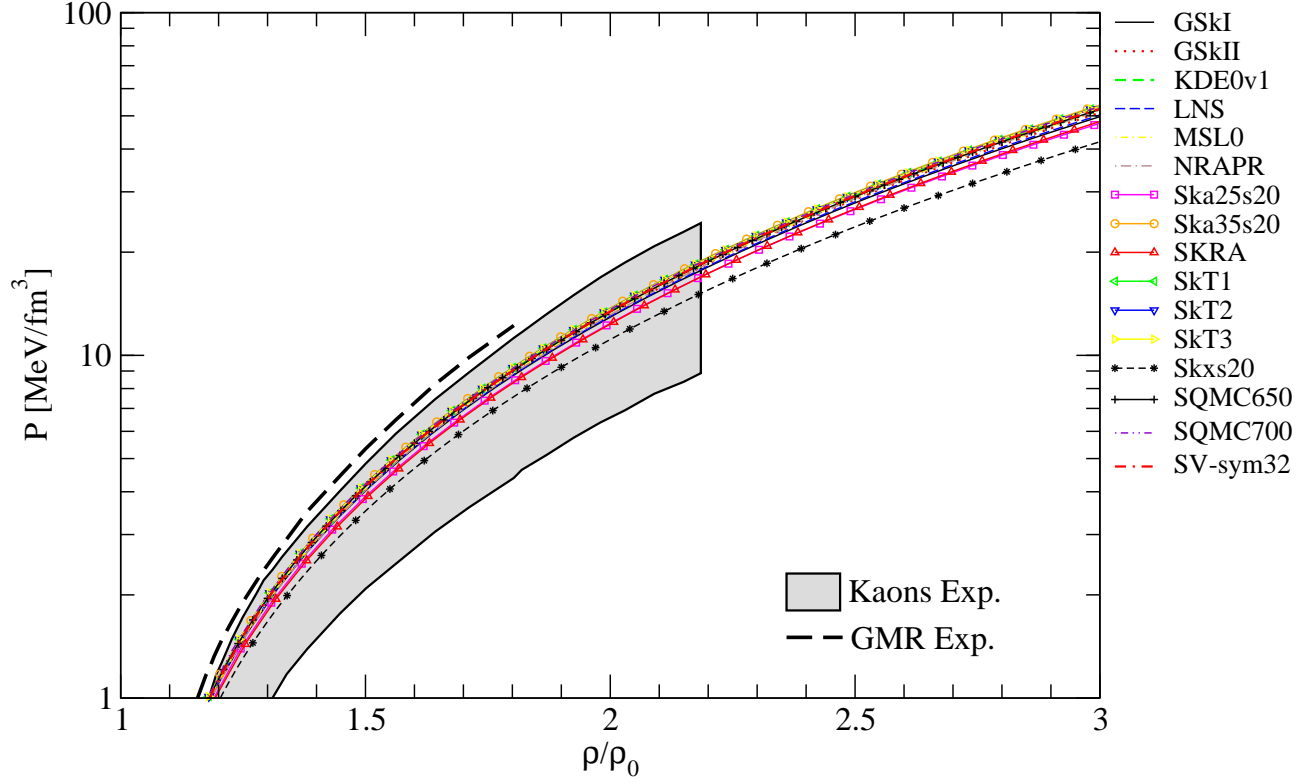


FIG. 2: (color online) Constraint **SM4**: Pressure in symmetric nuclear matter as a function of density in the region $1.2 < \frac{\rho}{\rho_0} < 2.2$. The shaded area represents an educated guess discussed in Ref. [80] around the pressure-density relation available from kaon production data [81]. Dashed line extrapolates the pressures consistent with GMR data to higher densities in the region $1.2 < \frac{\rho}{\rho_0} < 1.7$.

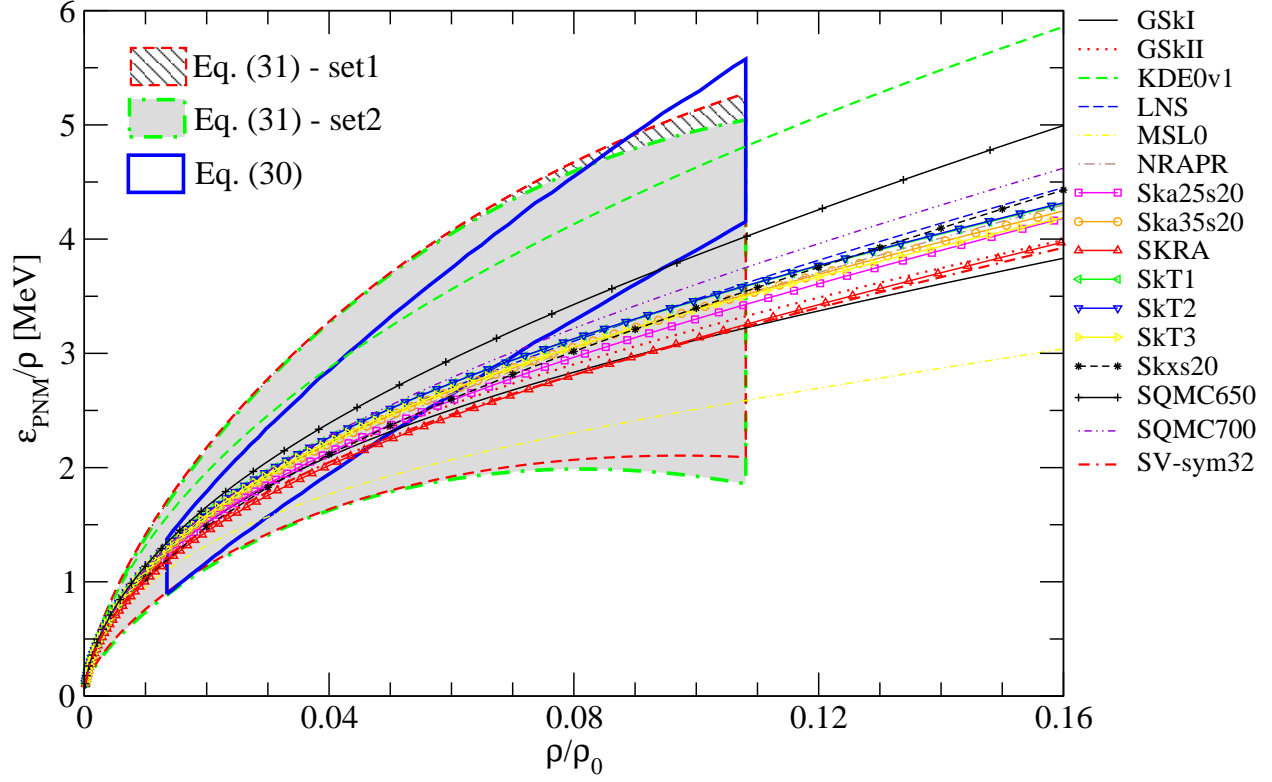


FIG. 3: (color on line) Constraint **PNM1**: Energy per particle in PNM as a function of density. The grey bands were based on the Ref. [40] for two different parameterizations (dashed red and dashed-dot green lines). The region inside the solid blue line illustrates the universal limit constraint given by Eq. (30) [39]. For more explanation see text.

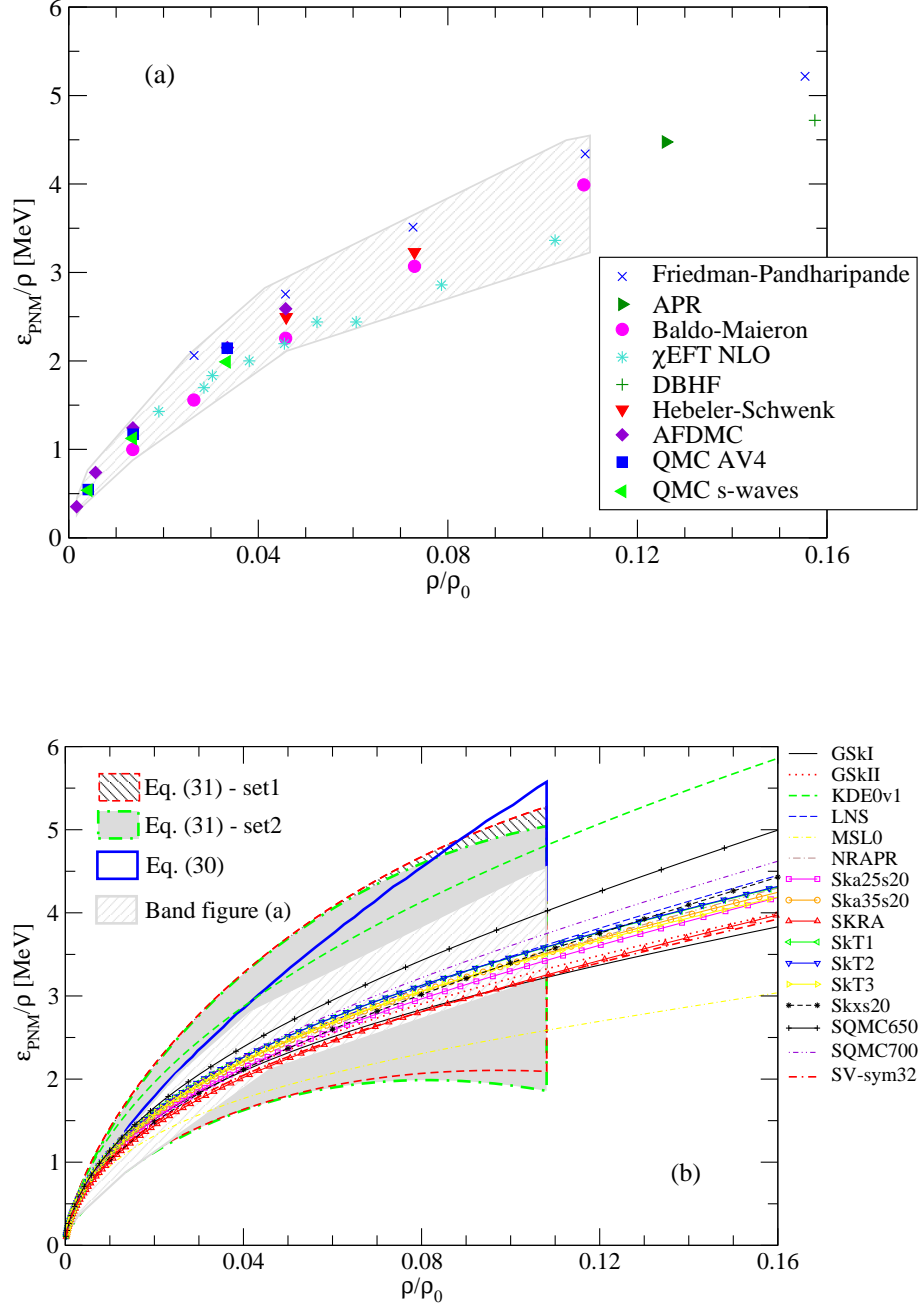


FIG. 4: (color online) EoS of low density pure neutron matter: (a) band defined by results of theoretical calculations summarized in Ref. [42]. See the reference for explanation of the legend. (b) the same as in Fig. 3, but with the additional band (a) included.

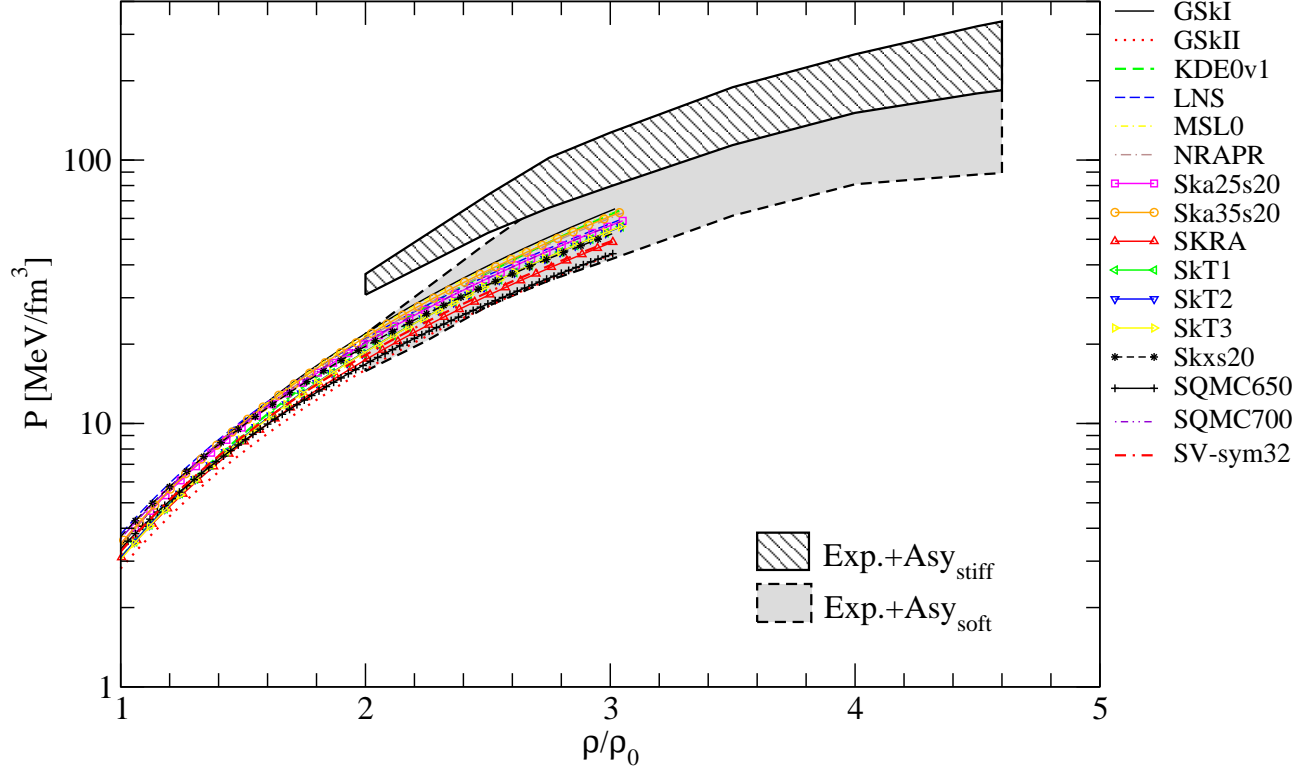


FIG. 5: (color online). Constraint **PNM2**: Pressure in the PNM as a function of density as calculated by consistent Skyrme parameterizations up to $3\frac{\rho}{\rho_0}$. The bands are in the region $2 < \frac{\rho}{\rho_0} < 4.6$. For detailed explanation see Ref. [110].

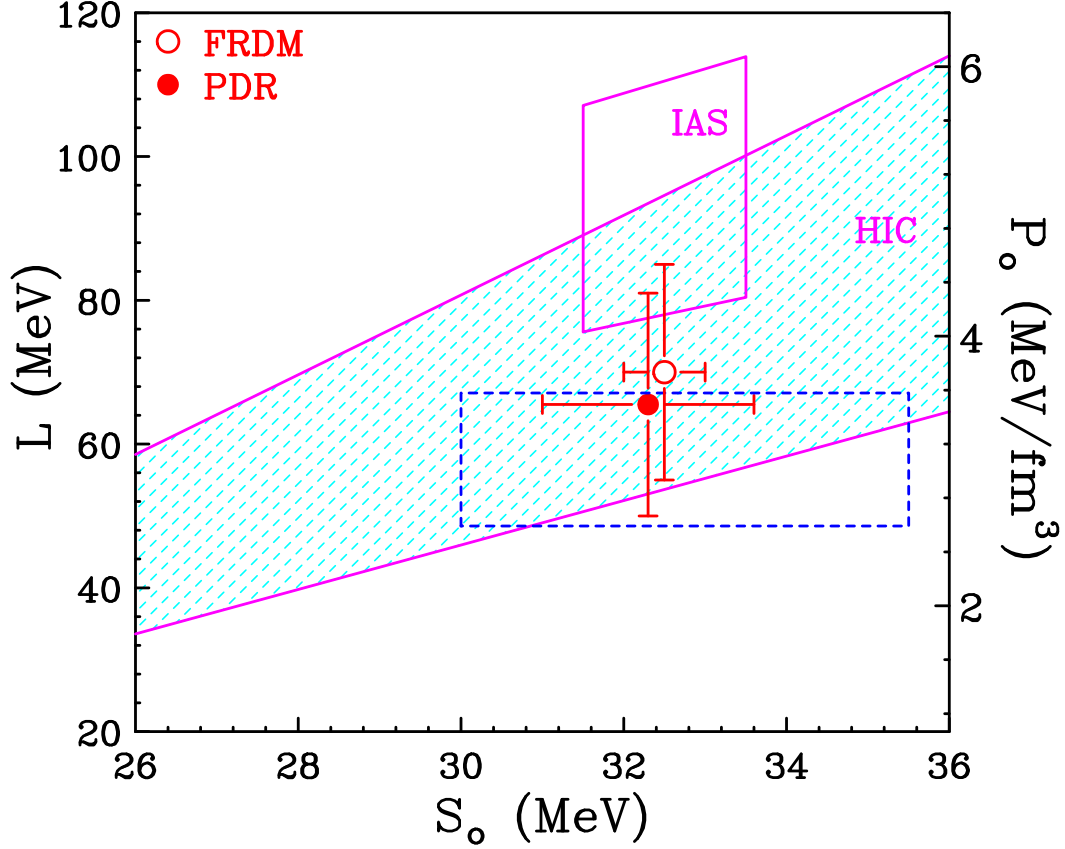


FIG. 6: (color online) Constraints on symmetry energy S_0 its first derivative L and $P_0 = P_{\text{PNM}}(\rho_0)$, all at saturation density, as derived from HIC [90], PDR [91, 93], IAS [95] and FRDM [89]. Predictions of the consistent Skyrme parameterizations lie all within the blue dashed rectangle. For full explanation see text and [97].

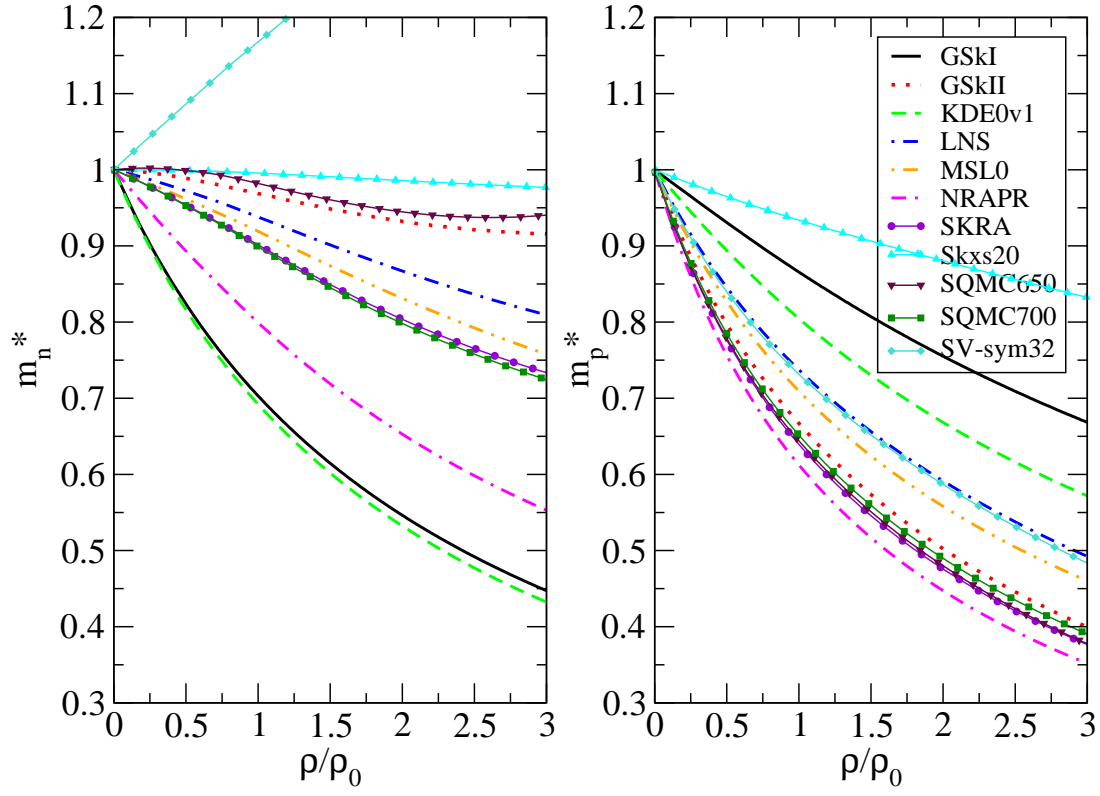


FIG. 7: (color online) Density dependence of neutron (left panel) and proton (right panel) effective mass in β -equilibrium matter as calculated by Skyrme interactions consistent with the macroscopic constraints. For more detail see text.

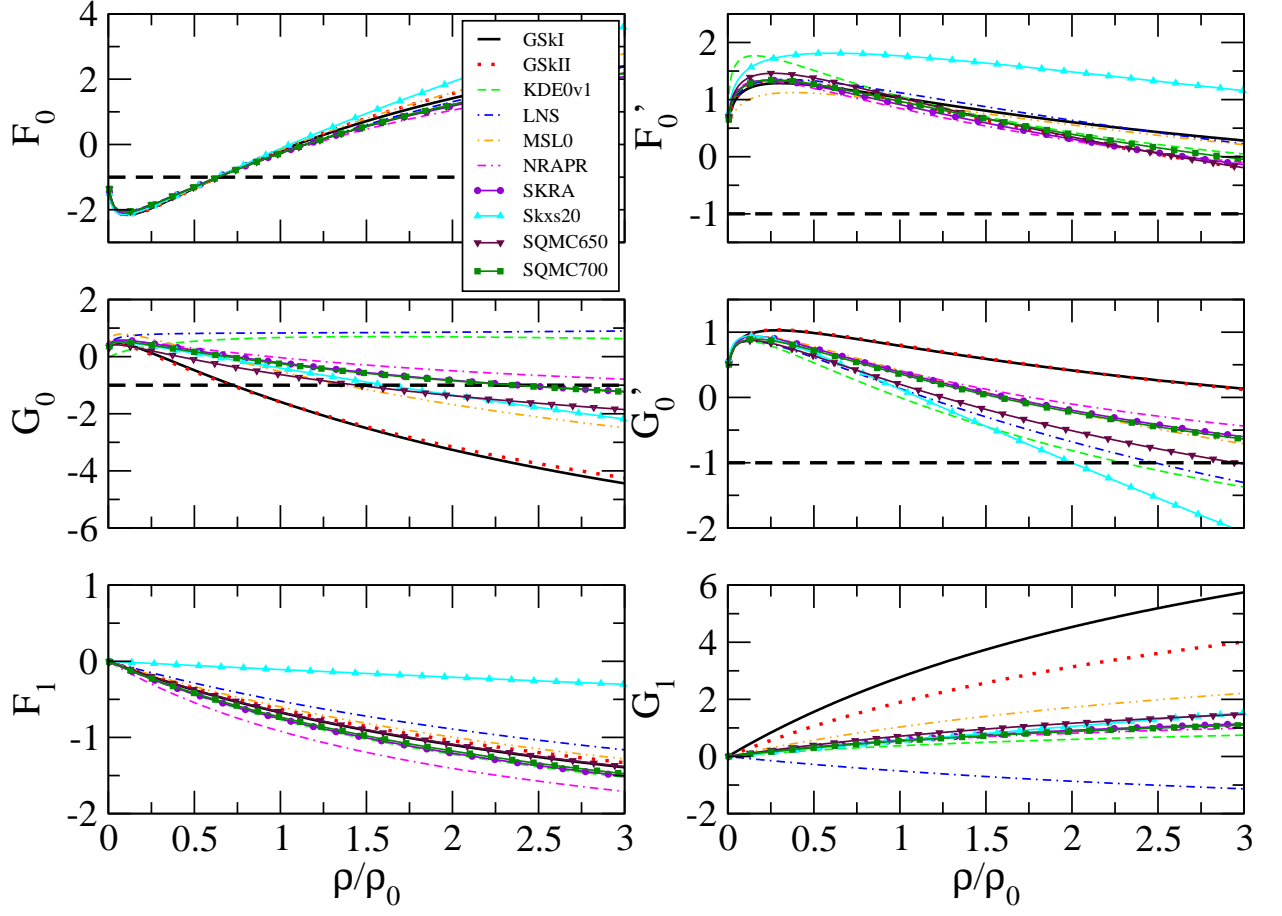


FIG. 8: (color online) Landau parameters calculated by CSkP sets, which passed microscopic constraints derived from the effective mass considerations, in SNM. See text for more explanation.

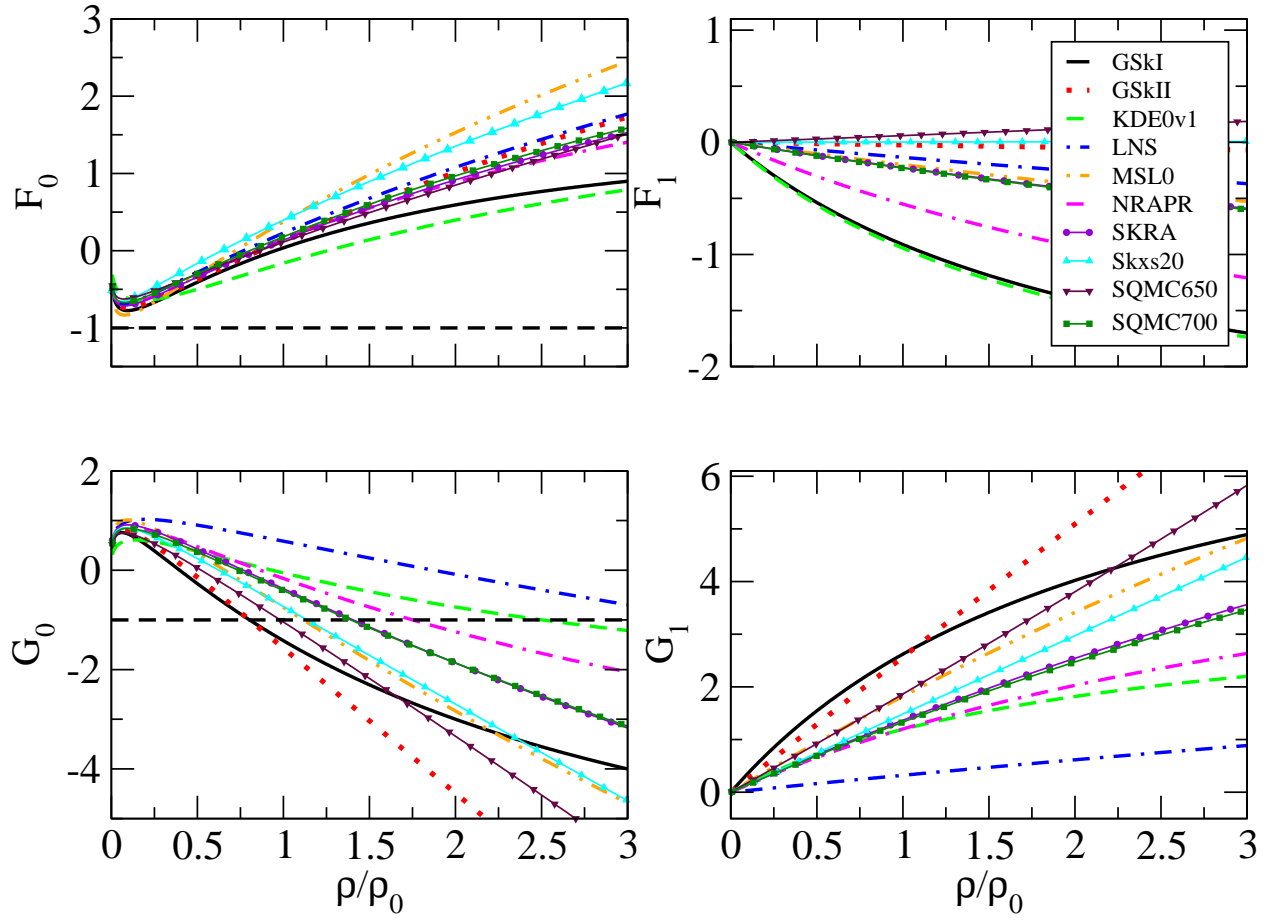


FIG. 9: (color online) The same as Fig. 8, but for PNM.

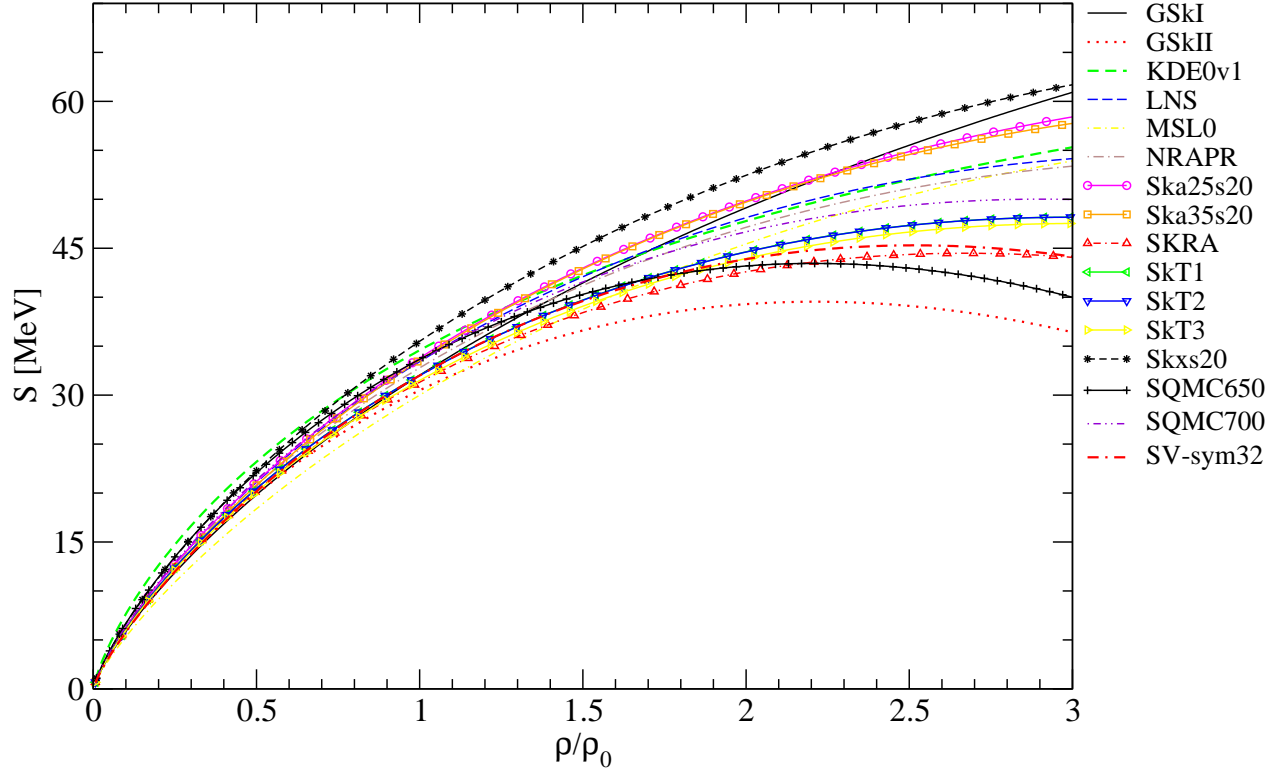


FIG. 10: (color online) Density dependence of the symmetry energy S as a function of $\frac{\rho}{\rho_0}$ as calculated by Skyrme interactions consistent with macroscopic constraints.

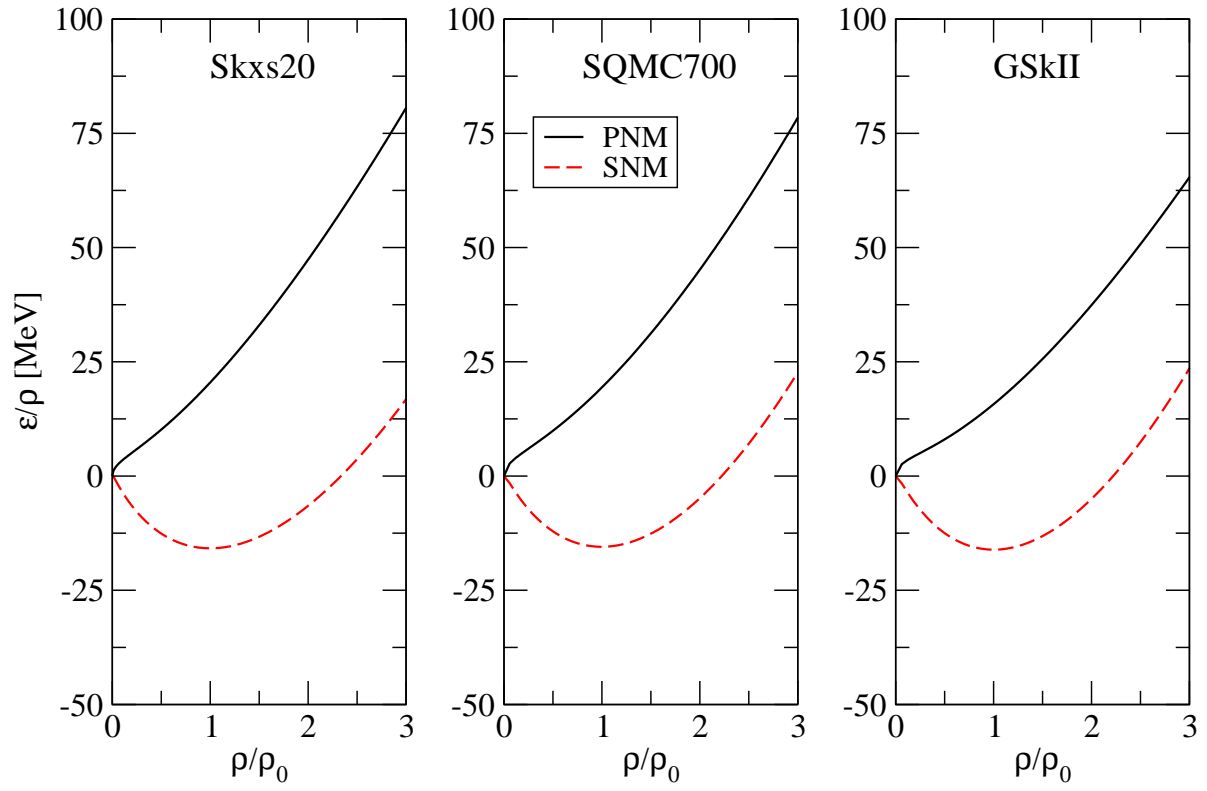


FIG. 11: (color online) Energy per particle in PNM and SNM a function of particle number density ρ for three selected Skyrme parameterizations Skxs20, SQMC700 and GSkII.

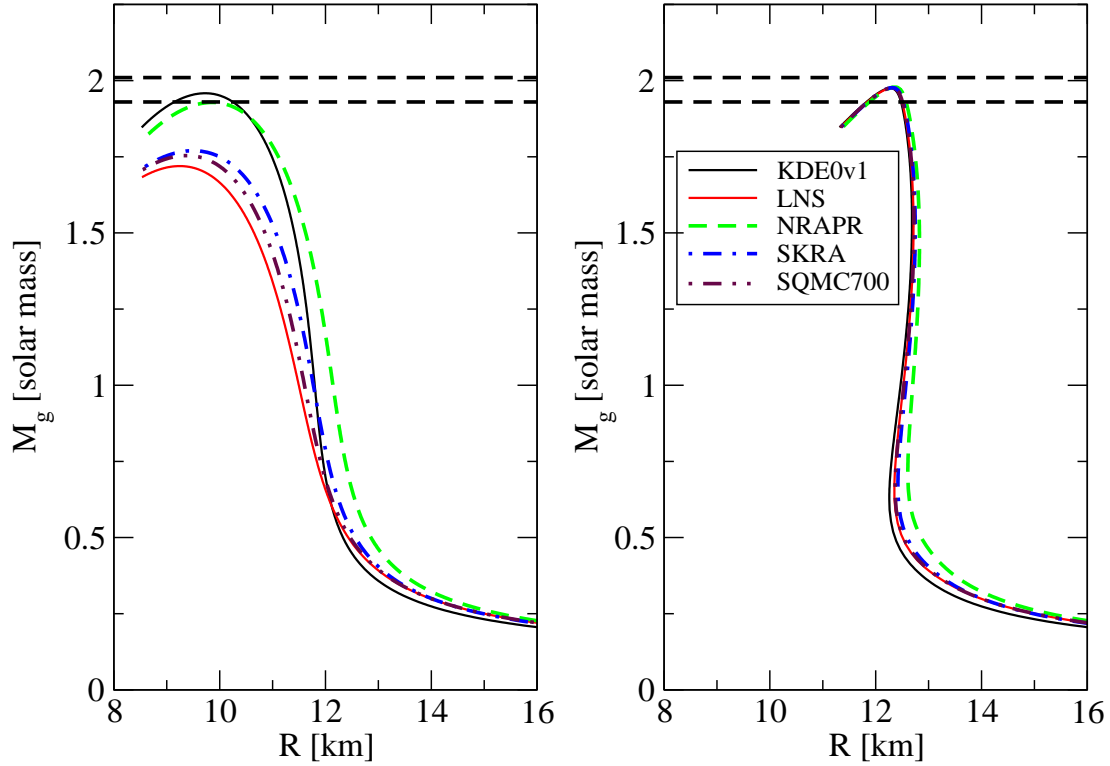


FIG. 12: (color online) Gravitational mass vs radius for cold non-rotational neutron stars as calculated using a Skyrme EoS augmented by BPS EoS at low density [146] (left panel) and matched by a FQMC EoS at high densities [149] and by BPS EoS at low densities (right panel). The dashed lines indicate the limits on the maximum mass of the most massive neutron star observed up-to-date [147]. Only Skyrme parameterizations which are consistent with both macroscopic and microscopic constraints are used. For more explanation see text.

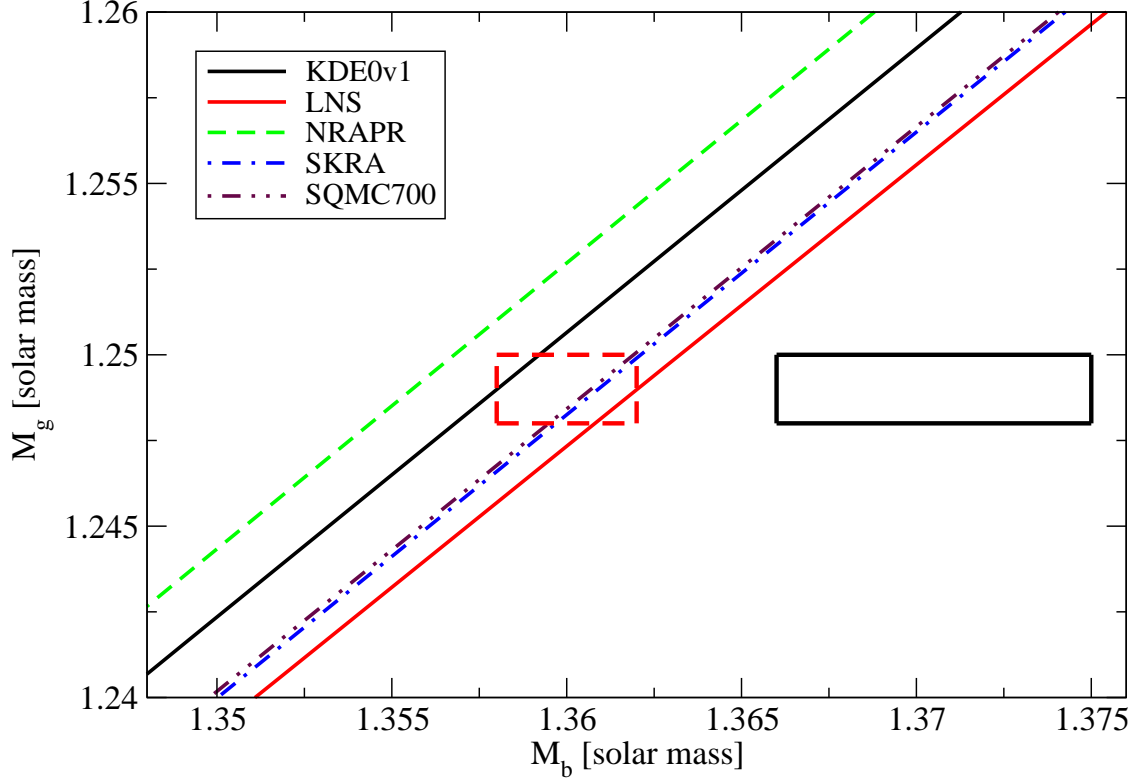


FIG. 13: (color online) Relation between the gravitational mass, M_g , for the selected Skyrme models, and the corresponding baryonic mass, M_b . The boxes represent constraints derived by Podsiadlowski *et al.* [150] (full line box) and more recently by Kitaura *et al.* [151] (dashed line box) based on the proposed properties of system J0737-3039, as discussed in the text. Results are shown for Skyrme interaction consistent with both, macroscopic and microscopic constraints.

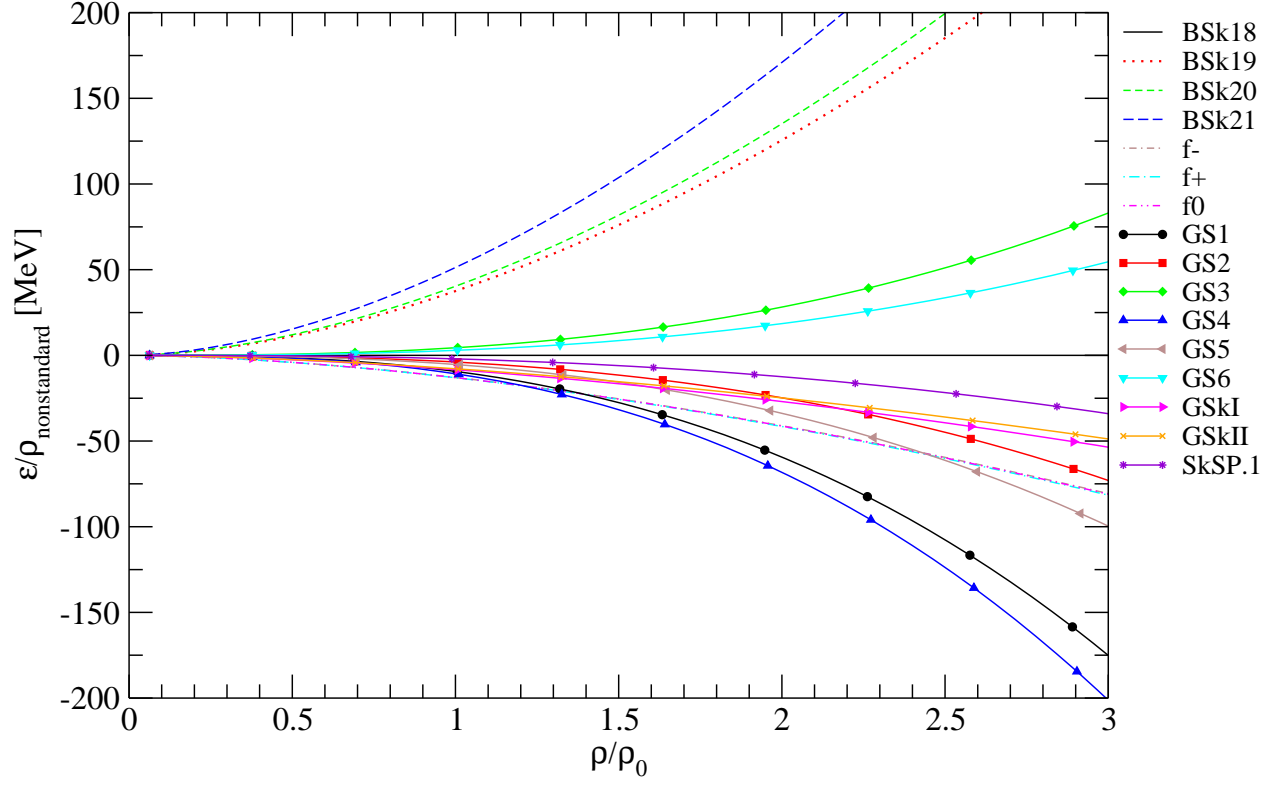


FIG. 14: (color online) Density dependence of the energy per particle, resulting only from the contributions of the non-standard terms in Eq. (1) for all non-standard Skyrme parameterizations used in this work.