

YITP-12-5

Gravitational Wave Probe of High Supersymmetry Breaking Scale

Ryo Saito¹ and Satoshi Shirai^{2,3}

¹ *Yukawa Institute for Theoretical Physics, Kyoto University,
Kyoto 606-8502, Japan*

² *Department of Physics, University of California,
Berkeley, CA 94720*

³ *Theoretical Physics Group, Lawrence Berkeley National Laboratory,
Berkeley, CA 94720*

Abstract

A supersymmetric standard model with heavier scalar particles is very interesting from various viewpoints, especially Higgs properties. If the scalar mass scale is $\mathcal{O}(10 - 10^3)$ TeV, the standard model-like Higgs with mass around 125 GeV, which is implied by the recent LHC experiments, is predicted. However this scenario is very difficult to be directly tested with collider experiments. In this paper, we propose a test of this scenario by using the gravitational wave (GW) experiments as DECIGO and BBO. The future GW experiments can probe the scalar mass around $\mathcal{O}(10^2 - 10^3)$ TeV, which is preferred from the Higgs mass about 125 GeV.

1 Introduction

A supersymmetric (SUSY) standard model (SSM) is a very appealing model beyond the standard model (SM). An important prediction of the SSM is lightness of SM-like Higgs particle. The recent observation by ATLAS and CMS collaborations suggests the existence of the Higgs particle with mass around 125 GeV [1, 2]. To realize the Higgs mass about 125 GeV, the SSM can be strongly constrained: heavy scalar top quark and/or very large A -term of the scalar tops are required in the case of the minimal SSM (MSSM) [3, 4, 5].

Among them, heavy scalar scenarios are interesting from various viewpoints. With the small A -term of the stops, stop mass around $\mathcal{O}(10 - 10^3)$ TeV can successfully explain the Higgs mass about 125 GeV [5, 6, 7]. In addition to the Higgs mass, this scenario is successful in the SUSY flavor and CP problem and/or the cosmological gravitino problem [8] as discussed in the context of the split SUSY [9, 10, 11] or the anomaly mediated SUSY breaking (AMSB) models [12, 13]. Motivated with such a scenario with heavy scalar mass, phenomenological consequences are discussed in Refs. [7, 14].

However, this scenario is very difficult to be directly tested with collider experiments. This is because the scalar particles are too heavy to be produced at colliders, even if the gauginos are light enough to be produced at colliders.¹ Therefore it is hard to confirm that the Higgs mass arise from the MSSM with heavier scalar masses at collider experiments.

In this paper, we discuss testability of this scenario with the next generation projects of gravitational wave (GW) experiments as Deci-hertz Interferometer Gravitational Wave Observatory (DECIGO) [16, 17] and Big Bang Observer (BBO) [18]. A main target of the next generation GW projects is the primordial GWs generated in the inflationary era [19]. The observations of the primordial GWs can provide information not only on inflation but also on the thermal history of the early Universe [20, 21]. In the case of the heavy scalar top mass scenario, it is natural to expect that the other SSM scalar particles have masses of the same order of magnitude. Therefore, the sudden change of relativistic degrees of freedom as much as ~ 100 is expected at temperature around

¹An R-hadron or a displaced vertex of a long-lived gluino can be the probe of such a heavy scalar mass if the scalar mass scale is larger than about 10^{3-4} TeV [9, 15].

the scalar mass, which leads to a step at the corresponding frequency in the amplitude of the GWs [21, 22]. The relevant energy range $\mathcal{O}(10 - 10^3)$ TeV just corresponds to the frequency band of DECIGO/BBO, $\mathcal{O}(0.01 - 1)$ Hz. We then investigate whether DECIGO/BBO can detect a step in their band caused by the change in the relativistic degrees of freedom using the correlation analysis techniques [23]. By measuring frequency dependence of the primordial GWs in detail, we can obtain information of very high-mass-scale particle beyond the reach of the collider experiments, which gives a good test of Higgs mass generation in SSM.

2 Heavy scalar scenario and cosmology

We describe here the Higgs properties and cosmological consequences of our setup with high SUSY breaking scale. In the low-energy below the heavier SSM scalar masses, there is a SM-like Higgs scalar doublet H . The relevant Higgs potential is similar to the SM one and written as

$$V(H) = \frac{\lambda}{2}(HH^\dagger - v^2)^2, \quad (1)$$

where $v = 174$ GeV is the Higgs VEV and the Higgs mass is provided as $m_h = \sqrt{2\lambda}v$. At tree-level in the MSSM, the λ comes from D -term potential and is related to the gauge couplings as,

$$\lambda = \frac{1}{4}(g_2^2 + \frac{3}{5}g_1^2) \cos^2(2\beta). \quad (2)$$

Hence, the value of the Higgs mass can not be arbitrarily large in the MSSM. Instead, the Higgs mass is bounded above as,

$$m_h = m_Z \cos(2\beta) \lesssim 91 \text{ GeV}, \quad (3)$$

at tree-level where β is defined by $\tan \beta = v_u/v_d$. This value is quite small compared to plausible Higgs mass ~ 125 GeV. A large value of the Higgs mass is realized by including contributions from the radiative corrections, Δm_h^2 , which are controlled with the SUSY breaking scale [3]. Although the detailed value depends on SUSY breaking parameters and $\tan \beta$, in the case of small A -term of the stops, which is plausible in the context of

the split SUSY and AMSB scenarios, $\mathcal{O}(10 - 10^3)$ TeV stop mass provides appropriate Higgs mass. In such a case, it is natural to expect that the masses of MSSM scalar other than stop are also heavy, $m_{\text{scalar}} \simeq m_{\text{stop}}$. For example, in the case of the AMSB models, the scalar masses are controlled with the gravitino mass $m_{3/2}$ and, hence, all the scalar masses are likely as large as the stop mass. Therefore, there are expected to be nearly a hundred of particles other than the SM above the scalar mass scale, m_{scalar} . Hereafter, we assume that all the MSSM scalar particles have universal scalar mass m_0 and that the μ -term is also large: $\mu = m_0$. These assumptions are just for simplicity. Even if we consider the variation in the scalar masses, the results presented below do not change so much.

Then let us consider the cosmological history in this scenario. In this paper, we focus on a fact that the effective number of relativistic degrees of freedom changes at the scalar mass scale, $T \sim m_0$. We define the effective number of relativistic degrees of freedom g_* and g_{*s} as,

$$\rho = \frac{\pi^2 g_*(T)}{30} T^4, \quad (4)$$

$$s = \frac{2\pi^2 g_{*s}(T)}{45} T^3, \quad (5)$$

where ρ and s are the energy density and the entropy density, respectively. The evolution of g_* and g_{*s} are determined by the MSSM mass spectrum. In Fig. 1, we have shown an example of g_* and g_{*s} when $m_{\text{gaugino}} = 1$ TeV and $m_0 = 500$ TeV. From the figure, we can see the relativistic degrees of freedom increase by 100 at temperature corresponding to the scalar mass scale, $T \simeq 500$ TeV.

The g_* change discussed here causes features in the GW spectrum [21, 22]. In the next section, we investigate the detectability of this g_* change by the next generation GW experiments as DECIGO [16, 17] and BBO [18].

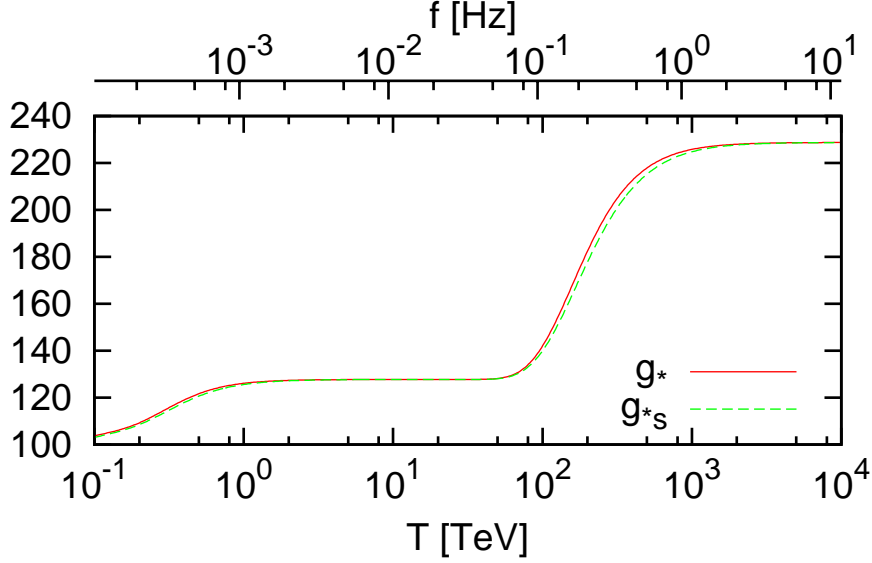


Figure 1: Evolution of g_* and g_{*s} as functions of temperature T . We have set $m_{\text{gaugino}} = 1$ TeV and $m_0 = 500$ TeV.

3 Detecting g_* change in the gravitational wave background spectrum

3.1 Energy spectrum of gravitational waves

We first describe the feature in the GW spectrum expected in this scenario. The amplitude of the stochastic GWs is conventionally provided in terms of the relative spectral energy density defined as,

$$\Omega_{\text{GW}}(f) \equiv \frac{1}{\rho_c} \frac{d\rho_{\text{GW}}}{d \log f}. \quad (6)$$

Assuming the primordial tensor power spectrum is almost flat in the relevant frequency band, the amplitudes for modes crossing the horizon before and after the g_* change are related as [21],

$$\Omega_{\text{GW}}(f_{\text{after}}) = \left(\frac{g_{*,\text{after}}}{g_{*,\text{before}}} \right)^{-\frac{1}{3}} \Omega_{\text{GW}}(f_{\text{before}}), \quad (7)$$

assuming the horizon crossing occurs in the radiation-dominated era since the GW energy density ρ_{GW} evolves as $\propto a^{-4}$ after the horizon crossing and the critical density ρ_c as $\propto g_*^{-1/3} a^{-4}$, respectively. Here, we have assumed $g_{*,s} = g_*$ because their difference is irrelevant to the present analysis. Then, we expect about 20% change in the GW amplitude in this scenario.

The step appears at frequencies corresponding to modes that cross the horizon during g_* change. For modes crossing the horizon in the radiation-dominated era, the frequency is related to the horizon-crossing temperature T_c as [21],

$$f = 1.08 \times 10^{-3} \text{ Hz} \left(\frac{T_c}{1 \text{ TeV}} \right) \left(\frac{g_*}{128} \right)^{\frac{1}{6}}, \quad (8)$$

where 128 corresponds to the approximate value of g_* of the SM particles and the gauginos (see Fig. 1). Since the relevant energy range $\mathcal{O}(10-10^3)$ TeV corresponds to the frequency band of DECIGO/BBO, $\mathcal{O}(0.01-1)$ Hz, DECIGO and BBO have a potential to detect the g_* change expected in this scenario.

In the slow-roll inflation paradigm, the GW spectrum (6) is approximated to be flat within the DECIGO/BBO band. Then, the GW spectrum can be expressed as,

$$\Omega_{\text{GW}}(f; \theta) = \left[\frac{g_*(T_c; m_0)}{128} \right]^{-\frac{1}{3}} \Omega_{\text{GW},0}, \quad (9)$$

where $g_*(T_c; m_0)$ is the number of relativistic degrees of freedom provided in the previous section for the scalar mass m_0 and T_c is related to the frequency as Eq.(8). Though the spectrum could have a tilt within the DECIGO/BBO band, we can show that our results are not affected much even if we consider the tilt of the spectrum given by the standard inflation consistency relation between the GW amplitude and the spectral index [24].

The GW spectrum (9) is characterized by three parameters, which we have denoted as θ : the amplitude $\Omega_{\text{GW},0}$, scalar mass m_0 , and the value of g_* at high temperature $g_{*,\text{before}}$, which respectively correspond to amplitude in the low-frequency region, frequency at the step, and amplitude in the high-frequency region. For convenience, we employ a normalization related to the tensor-to-scalar ratio as,

$$\Omega_{\text{GW},0} \equiv 4.4 \times 10^{-15} r_{\text{GW}}, \quad (10)$$

though the analysis is independent of the CMB observations. The relation between r_{GW} and r_{CMB} , the tensor-to-scalar ratio on the CMB scale, depends on the model of inflation (the primordial spectrum for tensor modes) [25]. The value of r_{GW} is typically $\mathcal{O}(1-10)\%$ less than r_{CMB} for relevant cases though some models predict larger values [26]. The relation also depends on the thermal history of the Universe. In this scenario, for example, additional entropy production is expected from decays of some meta-stable particles such as a gravitino. However, this contribution hardly affect the relation to an accuracy of the analysis in the typical SUSY models. Since r_{CMB} is constrained as $r_{\text{CMB}} < 0.36$ at the 95% level of confidence [27], r_{GW} is expected to be $\mathcal{O}(0.1)$ at most. We also introduce the change in g_* as $\Delta g_* \equiv g_{*,\text{before}} - g_{*,\text{after}} = g_{*,\text{before}} - 128$.

In the remaining part, we investigate detectability of the step induced by the g_* change with DECIGO and BBO for scalar mass m_0 in the range $\mathcal{O}(10 - 10^3)$ TeV.

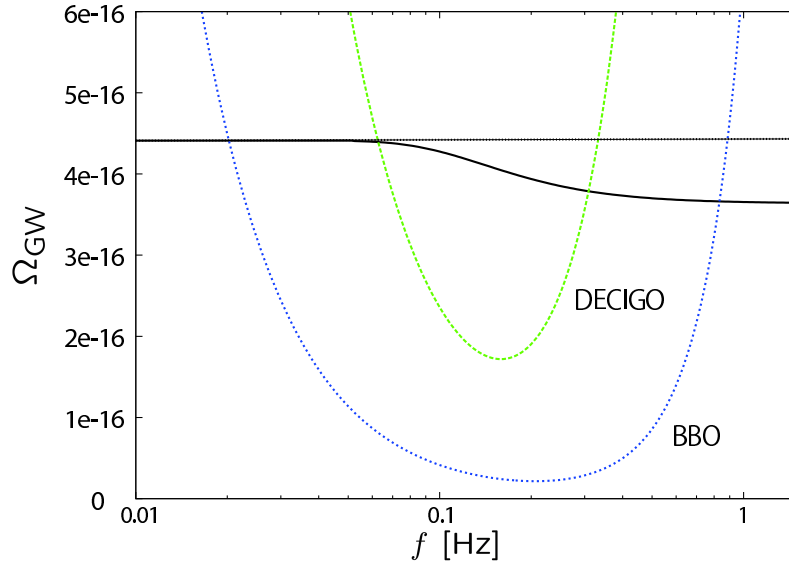


Figure 2: The GW spectrum for $m_0 = 500$ TeV (solid line) and noise curves for DECIGO and BBO. Here, we depicted $(\Delta f/f)^{1/2} \Delta \Omega_{\text{GW}}$ defined in Eq. (14) as the noise. We have used fitting formulae presented in Ref. [28] for estimating the square spectral noise density.

3.2 Detectability of the step

To detect a weak signal as the primordial GWs, we should perform a correlation analysis between two detectors. Here, we investigate whether DECIGO/BBO can detect the step by using the correlation analysis techniques based on Ref. [23].

The output for each detector in the Fourier space $\hat{S}_i(f)$ ($i = 1, 2$) are written in the form,

$$\hat{S}_i(f) = \hat{s}_i(f) + \hat{n}_i(f), \quad (11)$$

where $\hat{n}_i(f)$ is the noise and $\hat{s}_i(f)$ is the contribution from GWs. Dividing the frequency band into segments $F_i = [f_i - \frac{\Delta f}{2}, f_i + \frac{\Delta f}{2}]$, we consider the following combination of the outputs for two detectors,

$$\hat{\Omega}_{\text{GW},i} \equiv \frac{1}{T_{\text{obs}}\Delta f} \left(\frac{80\pi^2}{9H_0^2} \right) \int_{f \in F_i} df f^3 \hat{S}_1^*(f) \hat{S}_2(f), \quad (12)$$

where T_{obs} is the observation period and $H_0 = 73.5 \text{ km/s/Mpc}$ is the Hubble parameter at the present time [27]. Taking Δf sufficiently small, we can evaluate the GW spectrum from the expectation value of $\hat{\Omega}_{\text{GW},i}$,

$$\langle \hat{\Omega}_{\text{GW},i} \rangle \simeq \Omega_{\text{GW}}(f_i), \quad (13)$$

with the variance,

$$\Delta \Omega_{\text{GW},i}^2 \simeq \frac{c_n^4}{T_{\text{obs}}\Delta f} \left(\frac{80\pi^2}{9H_0^2} \right)^2 f_i^6 S_n(f_i)^2 \equiv \Delta \Omega_{\text{GW}}(f_i)^2, \quad (14)$$

where $S_n(f)$ is the square spectral noise density. Here we have taken the weak-signal limit and introduced an overall factor c_n to see how improvements in the strain sensitivity, $\sqrt{S_n}$, change the detectability.

Detectability of the step is determined by whether the spectral shapes with different parameters, $\theta = \{r_{\text{GW}}, m_0, \Delta g_*\}$ and $\theta_f = \{r_{\text{GW},f}, m_{0,f}, \Delta g_{*,f}\}$, can be distinguished from the data (12). To quantify the detectability, we introduce the following quantity,

$$\mathcal{F}(\theta; \theta_f) \equiv \frac{N_d}{\Delta f} \int_{f_{\text{cut}}} df \frac{(\Omega_{\text{GW}}(f; \theta_f) - \Omega_{\text{GW}}(f; \theta))^2}{\Delta \Omega_{\text{GW}}(f)^2}, \quad (15)$$

where N_d is the number of correlation signal, which we set $N_d = 2$.² Intuitively speaking, \mathcal{F} represents how $\Omega_{\text{GW}}(f; \theta_f)$ and $\Omega_{\text{GW}}(f; \theta)$ differ from each other relative to the noise $\Delta\Omega_{\text{GW}}$. In short, the quantity \mathcal{F} characterizes the expectation that the true parameters θ_f are confused with θ in the future experiments. We provide a justification to use this quantity \mathcal{F} as a measure of detectability in Appendix A. We have introduced a lower cut-off frequency f_{cut} to avoid the confusion noise from the cosmological white dwarf (WD) binaries [29]. Strictly speaking, we should also consider contributions from the neutron star binaries. Here, we simply neglect them because they can be subtracted from the data for the sensitivities required for detecting the g_* change as we see below [28]. The noise introduces a cut-off in the high frequency region, f_{max} , to Eq. (15), though we set $f_{\text{max}} = 100$ Hz in the estimation. Note that \mathcal{F} does not depend on the bin size Δf . Thus, the value of Δf is irrelevant to the analysis if it is sufficiently small. We discuss the detectability by evaluating \mathcal{F} for $\Delta g_{*,f} = 100$ and $\Delta g_* = 0$.

In Fig. 3, we have depicted \mathcal{F} minimized with respect to r_{GW} ,³ \mathcal{F}_{min} , for $\Delta g_{*,f} = 100$ and $\Delta g_* = 0$. Here, \mathcal{F} is minimized to take into account that degeneracy with r_{GW} increases estimation error. The curves are presented for various values of the improvement factor $c_n = 1, 1/2, 1/3$. In the estimation, we have set the other parameters as $r_{\text{GW},f} = 0.1$, $T_{\text{obs}} = 5$ yr, and $f_{\text{cut}} = 0.1$ Hz. Note that the values of \mathcal{F}_{min} for another parameter choice can be easily obtained by scaling \mathcal{F}_{min} as $\propto T_{\text{obs}} r_{\text{GW},f}^2 c_n^{-4}$. We have also shown the curves for different lower cut-off frequencies f_{cut} in Fig. 4 to see the effect of the WD noise for the estimation. We have set $r_{\text{GW},f} = 0.1$, $c_n = 1/3$ (1), and $T_{\text{obs}} = 5$ yr for DECIGO (BBO).

From the figures, we can see that BBO can test our scenario with $m_0 = \mathcal{O}(10^2 - 10^3)$ TeV if r_{GW} is large enough, though testability in the low mass region depends on the lower cut-off frequency associated with the WD noise. Though sensitivity of the standard DECIGO is not enough to detect the g_* change [22], DECIGO can be comparable with BBO if we employ an improved design with three times better sensitivity. A degree of improvement in sensitivity is important to extend the testable mass range. A large region

²From Eq. (15), we can see that $(\Delta f/f)^{1/2} \Delta\Omega_{\text{GW}}$ provides effective noise in the present analysis for Ω_{GW} per $\log f$, which we have plotted in Fig. 2

³Note that \mathcal{F}_{min} is independent of m because the GW spectrum is flat for $\Delta g_* = 0$. Therefore, \mathcal{F}_{min} is given by a function of m_f for $\Delta g_{*,f} = 100$ and $\Delta g_* = 0$.

in the mass range $\mathcal{O}(10^2 - 10^3)$ TeV can be covered by the interferometers as BBO-grand ($c_n \simeq 1/3$).

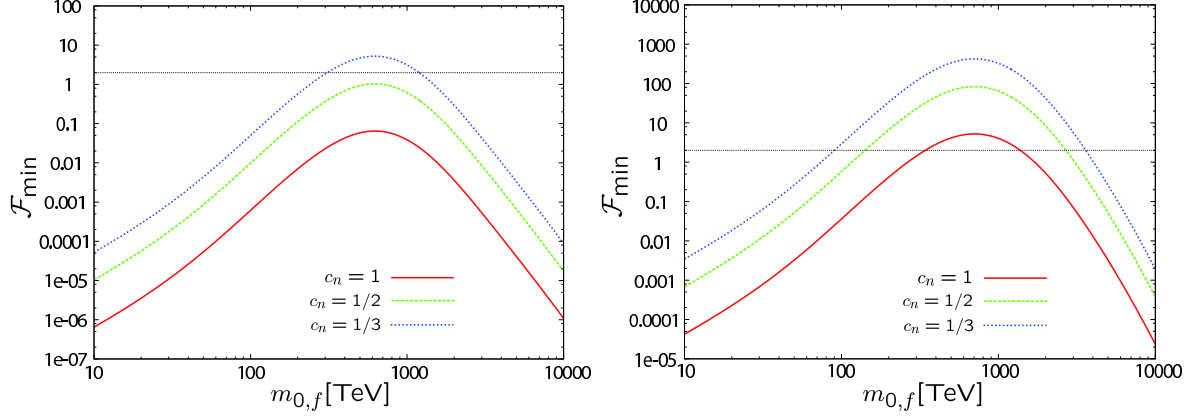


Figure 3: The measure \mathcal{F} minimized with respect to r_{GW} for DECIGO (left) and BBO (right) for the improvement factor $c_n = 1, 1/2, 1/3$ from bottom to top. Here, we have set $r_{\text{GW},f} = 0.1$, $T_{\text{obs}} = 5$ yr, and $f_{\text{cut}} = 0.1$ Hz for both detectors. The horizontal line indicates $\mathcal{F}_{\text{min}} = 2$.

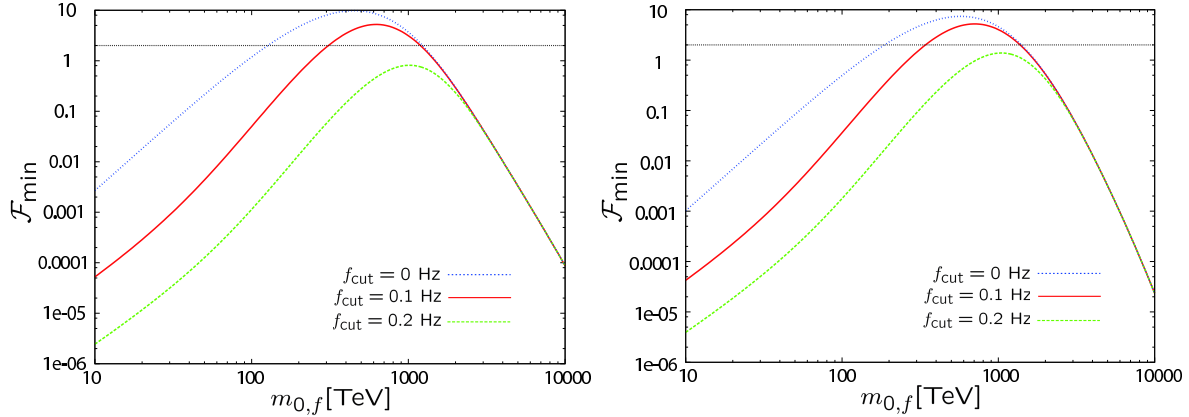


Figure 4: The measure \mathcal{F} minimized with respect to r_{GW} for DECIGO (left) and BBO (right) for the lower cut-off frequency $f_{\text{cut}} = 0$ Hz, 0.1 Hz, 0.2 Hz. Here, we have set $r_{\text{GW},f} = 0.1$, $c_n = 1/3$ (1), and $T_{\text{obs}} = 5$ yr for DECIGO (BBO). The horizontal line indicates $\mathcal{F}_{\text{min}} = 2$.

In Fig. 5, we have also depicted expected error in $(m_0, \Delta g_*)$ for BBO with $c_n = 1/3$, assuming $(r_{\text{GW},f}, m_{0,f}, \Delta g_{*,f}) = (0.1, 300 \text{ TeV}/10^3 \text{ TeV}, 100)$. The other parameters have been set as $T_{\text{obs}} = 5$ yr and $f_{\text{cut}} = 0.1$ Hz. Note again that the value of \mathcal{F}_{min} for another parameter choice is obtained by scaling \mathcal{F}_{min} as $\propto T_{\text{obs}} r_{\text{GW},f}^2 c_n^{-4}$. Here, the contours have

been shown only for BBO because DECIGO provides similar contours with additional improvement factor 1/3. From the figures, we can see the interferometers as BBO-grand have a potential to determine the scalar mass scale, though precise value of error depends on the MSSM spectrum. The parameter degeneracies are observed for $m_{0,f} = 300$ TeV because the WD noise covers the spectrum in the lower frequency region.

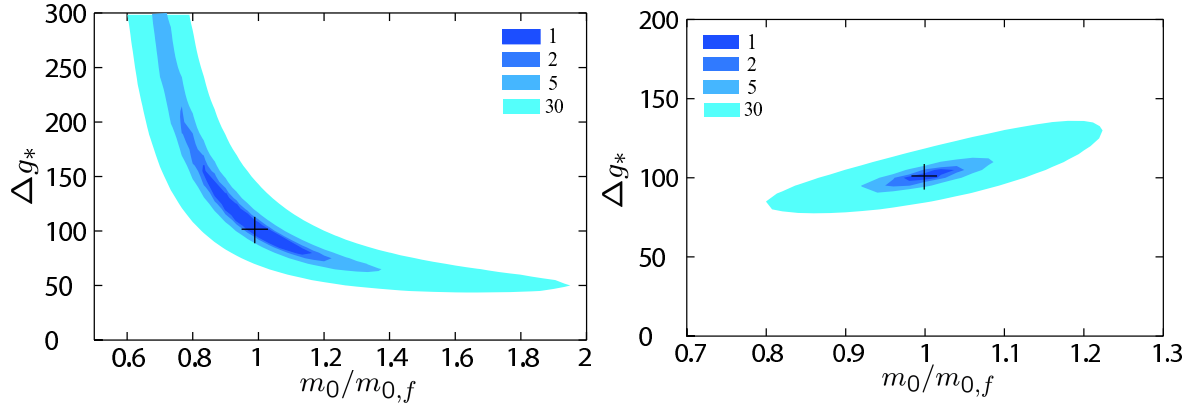


Figure 5: Expected error in $(m_0, \Delta g_*)$ with $(r_{\text{GW},f}, m_{0,f}, \Delta g_{*,f}) = (0.1, 300 \text{ TeV}/10^3 \text{ TeV}, 100)$ for BBO with $c_n = 1/3$ (left: 300 TeV, right: 10^3 TeV). Here, \mathcal{F} is minimized with respect to r_{GW} to take into account that degeneracy with r_{GW} increases estimation error for $(m_0, \Delta g_*)$. Here, we have set $T_{\text{obs}} = 5 \text{ yr}$ and $f_{\text{cut}} = 0.1 \text{ Hz}$.

4 Conclusion and Discussion

In this paper, we have discussed a GW test of the SSMs with heavy scalar particles motivated with the recent LHC Higgs search. We have quantitatively shown that the future GW experiments as improved DECIGO and standard BBO have a potential to test the heavy scalar scenario, $m_0 = \mathcal{O}(10^2 - 10^3) \text{ TeV}$, and determine the scalar mass scale. Even in the case that the GW amplitude is large, a degree of improvement in sensitivity is necessary to cover the entire region in the mass range $\mathcal{O}(10^2 - 10^3) \text{ TeV}$ by DECIGO and BBO. We have seen that it can be achieved by using BBO-grand. If achieved, this has a great impact on a test of high-scale SUSY breaking or split SUSY models. Especially, the present result is very interesting for “pure gravity mediation” scenario, in which the gaugino masses comes from the anomaly mediation effects and the scalar mass is $\mathcal{O}(m_{3/2})$ [7]. In this scenario, the parameter region where $m_0 = \mathcal{O}(10^2 - 10^3) \text{ TeV}$ is quite appealing

region from various view points: Higgs mass, dark matter constraints, and the gravitino problem. Our analysis depends on the assumption for the spectral shape of the primordial GW spectrum in the DECIGO/BBO band as is naturally expected. For example, if the reheating temperature to evade the gravitino problem is too low, the spectrum is expected to be deformed in the DECIGO/BBO band [30]. However, this model allows so very high reheating temperature that we can safely make the analysis assuming the flat spectrum. In addition, the spectrum could have a tilt in the DECIGO/BBO band. Although it can be shown that our results do not change much under the standard inflation consistency relation, introduction of the tilt could increase error in the estimation much if no prior knowledge on the tilt is assumed. In that case, better sensitivity in the high frequency region will be needed to break the degeneracy of the models.

Acknowledgement

We would like to thank A. Nishizawa for reading the manuscript and also T. Tanaka for useful comments. The work of RS is supported by a Grant-in-Aid through JSPS.

A \mathcal{F}

Here, we clarify the meaning of \mathcal{F} given by Eq. (15). Provided data $\hat{\Omega}_{\text{GW},i}$, the parameters θ can be estimated by maximizing a likelihood function provided as,

$$\begin{aligned}\mathcal{L}(\theta; \hat{\Omega}_{\text{GW}}) &\equiv \frac{1}{\mathcal{N}} \exp \left[-\frac{N_d}{2} \sum_i \frac{(\hat{\Omega}_{\text{GW},i} - \Omega_{\text{GW}}(f_i; \theta))^2}{\Delta \Omega_{\text{GW},i}^2} \right] \\ &\simeq \frac{1}{\mathcal{N}} \exp \left[-\frac{1}{2} \cdot \frac{2N_d}{\Delta f} \int_{f_{\text{cut}}} df \frac{(\hat{\Omega}_{\text{GW}}(f) - \Omega_{\text{GW}}(f; \theta))^2}{\Delta \Omega_{\text{GW}}(f)^2} \right],\end{aligned}\quad (16)$$

where \mathcal{N} is a normalization constant.⁴ Here, we have assumed that each segment F_i contains so large number of Fourier modes that $\hat{\Omega}_{\text{GW}}(f)$ can be considered to be Gaussian distributed. This assumption can be compatible with small bin size because the frequency resolution, $T_{\text{obs}}^{-1} \sim \mathcal{O}(10^{-8})$ Hz, is much smaller than the relevant frequency, $\mathcal{O}(0.1)$ Hz. The error in θ can be read by seeing how \mathcal{L} decreases as θ change.

⁴A factor 2 appears in Eq. (16) because Fourier modes are defined in $(-\infty, \infty)$.

Now we consider the expectation that parameters θ are judged to be consistent by future experiments when true values of parameters are θ_f : $\langle \hat{\Omega}_{\text{GW}}(f) \rangle = \Omega_{\text{GW}}(f; \theta_f)$. To estimate the accuracy of the estimation, we should consider not only the error expected in the experiments but also deviation of maximum likelihood estimators (MLE) from the true values, which depends on the data obtained in the future. This uncertainty of MLE can be included by taking the ensemble average over realizations of the data $\hat{\Omega}_{\text{GW}}(f)$ with $\langle \hat{\Omega}_{\text{GW}}(f) \rangle = \Omega_{\text{GW}}(f; \theta_f)$:

$$\langle \mathcal{L}(\theta; \hat{\Omega}_{\text{GW}}) \rangle \propto \exp \left[-\frac{1}{2} \cdot \frac{N_d}{\Delta f} \int_{f_{\text{cut}}} df \frac{(\Omega_{\text{GW}}(f; \theta_f) - \Omega_{\text{GW}}(f; \theta))^2}{\Delta \Omega_{\text{GW}}(f)^2} \right]. \quad (17)$$

The exponent is just $-\mathcal{F}/2$. Therefore, \mathcal{F} can be used as a measure for the expected error of the parameter estimation in the future GW experiments.

References

- [1] ATLAS report, ATLAS-CONF-2011-163.
- [2] CMS report, CMS-PAS-HIG-11-032.
- [3] Y. Okada, M. Yamaguchi, and T. Yanagida, Phys.Lett. **B262**, 54 (1991); J. R. Ellis, G. Ridolfi, and F. Zwirner, Phys.Lett. **B257**, 83 (1991); H. E. Haber and R. Hempfling, Phys.Rev.Lett. **66**, 1815 (1991); Y. Okada, M. Yamaguchi, and T. Yanagida, Prog.Theor.Phys. **85**, 1 (1991).
- [4] S. Heinemeyer, O. Stal, and G. Weiglein, arXiv:1112.3026 [hep-ph].
- [5] A. Arbey, M. Battaglia, A. Djouadi, F. Mahmoudi, and J. Quevillon, arXiv:1112.3028 [hep-ph].
- [6] G. F. Giudice and A. Strumia, arXiv:1108.6077 [hep-ph].
- [7] M. Ibe and T. T. Yanagida, arXiv:1112.2462 [hep-ph].
- [8] M. Kawasaki, K. Kohri, T. Moroi, and A. Yotsuyanagi, Phys.Rev. **D78**, 065011 (2008) [arXiv:0804.3745 [hep-ph]].
- [9] N. Arkani-Hamed and S. Dimopoulos, JHEP **0506**, 073 (2005) [hep-th/0405159].
- [10] G. Giudice and A. Romanino, Nucl.Phys. **B699**, 65 (2004) [hep-ph/0406088].

- [11] N. Arkani-Hamed, S. Dimopoulos, G. Giudice, and A. Romanino, Nucl.Phys. **B709**, 3 (2005) [hep-ph/0409232].
- [12] L. Randall and R. Sundrum, Nucl.Phys. **B557**, 79 (1999) [hep-th/9810155].
- [13] G. F. Giudice, M. A. Luty, H. Murayama, and R. Rattazzi, JHEP **9812**, 027 (1998) [hep-ph/9810442].
- [14] T. Moroi and K. Nakayama, arXiv:1112.3123 [hep-ph].
- [15] M. Toharia and J. D. Wells, JHEP **0602**, 015 (2006) [hep-ph/0503175].
- [16] <http://tamago.mtk.nao.ac.jp/decigo>
- [17] S. Kawamura *et al.*, Class.Quant.Grav. **28**, 094011 (2011).
- [18] S. Phinney *et al.*, The big bang observer: Direct detection of gravitational waves from the birth of the universe to the present, nasa mission concept study, 2004.
- [19] A. A. Starobinsky, JETP Lett. **30**, 682 (1979).
- [20] N. Seto and J. Yokoyama, J.Phys.Soc.Jap. **72**, 3082 (2003) [gr-qc/0305096]; L. A. Boyle and P. J. Steinhardt, Phys.Rev. **D77**, 063504 (2008) [astro-ph/0512014]; S. Kuroyanagi, K. Nakayama, and S. Saito, Phys.Rev. **D84**, 123513 (2011) [arXiv:1110.4169 [astro-ph.CO]].
- [21] Y. Watanabe and E. Komatsu, Phys.Rev. **D73**, 123515 (2006) [astro-ph/0604176].
- [22] T. Chiba, Y. Himemoto, M. Yamaguchi, and J. Yokoyama, Phys.Rev. **D76**, 043516 (2007) [arXiv:0705.2851 [gr-qc]].
- [23] B. Allen and J. D. Romano, Phys.Rev. **D59**, 102001 (1999) [gr-qc/9710117]; M. Maggiore, Phys.Rept. **331**, 283 (2000) [gr-qc/9909001]; N. Seto, Phys.Rev. **D73**, 063001 (2006) [gr-qc/0510067].
- [24] A. R. Liddle and D. H. Lyth, Phys.Rept. **231**, 1 (1993) [astro-ph/9303019].
- [25] B. C. Friedman, A. Cooray, and A. Melchiorri, Phys.Rev. **D74**, 123509 (2006) [astro-ph/0610220].
- [26] M. Satoh and J. Soda, JCAP **0809**, 019 (2008) [arXiv:0806.4594 [astro-ph]]; T. Kobayashi, M. Yamaguchi, and J. Yokoyama, Prog.Theor.Phys. **126**, 511 (2011) [arXiv:1105.5723 [hep-th]].

- [27] WMAP Collaboration, E. Komatsu *et al.*, *Astrophys.J.Suppl.* **192**, 18 (2011) [arXiv:1001.4538 [astro-ph.CO]].
- [28] A. Nishizawa, K. Yagi, A. Taruya, and T. Tanaka, arXiv:1110.2865 [astro-ph.CO].
- [29] A. J. Farmer and E. Phinney, *Mon.Not.Roy.Astron.Soc.* **346**, 1197 (2003) [astro-ph/0304393].
- [30] K. Nakayama, S. Saito, Y. Suwa, and J. Yokoyama, *Phys.Rev.* **D77**, 124001 (2008) [arXiv:0802.2452 [hep-ph]]; K. Nakayama, S. Saito, Y. Suwa, and J. Yokoyama, *JCAP* **0806**, 020 (2008) [arXiv:0804.1827 [astro-ph]].