

# Particle Spectra in Statistical Models with Energy and Momentum Conservation

V.V. Begun,<sup>1</sup> M. Gaździcki,<sup>2,3</sup> and M.I. Gorenstein<sup>1,4</sup>

<sup>1</sup>*Bogolyubov Institute for Theoretical Physics, Kiev, Ukraine*

<sup>2</sup>*Goethe-University, Frankfurt, Germany*

<sup>3</sup>*Jan Kochanowski University, Kielce, Poland*

<sup>4</sup>*Frankfurt Institute for Advanced Studies, Frankfurt, Germany*

## Abstract

Single particle momentum spectra are calculated within three micro-canonical statistical ensembles, namely, with conserved system energy, system momentum, as well as system energy and momentum. Deviations from the exponential spectrum of the grand canonical ensemble are quantified and discussed. For mean particle multiplicity and temperature, typical for p+p interactions at the LHC energies, the effect of the conservation laws extends to transverse momenta as low as about 3 GeV/c. The results may help to interpret spectra measured in nuclear collisions at high energies, in particular, their system size dependence.

PACS numbers: 12.40.-y, 12.40.Ee

Keywords: statistical model, momentum spectra, conservation laws

## I. INTRODUCTION

Questions concerning possible phases of strongly interacting matter and transitions between them have been motivating experimental and theoretical study of relativistic nuclear collisions for many years now [1]. Results on collision energy dependence of hadron production properties in central lead–lead (Pb+Pb) collisions indicate that a high density phase of strongly interacting matter, a quark–gluon plasma (QGP), is produced at an early stage of collisions at energies higher than about 8 GeV (center of mass energy per nucleon–nucleon pair) [2]. Signals of the onset of deconfinement are not observed in proton–proton (p+p) interactions. This is probably because of a small volume of the created system. Also, in other cases, when interpreting signatures of the onset of deconfinement and/or QGP in nucleus–nucleus (A+A) collisions it is popular to refer to a comparison with properly normalized data on p+p interactions at the same collision energy per nucleon.

Statistical models in thermodynamical approximation are, in general, sufficient to describe mean particle multiplicities in central Pb+Pb collisions at high energies. This is because the volume of the created matter is large and therefore an influence of the material and motional conservation laws can be neglected. On the other hand, data on p+p interactions are notoriously difficult to interpret within statistical approaches. This should be attributed to an importance of the conservation laws and thus invalidity of thermodynamic models. Instead of the grand canonical ensemble (GCE), the canonical (CE) or micro-canonical (MCE) ones should be used. Of course, this may also impact conclusions from a comparison of results on Pb+Pb and p+p interactions as well as the study of system size dependence in A+A collisions.

An influence of material conservation laws on particle yields has been studied within the CE since a long time [3]. In particular, strangeness [4], baryon number [5], and charm [6] conservation laws were considered separately in detail. A complete treatment of the exact material conservation laws within the CE and MCE formulations was developed and applied to analyze hadron yields in elementary collisions in Refs. [7, 8]. The main result is that the density of conserved charge carriers decreases with decreasing system volume. This so-called CE suppression becomes significant for a mean multiplicity of conserved charges of the order of one.

Similar to the CE suppression of particle yields, one may expect that a shape of single particle momentum spectra changes when energy and momentum conservation laws are imposed. This conjecture is addressed quantitatively in our paper in which three micro-canonical statistical ensembles, namely, with conserved system energy, system momentum as well as system energy and momentum, are considered.

The paper is organized as follows. Partition functions for the three ensembles are defined and calculated in Section II. The corresponding single particle momentum spectra are shown and discussed in Section III. Summary presented in Section IV closes the paper.

## II. PARTITION FUNCTIONS WITH CONSERVED MOMENTUM AND ENERGY

For simplicity, a non-interacting gas of mass-less particles (without conserved charges) will be studied. Moreover, the classical Boltzmann approximation, which neglects (small) quantum effects, will be used. This allows to derive analytical formulas for single particle spectra in three micro-canonical statistical ensembles. These are ensembles with the fixed volume,  $V$ , and conserved system energy  $E$  only, system momentum  $\vec{P}$  only as well as  $E$  and  $\vec{P}$  being conserved together. They are referred to as  $(E, V)$ ,  $(T, \vec{P}, V)$ , and  $(E, \vec{P}, V)$  ensembles, respectively, where  $T$  denotes the system temperature. For comparison, spectra obtained within the GCE, i.e. the  $(T, V)$  ensemble, will be used. The corresponding partition functions read:

$$Z(T, V) = \sum_{N=0}^{\infty} Z_N(T, V) = \sum_{N=0}^{\infty} \left[ \frac{V}{(2\pi)^3} \right]^N \frac{W_N(T)}{N!}, \quad (1)$$

$$Z(E, V) = \sum_{N=1}^{\infty} Z_N(E, V) = \sum_{N=1}^{\infty} \left[ \frac{V}{(2\pi)^3} \right]^N \frac{W_N(E)}{N!}, \quad (2)$$

$$Z(E, \vec{P}, V) = \sum_{N=2}^{\infty} Z_N(E, \vec{P}, V) = \sum_{N=2}^{\infty} \left[ \frac{V}{(2\pi)^3} \right]^N \frac{W_N(E, \vec{P})}{N!}, \quad (3)$$

$$Z(T, \vec{P}, V) = \sum_{N=2}^{\infty} Z_N(T, \vec{P}, V) = \sum_{N=2}^{\infty} \left[ \frac{V}{(2\pi)^3} \right]^N \frac{W_N(T, \vec{P})}{N!}, \quad (4)$$

where

$$W_N(T) = \int d\vec{p}_1 \dots d\vec{p}_N \exp\left(-\frac{\sum_{r=1}^N p_r}{T}\right) = (8\pi T^3)^N, \quad N \geq 0, \quad (5)$$

$$W_N(E) = \int d\vec{p}_1 \dots d\vec{p}_N \delta\left(E - \sum_{r=1}^N p_r\right), \quad N \geq 1, \quad (6)$$

$$W_N(E, \vec{P}) = \int d\vec{p}_1 \dots d\vec{p}_N \delta\left(E - \sum_{r=1}^N p_r\right) \delta\left(\vec{P} - \sum_{r=1}^N \vec{p}_r\right), \quad N \geq 2, \quad (7)$$

$$W_N(T, \vec{P}) = \int d\vec{p}_1 \dots d\vec{p}_N \exp\left(-\frac{\sum_{r=1}^N p_r}{T}\right) \delta\left(\vec{P} - \sum_{r=1}^N \vec{p}_r\right), \quad N \geq 2. \quad (8)$$

Note, that the minimal possible number of particles in the ensembles with conserved momentum, Eqs. (3-4) and (7-8), is  $N = 2$ .

Using the integral representation of the  $\delta$ -functions,

$$\delta\left(E - \sum_{r=1}^N p_r\right) = \frac{1}{2\pi} \int d\alpha \exp\left(i\alpha E - i\alpha \sum_{r=1}^N p_r\right), \quad (9)$$

$$\delta\left(\vec{P} - \sum_{r=1}^N \vec{p}_r\right) = \frac{1}{(2\pi)^3} \int d^3\vec{\lambda} \exp\left(i\vec{\lambda} \vec{P} - i\vec{\lambda} \sum_{r=1}^N \vec{p}_r\right), \quad (10)$$

one finds:

$$W_N(E) = \frac{2^{3N} \pi^N}{(3N-1)!} E^{3N-1}, \quad (11)$$

$$W_N(E, \vec{P}) = \frac{(8\pi i)^N}{(2\pi)^4} \int d\alpha d^3\vec{\lambda} \exp\left[i\left(\alpha E + \vec{\lambda} \vec{P}\right)\right] \left[\frac{\alpha}{(\alpha^2 - \lambda^2)^2}\right]^N, \quad (12)$$

$$W_N(T, \vec{P}) = \frac{(8\pi T^3)^N}{(2\pi)^3} \int d^3\vec{\lambda} \frac{\exp\left(i\vec{\lambda} \vec{P}\right)}{(1 + T^2 \lambda^2)^{2N}}. \quad (13)$$

Calculating the  $\alpha$ - and  $\lambda$ -integrals [10] in Eq. (12) one obtains

$$\begin{aligned} W_N(E, \vec{P}) &= \left(\frac{\pi}{2}\right)^{N-1} \frac{(E^2 - P^2)^{N-2}}{2P} \\ &\times \sum_{r=0}^N C_N^r \frac{(E+P)^{N-r} (E-P)^r}{(2N-r-2)! (N+r-2)!} \left[ \frac{E+P}{2N-r-1} - \frac{E-P}{N+r-1} \right]. \end{aligned} \quad (14)$$

Performing the summation and rewriting (14) using the hypergeometric functions one gets:

$$\begin{aligned}
W_N(E, \vec{P}) &= \left(\frac{\pi}{2}\right)^{N-1} \frac{(E^2 - P^2)^{N-2}}{2P} (E + P)^N \\
&\times \left[ \frac{(E + P)}{(N-2)!(2N-1)!} {}_2F_1\left(1-2n, -n; n-1; \frac{E-P}{E+P}\right) \right. \\
&\left. - \frac{(E - P)}{(N-1)!(2N-2)!} {}_2F_1\left(2-2n, -n; n; \frac{E-P}{E+P}\right) \right]. \quad (15)
\end{aligned}$$

Equation (13), after taking the integral, reads:

$$W_N(T, \vec{P}) = \frac{1}{(2\pi)^2} \left(\frac{8\pi}{T}\right)^N \sqrt{\pi} \left(\frac{PT}{2}\right)^{2N-3/2} \frac{K_{2N-3/2}(P/T)}{(2N-1)!}, \quad (16)$$

where  $K_{2N-3/2}(P/T)$  are the modified Bessel functions. From Eqs. (15) and (16) follow that  $W_N(E, \vec{P}) = W_N(E, P)$  and  $W_N(T, \vec{P}) = W_N(T, P)$ . Therefore, as it is intuitively expected, the partition functions (3) and (4) depend on the absolute value  $P$  of the 3-vector  $\vec{P}$ , and they are independent of the  $\vec{P}$  direction. For  $\vec{P} = 0$ , from Eqs. (15) and (16), one gets:

$$W_N(E, \vec{P} = 0) = \left(\frac{\pi}{2}\right)^{N-1} \frac{(2N-1)(4N-4)!}{((2N-1)!)^2 (3N-4)!} E^{3N-4}, \quad (17)$$

$$W_N(T, \vec{P} = 0) = \left(\frac{\pi}{2}\right)^{N-1} \frac{(4N-4)!}{(2N-1)!(2N-2)!} T^{3N-3}. \quad (18)$$

Using Eqs. (5), (11), and (15-16), one obtains the partition functions in the GCE (1), and the micro-canonical ensembles (2-4). Then, the corresponding mean multiplicity is calculated as:

$$\langle N \rangle = \frac{\sum_N N \cdot Z_N}{Z}. \quad (19)$$

### III. SINGLE PARTICLE MOMENTUM SPECTRA

The single particle momentum spectrum in the GCE (5) reads [9]:

$$F(p; T) \equiv \frac{1}{\langle N \rangle} \frac{dN}{p^2 dp} = \frac{V}{2\pi^2 \langle N \rangle} \exp\left(-\frac{p}{T}\right) = \frac{1}{2T^3} \exp\left(-\frac{p}{T}\right) \equiv F_{Boltz}(p). \quad (20)$$

The single particle momentum spectra in the micro-canonical ensembles (2-4) are [9]:

$$F(p; E) = \frac{V}{2\pi^2\langle N \rangle} \frac{1}{Z(E, V)} \sum_{N=1}^{\infty} Z_N(E - p, V) , \quad (21)$$

$$F(p; E, \vec{P} = 0) = \frac{V}{2\pi^2\langle N \rangle} \frac{1}{Z(E, \vec{P} = 0, V)} \sum_{N=2}^{\infty} Z_N(E - p, p, V) , \quad (22)$$

$$F(p; T, \vec{P} = 0) = \frac{V}{2\pi^2\langle N \rangle} \frac{\exp(-p/T)}{Z(T, \vec{P} = 0, V)} \sum_{N=2}^{\infty} Z_N(T, p, V) . \quad (23)$$

Relations  $Z_N(E - p, \vec{p}, V) = Z_N(E - p, p, V)$  and  $Z_N(T, \vec{p}, V) = Z_N(T, p, V)$  in the right-hand-side of Eqs. (22) and (23), respectively, were used. Note also that the spectra (20–23) satisfy the same normalization condition:

$$\int_0^{\infty} p^2 dp F(p) = 1 . \quad (24)$$

The single particle momentum spectra obtained within the  $(T, V)$ ,  $(E, V)$ ,  $(E, \vec{P}, V)$ , and  $(T, \vec{P}, V)$  ensembles are shown in Fig. 1. They are calculated for  $T = 160$  MeV and  $E = 48$  GeV in the  $(T, V)$ ,  $(T, \vec{P}, V)$  and  $(E, V)$ ,  $(E, \vec{P}, V)$  ensembles, respectively. The average multiplicity in the GCE is selected to be  $\langle N \rangle = 100$ . Note, that the selected mean multiplicity and temperature are close to those measured in p+p interactions at the LHC energies. The energy in the  $(E, V)$  and  $(E, \vec{P}, V)$  ensembles was set to be equal to the mean energy in the  $(T, V)$  ensemble, i.e.  $E = 3T\langle N \rangle$ . Finally, the GCE relation  $\langle N \rangle = VT^3/\pi^2$  was used to obtain the volume  $V$ , which is used in all ensembles. For these values of  $E$ ,  $V$ , and  $T$  the average multiplicities (19) in  $(E, V)$ ,  $(E, \vec{P}, V)$ , and  $(T, \vec{P}, V)$  ensembles are then approximately equal to that in the GCE.

As seen in Fig. 1, at high momenta the spectra calculated imposing energy and/or momentum conservation are significantly below the GCE exponential spectrum. This is expected because at the threshold momentum the particle yield has to equal zero, namely,  $F(p; E) \rightarrow 0$  at  $p \rightarrow E$ , and  $F(p; E, \vec{P} = 0) \rightarrow 0$  at  $p \rightarrow E/2$ .

In order to quantify impact of the energy and momentum conservation at momenta significantly below the threshold one, the ratio of the spectra in the  $(T, \vec{P}, V)$ ,  $(E, V)$ , and  $(E, \vec{P}, V)$  ensembles to the spectrum in the  $(T, V)$  ensemble is shown in Fig. 2. The suppression of the spectra due to the energy and momentum conservation is already significant (a factor of about

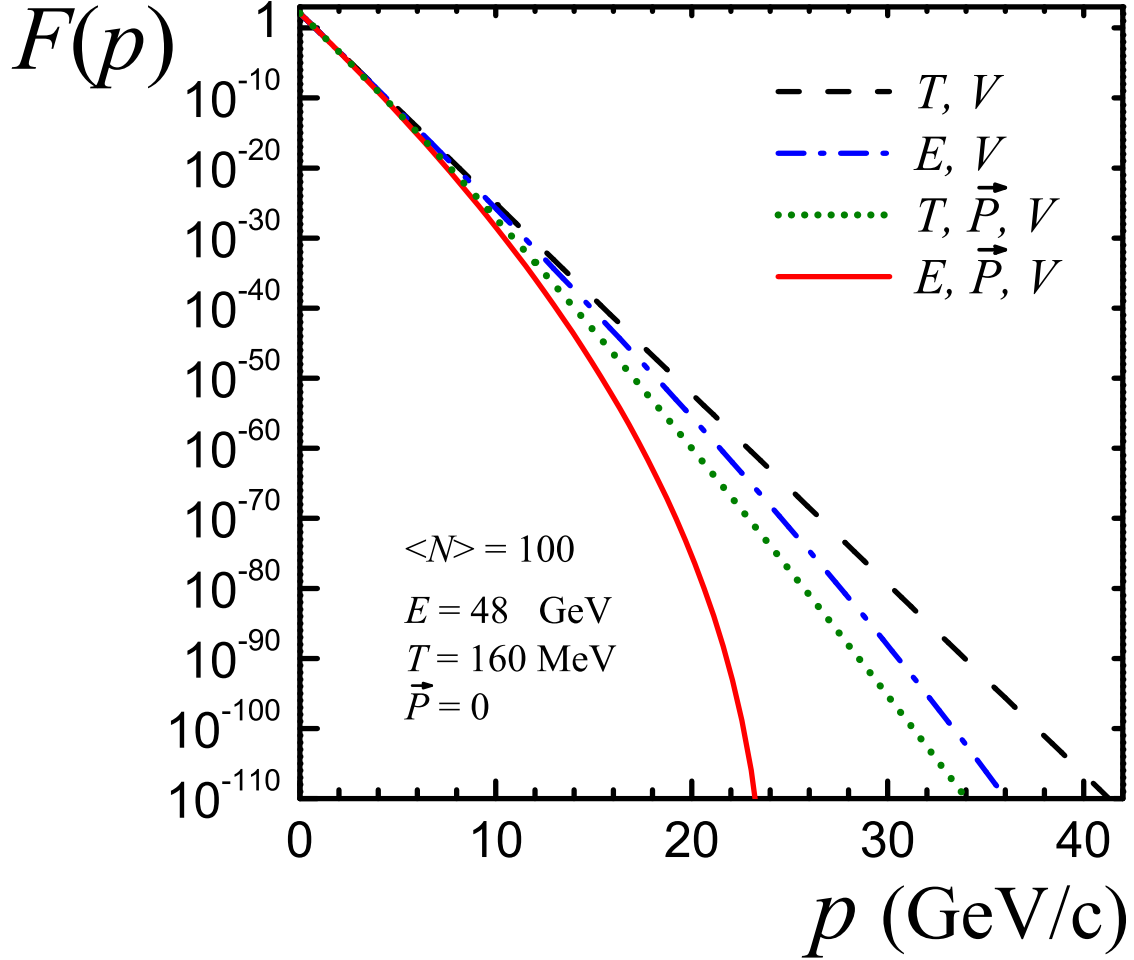


FIG. 1: Single particle momentum spectra  $F(p)$  in the  $(T, V)$  (dashed line),  $(E, V)$  (dashed–dotted line),  $(E, \vec{P} = 0, V)$  (solid line), and  $(T, \vec{P} = 0, V)$  (dotted line) ensembles.

2) at momentum  $p \cong 3$  GeV/c which is as low as about 12.5% of the threshold one. Note, that the ratio is lower than the one by  $(1 \div 2)\%$  at low momenta of several hundred MeV/c as a result of the suppression of the spectra (21–23) at higher momenta and their normalization to unity, Eq. (24).

Dependence of the ratio  $F_{Boltz}(p)/F(p)$  at  $p = 3$  GeV/c on mean particle multiplicity is shown in Fig. 3. The temperature is fixed as  $T = 160$  MeV. The energy and volume are calculated as  $E = 3T\langle N \rangle$  and  $V = \pi^2\langle N \rangle/T^3$ , and they have the same values in all statistical ensembles. For small statistical systems (at low  $\langle N \rangle$ ) the effect of the energy–momentum

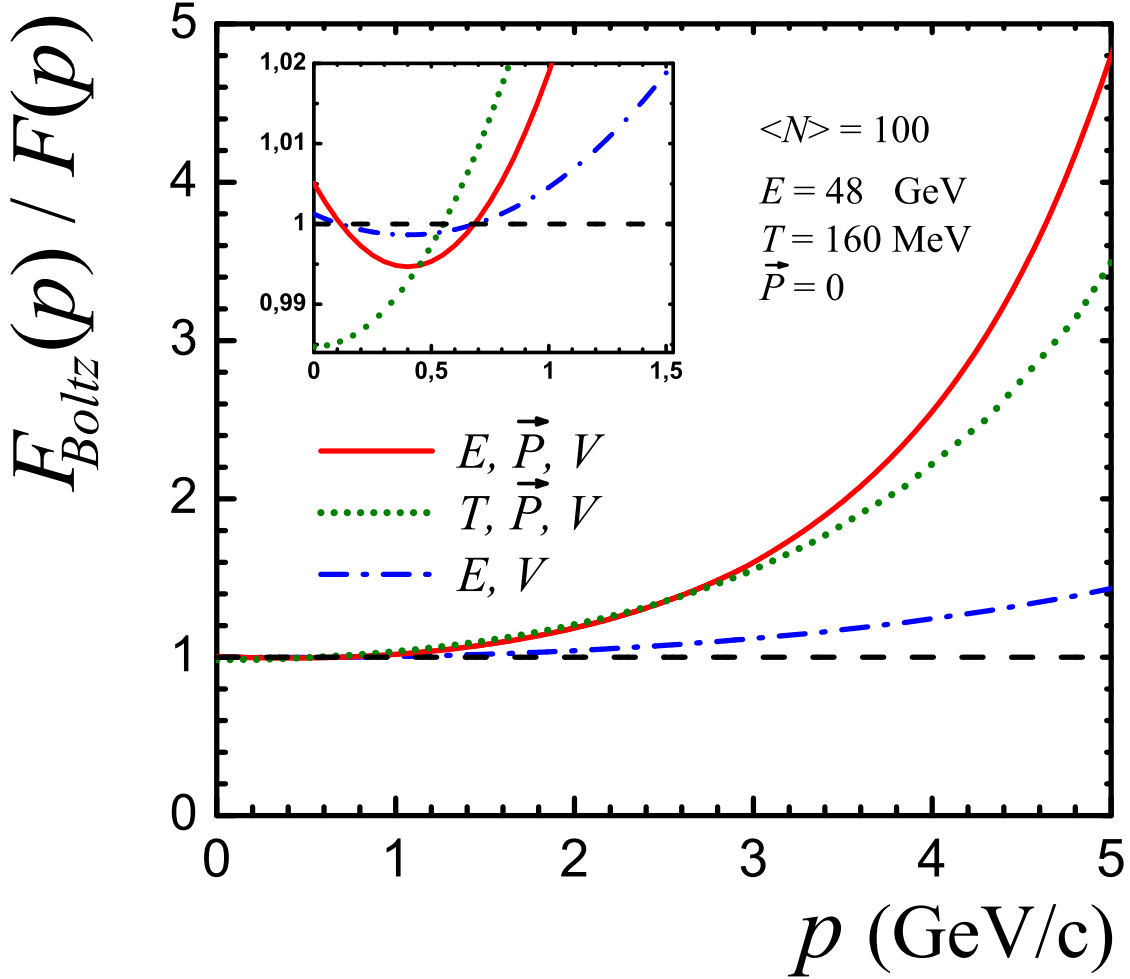


FIG. 2: The ratio of  $F_{Boltz}(p)/F(p)$ , where  $F(p)$  equal to  $F(p; E)$  (21),  $F(p; E, \vec{P} = 0)$  (22) and  $F(p; T, \vec{P} = 0)$  (23), is shown as a function of  $p$  by the dashed–dotted, solid and dotted lines, respectively. The small momentum region,  $p < 1.5$  GeV/c, is presented in the inset. Further details are given in the text.

conservation is strong and the ratio  $F_{Boltz}(p)/F(p)$  is large. The ratio decreases to unity with increasing  $\langle N \rangle$  for all three ensembles with conserved  $E$  and/or  $\vec{P}$ . This is expected, because in the thermodynamical limit an influence of the energy–momentum conservation on single particle momentum spectra at any fixed particle momentum should disappear. Note, that in the  $(E, V)$  and  $(E, \vec{P}, V)$  ensembles,  $F_{Boltz}(p)/F(p) \rightarrow \infty$  at the threshold values of  $\langle N \rangle$  equal to  $p/3T$  and  $2p/3T$ , for  $p = E$  and  $p = E/2$ , respectively.



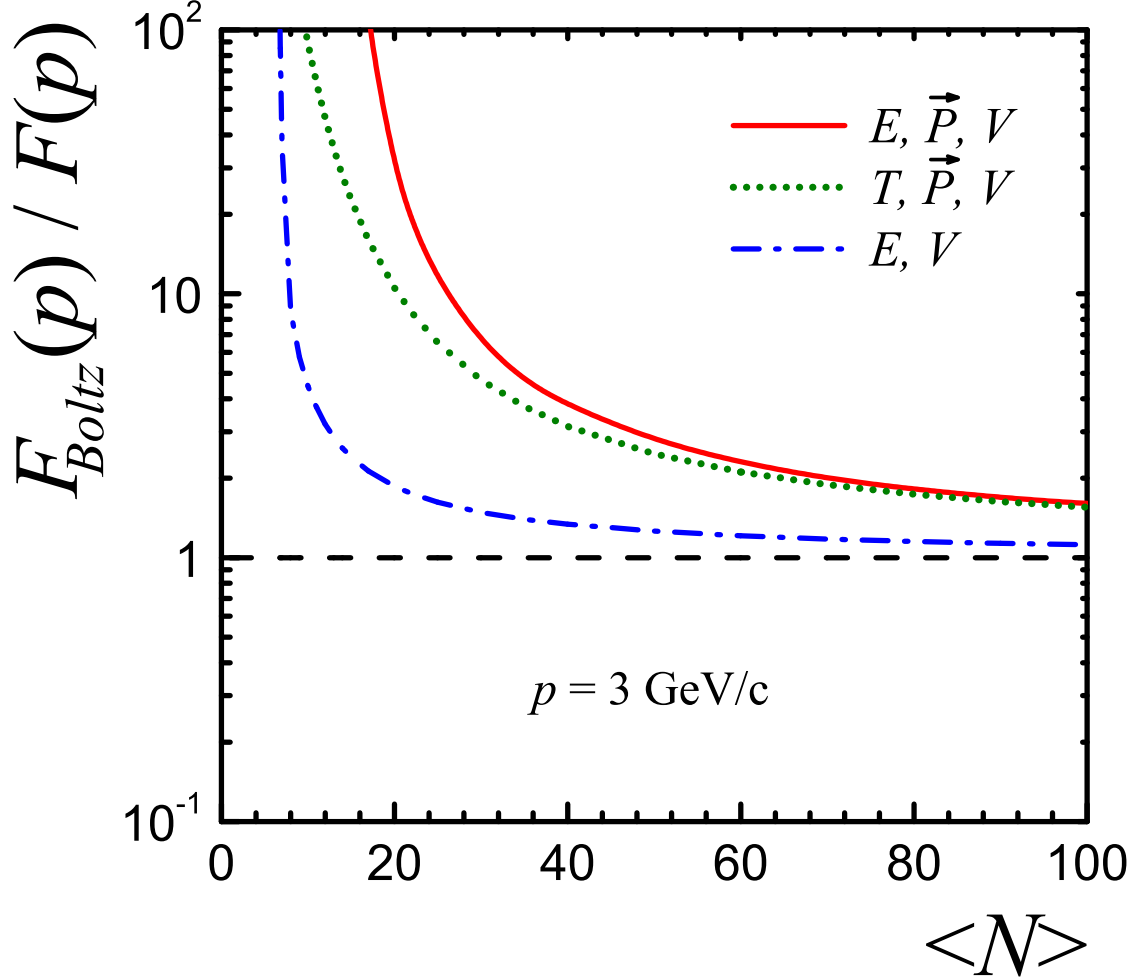


FIG. 3: The ratio of  $F_{Boltz}(p)/F(p)$ , where  $F(p)$  equal to  $F(p; E)$  (21),  $F(p; E, \vec{P} = 0)$  (22) and  $F(p; T, \vec{P} = 0)$  (23) is shown as a function of  $\langle N \rangle$  at  $p = 3 \text{ GeV}/c$  by the dashed-dotted, solid and dotted lines, respectively. Further details are given in the text.

#### IV. SUMMARY

Single particle momentum spectra are calculated in the system of mass-less non-interacting Boltzmann particles within three micro-canonical statistical ensembles, namely, with the conserved system energy, system momentum, as well as system energy and momentum. We find a strong suppression of the spectra at large momenta in comparison to the exponential spectrum of the grand canonical  $(T, V)$  ensemble. In the  $(E, V)$  and  $(E, \vec{P} = 0, V)$  ensembles the

spectra approach zero for momentum approaching its threshold value,  $p \rightarrow E$  and  $p \rightarrow E/2$ , respectively. There is no threshold in the  $(T, \vec{P} = 0, V)$  ensemble, nevertheless the spectrum is also strongly suppressed. For the mean particle multiplicity and temperature typical for p+p interactions at the LHC energy, the suppression of the spectra due to the energy and momentum conservation is already significant (a factor of about 2) at  $p = 3$  GeV/c, i.e. at momenta as low as about 12.5% of the threshold momentum for the  $(E, \vec{P} = 0, V)$  ensemble.

The results of this work are relevant in a study of the system size and collision energy dependence of transverse momentum spectra in nuclear collisions at high energies. In particular, an interpretation of differences between spectra from p+p interactions and central Pb+Pb collisions should take into account a possibly strong impact of the energy–momentum conservation.

## Acknowledgments

We are thankful to W. Greiner for fruitful discussions. This work was in part supported by the Program of Fundamental Research of the Department of Physics and Astronomy of NAS, Ukraine, the German Research Foundation under grant GA 1480/2-1 and the HICforFAIR grant 20130403.

- 
- [1] W. Florkowski, *Phenomenology of Ultra-Relativistic Heavy-Ion Collisions* World Scientific, ISBN: 9814280666, 436 pages, 2010
  - [2] M. Gazdzicki, M. Gorenstein and P. Seyboth, Acta Phys. Polon. B **42**, 307 (2011) [arXiv:1006.1765 [hep-ph]]; M. Gazdzicki and M. I. Gorenstein, Acta Phys. Polon. B **30**, 2705 (1999) [hep-ph/9803462].
  - [3] J. Rafelski and M. Danos, Phys. Lett. B **97**, 279 (1980).
  - [4] J. Cleymans, A. Keränen, M. Marais, and E. Suhonen, Phys. Rev. C **56**, 2747 (1997), J. Cleymans, H. Oeschler, K. Redlich, and S. Wheaton, Phys. Rev. C **73**, 034905 (2006); F. Becattini, J. Manninen, and M. Gaździcki, *ibid.* **73**, 044905 (2006); A. Andronic, P. Braun-Munzinger, and J. Stachel, Nucl. Phys. A **772**, 167 (2006).
  - [5] M.I. Gorenstein, M. Gaździcki, and W. Greiner, Phys. Lett. B **483**, 60 (2000).

- [6] M.I. Gorenstein, A.P. Kostyuk, H. Stöcker, and W. Greiner, Phys. Lett. B **509**, 277 (2001).
- [7] F. Becattini, Z. Phys. C **69**, 485 (1996); F. Becattini and U. Heinz, Z. Phys. C **76**, 269 (1997).
- [8] F. Becattini and L. Ferroni, Eur. Phys. J. C **35**, 243 (2004); **38**, 225 (2004); V.V. Begun, L. Ferroni, M.I. Gorenstein, M. Gaździcki, and F. Becattini, J. Phys. G **32**, 1003 (2006); F. Becattini and L. Ferroni, Eur. Phys. J. C **51**, 899 (2007); **52**, 597 (2007).
- [9] V.V. Begun, M. Gaździcki, and M.I. Gorenstein, Phys. Rev. C **78**, 024904 (2008).
- [10] J.V. Lepore and R.N. Stuart, Phys. Rev. **94**, 1724 (1954); R.H. Milburn, Rev. Mod. Phys. **27**, 1 (1955); I.L. Rozenal, JETP **1** (1955) 166-169.