

New results from fluctuation analysis in NA49 at the CERN SPS

Research Article

Maja Maćkowiak-Pawłowska^{1,2*} for the NA49 Collaboration,

1 Goethe University, Frankfurt,
Max-von-Laue-Str. 1, 60438 Frankfurt am Main, Germany

2 Warsaw University of Technology,
ul. Koszykowa 75, 00-662 Warszawa, Poland

Abstract: The exploration of the phase diagram of strongly interacting matter, particularly the study of the phase transition from hadronic to partonic matter and the search for a hypothetical critical endpoint of the first order transition line, is one of the most challenging tasks in present heavy ion physics. In this talk new results on chemical (particle ratio), transverse momentum, multiplicity and azimuthal angle fluctuations will be presented. We also discuss their connection to the onset of deconfinement and to the critical endpoint.

PACS (2008): 25.75.Nq, 25.75Gz

Keywords: nucleus-nucleus collisions • fluctuations • critical point
© Versita Warsaw and Springer-Verlag Berlin Heidelberg.

1. Introduction

The NA49 experiment studies an important region of the phase diagram of strongly interacting matter. First, the Statistical Model of the Early Stage (SMES) of nucleus-nucleus collisions [1] predicted the energy threshold for deconfinement at low SPS energies. Several structures in the excitation functions were expected within the SMES: a kink in the pion yield per participant nucleon (change of slope due to increased entropy as a consequence of the activation of partonic degrees of freedom), a sharp peak (horn) in the strangeness to entropy ratio, and a step in the inverse slope parameter of transverse mass spectra (constant temperature and pressure in a mixed phase). Such signatures were observed in central Pb+Pb collisions by the NA49 experiment around $\sqrt{s_{NN}} = 7.6$ GeV [2]. Fluctuation analysis may provide additional evidence of the onset of deconfinement.

Second, lattice QCD calculations suggest a critical point of strongly interacting matter which may be observable in the SPS energy range [3]. Fluctuations and correlations are basic tools to study this phenomenon. We expect enlarged fluctuations close to the critical point. In nucleus-nucleus collisions a maximum of fluctuations is expected when freeze-out happens near the CP.

* *E-mail: majam@if.pw.edu.pl*

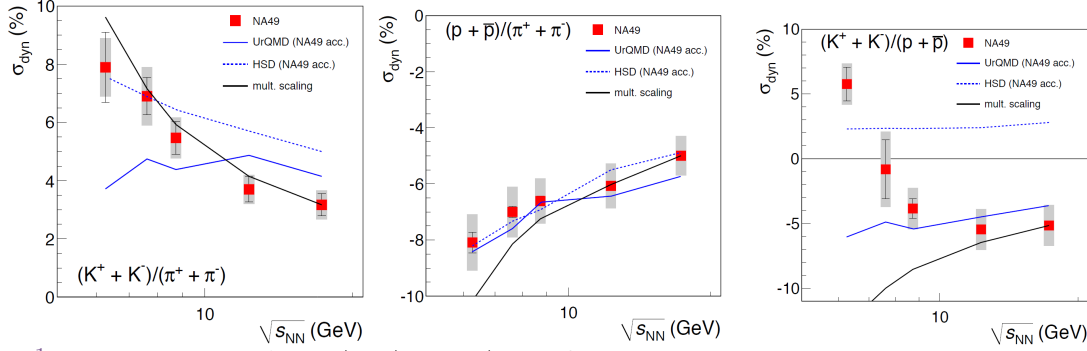


Figure 1. Energy dependence of the K/π , p/π and K/p ratio fluctuations in central Pb+Pb collisions measured by NA49 [4]. Model predictions are indicated by lines.

2. NA49 results on fluctuations

2.1. Particle ratio fluctuations

NA49 uses the σ_{dyn} quantity to measure particle ratio fluctuations. From event-by-event particle ratio distributions (A/B , e.g. K/π) for data and mixed events the quantity σ is defined as:

$$\sigma = \frac{\sqrt{Var(A/B)}}{\langle A/B \rangle} \cdot 100\% , \quad (1)$$

where $\langle A/B \rangle$ and $Var(A/B)$ are mean and variance of the distribution, respectively.

The fluctuation measure σ_{dyn} is then calculated as:

$$\sigma_{dyn} = sign(\sigma_{data}^2 - \sigma_{mixed}^2) \sqrt{|\sigma_{data}^2 - \sigma_{mixed}^2|} , \quad (2)$$

where subscripts "data" and "mixed" refer to σ calculated for the data and mixed event distributions, respectively.

A detailed description of this method can be found in Ref. [4].

The energy dependence of event-by-event fluctuations of particle ratios in the 3.5% most central Pb+Pb collisions is presented in Fig. 1. For K/π σ_{dyn} is positive and shows a rise towards low SPS energies which is not reproduced by the UrQMD model. The HSD model catches the trend but over-predicts measurements at high SPS energies. Data points are reproduced by the "Poisson" multiplicity scaling proposed in Ref. [5]. For p/π σ_{dyn} is negative and shows a decrease towards low SPS energies which is reproduced by the hadronic models and the multiplicity scaling. The trend is understood in terms of correlations due to nucleon resonance decays.

In case of K/p , σ_{dyn} changes sign. This behavior cannot be reproduced neither by the hadronic models nor by the multiplicity scaling. The centrality dependence of σ_{dyn} for Pb+Pb interactions at $\sqrt{s_{NN}} = 17.3$ GeV (see figures in conference slides) agrees with the UrQMD predictions and the multiplicity scaling for K/π and p/π . For K/p the UrQMD and the multiplicity scaling slightly overpredict σ_{dyn} values. For details see Ref. [4].

Recently the STAR Collaboration has presented results on the particle ratio fluctuations using the ν_{dyn} measure [6]. A comparison between NA49 and STAR results is done using an approximate relation between σ_{dyn} and

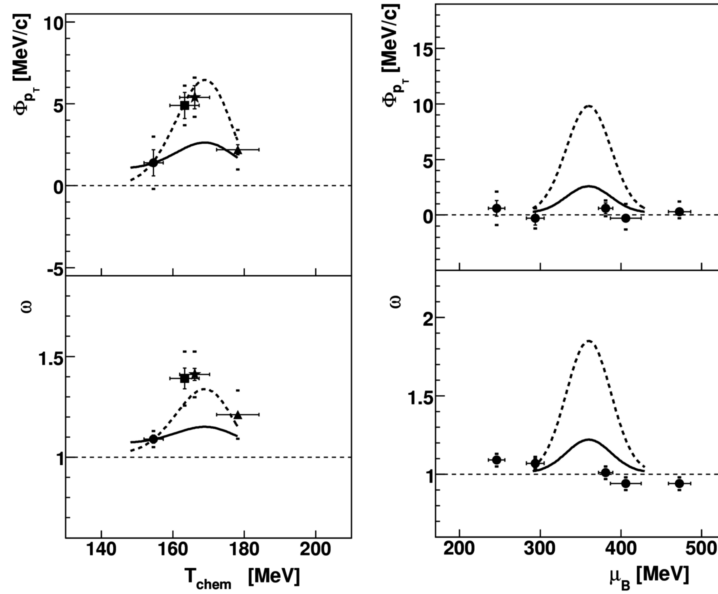


Figure 2. System size (T_{chem}) dependence at $\sqrt{s_{NN}} = 17.3$ GeV and energy (μ_B) dependence of Φ_{p_T} and ω [14]. Lines correspond to the critical point predictions (see the text and [14] for details).

ν_{dyn} : $\nu_{dyn} \approx \text{sign}(\sigma_{dyn})\sigma_{dyn}^2$. For K/π and K/p STAR results do not show an increase towards low SPS energies. Analysis procedures were checked by both collaborations and no problems have been found so far. The difference may be due to different acceptances and centrality selection procedures. Both experiments correct their results for incomplete particle identification only approximately. In order to eliminate this source of systematic bias, the NA49 experiment will use a new analysis method, the so-called identity method [7].

2.2. Multiplicity and average transverse momentum fluctuations

Enhanced fluctuations of multiplicity and mean transverse momentum were suggested as an important signature of the critical point [8]. In order to quantify multiplicity fluctuations NA49 uses the scaled variance of the multiplicity distribution ($\omega = \frac{\langle N^2 \rangle - \langle N \rangle^2}{\langle N \rangle}$) [9, 10]. This is an intensive measure, which for a Poisson distribution is equal to 1. Results on ω are presented for the 1% of most central collisions. Transverse momentum fluctuations were measured by the NA49 experiment using the Φ_{p_T} quantity [11, 12].

Dependence on system size at $\sqrt{s_{NN}} = 17.3$ GeV and energy for central Pb+Pb collisions is shown in Fig. 2. For each reaction the chemical freeze-out temperature (T_{chem}) and baryonic chemical potential (μ_B) were taken from the fits of Ref. [13]. Fig. 2 presents the system size and energy dependences versus T_{chem} and μ_B , respectively. The lines correspond to predictions for the critical point for Φ_{p_T} and ω , for details see Ref. [14]. The data show weak, if any, energy (μ_B) dependence. For system size (T_{chem}) dependence at the top SPS energy NA49 finds a maximum of Φ_{p_T} and ω for C+C and Si+Si collisions. It agrees with predictions for the critical point located at $\mu_B = 250$ MeV, $T_{chem} = 178$ MeV. Moreover, the signal for negatively charged particles is two times weaker than for all charged particles as expected for fluctuations due to the critical point. For more details see Ref. [14].

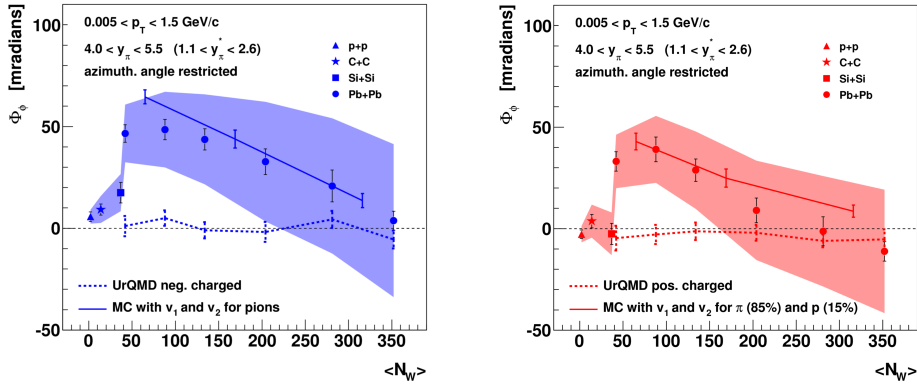


Figure 3. System size dependence of azimuthal fluctuations in Pb+Pb collisions at $\sqrt{s_{NN}} = 17.3$ GeV. NA49 data and predictions are evaluated in the same kinematical acceptance defined in Ref. [11] for Pb+Pb collisions at $\sqrt{s_{NN}} = 17.3$ GeV. Results are preliminary.

2.3. Azimuthal angle fluctuations

Azimuthal angle fluctuations are believed to be sensitive to plasma instabilities [15] and flow fluctuations [16, 17]. Besides those effects, there are several other background effects, which may influence azimuthal angle fluctuations, among them are resonance decays, momentum conservation, flow, (di-)jets and quantum statistics. The NA49 experiment uses the Φ_ϕ measure to study those fluctuations.

For central Pb+Pb interactions there is no energy (μ_B) dependence for positively and negatively charged particles. Φ_ϕ is positive for negatively charged particles and its value is not reproduced by the UrQMD model. For positively charged particles Φ_ϕ is consistent with zero and it agrees with the model predictions [18]. System size (T_{chem}) dependence of Φ_ϕ is presented in Fig. 3 for negatively (left) and positively (right) charged particles. Φ_ϕ is positive, reaches maximum for peripheral Pb+Pb interactions and decreases for more central ones. This behavior is not reproduced by the UrQMD model but the magnitude of Φ_ϕ is reproduced by a simple Monte Carlo model with directed (v_1) and elliptic (v_2) flows included [19].

3. Summary

Energy and system size dependence of K/π and p/π fluctuations can be described in the simple multiplicity scaling model. The K/p fluctuations for central Pb+Pb collisions change sign at the low SPS energies and show qualitative deviations from this scaling as well as from the predictions of the HSD and UrQMD models. STAR results for K/π and K/p fluctuations in central Au+Au interactions indicate a different energy dependence than the one measured by NA49. Both collaborations continue to work on the clarification of the observed differences. Fluctuations of multiplicity and transverse momentum are maximal for Si+Si at the top SPS energy ($\sqrt{s_{NN}} = 17.3$ GeV). This, together with a maximal intermittent behavior of di-pions and protons [20, 21], might be

connected with the critical point. The results strongly motivate future experiments in the CERN SPS energy range.

Azimuthal angle fluctuations show no energy dependence. Φ_ϕ is maximal for peripheral Pb+Pb collisions at the top SPS energy and decreases for more central collisions. This behavior can be understood as the effect of directed and elliptic flow.

Acknowledgments: This work was partially supported by Polish Ministry of Science and Higher Education under grant N N202 204638 and the German Research Foundation (grant GA 1480/2.1).

References

- [1] M. Gaździcki and M. I. Gorenstein, *Acta Phys. Polon.* **B 30**, 2705 (1999)
- [2] C. Alt et al. (NA49 Collab.), *Phys. Rev. C* **77**, 024903 (2008)
- [3] Z. Fodor and S. D. Katz, *JHEP* **0404**, 050 (2004)
- [4] T. Schuster (for the NA49 Collab.), *J. Phys. G* **38**, 124096 (2011) and ref. therein.
- [5] V. Koch and T. Schuster, *Phys. Rev. C* **81**, 034910 (2010)
- [6] T. J. Tarnowsky (for the STAR Collab.), arXiv:nucl-ex/1201.3336v1 (2011)
- [7] M. Gaździcki, K. Grebieszko, M. Maćkowiak and S. Mrówczyński, *Phys. Rev. C* **83**, 054907 (2011)
- [8] M. Stephanov, K. Rajagopal, E. V. Shuryak, *Phys. Rev. D* **60**, 114028 (1999)
- [9] C. Alt et al. (NA49 Collab.), *Phys. Rev. C* **75**, 064904 (2007)
- [10] C. Alt et al. (NA49 Collab.), *Phys. Rev. C* **78**, 034914 (2008)
- [11] T. Anticic et al. (NA49 Collab.), *Phys. Rev. C* **70**, 034902 (2004)
- [12] T. Anticic et al. (NA49 Collab.), *Phys. Rev. C* **79**, 044904 (2009)
- [13] F. Becattini, J. Manninen and M. Gaździcki, *Phys. Rev. C* **73**, 044905 (2006)
- [14] K. Grebieszko (for the NA49 Collab.), *Nucl. Phys. A* **830**, 547C (2009) and ref. therein.
- [15] S. Mrówczyński, *Phys. Let. B* **314**, 118 (1993)
- [16] S. Mrówczyński and E. V. Shuryak, *Acta Phys. Polon. B* **34**, 4241 (2003)
- [17] M. Miller, R. Snellings, arXiv:nucl-ex/0312008 (2003)
- [18] K. Grebieszko (for the NA49 Collab.), arXiv:nucl-ex/1112.0794v1 (2011)
- [19] K. Grebieszko, S. Mrówczyński, arXiv:nucl-th/1110.4910v1 (2011)
- [20] T. Anticic *et al.* (NA49 Collab.), *Phys. Rev. C* **81**, 064907 (2010)
- [21] F. Diakonos et al. (for the NA49 Collab.) in the proceedings of CPOD 2011