

NegCut: Automatic Image Segmentation based on MRF-MAP

Qiyang Zhao
NLSDE, Beihang University
zhaoqy@buaa.edu.cn

Abstract

Solving the Maximum a Posteriori on Markov Random Field, MRF-MAP, is a prevailing method in recent interactive image segmentation tools. Although mathematically explicit in its computational targets, and impressive for the segmentation quality, MRF-MAP is hard to accomplish without the interactive information from users. So it is rarely adopted in the automatic style up to today. In this paper, we present an automatic image segmentation algorithm, NegCut, based on the approximation to MRF-MAP. First we prove MRF-MAP is NP-hard when the probabilistic models are unknown, and then present an approximation function in the form of minimum cuts on graphs with negative weights. Finally, the binary segmentation is taken from the largest eigenvector of the target matrix, with a tuned version of the Lanczos eigensolver. It is shown competitive at the segmentation quality in our experiments.

1 Introduction

Image segmentation is an important research field in computer vision and computational graphics. In recent years, many interactive segmentation methods, such as *GrabCut*([1]), *Paint*([2]), are designed in the *Bayesian* framework, to say, *Maximum a Posteriori* (MAP) on *Markov Random Fields* (MAP)([3]). Due to the high quality of their segmentation results, especially of accurate boundaries of extracted objects/foregrounds, these methods are capable of processing many tedious and time-resuming interactive tasks in image editing, medical diagnosing, etc.

In MRF-MAP-based segmentation methods, the sample foreground and/or background zones are designated by user interactions first, either in the scribble-based or painting-based style. The sample data is then adopted to typically produce two appropriate probabilistic models for the color distributions in the foreground and background zones. Accompanied with some well-designed smoothness terms, the data terms appear in the form of the log-hoods of all probabilities of pixel colors, then compose the final target func-

tion. The target function is then to be optimized to obtain a good segmentation result. Clearly, the user interactions are important in the whole task, in other word, it's the first power to push the optimization to run. Especially when the smoothness term only reflects the noisy tolerance capability, as in *GrabCut* and *Paint*, the user-defined color distributions are much critical in determining which part the pixels belong to.

Compared with the generally dissatisfactory segmentation quality in current automatic segmentation methods, it's tempting of considering the good segmentation results in MRF-MAP-based interactive tools. So an interesting problem arises naturally here: whether or not we can design a segmentation algorithm in the MRF-MAP framework, but without any user interactions? However there are few concrete attempts except SE-Cut, to the best of our knowledge. In order to produce the required color models, the user-designated zones in *GrabCut* are replaced by automatically chosen seeds in SE-Cut([4]). SE-Cut chooses its seeds by random walks and spectral embedding techniques instead in the MRF-MAP framework itself. Clearly, it's not a unified processing in only one dominating thread in the theoretical sense. In practice, there's an additional but necessary requirement for all seeds to be large enough lest being eliminated in the advanced processing. However, it's hard to derive from the MRF-MAP directly, and it makes SE-Cut a little more inconvenient both in practice and theoretical views.

In this paper, we present an automatic segmentation algorithm, NegCut, thoroughly under the MRF-MAP framework. It is designed to produce binary segmentation results, and likely to figure the dominating objects or outstanding scenes out of the images, the same as the interactive segmentation tools. Our main contributions are: (1) a mathematically strict analysis on the hardness of MRF-MAP without any predefined information (or uninformed MRF-MAP as abbr.) (2) a feasible way to approximate the MRF-MAP functions, and a concise mapping from the optimization of approximating energy onto minimum cuts of graphs with negative weights. (3) a simple implementation

with the help of the *Lanczos* eigensolver([5]), along with some experiments and corresponding analysis.

2 Background

In a MRF-MAP-based interactive segmentation algorithm, the task is mapped into the minimization of a particular target energy function E , which is the sum of a data term E_D and a smoothness term E_S multiplied by a factor λ :

$$E = E_D + \lambda E_S \quad (1)$$

where the data term E_D is the sum of all data penalty on all pixels according to their labels, the smoothness term E_S is the sum of all potential of adjacency interactions between all neighboring pixels of different labels. In our situation, these labels are just *foreground* or *background* (*fore* and *back* as abbr.) Typically in current algorithms, the data penalty of each pixel is the negative log-likelihood of its probability according to the color distribution in the foreground or background zone, and the smoothness terms are usually defined on all adjacent pixels on 4/8-connection grids:

$$E_D = \sum_p -\ln Pr_{L(p)}(p), E_S = \sum_{(p,q) \in N, L(p) \neq L(q)} S(p, q) \quad (2)$$

where $L(p)$ is the label of pixel p in the label configuration L , and $(p, q) \in N$ means p is adjacent to q . Although the smoothness terms are critical and important also, it's not the point in this paper. In general the smoothness term could be regarded as a prior in form of a *Markov Random Field*, therefore the problem is actually to pursue an appropriate label configuration to reach the lowest energy E , which is the *Maximum a posterior* under the MRF-MAP framework. Although it's more exact to regard the prior as a conditional random field or discriminating random field, we here still take MRF as the notation following the past literatures for convenience.

There are many choices when determining the coefficients in the energy function E . For the data term, the ordinary statistical histograms are sufficient for the situations with only a few possible colors, such as 16 gray levels, 256 colors and so on. However, it is not suitable for large color spaces such as 24-bit true colors, as the samples were relatively too sparse to raise a meaningful probabilistic model. Then other more complicated models, such as the *Gaussian mixture model* (GMM), fit this situation better considering the compromise both of efficiency and accuracy. It should be pointed out that, the GMM method is compatible to the histogram method, if we take each color value as an exact *Gaussian* component with variance 0.

For the smoothness term, the coefficients should be designed to encourage continuity between adjacent pixels, especially those of similar colors. A good choice is the exponential function of the *Euclidean* distances of colors, as

already adopted in *GrabCut*. Also we could add a positive constant to all smoothness coefficients to enhance the local continuity, or reduce the factor λ down to eliminate the differences between different colors.

After the color probabilistic models and smoothness coefficients are determined, there are several methods to minimize the target energy function, such as graph cut, *loopy belief propagation* (LBP) and *iterated conditional mode* (ICM)([6]). In the case of binary labels, the graph cut method is shown to be practically efficient: the target energy function could be mapped into cuts on an undirected graph where the global minimum solution could be obtained with the max-flow algorithms in the polynomial time. Here the data penalties are regarded as the weights of edges linked to the source/sink node in networks. As to the case of multiple labels, however, the hardness changes, to say, it's a k-way cut problem which is proven NP-hard.

The determined coefficients of the data terms, derived from the probabilistic color models, are important to construct the graph to be cut. Undoubtedly the user interactions are necessary for the current MRF-MAP based interactive image segmentations, whereas other tools such as random walks could present some candidate foreground/background zones instead.

3 Hardness of uninformed MRF-MAP

Remind that in the interactive image segmentations based on MRF-MAP, the probabilistic color models are computed from sample pixel colors, to be more detailed, foreground/background zones designated by users. It means that the whole energy function is still computable even if we only know the exact labels of all pixels. From this point of view, now the energy function E can be written as

$$E(L) = \sum_p -\ln Gen(L, p) + \lambda \sum_{(p,q) \in N, L(p) \neq L(q)} S(p, q) \quad (3)$$

where we aim to obtain an appropriate probabilistic color model from all pixel p 's with the same label L_p in $\{\textit{fore}, \textit{back}\}$, with the help of a histogram- or GMM-generating function *Gen*. Given *Gen*, all we need to calculate E is just the labels of all pixels in the image. In other word, there is a corresponding energy value for each label configuration of pixels. Clearly there exists a minimum energy E^* according to a certain label configuration L^* among them:

$$L^* = \arg \min_L (E(L)) \quad (4)$$

Recall that we usually obtain a good segmentation result according to the minimum energy value in the interactive segmentations, then whether or not L^* is also meaningful in the image segmentation problem? Furthermore, could we

obtain such a global optimal solution L^* in the polynomial time? However, it is not addressed before to the best of our knowledge.

Since the histograms are easy to deal with, it's reasonable to investigate the hardness of uninformed MRF-MAP on small number of colors, while the conclusion still holds under the general cases of GMMs. To be more concentrated, we neglect all smoothness term, i.e., $\lambda = 0$. Suppose we have n pixels of m colors in the input image, and the pixels of color i counts to n_i . Then for each label configuration L in $\{fore, back\}^n$, we set $n_{0,i}$ as the pixel amount of color i and label *fore*, while it's the same for $n_{1,i}$ to color i and *back*. Furthermore, F and B are the two sets of *fore* pixels and *back* pixels respectively, while their pixel amounts are $s_0 = n_{0,1} + n_{0,2} + \dots + n_{0,m}$ and $s_1 = n_{1,1} + n_{1,2} + \dots + n_{1,m}$. These notations will also be taken in the following sections. Now, the energy function E on L becomes

$$E(L) = \sum_{p \in F} -\ln \frac{n_{0,p}}{s_0} + \sum_{p \in B} -\ln \frac{n_{1,p}}{s_1} \\ = (s_0 \ln s_0 + s_1 \ln s_1) - \sum_{i=1}^m (n_{0,i} \ln n_{0,i} + n_{1,i} \ln n_{1,i}) \quad (5)$$

Then consider a function f_1 defined on interval $[0, c]$:

$$f_1(0) = a \ln a + (b+c) \ln(b+c) - c \ln c, \\ f_1(c) = (a+c) \ln(a+c) + b \ln b - c \ln c, \\ f_1(x) = (a+x) \ln(a+x) + (b+c-x) \ln(b+c-x) \\ - x \ln x - (c-x) \ln(c-x), (0 < x < c). \quad (6)$$

Obviously f_1 is continuous on the entire interval, and we have its derivative $f_1'(x) = 0$ on $x = \frac{ac}{a+b}$, $f_1'(x) > 0$ when $0 < x < \frac{ac}{a+b}$, and $f_1'(x) < 0$ for $\frac{ac}{a+b} < x < c$. Hence the maximum value of f_1 on $[0, c]$ appears on $x = \frac{ac}{a+b}$, whereas its minimum value is on $x = 0$ or $x = c$. Then for each $k = 1, \dots, m$, if s_0, s_1, n_k and all $n_{0,i}, n_{1,i} (i \neq k)$ as fixed, we would get the minimum value of $E(L)$ at $n_{0,k} = 0$ or $n_{1,k} = 0$. Without the loss of generality, we assume there exists an m^* satisfying that $n_{1,k} = 0$ for all $k \leq m^*$, and $n_{0,k} = 0$ for all $k > m^*$. So we have

$$\min E(L) = \left(\sum_{k \leq m^*} n_k \right) \ln \left(\sum_{k \leq m^*} n_k \right) + \left(\sum_{k > m^*} n_k \right) \ln \left(\sum_{k > m^*} n_k \right) \\ - \sum_{k=1}^m n_k \ln n_k \quad (7)$$

Now consider another function $f_2(x) = x \ln x + (d-x) \ln(d-x)$. Since $f_2'(x) = \ln \frac{x}{d-x}$, it's easy to conclude

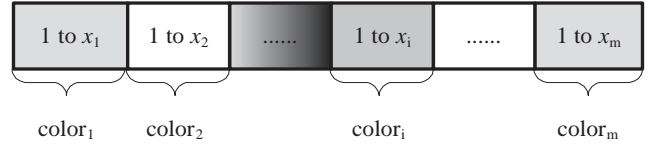


Figure 1. An $1 \times 2k$ image with m colors.

that f_2 reaches its minimum value at $x = \frac{d}{2}$. So finally we know that the energy function E reaches its minimum value when $\sum_{k \leq n^*} n_k = \sum_{k > n^*} n_k$ if possible. In the following we will reduce the set partition problem to the minimization of our energy function E . Since the set partition problem is an NPC problem([7]), uninformed MRF-MAP is NP-hard then. Remember that, the set partition problem is about

Given a positive integer set $X = \{x_1, x_2, \dots, x_m\}$ summing up to $2k$, whether or not there is a subset X' satisfying that the sum of all entries in X' equals k ?

The reduction is rather straightforward. First we construct an image *img* with the size $1 \times 2k$ (only one pixel high) in the color space $\{color_1, color_2, \dots, color_m\}$ as

Then in the smoothness terms, we make it sufficiently large for pixels of the same colors, but close to zero for pixels of different colors. Therefore the blocks of identical colors would never be cut, and the extremely small coefficients for adjacent pixels of different colors would have no effect on the energy function E . When minimizing E , we would get

$$\min \left(\left(\sum_{i \in X'} x_i \right) \ln \left(\sum_{i \in X'} x_i \right) + \left(\sum_{i \in \bar{X}'} x_i \right) \ln \left(\sum_{i \in \bar{X}'} x_i \right) \right) \quad (8)$$

on a certain subset X' satisfying $\sum_{i \in X'} x_i = \sum_{i \in \bar{X}'} x_i = k$, according to the above analysis. So the set partition problem could be determined by minimizing the energy function E and verifying whether the minimum is equal to $(2k \ln k - \sum_{i=1}^m x_i \ln x_i)$. So the reduction is finished.

Here we have established the link between the set partition problem and the uninformed MRF-MAP in image segmentations. Recall that, the hardness of normalized cut is also linked to the same NPC problem([8]), and the reduction there implicitly ensures that its binary segmentation results are somewhat fair in sizes. Clearly this favorable property also holds for the potential image segmentation algorithms based on uninformed MRF-MAP, to say, no much isolated small-sized pieces were produced.

4 Approximating uninformed MRF-MAP

Considering the NP-hardness when minimizing the energy function E , it is reasonable to pursue its approximating solution instead. However, E is not a polynomial with respect of the label configuration L , even not a closed form at

all. So it is feasible to find its replacement which is solvable and sufficiently close to E .

First let's consider a function $f_3(x) = x \ln x + (1-x) \ln(1-x)$. We have $f_3(x) = \frac{-5}{2}xy - \Delta(x)$ where $y = (1-x)$ and

$$\Delta(x) = xy\left(\frac{1}{3}(x^2 + y^2) + \frac{1}{4}(x^3 + y^3) + \dots\right), \quad (9)$$

by performing two *Taylor* expansions. The mean of $\Delta(x)$ on $[0, 1]$ is $\int_0^1 \Delta(x)dx = \frac{1}{12}$, and we could basically taken it as the value of $\Delta(x)$ on the entire interval, given that the mean square error $\int_0^1 (\Delta(x) - \frac{1}{12})^2 dx \approx 3 \times 10^{-4}$ is considerable small. Hence it is totally acceptable to approximate f_3 with $(\frac{-5}{2}x(1-x) - \frac{1}{12})$, as shown in Fig. 2. Now return to our energy function E . Since the uninformed

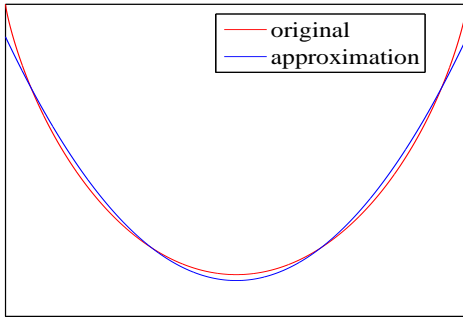


Figure 2. Curves of function f_3 and its approximation on $[0, 1]$.

MRF-MAP on small number of colors is relatively simple, we set the case as our start.

4.1 For small color spaces

Histograms are generally adopted in the cases of small color amounts. Based the approximation of f_3 , we can approximate the energy function E with

$$\left(\frac{-5}{2n}s_0(n-s_0) - \frac{1}{12}\right) - \sum_{i=1}^m \left(\frac{-5}{2n_i}n_{0,i}(n_i - n_{0,i}) - \frac{1}{12}\right) + \lambda \sum_{(p,q) \in N, L(p) \neq L(q)} S(p, q) \quad (10)$$

Since m, n and all n_i 's are all fixed in the input image, it is actually to minimize

$$\frac{-5}{2n}s_0(n-s_0) - \sum_{i=1}^m \left(\frac{-5}{2n_i}n_{0,i}(n_i - n_{0,i})\right) + \lambda \sum_{(p,q) \in N, L(p) \neq L(q)} S(p, q) \quad (11)$$

when pursuing the minimum of E .

4.2 For large color spaces

It is a little more complicated for the cases of large color amounts, such as 2^{24} colors in the 3-bytes RGB space. Since the amount of potential colors is usually much larger than that of the image pixels, there is hardly remarkable number of samples in each bin of the color histogram. *GrabCut* takes GMM as a good replacement to histograms in the color image segmentation, but it is not fluent and easy to find the approximation of E from GMMs. Instead we adopt a trivial but also accurate scheme in the continuous RGB color space: first, choose a fidelity parameter σ^2 empirically or by calculations on the entire image as in [1], then set the statistical contribution of sample color on each pixel p to be a normal distribution with mean p and variance σ^2

$$Pr_p(k) = \frac{1}{\sqrt{2\pi\sigma^2}} e^{-\frac{Dist(p,k)}{2\sigma^2}} \quad (12)$$

where $Dist(p, k)$ means the squared *Euclidean* distance between the colors of pixel p and k . Then construct the probabilistic color models on all foreground pixels and background pixels as

$$Pr_F(p) = \frac{1}{n_0} \sum_{q \in F} Pr_q(p), Pr_B(p) = \frac{1}{n_1} \sum_{q \in B} Pr_q(p) \quad (13)$$

And the energy function E becomes into the smoothness term plus an integral on the entire continuous RGB space

$$E(L) = \int \left(-\frac{n_0}{n} \cdot Pr_F(p) \ln Pr_F(p)\right) dp + \int \left(-\frac{n_1}{n} \cdot Pr_B(p) \ln Pr_B(p)\right) dp + \lambda \sum_{(p,q) \in N, L(p) \neq L(q)} S(p, q) \quad (14)$$

Since $\sum_q Pr_q(p)$ is a fixed value in the input image, it is actually to minimize

$$\sum_{p,q} \left(-\frac{5}{2n^2} + \frac{5}{2n} \cdot \int \frac{Pr_p(k) \cdot Pr_q(k)}{\sum_j Pr_j(k)} dk\right) + \lambda \sum_{(p,q) \in N, L(p) \neq L(q)} S(p, q) \quad (15)$$

when pursuing the minimum of E . Again we can make it simpler by enlarging the factor λ n times

$$\sum_{p,q} \left(-\frac{5}{2n} + \frac{5}{2} \cdot \int \frac{Pr_p(k) \cdot Pr_q(k)}{\sum_j Pr_j(k)} dk\right) + \lambda \sum_{(p,q) \in N, L(p) \neq L(q)} S(p, q) \quad (16)$$




Figure 3. Leftmost column: original gray images, other three columns: segmentation results with $\lambda = 1, 5, 10$ in turn. (16grayscale)

5 NegCut based on Min-Cut

5.1 NegCut on small color spaces

Take the simple case of histograms on small number of colors as our start. Then our target is to obtain a segmentation result by minimizing (11). Now construct an undirected graph G of n nodes corresponding to the pixels, and set the edge weight $w(p, q)$ as the sum of the following three terms

$$\begin{aligned} w_1(p, q) &= \frac{-5}{2n} \\ w_2(p, q) &= \begin{cases} \frac{5}{2n_i}, & p \text{ and } q \text{ have the same color } i, \\ 0, & \text{otherwise.} \end{cases} \\ w_3(p, q) &= \begin{cases} S(p, q), & p \text{ is adjacent to } q, \\ 0, & \text{otherwise.} \end{cases} \end{aligned} \quad (17)$$

It is easy to prove that the approximating energy value on a label configuration L is just equal to the capacity of the corresponding cut $C = \{F, B\}$ on G . Therefore it is to find the minimum cut on G minimizing (11). Although there exists several $O(N^3)$ algorithm solving the minimum cuts on graphs with non-negative weights, it is not suitable here. In fact, the negative weighted edges make the Min-Cut to be a Max-Cut on a auxiliary graph with non-negative weights. Since Max-Cut has already be proven to be a NP-complete problem, it can be concluded that there is no polynomial algorithm for us to minimize (11).

However, we might generalize this discrete optimization task into the continuous real space R^n . First we set an indicator vector $D = [d_1, d_2, \dots, d_n]^T \in \{+1, -1\}^n$ denoting the i th pixel of *fore* by $+1$ or *back* by -1 , then establish a matrix $W = [w(p, q)]$ whose entries sum up to S_W . Clearly the cut value is just equal to $\frac{1}{2}(S_W - D^T W D)$. Subsequently, we generalize the labels into the continuous interval $[-1, 1]$ instead of $\{+1, -1\}$, and the original optimization task on (11) becomes

$$\max D^T W D, \text{ s.t. } \|D\|_2 = n. \quad (18)$$

According to the *Lagrange factor method* ([6]), the solution to (18) is the eigenvector D corresponding to the largest eigenvalue. Then we might straightforwardly get the required binary indicator from D by setting the i th entry as -1 if $d_i \leq 0$, or $+1$ if $d_i > 0$. Here the *Lanczos* algorithm is adopted to finish the time-consuming operations of the largest eigenvectors for large matrices. In fact, the *Lanczos* algorithm is well known as the fastest method to solve the largest eigenvectors in $O(N)$ time mostly for sparse matrices, whereas our graph G is completely connected and the corresponding weight matrix W is full. Fortunately, W is only called to perform a matrix-vector multiplication there, and the major calculation is identical for pixels of the same color. So we might improve it to sharply reduce the time consumption down to linear, as described in algorithm 1.

Now we have established the NegCut algorithm on the small color spaces as below:

Algorithm 1 NegCut on small color spaces

- 1: On each adjacent pair of pixels (p, q) , compute the smoothness term $S(p, q)$;
 - 2: Solve the largest eigenvector $D = [d_1, d_2, \dots, d_n]^T$ of the matrix $W = [w(p, q)]$ with the *Lanczos* algorithm, but perform the matrix-vector multiplication of W and some vector $R = [r_1, r_2, \dots, r_n]^T$ as
 - set $\varphi = 0$. Then for $k = 1$ to n , $\varphi \leftarrow \varphi - \frac{5}{2n} \cdot r_k$;
 - set $\theta_i = 0$ for all i 's. Then for $k = 1$ to n , set $\theta_i \leftarrow \theta_i + \frac{5}{2n_i} \cdot r_k$ according to its color i ;
 - for $k = 1$ to n , calculate $\mu_k = \sum_{j:(j,k) \in N} S(j, k)$. Then according to its color i , and output $\varphi + \theta_i + (\frac{5}{2n} - \frac{5}{2n_i}) \cdot r_k$ as the k th entry of vector $W \cdot R$.
 - 3: let the label of pixel k be *back* if $d_k \leq 0$, or *fore* if $d_k > 0$.
-

Apparently we could finish step 1 and 3 in $O(n)$ time. From step 2.a to 2.d, it requires $O(n)$ time to calculate the product vector involving W , so we need totally $O(n)$ time for the slightly changed *Lanczos* algorithm in step 2. Finally the entire time complexity of NegCut for small color spaces remains $O(n)$.

5.2 NegCut on large color spaces

The case of large color spaces is a little more complicated. Recall that in (16) we need to calculate the integral on the whole continuous color space, and it is unrealistic in most applications. A feasible substitution is to perform the calculation on the typical samples according to the probabilistic distribution of (13). Fortunately the pixels of the input image just meet this requirement well. Hence the integral becomes into the sum as $\sum_k \frac{\text{Pr}_p(k) \cdot \text{Pr}_q(k)}{\sum_j \text{Pr}_j(k)}$, however the computational load is still heavy as we have to scan each pixel and record its contributions to n Pr_q 's. While the entire complexity is up to $O(n^2)$, which is totally unacceptable even on ordinary-sized images. In order to improve it, we cluster all colors into a limited number of classes first, so that the summations would be identical for the pixels in the same color class. Now, all we need is just to scan each pixel and record its contributions to these color classes, and the time consumption is reduced to $O(n)$ given the amount of color classes is limited.

As in the small color spaces, we construct an undirected graph G of n nodes corresponding to the pixels, and set the edge weight $w(p, q)$ as the sum of following three terms,

$$\begin{aligned} w_1(p, q) &= \frac{-5}{2n} \\ w_2(p, q) &= \frac{5}{2} \cdot \sum_k \frac{\text{Pr}_p(k) \cdot \text{Pr}_q(k)}{\sum_j \text{Pr}_j(k)} \\ w_3(p, q) &= \begin{cases} S(p, q), p \text{ is adjacent to } q, \\ 0, \text{otherwise.} \end{cases} \end{aligned} \quad (19)$$

Now we have established the NegCut algorithm for the large color spaces:

There are some light differences between the two algorithms in step 1 and 2. However given the amount of color classes is limited and fixed, it requires also $O(n)$ time to finish the multiplication involving W . Finally the entire time complexity of NegCut for large color spaces is also $O(n)$.

6 Experiments

Since NegCut is different on the small color spaces and large color spaces, our experiments are finished on both gray scale images and color images. We trivially set all smoothness terms to be 1 over entire images, and let λ vary from 1 to 10. All color test images are chosen from the segmentation datasets from Berkeley and MSR at Cambridge,

Algorithm 2 NegCut on large color spaces

- 1: Cluster all pixels into m color classes with the mean color c_1, \dots, c_m . On each pixel k , calculate its probabilistic densities in all m Gaussian Distributions, and add its contribution $\frac{\text{Pr}_p(k) \cdot \text{Pr}_q(k)}{\sum_j \text{Pr}_j(k)}$ to $w_2(p, q)$ for every two color classes of pixel p and q ;
 - 2: Solve the largest eigenvector $D = [d_1, d_2, \dots, d_n]^T$ of the matrix $W = [w(p, q)]$ with the *Lanczos* algorithm, but perform the matrix-vector multiplication of W and some vector $R = [r_1, r_2, \dots, r_n]^T$ as
 - set $\varphi = 0$. Then for $k = 1$ to n , $\varphi \leftarrow \varphi - \frac{5}{2n} \cdot r_k$;
 - set $\theta_i = 0$ for all i 's. Then for $k = 1$ to n , $i = 1$ to m , set $\theta_i \leftarrow \theta_i + w_2(j, k) \cdot r_k$ according to its color class j ;
 - for $k = 1$ to n , calculate $\mu_k = \sum_{j:(j,k) \in N} S(j, k)$. Then according to its color class i , output $\varphi + \theta_i + \mu_k - \frac{5}{2n} \cdot r_k$ as the k th entry of vector $W \cdot R$.
 - 3: let the label of pixel k be *back* if $d_k \leq 0$, or *fore* if $d_k > 0$.
-

and all gray scale images are derived from them. Here the amounts of color classes in all color images are set to be 16, and all gray-scaled images also have 16 gray levels within them. Based on the block-based Lanczos eigensolver([9]), we established two versions for NegCut in Matlab codes. At last, all test images are resized to be about 256×256 to reduce the time-consuming calculations in the experiments.

There are three groups of results in Fig. 3, 4 and 5: gray-scaled on different λ 's, segmentation results of color images on different λ 's, and different color images on fixed $\lambda = 1$. Our target images are intently chosen to be of close gray scales, splendidly colors and delicate local changes, so that to verify the performance of NegCut on different challenges. The small color space version of NegCut works on gray-scaled images, while those color images are processed with the more complicated algorithm.

In general, we obtained basically acceptable segmentation results in all experiments, especially that most dominating objects are figured out of these images. There are more isolated, but vivid pieces in the segmentation results when $\lambda = 1$, both on gray-scaled images and color images. And it's much better for color images because the connections between different colors are involved in the large color space version of NegCut. When $\lambda = 1$, the segmentation boundaries are more likely located on the desired edges of the objects in these images. However, it also brings too much emphasis on these discontinuous line segments, and results in much more isolated pieces in the segmentations. When λ varies from 1 to 5, then to 10, it is shown the seg-




Figure 4. Leftmost column: original images, other three columns: segmentation results with $\lambda = 1, 5, 10$ in turn. ($m = 16$)

mentation boundaries become smoother and smoother, but on the cost of the lose of elaborate details. When $\lambda = 10$, the two segmentation zones are more fair in sizes. The reason for that is, the large portion of the smoothness terms in the energy function weakens the effect of the data penalties. NegCut tends to cut two pieces sized of one half of the entire image to reach the minimum energies.

7 Conclusions

Despite the NP-hardness of uninformed MRF-MAP, NegCut is an initial attempt in developing automatic image segmentation tools under the MRF-MAP framework. Given that the Lanczos algorithm is specially designed for solving the extreme eigenvectors, NegCut are much easier to develop in principle than those require inner eigenvectors, such as the normalized cut. Though NegCut only produce binary segmenation results, it can be recurrently called to refine the past segmentationzones results until the expected

one appears.

Recall that in the interactive segmentation tools, their target is to obtain the minimum of particular energy functions with user interactions. Since NegCut approximates the global minimum energy value, it is meaningful in the analysis on the underlying mathematical trends when these interactive tools performing calculations.

Different from the ordinary minimum-cut-based segmentation or clustering algorithms, the negative weights ensure that NegCut likely obtain fair segmentation results instead of isolated extremely small pieces. However, the double-fold NP-hardness encountered in solving MRF-MAP reminds us, it is necessary to make a attempt on more efficient calculation methods.

References

- [1] C. Rother, V. Kolmogorov and A. Blake. GrabCut: Interactive Foreground Extraction using Iterated Graph Cuts. *ACM transactions on graphics*, 23(3):307-312, 2004.

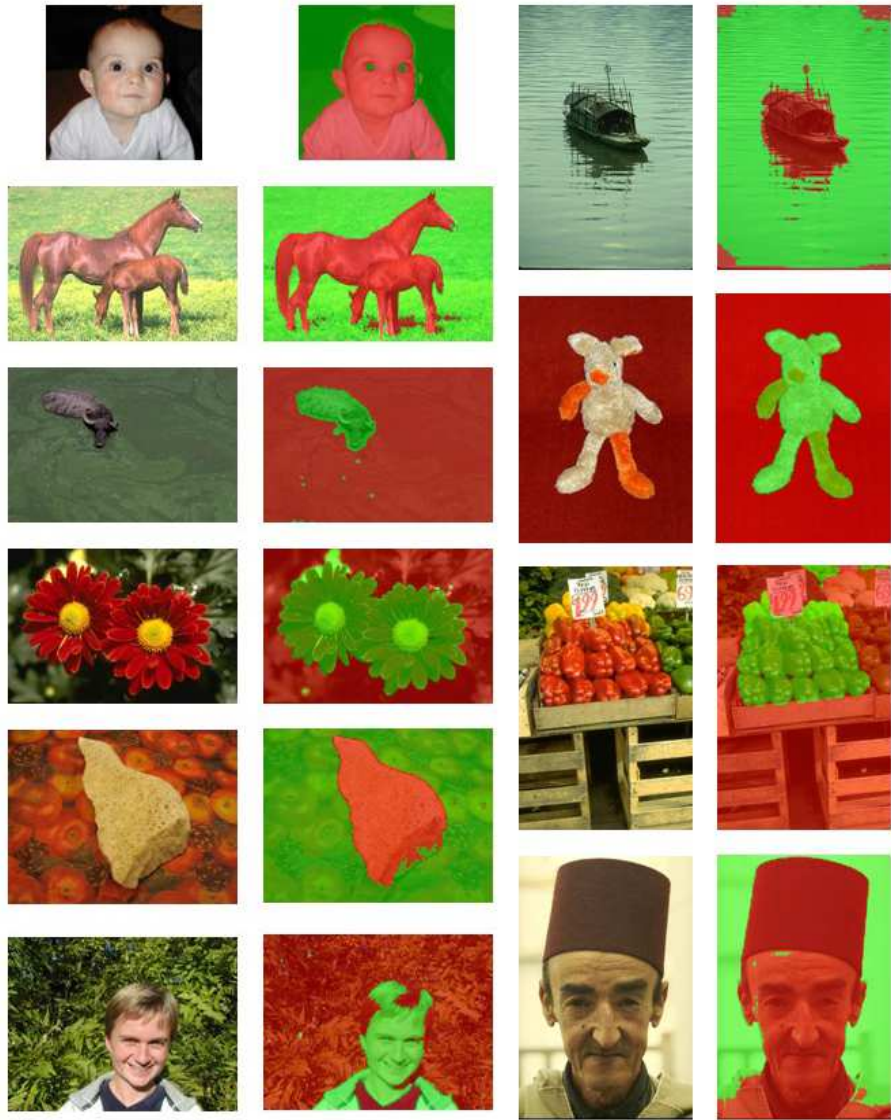


Figure 5. Left columns: original images, right columns: segmentation results. ($\lambda = 1, m = 16$)

756
757
758
759
760
761
762
763
764
765
766
767
768
769
770
771
772
773
774
775
776
777
778
779
780
781
782
783
784
785
786
787
788
789
790
791
792
793
794
795
796
797
798
799
800
801
802
803
804
805
806
807
808
809

810
811
812
813
814
815
816
817
818
819
820
821
822
823
824
825
826
827
828
829
830
831
832
833
834
835
836
837
838
839
840
841
842
843
844
845
846
847
848
849
850
851
852
853
854
855
856
857
858
859
860
861
862
863

[2] J. Liu, J. Sun and H. Shum. Paint Selection. *ACM transactions on graphics*, 28(3):1-7, 2009.

[3] A. Blake, C. Rother, M. Brown, P. Perez, and P. Torr. Interactive Image Segmentation Using an Adaptive GMMRF Model. *European Conference on Computer Vision*, 428C441, 2004.

[4] F. Estrada, A. Jepson, and C. Chennubhotla. Spectral Embedding and Min-Cut for Image Segmentation. *British Machine Vision Conference*, 317-326, 2004.

[5] G. Golub, C. Van Loan. *Matrix Computations*, John Hopkins Press, 1996.

[6] R. Szeliski, R. Zabih, D. Scharstein, and etc. A comparative study of energy minimization methods for markov random fields with smoothness-based priors. *IEEE trans. on Pattern Analysis and Machine Intelligence*, 30(6):1068–1980, 2008.

[7] M. R. Garey and D. S. Johnson. *Computers and Intractability:*

A Guide to the Theory of NP-Completeness, W. H. Freeman Press, 1979.

[8] J.B. Shi and J. Malik. Normalized cuts and image segmentation. *IEEE trans. on Pattern Analysis and Machine Intelligence*, 22(8):888-905, 2000.

[9] J. Baglama, D. Calvetti, and L. Reichel. IRBL: An Implicitly Restarted Block Lanczos Method for large-scale Hermitian eigenproblems. *SIAM Journal of Science Computing*, 27(1), 2003.