

Is the LHC Observing the Pseudo-scalar State of a Two-Higgs Doublet Model ?

Gustavo Burdman,¹ Carlos E. F. Haluch,¹ and Ricardo D. Matheus²

¹*Instituto de Física, Universidade de São Paulo, São Paulo, Brazil*

²*Instituto de Física Teórica, Universidade do Estado de São Paulo, São Paulo, Brazil*

The ATLAS and CMS collaborations have recently shown data suggesting the presence of a Higgs boson in the vicinity of 125 GeV. We show that a two-Higgs doublet model spectrum, with the pseudo-scalar state being the lightest, could be responsible for the diphoton signal events. In this model, the other scalars are considerably heavier and are not excluded by the current LHC data. If this assumption is correct, future LHC data should show a strengthening of the $\gamma\gamma$ signal, while the signals in the $ZZ^{(*)} \rightarrow 4\ell$ and $WW^{(*)} \rightarrow 2\ell 2\nu$ channels should diminish and eventually disappear, due to the absence of diboson tree-level couplings of the CP-odd state. The heavier CP-even neutral scalars can now decay into channels involving the CP-odd light scalar which, together with their larger masses, allow them to avoid the existing bounds on Higgs searches. We suggest additional signals to confirm this scenario at the LHC, in the decay channels of the heavier scalars into AA and AZ . Finally, this inverted two-Higgs doublet spectrum is characteristic in models where fermion condensation leads to electroweak symmetry breaking. We show that in these theories it is possible to obtain the observed diphoton signal at or somewhat above of the prediction for the standard model Higgs for the typical values of the parameters predicted, as long as the additional fermions are colorless.

PACS numbers: 11.10.Kk, 12.60.-i, 13.90.+i

Introduction. – Recently the ATLAS and CMS collaborations have reported important exclusions in the Higgs mass with about 5 fb^{-1} of accumulated luminosity [1, 2]. The excluded region is (112.7 – 115.5) GeV, (131 – 237) GeV and (251 – 453) GeV for ATLAS, and (127 – 600) GeV for CMS, both at 95% C.L. However, both experiments observe excess signal events at low masses. The most significant of these is in the $h \rightarrow \gamma\gamma$ channel in ATLAS, which would point to a Higgs mass of $m_h \simeq 126$ GeV. The local significance of this excess is of 2.8σ . ATLAS also observes an excess in the $h \rightarrow ZZ^{(*)} \rightarrow 4\ell$ channel with a local significance of 2.1σ , as well as in $h \rightarrow WW^{(*)} \rightarrow \ell^+\nu\ell^-\bar{\nu}$ with a local significance of 1.4σ . On the other hand, the CMS collaboration has an excesses at 124 GeV as well as at 119 GeV. Once again, the excess at 124 GeV is mostly driven by the diphoton channel, whereas the excess at the lower mass comes from 3 $ZZ^{(*)} \rightarrow 4\ell$ events. The local significance of these excesses is approximately 2.5σ . Thus, taken all combined, both experiments appear to coincide in the existence of a diphoton excess somewhere around (124 – 126) GeV, while differing on the invariant mass of the less significant excesses observed in $ZZ^{(*)} \rightarrow 4\ell$, as well as in $WW^{(*)} \rightarrow \ell^+\nu\ell^-\bar{\nu}$.

In this letter we consider the possibility that the excess in the $\gamma\gamma$ is real, but that it is caused by the pseudo-scalar state A in a two-Higgs doublet model (THDM). We assume that the spectrum of the THDM is inverted with respect to what is usually considered, for instance in the Minimal Supersymmetric Standard Model (MSSM) [4]: A is the lightest state, with (h, H, H^\pm) much heavier and with small splittings among them [5, 6]. Whatever the

origin of this scalar spectrum, the first signal of it would be the observation of $A \rightarrow \gamma\gamma$ if $m_A < 130$ GeV, just as is the case of the SM Higgs. The production cross section times branching ratio for $gg \rightarrow A \rightarrow \gamma\gamma$ need not be the same as that of the SM Higgs. In fact the ATLAS signal is somewhat larger than the SM prediction for a Higgs of $\simeq 125$ GeV. On the other hand, since A has no tree-level couplings to ZZ and WW , these channels would not be observed for the lightest mass peak. Thus, as the LHC accumulates more luminosity, this scenario predicts that the signal in the $\gamma\gamma$ channel should increase in significance, while the ZZ and WW signals should become smaller and eventually disappear. If this is the case, other channels will have to be studied to confirm the THDM explanation. In what follows, we specify the parameter space of this scenario as well as its predictions for future LHC data samples. We also point out the strategy for finding the other states that would confirm the THDM hypothesis. Finally, we speculate on the possible dynamical origin of this peculiar THDM spectrum and its relation to theories of electroweak symmetry breaking (EWSB).

Predictions in the inverted THDM – In order to specify the phenomenology of the THDM we must define the scheme of fermion couplings. There are four possible choices that would avoid flavor changing neutral currents (FCNCs) at tree level: the so called type I, type II, lepton-specific and flipped schemes [7], depending on the choice of doublet responsible of the masses of right-handed fermions. The couplings of the scalar sector are determined by $\tan \beta \equiv v_2/v_1$, the ratio of vacuum expectation values of the two doublets, and the mixing angle

α between the neutral CP-even scalars. However, the couplings of A to fermions only depend on β . For instance, the couplings of A to all up-type quarks in all four schemes is $\cot \beta$. On the other hand, its couplings to down-type, go like $\cot \beta$ in the type I and lepton-specific case, whereas they go like $\tan \beta$ for the type II and flipped schemes. Finally, the couplings of charged leptons to A in type I and flipped scenarios go like $-\cot \beta$, while the same couplings in type II and lepton-specific schemes go like $\tan \beta$.

We are interested in calculating the $\sigma \times BR(gg \rightarrow A \rightarrow \gamma\gamma)$ in the inverted THDM. The production cross section for $gg \rightarrow A$ is given by [8]

$$\sigma_A = \frac{9}{4} \frac{|\cot \beta I_A(\tau_t) + \xi(\beta) I_A(\tau_b)|^2}{|I_S(\tau_t)|^2} \sigma_h^{\text{SM}}, \quad (1)$$

where σ_h^{SM} is the SM $gg \rightarrow h$ production cross section, the functions in (1) are given by:

$$I_A(\tau) = \frac{f(\tau)}{\tau}, \quad (2)$$

$$I_S(\tau) = \frac{3}{2} [\tau + (\tau - 1)f(\tau)] / \tau^2, \quad (3)$$

and

$$f(\tau) = \begin{cases} \arcsin^2 \sqrt{\tau}, & \tau \leq 1 \\ -\frac{1}{4} \left[\log \frac{1 + \sqrt{1 - \tau^{-1}}}{1 - \sqrt{1 - \tau^{-1}}} - i\pi \right]^2, & \tau > 1 \end{cases} \quad (4)$$

expressed in terms of the variable $\tau_f \equiv m_{A,h}^2 / 4m_f^2$. The factor $\xi(\beta)$ in (1) depends on the choice of THDM scheme: for type I and lepton specific models, $\xi(\beta) = -\cot \beta$, while for type II and flipped cases we have $\xi(\beta) = \tan \beta$. For moderate values of $\tan \beta$ the top quark contribution dominates the ggA vertex. The b quark term is important for large $\tan \beta$ in the type II and flipped schemes.

Similarly, we can compute the $A \rightarrow \gamma\gamma$ decay width normalized by the SM $h \rightarrow \gamma\gamma$ width, obtaining

$$\frac{\Gamma(A \rightarrow \gamma\gamma)}{\Gamma^{\text{SM}}(h \rightarrow \gamma\gamma)} = 4 \frac{|N_c q_U^2 \cot \beta I_A(\tau_t) + N_c q_D^2 \xi(\beta) I_A(\tau_b)|^2}{|N_c q_U^2 (4/3) I_S(\tau_t) + I_W(\tau_W)|^2}, \quad (5)$$

where $q_{U,D}$ are the charges of up and down type quarks and the W contribution to the SM Higgs decay to diphotons is accounted for by the function

$$I_W(\tau) = -[2\tau^2 + 3\tau + 3(2\tau - 1)f(\tau)] / \tau^2. \quad (6)$$

We are now ready to compute the $\sigma \times BR(gg \rightarrow A \rightarrow \gamma\gamma)$ in the inverted THDM normalized by the analogous SM Higgs process. We have not included QCD corrections to the quark contributions since they largely cancel in the ratio. In Figure 1 we plot the ratio $R = \sigma \times BR(gg \rightarrow A \rightarrow \gamma\gamma) / \sigma \times BR(gg \rightarrow h \rightarrow \gamma\gamma)$

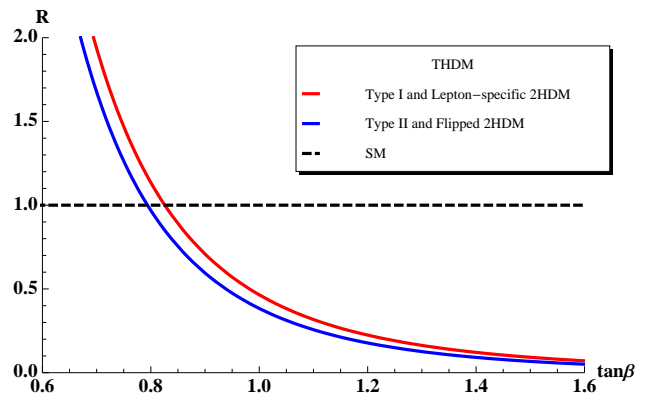


FIG. 1: The ratio $R = \sigma \times BR(gg \rightarrow A \rightarrow \gamma\gamma) / \sigma \times BR(gg \rightarrow h \rightarrow \gamma\gamma)$ vs. $\tan \beta$. The top line corresponds to the type I and lepton-specific schemes, with the bottom curve being for the type II and flipped cases. The horizontal dashed line corresponds to $\sigma \times BR(gg \rightarrow A \rightarrow \gamma\gamma)$ equal to the prediction for this process mediated by the SM Higgs.

vs. $\tan \beta$. The top line corresponds to the type I and lepton-specific schemes, with the bottom curve being for the type II and flipped cases. As expected, these two cases do not differ by much. We see that excesses over the SM prediction for $gg \rightarrow h \rightarrow \gamma\gamma$ can only be obtained for $\tan \beta < 0.8$ or so. Larger values of $\tan \beta$ would imply $R < 1$, in contradiction with the ATLAS data, as long as we interpret it as purely coming from signal (i.e. not aided by a significant upward fluctuation). Thus, we see that the inverted THDM can explain the diphoton signal at the LHC for these small values of $\tan \beta$. This region of parameter space is allowed by all other data. In addition to the absence of FCNC at tree level, the loop contributions to FCNC processes are safely below bounds given that the charged states of the model, H^\pm , are assumed to have masses well in excess of the 95% C.L. bound $m_{H^\pm} > 316$ GeV which is mostly driven by $b \rightarrow s\gamma$ [9].

The bounds on Higgs searches from ATLAS and CMS suggest that the rest of the scalar spectrum of the THDM is quite heavy. The inverted THDM is defined as having very massive (h, H, H^\pm) states. In particular, the neutral states, h and H , are not excluded by the SM Higgs bounds obtained using the standard channels, due to a combination of them being heavy plus the fact that other decay channels are open for their decays. In particular, the decay channels

$$(h, H) \longrightarrow AA \quad (h, H) \longrightarrow AZ \quad (7)$$

that are competitive with $(h, H) \longrightarrow WW$ and $(h, H) \longrightarrow ZZ$, the channels that drive the bounds on large SM Higgs masses. In order to illustrate this we show in Figure 2 the branching fractions of the lightest CP-even neutral scalar h for the type II case.. The branching ratios are computed for $m_A = 126$ GeV and $\tan \beta = 0.8$, which would correspond to a diphoton sig-

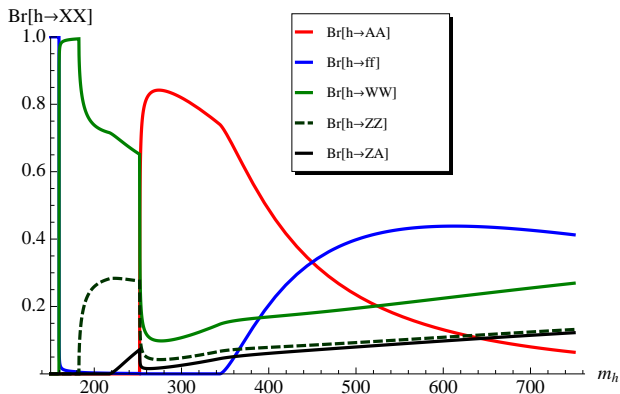


FIG. 2: Branching ratios for the lightest CP-even h vs. m_h , for $\tan\beta = 0.8$, small mixing angle α , and $m_A = 126$ GeV.

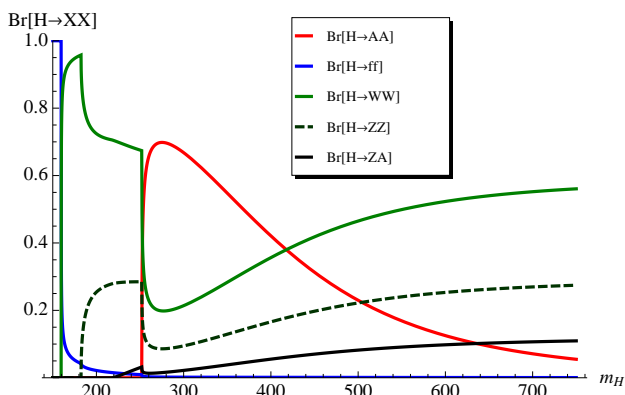


FIG. 3: Branching ratios for the heaviest CP-even, H , vs. m_H , for $\tan\beta = 0.8$, small mixing angle α , and $m_A = 126$ GeV.

nal at about the same level of the SM Higgs, as can be seen in Figure 1. We used a rather small mixing angle α , which results in an important coupling of h to the top quark, making $t\bar{t}$ an important decay channel above threshold. More importantly, we see that the ZZ and WW channels used by ATLAS and CMS to put bounds on the mass of the Higgs now have to compete with the AA and AZ channels. In fact, the LHC bounds on Higgs searches do not apply to the THDM h once its mass is above AA threshold or about 250 GeV. The ZZ only becomes more important than the AA channel for rather large masses.

Similarly, we plot the the branching fractions for the decays of the heavier CP-even state, H , in Figure 3. Thus, we see that the search for the neutral states in the inverted THDM should include, in addition to the ZZ and WW channels, the $(h, H) \rightarrow AA \rightarrow 4b's$ and $(h, H) \rightarrow AZ \rightarrow b\bar{b}\ell^+\ell^-$. In both cases the A should be reconstructed to have the same mass as the one in the $\gamma\gamma$ channel, which would provide a nice confirmation of the model [10].

A Model of the Inverted THDM – Although in principle the inverted THDM spectrum can always be considered as a possibility, it is interesting to ask whether such spectrum can be obtained dynamically. The typical MSSM scalar spectrum requires a light scalar, so the pseudo-scalar is rather heavy, or much lighter as in the NMSSM [11]. In Ref. [12] it was shown that this inverted THDM is precisely obtained in theories where the condensation of a fermion sector leads to EWSB. In these models the new chiral fermions feel a strong interaction at the few TeV scale, condensing and breaking the electroweak symmetry. Since both the up-type and down-type right-handed fermions condense with the left-handed doublet, the resulting scalar spectrum at low energies is that of the THDM. Furthermore, the presence of a Peccei-Quinn symmetry in the fermion theory, only broken by the new interaction's instanton effects, guarantees that the CP-odd state A is the lightest state of the scalar spectrum. The rest of the spectrum, given by (h, H, H^\pm) , is much heavier as is expected from the condensation of fermions with a cutoff scale in the multi-TeV region. The scalars are also somewhat degenerate giving this inverted THDM a very interesting phenomenology at the LHC.

The simplest model for the condensing fermions is to assume that they are quarks belonging to a fourth generation [13]. However, this assumption together with the hypothesis that the diphoton signal comes from the pseudo-scalar A is excluded by the recent LHC data. In order to see this, we first consider the contributions of the fourth generation quarks to the ggA vertex. The dynamics of the condensation naturally selects the type II scheme for the fourth generation, so we adopt it for all four generations. With the addition of the fourth-generation quarks, now Eq. (1) for the $gg \rightarrow A$ production cross section reads

$$\frac{\sigma_A}{\sigma_h^{\text{SM}}} |I_S(\tau_t)|^2 = \frac{9}{4} |\cot\beta I_A(\tau_t) + \tan\beta I_A(\tau_b) + \cot\beta I_A(\tau_{t'}) + \tan\beta I_A(\tau_{b'})|^2, \quad (8)$$

where the last two terms are the contributions of the t' and b' fourth-generation quarks, respectively. As pointed out in Ref. [12], the model typically selects $\tan\beta \simeq 1$. Thus, we see that the production cross section is greatly enhanced, by a factor of about 9 at leading order. On the other hand, and unlike the case for the Higgs in the presence of a fourth generation [14], the $A \rightarrow \gamma\gamma$ is not suppressed in the presence of the fourth generation since there is no W contribution against which to cancel. To the numerator in the expression (5), we must now add

$$N_c q_U^2 \cot\beta I_A(\tau_{t'}) + N_c q_D^2 \tan\beta I_A(\tau_{b'}). \quad (9)$$

As a result the $A \rightarrow \gamma\gamma$ branching ratio is also enhanced. All in all, the $\sigma \times BR(gg \rightarrow A \rightarrow \gamma\gamma)$ in the fourth generation model is larger than the SM analogous rate

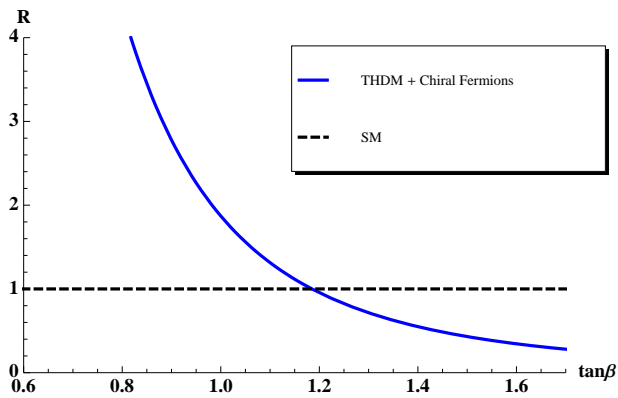


FIG. 4: The ratio $R = \sigma \times BR(gg \rightarrow A \rightarrow \gamma\gamma) / \sigma \times BR(gg \rightarrow h \rightarrow \gamma\gamma)$ vs. $\tan\beta$, for $m_A = 126$ GeV, in a model with colorless chiral fermions. The line of for the type II scheme. The horizontal dashed line corresponds to $\sigma \times BR(gg \rightarrow A \rightarrow \gamma\gamma)$ equal to the prediction for this process mediated by the SM Higgs.

by at least a factor of 10 for $m_A = 126$ GeV, which is excluded by the LHC data.

Another possibility for generating the inverted THDM spectrum is to just consider that the condensing fermions, although chiral, do not carry color [12]. In this case the strong interaction responsible for fermion condensation is not related to $SU(3)_c$. With this assumption, the new heavy fermions do not contribute to the ggA vertex, leaving this to be just as in Eq. (1) for the three generation case. On the other hand, the fact that the new fermion condensates break the electroweak symmetry, implies that they must have couplings to the photon, and therefore they will contribute to the $A\gamma\gamma$ vertex. If for concreteness we assume that the exotic fermions have the same charges as the up and down quarks, and that the new strong interaction requires that there be N_f copies of them (e.g. the new interaction is $SU(N_f)$), we can make a definite prediction for the new fermion contributions to the $\Gamma(A \rightarrow \gamma\gamma)$ by just using (5) supplemented by (9) with N_f substituting N_c . As an example, in Figure 4 we plot the ratio R for a model with colorless chiral fermions including a doublet and two singlets with the same hypercharges as the fourth generation quarks, and for $N_f = 3$. Although the new fermions are typically heavy ($m_f \simeq 600$ GeV), the results depend little on the value of their mass as long as they are significantly heavier than the top quark. We see that, although the curve is somewhat shifted upwards with respect to the three-generation THDM case of Figure 1, it is still possible to obtain cross sections for the $\gamma\gamma$ channel that are of order of the SM Higgs ones, or even somewhat larger as long as $\tan\beta \simeq O(1)$, which is the value selected by the dynamics of the fermion condensation models, as shown in Ref. [12].

Conclusions –The ATLAS and CMS data are beginning to probe the scalar sector of the SM, the least known sector of the theory. It is important that we consider alternatives to the one doublet case, and that we study the resulting phenomenology in light of the coming increased data samples. In this letter we have studied the possibility that the diphoton signal observed in ATLAS and CMS and reported in Refs. [1] and [2] is due to the pseudo-scalar, CP-odd, state A of a THDM where it is the lightest scalar in the spectrum. If this were the case, no ZZ and WW signal should be confirmed at the diphoton invariant mass, $m_A \simeq 125$ GeV. Thus, a first prediction of our proposal is that these signals should diminish with more data, and eventually disappear. We computed the signal cross section into diphotons and showed that it could explain the observations at the LHC for small values of $\tan\beta$, as it can be seen in Figure 1. Given these values of $\tan\beta$, we predict the branching fractions for the CP-even neutral states, shown in Figures 2 and 3, and show that the new decay modes $(h, H) \rightarrow AA$ and $(h, H) \rightarrow AZ$ are competitive enough so that these states, if heavy enough, are not affected by the LHC bounds on the SM Higgs. In general, it is enough for CP-even masses to be above the AA threshold, or $\simeq 250$ GeV, for them not to be bound by the existing LHC data up to rather very large values. The confirmation of this scenario requires the search for these decay modes in the $AA \rightarrow 4b's$, and $AZ \rightarrow \bar{b}b\ell^+\ell^-$ [10].

The inverted THDM spectrum can be dynamically generated by models where chiral fermions interact strongly with a new interaction at the TeV scale, leading to their condensation and EWSB [12]. We showed that the LHC diphoton signal can only be accommodated in these models if the new fermions are colorless, so as to not affect significantly the productions vertex, ggA . This excludes the possibility of a light CP-odd state with $m_A \simeq 125$ GeV in the presence of a fourth generation.

Acknowledgments G. B. acknowledges the support of the Brazilian National Council for Technological and Scientific Development (CNPq). C. E. F. H thanks CAPES for its support.

-
- [1] The ATLAS Collaboration, *Combination of Higgs Boson Searches with up to 4.9 fb^{-1} of pp Collision Data Taken at $\sqrt{s} = 7 \text{ TeV}$ with the ATLAS Experiment at the LHC*, ATLAS-CONF-2011-163.
 - [2] The CMS Collaboration, *Combination of CMS Searches for a Standard Model Higgs Boson*, CMS PAS HIG-11-032.
 - [3] K. Nakamura *et al.* [Particle Data Group Collaboration], *J. Phys. G G* **37**, 075021 (2010).

- [4] S. P. Martin, In *Kane, G.L. (ed.): Perspectives on supersymmetry II* 1-153 [hep-ph/9709356].
- [5] A spectrum with A the lightest is also considered in S. de Visscher, J. -M. Gerard, M. Herquet, V. Lemaitre, F. Maltoni, JHEP **0908**, 042 (2009). [arXiv:0904.0705 [hep-ph]]. Unlike here, a hierarchy in the heavier states is considered, and the phenomenology studied is different.
- [6] The implications of the data from [1] and [2] for the normal THDM are studied in P. M. Ferreira, R. Santos, M. Sher and J. P. Silva, arXiv:1112.3277 [hep-ph]. It is assumed that the signals come from the lightest CP-even state, h .
- [7] G. C. Branco, P. M. Ferreira, L. Lavoura, M. N. Rebelo, M. Sher and J. P. Silva, arXiv:1106.0034 [hep-ph].
- [8] M. Spira, A. Djouadi, D. Graudenz and P. M. Zerwas, Nucl. Phys. B **453**, 17 (1995) [hep-ph/9504378].
- [9] O. Deschamps, S. Descotes-Genon, S. Monteil, V. Niess, S. T'Jampens and V. Tisserand, Phys. Rev. D **82**, 073012 (2010) [arXiv:0907.5135 [hep-ph]].
- [10] G. Burdman, C. E. F. Haluch and R. D. Matheus, in preparation.
- [11] R. Dermisek, J. F. Gunion, Phys. Rev. **D81**, 075003 (2010). [arXiv:1002.1971 [hep-ph]], and references therein.
- [12] G. Burdman and C. E. F. Haluch, JHEP **1112**, 038 (2011) [arXiv:1109.3914 [hep-ph]].
- [13] G. Burdman and L. Da Rold, JHEP **0712**, 086 (2007) [arXiv:0710.0623 [hep-ph]].
- [14] G. Guo, B. Ren and X. -G. He, arXiv:1112.3188 [hep-ph].