

# Stellar Diameters and Temperatures

## I. Main Sequence A, F, & G Stars

Tabetha S. Boyajian<sup>1,2</sup>, Harold A. McAlister<sup>1</sup>, Gerard van Belle<sup>3</sup>, Douglas R. Gies<sup>1</sup>, Theo A. ten Brummelaar<sup>4</sup>, Kaspar von Braun<sup>5</sup> Chris Farrington<sup>4</sup>, P. J. Goldfinger<sup>4</sup>, David O'Brien<sup>1</sup>, J. Robert Parks<sup>1</sup>, Noel D. Richardson<sup>1</sup>, Stephen Ridgway<sup>6</sup>, Gail Schaefer<sup>4</sup>, Laszlo Sturmann<sup>4</sup>, Judit Sturmann<sup>4</sup>, Yamina Touhami<sup>1</sup>, Nils H. Turner<sup>4</sup>, Russel White<sup>1</sup>

### ABSTRACT

We have executed a survey of nearby, main sequence A, F, and G-type stars with the CHARA Array, successfully measuring the angular diameters of forty-four stars with an average precision of  $\sim 1.5\%$ . We present new measures of the bolometric flux, which in turn leads to an empirical determination of the effective temperature for the stars observed. In addition, these CHARA-determined temperatures, radii, and luminosities are fit to Yonsei-Yale model isochrones to constrain the masses and ages of the stars. These results are compared to indirect estimates of these quantities obtained by collecting photometry of the stars and applying them to model atmospheres and evolutionary isochrones. We find that for most cases, the models overestimate the effective temperature by  $\sim 1.5 - 4\%$ , when compared to our directly measured values. The overestimated temperatures and underestimated radii in these works appear to cause an additional offset in the star's surface gravity measurements, which consequently yield higher masses and younger ages, in particular for stars with masses greater than  $\sim 1.3 M_{\odot}$ . Additionally, we compare our measurements to a large sample of eclipsing binary stars, and excellent agreement is seen within both data sets. Finally, we present temperature relations with respect to  $(B - V)$  and  $(V - K)$  color as well as spectral type showing that calibration of effective temperatures with errors  $\sim 1\%$  is now possible from interferometric angular diameters of stars.

---

<sup>1</sup>Center for High Angular Resolution Astronomy and Department of Physics and Astronomy, Georgia State University, P. O. Box 4106, Atlanta, GA 30302-4106

<sup>2</sup>Hubble Fellow

<sup>3</sup>European Southern Observatory, Karl-Schwarzschild-Str. 2, 85748 Garching, Germany

<sup>4</sup>The CHARA Array, Mount Wilson Observatory, Mount Wilson, CA 91023

<sup>5</sup>NASA Exoplanet Science Institute, California Institute of Technology, MC 100-22, Pasadena, CA 91125

<sup>6</sup>National Optical Astronomy Observatory, P.O. Box 26732, Tucson, AZ 85726-6732

*Subject headings:* infrared: stars, stars: fundamental parameters

## 1. Introduction

The direct measurement of the stellar angular diameter is a valuable key in determining fundamental properties of a star, particularly the linear radius and effective temperature. These properties of a star provide the link between the theory of stellar structure and evolution to model atmospheres. For nearby, main-sequence stars, where we know their distances well, the angular diameters are difficult to measure due to their tiny sizes compared to their evolved counterparts. The high angular resolution obtained through long-baseline optical/infrared interferometry has enabled us to resolve the photospheric disks of such nearby stars.

Several decades ago, a survey carried out at the Narrabri Stellar Intensity Interferometer (Hanbury Brown et al. 1974a; Code et al. 1976) was conducted to measure the angular diameters of 32 stars. This survey extended from O to F type stars, eleven of which were roughly on the main sequence (luminosity class V or IV)<sup>1</sup>. For several decades, luminosity class I, II, and III stars were observed with interferometers such as the Mark III and the Palomar Testbed Interferometer, but no main-sequence star earlier than A7 were measured (Davis 1997).

As an update, the CHARMM2 Catalogue (Richichi et al. 2005) provides a compilation of stellar diameters by means of direct measurements by high angular resolution methods, as well as indirect estimates. The CHARMM2 Catalogue includes all results as of July 2004, a total of 8231 entries. Filtering out the entries to include only unique sources where direct measurements exist with errors in the angular diameter measurements of less than 5%, this number drops to 242, and only 24 of these reside on the main sequence (luminosity class V or IV).

In a recent work by Holmberg et al. (2008), they remark that measurements of the angular diameters of main sequence F and G stars need to be better than 2%, yielding temperatures to 1%, in order for offsets in the color-temperature calibrations to be minimal. At that time, only nine stars met this criterion. This precision limit reiterates the target accuracy proposed by Blackwell et al. (1979a) for the limits to the Infrared Flux Method, that a good  $T_{\text{EFF}}$  determination goal should be 1% to match the best atomic data available

---

<sup>1</sup>The average precision of these angular diameter determinations depended primarily on the brightness of the object, and was  $\approx 6.5\%$  for the 32 stars measured.

for abundance determinations and  $\log g$  estimates (Davis 1985; Booth 1997).

The long baselines of the CHARA Array are uniquely suited for observing diameters of main-sequence stars to great precision. In this paper, we present the angular diameters of 44 main sequence A-, F-, and G-type stars measured with the CHARA Array, the most extensive interferometric survey of main-sequence stars to-date. Details on the observing strategy and observations are in Section 2, and the results are presented and discussed in Section 3. In Section 3 we also discuss the consistency of our results compared to the recent work of van Belle & von Braun (2009), who used the Palomar Testbed Interferometer to observe a few dozen main sequence stars, where 14 of these stars are common sources with this work. Section 4 introduces the fundamental stellar properties of linear radii, luminosities and effective temperatures for the stars observed. In the discussion (Section 5) we use our data to derive empirical temperature relations to  $(B - V)$  and  $(V - K)$  colors and Spectral Type. We also present masses and ages for the sample obtained via isochrone fitting, and masses computed by combining our radii with published values of surface gravities. Our results are compared to three surveys in the literature that have a large percentage of stars in common with our survey, as well as a large sample of non-interacting eclipsing binaries. We summarize in Section 6.

## 2. Observations with the CHARA Array

### 2.1. Instrument

The CHARA Array is an optical/infrared interferometric array located at Mount Wilson Observatory in the San Gabriel mountains of southern California (a detailed description of the instrument can be found in ten Brummelaar et al. 2005). Briefly, the CHARA Array consists of six, 1-meter aperture telescopes in a Y-shaped configuration spread across the mountaintop of the Observatory. With the six telescopes, there are fifteen available baseline combinations, ranging from 34 to 331 meters, at a variety of position angle orientations  $\psi$ . The CHARA Array currently is the longest baseline operational optical/infrared interferometer in the world.

There are several beam combiners available for the CHARA Array, and for this project, the observations were made using the CHARA Classic beam combiner in two-telescope mode. CHARA Classic is a pupil-plane beam combiner, which is used in  $K'$ -band, empirically measured in Bowsher et al. (2010) to have a central wavelength of  $\lambda_{K'} = 2.141 \pm 0.003 \mu\text{m}$ . Fringes are detected and recorded on the Near Infrared Observer (NIRO) camera, which is based upon a HgCdTe PICNIC Array read out at high speed. Nearly all (98.5%) of

the observing for this work was performed remotely from Georgia State University’s Cleon Arrington Remote Operations Center (AROC) in Atlanta, GA during the 2007, 2008, and 2009 observing seasons.

## 2.2. Target Selection

The main goal of this survey is to determine the angular diameters of a large number of stars to high precision. We limited the stars observed by selecting only those for which the predicted precision of the measured angular diameter will be better than 4%. The precision of a measurement of the stellar angular diameter depends on how far down the visibility curve one is able to sample. The expression of the uniform disk visibility function of a single star (Equation 1) is dependent on  $B$  the projected baseline,  $\theta$  the angular diameter of the star, and  $\lambda$  the wavelength of observation:

$$V = \frac{2J_1(x)}{x}, \quad (1)$$

where

$$x = \pi B\theta\lambda^{-1}. \quad (2)$$

Where  $J_1$  is the first order Bessel function. By knowing the  $\lambda$  and  $B$  utilized in a given observation, we can estimate the optimum resolution range resulting from the precision with which we can measure the object visibility. To ensure that we reach the precision goal of  $\sigma\theta < 4\%$  for our observations, we find the approximate limiting resolution is  $\theta \sim 0.65$  mas for  $K'$ . In reality, this number will vary (for example, see Baines et al. 2008), but its use to establish a first order cut-off for a preliminary sample selection is appropriate.

Each star we chose to observe was then hand selected from a *Hipparcos* Catalogue query. This process was initiated from assumptions of the nominal linear size of a main sequence star from Cox (2000) based on  $B - V$  colors, in order to determine a maximum distance to be sampled for each spectral type before reaching the  $\theta = 0.65$  mas resolution limit. Additionally, the luminosity class of the star was restricted by apparent  $V$  magnitudes to only admit roughly main sequence stars (Cox 2000). The declination limit to this survey was restricted to targets above  $-10^\circ$  declination. All stars were easily within the magnitude limits for observing with the CHARA Array, with magnitudes ranging from  $2.5 < V < 6.4$  and  $1.6 < K < 4.4^2$ . Table 1 lists the names, coordinates, spectral types, magnitudes, metallicity [Fe/H], and *Hipparcos* distance of the stars observed.

---

<sup>2</sup>Very conservative limits for observing with the CHARA Classic beam combiner require  $V < 10$  mags

### 2.3. Data Calibration

We follow the standard routine for interferometric observing where a calibrator star with known size is observed before and after every observation of a science object<sup>3</sup>, which enables us to remove the instrumental response of the system as well as effects from local seeing conditions. A description of the ideal calibrator and the propagation of errors to the true visibility measurements of the science star, can be found in van Belle & van Belle (2005). The calibrator stars used in this work were initially selected from the getCal web interface<sup>4</sup> and were restricted by angular distance in the sky to the object, magnitude, and its estimated angular size. In most cases, the calibrator star was less than  $6^\circ$  from the object, and never lying further than  $\sim 10^\circ$ . The closeness of the object to the calibrator is crucial for quickly acquiring brackets, where under typical observing conditions, there is approximately 4–5 minutes between observations. The magnitudes of the calibrator stars were chosen from observability limits with our telescopes and instrument. Finally, the estimated angular size of the calibrator was the attribute that is most weighted in the calibrator searching process.

With CHARA’s long baselines, unwanted biases may be introduced if the calibrator is resolved. If possible, calibrators were chosen to have a angular diameter less than 0.45 mas, following the example described in van Belle & van Belle (2005) for CHARA’s maximum baseline of 331 m. In order to estimate the calibrator’s angular size,  $\theta_{\text{SED}}$ , a Kurucz model spectral energy distribution was fit to Johnson *UBV* (Mermilliod 1997), Strömgren *uvby* (Hauck & Mermilliod 1998a), and 2MASS *JHK* (Cutri et al. 2003) flux calibrated photometry<sup>5</sup>. The calibrators used in this work are listed in Table 2. Table 2 also shows the calibrator Johnson, Strömgren, and 2MASS magnitudes, and  $\theta_{\text{SED}}$  fit for each star. The last column lists the science object(s) observed with that calibrator.

Two-thirds of the calibrators used meet the  $\theta_{\text{SED}} < 0.45$  mas criteria<sup>6</sup>. In many cases, the science stars were observed with more than one calibrator, on more than one occasion, in order to reduce the likelihood of biases being introduced (for example, see HD 30652; Table 3). In some instances, we were not so fortunate to observe stars with multiple calibrators having the ideal angular size of  $\theta_{\text{SED}} < 0.45$  mas. For instance, the stars HD 5015, HD 6582, and

---

and  $K < 7$  mags.

<sup>3</sup>This sequence of calibrator - object - calibrator is called a “bracket”

<sup>4</sup><http://nexsciweb.ipac.caltech.edu/gcWeb/gcWeb.jsp>

<sup>5</sup>Transformations from *UBV*, *uvby*, and *JHK* magnitude to flux were made using the relations described in Colina et al. (1996); Gray (1998); Cohen et al. (2003), respectively.

<sup>6</sup>all have  $\theta_{\text{SED}} < 0.66$  mas, with a mean angular diameter error of 4.4%

HD 10780 were observed with only one calibrator, HD 6210 ( $\theta_{\text{SED}} = 0.519$  mas). However, we note that the observations of the star HD 4614 were also obtained with this calibrator as well as two additional calibrators, one of which meets the ideal criterion for being completely unresolved (HD 9407,  $\theta_{\text{SED}} = 0.430$  mas). We find that all the calibrated data sets for HD 4614 agree flawlessly in the final diameter fits. Thus, using the slightly resolved calibrator star HD 6210 is not a cause of concern. Only four stars, HD 97603, HD 185144, HD 126660, and HD 114710 have observations with only one calibrator with  $0.45 < \theta_{\text{SED}} < 0.57$  mas, but consistency in the calibration process seen with stars observed with more than one calibrator (such as HD 4614) provides assurance that this issue is not a problematic one. Additionally, the maximum CHARA baseline of 331 m was never reached for a significant amount of these observations, thus pushing the theorized ideal maximum angular size for the calibrator to larger sizes.

The observing log is shown in Table 3 and lists the identifications of the 44 stars observed in this work (column 1), UT date (column 2), CHARA baseline (column 3), number of brackets (column 4), and the calibrator(s) used on that date (column 5). The specifics of the CHARA baseline configurations are displayed in Table 4. We include the observations of HD 6582, HD 10780, and HD 185144 here for completeness, because they are an original part of this survey, but their results have been previously presented in Boyajian et al. (2008).

### 3. Angular Diameters

Angular diameters for each star were determined by fitting our interferometric measurements to the visibility curve for a single star’s uniform disk  $\theta_{\text{UD}}$  and limb-darkened  $\theta_{\text{LD}}$  (Hanbury Brown et al. 1974b) angular diameters from the calibrated visibilities by  $\chi^2$  minimization (Markwardt 2009). To account for limb-darkening, we use the  $K$ -band limb-darkening coefficients computed in Claret (2000). Limb darkening corrections are at the two percent level in the infrared, and for these types of stars the uncertainty of this correction is at most a tenth of a percent, well within our error budget.

We find that in most cases that the value of the reduced  $\chi^2$  is less than 1.0, meaning that we have overestimated the errors on the calculated visibilities for the star. The results presented here adjust those error estimates to assume a reduced  $\chi^2 = 1$  to compensate for the uncertainty in the visibility error estimates (Berger et al. 2006). Table 5 presents the total number of observations, reduced  $\chi^2$ , uniform disk diameter  $\theta_{\text{UD}}$ , limb-darkening coefficient  $\mu_K$ , and limb-darkened diameter  $\theta_{\text{LD}}$  for each star. The resulting fit for each star are plotted in Figures 1-7. Overall, we successfully measure the angular diameters of 8 A-stars, 20 F-stars, and 16 G-stars, with an average precision of  $\sim 1.5\%$ .

### 3.1. Notes on Individual Star Groups

#### 3.1.1. A-Stars

The results for the A-type stars (8 total) are special cases. A-type stars are approaching the range at which stars begin to be seen with the highest rotational velocities (B-type stars), resulting in oblate shapes and apparent gravity darkening due to their rapid rotation (for example, see Zhao et al. 2009). This oblateness factor depends on the star’s  $\theta_{\text{LD}}$ , rotational velocity  $v \sin i$  and mass (see Equation 5 in Absil et al. 2008). The most extreme case that we observed is HD 177724, which is among one of the fastest rotating A-stars, with a rotational velocity  $v \sin i = 317 \text{ km s}^{-1}$  (Royer et al. 2006), which leads to a predicted apparent oblateness of 1.307 (Absil et al. 2008). Using all measurements and assuming the object to be round, we present the mean diameter for HD 177724 of  $\theta_{\text{LD}} = 0.897 \pm 0.017 \text{ mas}$  (Table 5). This value is in excellent agreement with the predicted mean angular diameter from Absil et al. (2008) of  $\theta = 0.880 \pm 0.018 \text{ mas}$ . The rotational velocity for all of the A-stars in this project (except for HD 141795;  $v \sin i = 47 \text{ km s}^{-1}$ ) are fairly high (HD 56537 =  $154 \text{ km s}^{-1}$ , HD 97603 =  $180 \text{ km s}^{-1}$ , HD 118098 =  $222 \text{ km s}^{-1}$ , HD 210418 =  $144 \text{ km s}^{-1}$ , and HD 213558 =  $128 \text{ km s}^{-1}$ , Royer et al. 2006). Although their predicted oblateness is likely to be undetectable with the precision of our measurements, we should consider the angular diameter measured for these stars as the mean angular diameter. The rotational velocities of the F and G-type stars observed are far below critical, therefore they are assumed to be round.

#### 3.1.2. Multiplicity

Our targets were selected to only include single stars because incoherent light from a companion affects the visibility of the primary star and biases the diameter measurement. We admit binary stars only with separations greater than 2 arcseconds or with large  $\Delta K$  mags<sup>7</sup>. For example, the star HD 39587 (G0 V + M5 V; Han & Gatewood 2002) is a single-lined spectroscopic binary. Our data do not reveal the imprint of a companion (reduced  $\chi^2 = 0.33$ ), and the diameter is assumed to be unaffected by the presence of a secondary star with the assumption that the  $\Delta$  magnitude is quite large ( $\Delta K > 4 \text{ mags}$ ).

The diameter fit for the star HD 162003 has the largest reduced  $\chi^2$  of 2.23. Very recent radial velocity survey work has identified HD 162003 to have a long term trend in radial

---

<sup>7</sup>The formal limits to detection of companions with our instrument is currently unknown, but is thought to be sensitive to binaries with  $\Delta K \lesssim 2.5$  (D. Raghavan, private communication).

velocity of +220 m/s/yr (Toyota et al. 2009)<sup>8</sup>. We suspect that the reason our diameter fit for this star shows the highest value of reduced  $\chi^2$  is that we are actually detecting a mild signature of the secondary star in the visibilities. Another target in this survey HD 173667 is identified by Nidever et al. (2002) to have  $\sigma_{rms} = 124$  m/s over a period of 5165 days. However, unlike the diameter fit for HD 162003, the reduced  $\chi^2$  is typical of a fit from a single star (reduced  $\chi^2 = 1.34$ ). Lastly, we note that the stars HD 4614 and HD 109358<sup>9</sup> were once referred to as a spectroscopic binaries by Abt & Levy (1976). However, Morbey & Griffin (1987) disputed this result, and HD 109358 is now used as a radial velocity standard (for example, see Behr et al. 2009; Konacki 2005).

### 3.2. CHARA Versus Palomar Testbed Interferometer Diameters

Angular diameters of a few dozen main sequence stars measured with the Palomar Testbed Interferometer (PTI) were presented by van Belle & von Braun (2009). Their work provides measurements of 14 stars in common with the CHARA stars measured here and is the only alternate source of direct angular diameter measurements of our program stars. The longest baseline obtainable with PTI is 110 m, a factor of three shorter than those of the CHARA Array, and accurate measurements were quite difficult with this instrument due to the small angular sizes of these stars.

Table 6 lists the 14 stars in common with van Belle & von Braun (2009), the limb-darkened angular diameters and errors, and how many  $\sigma$  the two values differ from each other. For these stars, the errors on the PTI angular diameters are anywhere from 2–12 times (with an average of 6.5 times) the errors on the CHARA angular diameters. However, this comparison can still point to any systematic offsets in the results from each instrument. Comparing the angular diameters from this work and van Belle & von Braun (2009), we find that the weighted mean ratio of CHARA to PTI diameters is  $\theta_{CHARA}/\theta_{PTI} = 1.052 \pm 0.062$ . van Belle & von Braun (2009) make this same comparison of their diameters compared to diameters from Baines et al. (2008), who used the CHARA Array to measure the diameters of exoplanet host stars, and find that the ratio of the four stars they have in common is  $\theta_{CHARA}/\theta_{PTI} = 1.06 \pm 0.06$ , very similar to the results found here, indicating again that there is a slight preference for smaller PTI diameters, and larger CHARA diameters, although the displacement is at the  $< 1\text{-}\sigma$  level.

---

<sup>8</sup>(Toyota et al. 2009) comment that the  $V_r$  trend is not attributed to the visual companion, HD 162004  $\sim 30''$  away.

<sup>9</sup>which coincidentally has been assigned the name *Chara* (Hoffleit & Jaschek 1991).



The preference to larger diameters compared to other interferometric measurements was also seen in Boyajian et al. (2009), where the diameters of the four Hyades giants were measured with the CHARA Array. In that work, two of the stars,  $\epsilon$  Tau and  $\delta^1$  Tau, were measured previously with other interferometers (Mark III, NPOI, and PTI), all which lead to smaller diameters than those measured with CHARA. However, Boyajian et al. (2009) find that models for the Hyades age and metallicity match flawlessly with the CHARA observations, and the smaller angular diameters from other works in turn lead to temperatures that are too hot for these stars.

A main distinction that could lead to offsets in measured diameters is the estimated sizes of the calibrator stars. For instance, van Belle & von Braun (2009) discuss the calibrator selection in their work compared to Baines et al. (2008). van Belle & von Braun (2009) set a limit to a sufficiently unresolved calibrator at CHARA to be  $< 0.5$  mas in diameter, a criterion which all but a few calibrators in this work meet. However, to investigate the possibility that the estimated size of the calibrators in this work are offset to the calibrators used in van Belle & von Braun (2009), we compare the estimated sizes of the calibrators in the *Palomar Testbed Interferometer Calibrator Catalog* (PTICC, van Belle et al. 2008) to the ones derived here. Twenty-nine of the 63 calibrators used in this work are included in the PTICC. Overall, the ratio of the estimated diameter of the calibrator in this work to the PTICC is  $0.97 \pm 0.06$ , a less than  $1\text{-}\sigma$  difference.

Twelve of the 14 stars in common with van Belle & von Braun (2009) were observed with calibrators whose diameters are also included in the PTICC. For each of these 12 calibrators, the estimated angular diameter  $\theta_{\text{SED}}$  is presented in Table 7, along with the ratio of the CHARA to PTI SED diameters. The object employing the calibrator is also listed in Table 7 along with the ratio of the CHARA to PTI measured limb-darkened diameters. Here, there is no pattern in the calibrator SED diameter ratio and the object diameter ratio. In fact, the effects of a slight offset in the calibrator’s estimated diameter listed above (ratio  $\theta_{\text{CHARA}}/\theta_{\text{PTI}} = 0.97 \pm 0.06$ ) would actually contribute counter-productively to the slight offset in the diameter measurements (ratio  $\theta_{\text{CHARA}}/\theta_{\text{PTI}} = 1.05 \pm 0.06$ ). For instance, in the case of our data, the size of the calibrator  $\theta_{\text{SED}}$  is typically smaller, thus the true visibility of the calibrator would be greater (i.e., it would be more unresolved). If the true visibility of the calibrator is greater, it would in turn make the true visibility of the object larger in the calibration process. Thus, the object would appear more unresolved (having larger calibrated visibilities) if we were using a SED diameter of the same calibrator but with a larger value. Because we do not see the case of smaller CHARA diameters, this indicates that the calibrators are not the cause of any offset, if present, in each data set.

In Figure 8 we show a plot of the measured limb darkened angular diameters presented

here compared to the computed SED diameters for the stars in this survey. The 14 stars in common with the van Belle & von Braun (2009) work are highlighted in color; red indicating a CHARA measurement and blue for a PTI measurement. It is apparent here that the majority of the PTI diameters are deceptively low compared to the SED estimates.

Figure 9 shows the fractional difference of the measured limb-darkened versus SED angular diameter as a function of  $(B - V)$  color index. For stars with a  $(B - V) < 0.4$ , the measured  $\theta_{\text{LD}}$  is always larger than the estimated  $\theta_{\text{SED}}$ . There is a lot of scatter for stars redder than  $(B - V) \sim 0.4$ , but no systematics are seen. However, in this region the two most metal-poor stars, HD 6582 and HD 103095, are the most extreme outliers, where  $\theta_{\text{LD}} > \theta_{\text{SED}}$  in both cases. Additionally, HD 182572 ( $B - V = 0.761$ ;  $[\text{Fe}/\text{H}] = 0.33$ ) is the most metal-rich star observed in this work, and shows the largest disagreement here where  $\theta_{\text{LD}} < \theta_{\text{SED}}$ . Perhaps there is a lack of sufficient data to show if there is in fact a trend in either the color-index or metallicity of a star and the estimated  $\theta_{\text{SED}}$ .

## 4. Stellar Parameters

### 4.1. Bolometric Fluxes

We present new measures of the bolometric flux  $F_{\text{BOL}}$  for each star in this work that follows the method used previously in support of interferometric observations (van Belle et al. 2008; van Belle & von Braun 2009). The fit involves a collection of flux-calibrated photometry for each source available in the literature (See Table 8) that is subsequently fit with a template spectra from the Pickles (1998) library. Reddening is for the most part absent for the sample<sup>10</sup>, however we fit it here to the photometric data using reddening corrections based upon the empirical reddening determination described by Cardelli et al. (1989), which differs little from van de Hulst’s theoretical reddening curve number 15 (Johnson 1968; Dyck et al. 1996).

Uncertainties in the  $F_{\text{BOL}}$  are for our data, on average 1.9% and tend to be dominated by uncertainty in the reddening fit and poor photometry in the  $0.6 - 1.2 \mu\text{m}$  range. Each science object is listed in Table 9 along with the fitting parameters: Pickles (1998) template spectral type, number of photometry points, and reduced  $\chi^2$  of the fit, as well as the resulting integrated  $F_{\text{BOL}}$  and  $A_V$ . In Figure 10 we show an example SED fit.

---

<sup>10</sup>distance of the furthest star is  $\sim 30$  parsecs

## 4.2. Luminosities, Temperatures, and Radii

These  $F_{\text{BOL}}$  measurements are then simply used in combination with the *Hipparcos* distance  $d$  to solve for the absolute luminosity  $L$ :

$$L = 4\pi d^2 F_{\text{BOL}}. \quad (3)$$

Additionally, we can express the effective temperature of a star as defined through the Stephan-Boltzmann law

$$F = \sigma T_{\text{EFF}}^4 \quad (4)$$

where  $F$  is the total emergent flux of the star and  $\sigma$  is the Stefan-Boltzmann constant. Transforming this equation to observables at Earth, we arrive at the expression:

$$F_{\text{BOL}} = \frac{1}{4}\theta^2\sigma T_{\text{EFF}}^4. \quad (5)$$

The effective temperature  $T_{\text{EFF}}$  is found by solving Equation 5 in terms of  $F_{\text{BOL}}$  and  $\theta_{LD}$ , where in Equation 6,  $F_{\text{BOL}}$  is in units of  $10^{-8} \text{ erg s}^{-1} \text{ cm}^{-2}$ , and  $\theta_{LD}$  is in units of mas. This yields the relation

$$T_{\text{EFF}} = 2341(F_{\text{BOL}}/\theta^2)^{0.25}. \quad (6)$$

Finally, using *Hipparcos* parallaxes from van Leeuwen (2007), we transform the measured angular diameters of these stars into linear radii  $R$ . Each of these derived parameters are presented in Table 10. Graphical representations of these data sets are presented in Figures 11 and 12.

## 5. Discussion

### 5.1. Empirical Temperature Relations

With the results in Table 10, we may begin to define a foundation of empirically based color-temperature relations. These relationships are extremely useful in extending our knowledge to a larger number of stars, at distances too far to accurately resolve their sizes. For giants and super-giants, temperature scales accurate to the 2.5% level are obtainable, and are

currently limited by the distances to these objects, not the sensitivities of our interferometric observations (van Belle et al. 1999, 2009). Recently, and more similarly comparable to this work, van Belle & von Braun (2009) present relations for main sequence stars, ranging from  $(V - K) \sim 0.0 - 4.0$  (spectral types of  $\sim$  A-M). These scales are slightly better than the aforementioned evolved classes of stars, and are accurate to the  $\sim 2\%$  level. The authors note here that the limitations to these relations are in the angular diameter measurements themselves.

### 5.1.1. $(B - V) - T_{\text{EFF}}$

Here, we derive color-temperature relations based on the precise  $T_{\text{EFF}}$  measurements presented in Table 10 in the form of a 6<sup>th</sup> order polynomial. The solution for the  $(B - V)$  color - temperature relation is expressed as:

$$\begin{aligned} \log T_{\text{EFF}} = & 3.9680 \pm 0.0025 - 0.2633 \pm 0.0876(B - V) - 3.2195 \pm 1.3407(B - V)^2 + \\ & 15.3548 \pm 6.8551(B - V)^3 - 27.2901 \pm 15.7373(B - V)^4 + \\ & 19.9193 \pm 16.8465(B - V)^5 - 4.5127 \pm 6.8539(B - V)^6 \end{aligned} \quad (7)$$

for  $0.05 < (B - V) < 0.80$  and  $[\text{Fe}/\text{H}] > -0.75$

This solution, in the form of a 6<sup>th</sup> order polynomial, defines the shape of the data inflection point at  $(B - V) \sim 0.3$  better than a lower order polynomial function, as well as a power law function (see Figure 13). We are also cautious that the stars with low metallicity will affect the  $(B - V) - T_{\text{EFF}}$  transformation too severely to be useful for stars of solar-type abundances, and we refrain from using these in this analysis<sup>11</sup>. A preliminary fit to the data yields a median deviation in temperature of 68 K, and a median deviation in temperature of 55 K is found for an identical solution if we omit three obvious outliers lying more than  $5\text{-}\sigma$  away, HD 210418, HD 182572 and HD 162003 (offset of  $-6.7$ ,  $-5.7$  and  $+6.5 \sigma$ , respectively). The statistical summary for the solution to the polynomial can be found in Table 11<sup>12</sup>.

---

<sup>11</sup>There are two stars, HD 6582 and HD 103095, with metallicity  $[\text{Fe}/\text{H}] < -0.75$ .

<sup>12</sup>A fit to our data with a power relation yields an initial solution with a median deviation in temperature of 125 K, and 101 K removing the points with low metallicity. A deviation of 92 K is found after removing outliers lying more than 3-sigma from the fit, almost double the value we find for the polynomial fit.

In Figure 13, we show our data and the solution for the fit. We also show the solution from several other sources, Code et al. (1976); Gray (1992) and Lejeune et al. (1998). All the solutions shown here are approximately identical in the range of  $(B - V) > 0.45$ .

Similar to our work, the results from Code et al. (1976) are derived solely on empirical measurements. In that milestone paper, Code et al. (1976) measure the diameters of 32 stars using the Narrabri Stellar Intensity Interferometer (NSII), all being objects hotter than the Sun and most having evolved luminosity classes. We show in Figure 13 the 9 data points from Code et al. (1976) that have a  $(B - V) > 0$  ( $\sim$ A-type and later) that are luminosity class V or IV (8 A-type objects and 1 F-type object), as well as the fit from Code et al. (1976). Comparing this fit to ours, we note that it is a few hundred Kelvin hotter than our own for  $0.05 < (B - V) < 0.3$ , converging at the bluest range of  $(B - V) \sim 0$ , as well as the reddest range  $(B - V) \sim 0.4$ . The offset is likely strongly connected to the fit’s dependence on the sparse amount of data in this intermediate range.

The function presented in Gray (1992) also uses a 6<sup>th</sup>-order polynomial to fit  $(B - V)$  to  $T_{\text{EFF}}$  (their equation 15.14). This is a fit to a compilation of data, including the NSII data from Code et al. (1976), but mostly data obtained via the infrared flux method (IRFM, see Blackwell & Shallis 1977), yielding a semi-empirical approach in obtaining the angular diameter, and consequentially the effective temperature, of a star. There is an impressive correlation with our fit throughout the range of  $(B - V)$  colors. A deviation only begins to appear at the bluest colors ( $(B - V) \sim 0$ ). Our sample stops here, but it can be readily seen in Gray (1992) that there is another inflection point at this color index, producing a steeper curve at more negative color indices. Because of this, we caution against the use of the relation presented here for colors bluer than  $(B - V) < 0.05$ .

As an update, the work presented in Casagrande et al. (2010) presents an excellent analysis and improvement to the IRFM temperature scales that have been proposed over the years. In Figure 13 we also show the Casagrande et al. (2010) solution for solar metallicity for comparison (valid in the ranges of  $(B - V) > 0.3$ ). This relation is distinguishable from ours only when  $0.3 < (B - V) < 0.4$ , where at this point, the Casagrande et al. (2010) relation begins to predict  $\sim 100$  K higher temperatures. However, we suspect that the likely explanation for this difference is that their solution is in the form of a third order polynomial, which has been shown not to model the inflection point in this region properly.

For an additional comparison on the  $(B - V)$  to  $T_{\text{EFF}}$  relations, we also show the entirely model-based solution from Lejeune et al. (1998) (dashed line). This solution is intermediate to ours (as well as the one in Gray 1992) and the one from Code et al. (1976) for the mid-A to mid-F-type stars.

The median error in the temperature measurement for these stars (45 K) is lower than the median deviation to the fit, suggesting the potential for improvement. Iterating on the fit and removing outliers that lie further than 3-sigma gives an identical solution, but reduces the number of points used from 39 to 33. However, it does not improve the error of the fit by much. The scatter in the points with a  $(B - V) > 0.6$  are clearly the cause of the ill-correlated relation, as illustrated in Figure 13.

### 5.1.2. $(V - K) - T_{\text{EFF}}$

We also present a fit of the temperature versus  $(V - K)$  color index (Equation 9 and Figure 14), the benefit here being that  $(V - K)$  colors are less sensitive to the stellar abundances than the  $(B - V)$  colors. A solution including all stars gives a median deviation in temperature of 67 K, with only one extreme outlier, HD 162003 ( $+5.8 \sigma$ )<sup>13</sup>. Omitting this star, we arrive at our final solution, practically identical from the first, with a median temperature deviation of 64 K. The statistical overview for this solution can be found in Table 11, and Figure 14 illustrates the fit. We note that the solution is identical when clipping stars that lie more than  $3.5 \sigma$  from the fit (instead of  $5\text{-}\sigma$ ) and has an improved median deviation in temperature of 56 K. As expected, the temperatures for the two previously mentioned metal poor stars, HD 6582 and HD 103095, agree exceptionally well with the temperature -  $(V - K)$  relation.

$$\begin{aligned} \log T_{\text{EFF}} = & 3.9685 \pm 0.0034 + 0.0830 \pm 0.0570(V - K) - 1.8948 \pm 0.2874(V - K)^2 + \\ & 4.0799 \pm 0.5438(V - K)^3 - 3.7353 \pm 0.4739(V - K)^4 + \\ & 1.5651 \pm 0.1936(V - K)^5 - 0.2472 \pm 0.0301(V - K)^6 \end{aligned} \quad (8)$$

for  $0.0 < (V - K) < 2.0$

### 5.1.3. *Spectral Type* - $T_{\text{EFF}}$

We next derive a useful (albeit less accurate) relation between spectral type and temperature. We do this by converting the spectral types for each star into a numerical value, following the scheme: A0, A1, A2 ... F0, F1, F2 ... G0, G1, G2, ..., K0  $\rightarrow$  0, 1, 2, ...,

---

<sup>13</sup>We note that this star has a visual companion HD 162004, and thus could have bad photometry. Note that HD 162003 was an outlier in the  $B - V$  relation, with a negative offset from the fit derived.

10, 11, 12, ..., 20, 21, 22, ..., 30. Again, we omit the two metal-poor stars previously mentioned, and fit a fourth order polynomial to arrive at the relation:

$$\begin{aligned}
 T_{\text{EFF}} &= 9393.59 \pm 60.45 - 490.25 \pm 28.79ST + 36.44 \pm 3.62ST^2 - \\
 &1.44 \pm 0.17ST^3 + 0.0208 \pm 0.0027ST^4 \qquad (9) \\
 &\text{for } A0 < ST < K0 \text{ and } [\text{Fe}/\text{H}] > -0.75
 \end{aligned}$$

where in this equation, the variable  $ST$  refers to the numerical value for the spectral type index. The fit for Equation 10 has a median absolute deviation of 90 K, and is plotted in Figure 15. In the range from F6 to G5, we also show the fit from the data Table 7 from van Belle & von Braun (2009) (Figure 16 is a close-up view of this range), and our results are consistent with each other.

## 5.2. Comparison to Indirectly Determined Temperatures

In the literature, there exist three surveys of nearby stars that include objects that overlap with the majority of stars in this sample: Allende Prieto & Lambert (1999), Holmberg et al. (2007) and Takeda (2007). The number of stars in common with each survey respectively are 37, 34 and 25. We compare our results to these works in this section.

Allende Prieto & Lambert (1999, hereafter APL99) derive fundamental parameters for the stars in their survey by fitting model evolutionary tracks from Bertelli et al. (1994) to observed  $(B-V)$  photometry and absolute  $V$  band magnitude  $M_V$ . The Geneva-Copenhagen survey of the Solar neighbourhood II, done by Holmberg et al. (2007, hereafter GCS07), utilizes the Padova models (Girardi et al. 2000; Salasnich et al. 2000) to derive the stellar parameters based on Strömgren *uvby* calibrations to  $T_{\text{EFF}}$  and  $M_V$ . Lastly, Takeda (2007, hereafter Tak07) use the Yonsei-Yale ( $Y^2$ ) stellar isochrones (Yi et al. 2001; Kim et al. 2002; Yi et al. 2003; Demarque et al. 2004) to fit their spectroscopically determined  $T_{\text{EFF}}$  along with the photometrically derived  $L$  (from the absolute magnitude, and bolometric correction, see Takeda et al. (2005) for details). GCS07 demonstrate that these model isochrones (among others) show minimal differences when compared to each other, also seen in Boyajian et al. (2008). However, we choose to compare all three sources since the target overlap is not identical or complete with respect to our own, as well as the fact that different datasets and photometric indices were used for each group.

In Figure 17, we compare our temperatures to the temperatures of the stars in common in each reference. The most apparent discrepancies appear when comparing our results to

those in APL99. For most cases seen here, APL99 overestimates the effective temperature of the star through the entire range of effective temperatures by about 5%, up to 15%. GCS07 and Tak07 are less drastic in comparison, but there is still a tendency of the models to overestimate the temperatures by a couple percent. Figures 18 and 19 plot the fractional offset of the stellar temperature from each method versus  $(B-V)$  color index and metallicity. For the hottest/bluest of stars ( $T_{\text{EFF}} > 6500$ ,  $B - V < 0.4$ , a range mostly covered by APL99 only) a positive offset is seen for all but one measurement. Likewise, temperatures of stars with the lowest metallicity are also overestimated in each reference compared to the temperatures presented here, but no trend can be identified with the sparse quantity of data available in this range.

The stars with the largest offsets in the effective temperatures of GCS07 are HD 81937 (13%), and HD 146233 (7%). Interestingly enough, these stars also have high discrepancies between their SED diameter and the limb-darkened diameter measured with CHARA. However, stars such as HD 10780 and HD 109358 also have high deviation in the SED diameter versus the limb-darkened diameter measured by CHARA, but their agreement with the temperature from GCS07 is at the  $\sim 1\%$  level. It is interesting to note that the star HD 146233 (18 Sco), that was first identified by Porto de Mello & da Silva (1997) to be a solar twin, is one of these stars with a large offset in effective temperature.

The agreement in temperature with Tak07 is better than both the APL99 and GCS07 surveys, but there is still a preference to higher temperatures than what we measure. The largest outliers in temperature offsets compared to Tak07 are HD 128167 (6.5%), HD 103095 (5.4%), and HD 86728 (4.3%). Comparing these outliers to the GCS07 outliers, there are no two stars in each that show large deviations from the model versus CHARA temperature, with the exception of the very metal poor star, HD 103095. Again, it does not appear that a star’s metallicity or color index is related to the deviation in temperatures of each source.

### 5.3. Isochrone Masses and Ages

We determine an estimate of the stellar mass and age by fitting our temperatures and luminosities presented in section 4.2 to the Yonsei-Yale ( $Y^2$ ) stellar isochrones (Yi et al. 2001; Kim et al. 2002; Yi et al. 2003; Demarque et al. 2004). We are able to do this for most stars observed for this work, but unfortunately, useful results are not obtainable when fitting isochrones to stars with  $L < 0.75L_{\odot}$ , because sensitivity to age in this region is minimal<sup>14</sup>. To run the model isochrones, input estimates are required for the abundance

---

<sup>14</sup>Stars within this range are HD 6582, HD 10780, HD 101501, HD 103095, HD 131156, and HD 185144.



of iron [Fe/H] (Table 1) and  $\alpha$  elements [ $\alpha$ /Fe]<sup>15</sup>. For each star, isochrones were generated in increments of 0.1 Gyr, in the range of 0.1–15 Gyr. We fit the model isochrones in the theoretical temperature-luminosity plane, where the solutions from the model are purely from the theory of stellar structure. This eliminates any dependence of the color table used in transforming the model isochrone temperature to observed photometric colors (Lejeune et al. 1998). Once a best-fit isochrone is established, an age along with the associated mass for this best fit isochrone is recorded for each star. We show an example of this routine in Figure 20, and the results are listed in Table 12.

We calculate the errors on the best fit isochrone mass and age using the 1- $\sigma$  temperature and luminosity maximum offset for the isochrone solution. It is worth noting that the metallicity input for the model isochrones has an impact on the derived age (and in turn also on the derived mass). Lower metallicity isochrones shift down and to the left on these diagrams, so for a star with a true metallicity less than the input value, a higher isochrone age would be found. The opposite is true for stars with higher values of metallicity, where a younger age would result. For our isochrone fits, we adopt fixed values of metallicity measured from a uniform source (in this case Holmberg et al. 2007) that are used in the model input for computations. Thus, relative ages may be correct while absolute ages are highly uncertain<sup>16</sup>.

#### 5.4. Gravity Masses

With the linear radii known for all stars in the CHARA sample, we are able to determine the mass of a star using  $\log g$  estimates published in APL99 and Tak07 using the relation

$$g_* = GM_*/R_*^2 \quad (10)$$

where  $G$  is the gravitational constant,  $M_*$  is the mass of the star,  $R_*$  is the radius of the star, and  $g_*$  is the surface gravity of the star. Hereafter, we will refer to the mass derived in this manner as  $M_{g-R}$ .

---

<sup>15</sup>The [ $\alpha$ /Fe] for all stars are zero (Carney 1996). We assign [Fe/H] = 0 for HD 56537, HD 141795, and HD 213558 because no metallicity measurements are available in the literature for these stars.

<sup>16</sup>A characteristic error introduced by a 0.1 dex uncertainty in the metallicity may introduce errors ranging from about 0.1 – 2.0 Gyr and 0.06  $M_\odot$  for the A to G type stars, respectively.

## 5.5. Comparative Analysis

Masses derived from isochrone fitting ( $M_{\text{Iso}}$ ) and those obtainable when the surface gravity and radius are known through Equation 10 ( $M_{\text{g-R}}$ ) are compared in Figure 21 for the stars with gravity measurements published by APL99 and Tak07. There is significant scatter, however we find that for stars greater than  $\sim 1.3M_{\odot}$ , the masses are over-predicted when using gravities from APL99. It is possible that the offset links back to the temperature offsets discussed in the previous section. For instance, if the model temperature used to fit the spectral lines to determine  $\log g$  values for the stars is offset, this will in turn lead to spurious values of  $\log g$ . Presumably these overestimated temperatures will lead to a slightly more massive star, because hotter stars on the main sequence are more massive than their cooler counterparts. Sure enough, this trend can be seen in Figure 22 when comparing the deviation in temperatures and masses for these stars. Ages derived are also affected in the sense that the stars will appear younger if their temperature or  $\log g$  is artificially offset to higher values. In fact, a slight trend may be seen in Figure 23 to support this when comparing our ages to the ages in GCS07 and Tak07 (APL99 did not publish ages), where our ages are typically greater.

The discussion in Holmberg et al. (2007) also gives several examples of how an offset in effective temperature will, in turn, offset the metallicity, and argues that these effects double up when determining the ages of the stars, thereby producing false age-metallicity relations.

For further comparison, we introduce the data set presented in Andersen (1991). Andersen (1991) provides a compilation of data on all non-interacting eclipsing binaries (EB) known at the time - a total of 90 stars, most of which are on the main sequence. Section 4 in Andersen (1991) argues that the motivation for compiling the EB data is to aid in the prediction of single-star properties where masses and radii are unobtainable by direct measurements for a large number of stars. We use these data for eclipsing binaries to compare with our results for single stars in this section.

In Figure 24, we show the relation between  $(B - V)$  color index and stellar mass. The mass-luminosity relation is shown in Figure 25. Eclipsing binary data from Andersen (1991) are plotted as well as the masses for stars in this project derived from the  $Y^2$  isochrones, and masses derived from the combination of the CHARA radii and  $\log g$  estimates from each source (APL99 or Tak07).

The  $Y^2$  masses we found are in excellent agreement with the sample of eclipsing binaries from Andersen (1991) with respect to  $(B - V)$  color index and luminosity (Figure 24 and Figure 25). However, comparing the  $M_{\text{g-R}}$  data points to the EB sample, we see that these masses are biased to larger masses, forcing them to appear under-luminous compared to the

EB sample as well as the  $Y^2$  data points. The effect is again most apparent in the range where the APL99 gravities are used, where the systematics appear for stars with masses greater than  $\sim 1.3M_{\odot}$ .

## 6. Summary and Conclusion

In this paper we present the angular diameters of nearby, main-sequence stars measured with the CHARA Array. The survey includes a total of 44 stars, for which the angular diameter is measured to better than 4%. Robust bolometric flux measurements of the stars are presented, yielding absolute luminosities and effective temperatures measured to accuracies on the average of 1.8% and 1%, respectively. Lastly, we extract masses and ages of the stars by applying the Yonsei-Yale model isochrones to our data

We show that published values of such stellar parameters derived indirectly are not consistent with our results. Our data compared to published values show that several sources overestimate the effective temperature by 1.5 – 4%. The values for modelled stellar radius compensate this offset by being underestimated in order for the luminosity to come out right. Generally speaking, this offset is most apparent in the metal-poor stars as well as the earlier type stars ( $\gtrsim 1.3M_{\odot}$ ) that we observed. We propose that this preference for models to derive hotter temperatures is the cause for further divergence in a star’s surface gravity measurements, which consequently yields higher masses and younger ages. Excellent agreement is seen when comparing our data to a large sample of eclipsing binaries.

This data sample is used to solve for empirically-based temperature relations for A-, F-, and G-type main-sequence stars, with precision close to the 1% level on the color-temperature calibrations. The results of the  $B - V$  color - temperature relation are consistent with other relations for the stars redder than  $B - V \sim 0.4$  (mid F- through G-type). However, for stars earlier than this (the A- and early F-types), our solution is a couple hundred Kelvin cooler than all but one of the relations we use for comparison. This is likely due to the sparsity of good quality empirical data used for fitting in this region. Our data is better correlated in the  $V - K$  color - temperature relation than the interferometric data in van Belle & von Braun (2009) for the F- and G-type stars, due to the high precision of our measurements compared to theirs, but the fits to the data are indistinguishable in this range. For the earlier-type stars, moderate disagreement is still present, again from lack of complete sampling in this region.

Ongoing observations of more nearby main-sequence stars are under way by our group at the CHARA Array. Color-temperature calibrations with various other color indices will

be implemented in the forthcoming papers in the series. Stellar metallicity was ignored in this work, however including it in temperature relations will almost certainly beat the errors down even more than what we have achieved with the current fit. In our future efforts, we aim to populate the data set enough to identify accurate color-temperature-metallicity relations, as well as extend the sample down to the lower end of the main-sequence.

TSB acknowledges support provided by NASA through Hubble Fellowship grant #HST-HF-51252.01 awarded by the Space Telescope Science Institute, which is operated by the Association of Universities for Research in Astronomy, Inc., for NASA, under contract NAS 5-26555. The CHARA Array is funded by the National Science Foundation through NSF grant AST-0908253 and by Georgia State University through the College of Arts and Sciences. This research has made use of the SIMBAD literature database, operated at CDS, Strasbourg, France, and of NASA’s Astrophysics Data System. This publication makes use of data products from the Two Micron All Sky Survey, which is a joint project of the University of Massachusetts and the Infrared Processing and Analysis Center/California Institute of Technology, funded by the NASA and NSF.

## REFERENCES

- Absil, O. et al. 2008, *A&A*, 487, 1041
- Abt, H. A., & Levy, S. G. 1976, *ApJS*, 30, 273
- Allen, D. A., & Cragg, T. A. 1983, *MNRAS*, 203, 777
- Allende Prieto, C., & Lambert, D. L. 1999, *A&A*, 352, 555
- Alonso, A., Arribas, S., & Martinez-Roger, C. 1994, *A&AS*, 107, 365
- Andersen, J. 1991, *A&A Rev.*, 3, 91
- Argue, A. N. 1963, *MNRAS*, 125, 557
- . 1966, *MNRAS*, 133, 475
- Arp, H. C. 1958, *AJ*, 63, 118
- Arribas, S., & Martinez Roger, C. 1987, *A&AS*, 70, 303
- . 1989, *A&A*, 215, 305
- Aumann, H. H., & Probst, R. G. 1991, *ApJ*, 368, 264
- Baines, E. K., McAlister, H. A., ten Brummelaar, T. A., Turner, N. H., Sturmman, J., Sturmman, L., Goldfinger, P. J., & Ridgway, S. T. 2008, *ArXiv e-prints*, 803
- Barnes, T. G., Evans, D. S., & Moffett, T. J. 1978, *MNRAS*, 183, 285
- Barry, D. C. 1969, *PASP*, 81, 339
- Baruch, J. E. F., Griffiths, W. K., Nittmann, J., Groote, D., Mountain, C. M., Selby, M. J., & Shallis, M. J. 1983, *MNRAS*, 202, 691
- Behr, B. B., Hajian, A. R., Cenko, A. T., Murison, M., McMillan, R. S., Hindsley, R., & Meade, J. 2009, *ApJ*, 705, 543
- Bergeat, J., & Lunel, M. 1980, *A&A*, 87, 139
- Berger, D. H. et al. 2006, *ApJ*, 644, 475
- Berriman, G., de Campli, W. M., Werner, M. W., & Hatchett, S. P. 1983, *MNRAS*, 205, 859
- Bertelli, G., Bressan, A., Chiosi, C., Fagotto, F., & Nasi, E. 1994, *A&AS*, 106, 275

- Blackwell, D. E., Petford, A. D., Arribas, S., Haddock, D. J., & Selby, M. J. 1990, *A&A*, 232, 396
- Blackwell, D. E., & Shallis, M. J. 1977, *MNRAS*, 180, 177
- Blackwell, D. E., Shallis, M. J., & Selby, M. J. 1979a, *MNRAS*, 188, 847
- . 1979b, *MNRAS*, 188, 847
- Bok, B. J., Bok, P. F., & Miller, E. W. 1972, *AJ*, 77, 733
- Bond, H. E. 1970, *ApJS*, 22, 117
- Booth, A. J. 1997, in *IAU Symposium*, Vol. 189, *IAU Symposium*, ed. T. R. Bedding, A. J. Booth, & J. Davis, 147–152
- Bouigue, R. 1959, *Annales de l’Observatoire Astron. et Meteo. de Toulouse*, 27, 47
- Bowsher, E. C., McAlister, H. A., & Ten Brummelaar, T. A. 2010, in *Presented at the Society of Photo-Optical Instrumentation Engineers (SPIE) Conference*, Vol. 7734, *Society of Photo-Optical Instrumentation Engineers (SPIE) Conference Series*
- Boyajian, T. S. et al. 2008, *ArXiv e-prints*, 804
- . 2009, *ApJ*, 691, 1243
- Breger, M. 1974, *ApJ*, 188, 53
- Caillault, J.-P., & Patterson, J. 1990, *AJ*, 100, 825
- Cameron, R. C. 1966, *Georgetown Obs. Monogram*, 21, 0 (1966), 21, 0
- Campins, H., Rieke, G. H., & Lebofsky, M. J. 1985, *AJ*, 90, 896
- Cardelli, J. A., Clayton, G. C., & Mathis, J. S. 1989, *ApJ*, 345, 245
- Carney, B. W. 1979, *ApJ*, 233, 211
- . 1983a, *AJ*, 88, 623
- . 1983b, *AJ*, 88, 610
- . 1996, *PASP*, 108, 900
- Carney, B. W., & Aaronson, M. 1979, *AJ*, 84, 867

- Carter, B. S. 1990, MNRAS, 242, 1
- Casagrande, L., Ramírez, I., Meléndez, J., Bessell, M., & Asplund, M. 2010, A&A, 512, A54
- Celis S., L. 1975, A&AS, 22, 9
- Claret, A. 2000, A&A, 363, 1081
- Code, A. D., Bless, R. C., Davis, J., & Brown, R. H. 1976, ApJ, 203, 417
- Cohen, M., Wheaton, W. A., & Megeath, S. T. 2003, AJ, 126, 1090
- Colina, L., Bohlin, R., & Castelli, F. 1996, HST Instrument Science Report, CAL/SCS-008 (Baltimore: STScI)
- Cousins, A. W. J. 1963, Monthly Notes of the Astronomical Society of South Africa, 22, 12
- . 1964, Monthly Notes of the Astronomical Society of South Africa, 23, 175
- . 1984, South African Astronomical Observatory Circular, 8, 59
- Cousins, A. W. J., & Stoy, R. H. 1962, Royal Greenwich Observatory Bulletins, 64, 103
- Cowley, A. P., Hiltner, W. A., & Witt, A. N. 1967, AJ, 72, 1334
- Cox, A. N. 2000, Allen’s astrophysical quantities (Allen’s astrophysical quantities, 4th ed. Publisher: New York: AIP Press; Springer, 2000. ed. Arthur N. Cox. ISBN: 0387987460)
- Crawford, D. L. 1975, AJ, 80, 955
- Crawford, D. L., & Barnes, J. V. 1969, AJ, 74, 407
- . 1970, AJ, 75, 978
- Crawford, D. L., Barnes, J. V., Faure, B. Q., & Golson, J. C. 1966, AJ, 71, 709
- Crawford, D. L., Barnes, J. V., Gibson, J., Golson, J. C., Perry, C. L., & Crawford, M. L. 1972, A&AS, 5, 109
- Crawford, D. L., & Perry, C. L. 1989, PASP, 101, 601
- Cutri, R. M. et al. 2003, The 2MASS All Sky Catalog of Point Sources (Pasadena: IPAC)
- Danziger, I. J., & Dickens, R. J. 1967, ApJ, 149, 55

- Davis, J. 1985, in IAU Symposium, Vol. 111, Calibration of Fundamental Stellar Quantities, ed. D. S. Hayes, L. E. Pasinetti, & A. G. D. Philip, 193–208
- Davis, J. 1997, in IAU Symposium, Vol. 189, IAU Symposium, ed. T. R. Bedding, A. J. Booth, & J. Davis, 31–38
- de Vaucouleurs, G. 1959, *Planet. Space Sci.*, 2, 26
- Demarque, P., Woo, J.-H., Kim, Y.-C., & Yi, S. K. 2004, *ApJS*, 155, 667
- Dyck, H. M., Benson, J. A., van Belle, G. T., & Ridgway, S. T. 1996, *AJ*, 111, 1705
- Elias, J. H., Frogel, J. A., Matthews, K., & Neugebauer, G. 1982, *AJ*, 87, 1029
- Elliott, J. E. 1974, *AJ*, 79, 1082
- Fabregat, J., & Reglero, V. 1990, *A&AS*, 82, 531
- Feinstein, A. 1974, *AJ*, 79, 1290
- Fernie, J. D. 1969, *JRASC*, 63, 133
- Fernie, J. D., Hagen, Jr., J. P., Hagen, G. L., & McClure, L. 1971, *PASP*, 83, 79
- Fitch, W. S. 1955, *ApJ*, 121, 690
- Frank, J., King, A. R., Sherrington, M. R., Jameson, R. F., & Axon, D. J. 1981, *MNRAS*, 195, 505
- Frogel, J. A., Persson, S. E., Matthews, K., & Aaronson, M. 1978, *ApJ*, 220, 75
- Gascoigne, S. C. B. 1962, *MNRAS*, 124, 201
- Gehrz, R. D., & Woolf, N. J. 1970, *ApJ*, 161, L213
- Ghosh, S. K., Iyengar, K. V. K., Tandon, S. N., Verma, R. P., Daniel, R. R., & Rengarajan, T. N. 1984, *MNRAS*, 206, 611
- Girardi, L., Bressan, A., Bertelli, G., & Chiosi, C. 2000, *A&AS*, 141, 371
- Glass, I. S. 1974, *Monthly Notes of the Astronomical Society of South Africa*, 33, 53
- . 1975, *MNRAS*, 171, 19P
- Grant, G. 1959, *ApJ*, 129, 62



- Gray, D. F. 1992, *The Observation and Analysis of Stellar Photospheres* (The Observation and Analysis of Stellar Photospheres, by David F. Gray, pp. 470. ISBN 0521408687. Cambridge, UK: Cambridge University Press, June 1992.)
- Gray, R. O. 1998, *AJ*, 116, 482
- Gray, R. O., Corbally, C. J., Garrison, R. F., McFadden, M. T., Bubar, E. J., McGahee, C. E., O'Donoghue, A. A., & Knox, E. R. 2006, *AJ*, 132, 161
- Gray, R. O., Corbally, C. J., Garrison, R. F., McFadden, M. T., & Robinson, P. E. 2003, *AJ*, 126, 2048
- Gray, R. O., Napier, M. G., & Winkler, L. I. 2001, *AJ*, 121, 2148
- Gray, R. O., & Olsen, E. H. 1991, *A&AS*, 87, 541
- Grønbech, B., & Olsen, E. H. 1976, *A&AS*, 25, 213
- Grønbech, B., Olsen, E. H., & Strömberg, B. 1976, *A&AS*, 26, 155
- Guetter, H. H. 1977, *AJ*, 82, 598
- . 1979, *AJ*, 84, 1846
- Gutierrez-Moreno, A., & et al. 1966, *Publications of the Department of Astronomy University of Chile*, 1, 1
- Gutierrez-Moreno, A., & Moreno, H. 1968, *ApJS*, 15, 459
- Haas, M., & Leinert, C. 1990, *A&A*, 230, 87
- Häggkvist, L., & Oja, T. 1966, *Arkiv for Astronomi*, 4, 137
- . 1969, *Arkiv for Astronomi*, 5, 303
- Haggkvist, L., & Oja, T. 1970, *Private Communication*, 0
- Han, I., & Gatewood, G. 2002, *PASP*, 114, 224
- Hanbury Brown, R., Davis, J., & Allen, L. R. 1974a, *MNRAS*, 167, 121
- Hanbury Brown, R. H., Davis, J., Lake, R. J. W., & Thompson, R. J. 1974b, *MNRAS*, 167, 475
- Harris, III, D. L., & Uppgren, A. R. 1964, *ApJ*, 140, 151

- Hauck, B., & Mermilliod, M. 1998a, *A&AS*, 129, 431
- . 1998b, *A&AS*, 129, 431
- Henry, J. P., Becklin, E. E., & Telesco, C. M. 1984, *ApJ*, 280, 98
- Hoffleit, D., & Jaschek, C. . 1991, *The Bright star catalogue*, ed. Hoffleit, D. & Jaschek, C. —.
- Hogg, A. R. 1958, *Mount Stromlo Observatory Mimeographs*, 2, 1
- Holmberg, J., Nordström, B., & Andersen, J. 2007, *A&A*, 475, 519
- . 2008, *ArXiv e-prints*
- Imagawa, F. 1967, *Memoirs of the College of Science, Kyoto Imperial University*, 31, 93
- Iriarte, B., Johnson, H. L., Mitchell, R. I., & Wisniewski, W. K. 1965, *S&T*, 30, 21
- Irvine, W. M., Simon, T., Menzel, D. H., Charon, J., Leconte, G., Griboval, P., & Young, A. T. 1968a, *AJ*, 73, 251
- Irvine, W. M., Simon, T., Menzel, D. H., Pikoos, C., & Young, A. T. 1968b, *AJ*, 73, 807
- Irwin, J. B. 1961, *ApJS*, 6, 253
- Jennens, P. A., & Helfer, H. L. 1975, *MNRAS*, 172, 667
- Jerzykiewicz, M., & Serkowski, K. 1966, *PASP*, 78, 546
- Johansen, K. T., & Gyldenkerne, K. 1970, *A&AS*, 1, 165
- Johnson, H. L. 1953, *ApJ*, 117, 361
- . 1964, *Boletin de los Observatorios Tonantzintla y Tacubaya*, 3, 305
- . 1965a, *ApJ*, 141, 170
- . 1965b, *Communications of the Lunar and Planetary Laboratory*, 3, 73
- . 1968, *Interstellar Extinction*, ed. Middlehurst, B. M. & Aller, L. H. (the University of Chicago Press), 167–+
- Johnson, H. L., & Harris, D. L. 1954, *ApJ*, 120, 196
- Johnson, H. L., & Knuckles, C. F. 1957, *ApJ*, 126, 113

- Johnson, H. L., MacArthur, J. W., & Mitchell, R. I. 1968, *ApJ*, 152, 465
- Johnson, H. L., Mitchell, R. I., Iriarte, B., & Wisniewski, W. Z. 1966, *Communications of the Lunar and Planetary Laboratory*, 4, 99
- Johnson, H. L., & Morgan, W. W. 1953, *ApJ*, 117, 313
- Jones, R. V., Carney, B. W., & Latham, D. W. 1988, *ApJ*, 332, 206
- Kenyon, S. J. 1988, *AJ*, 96, 337
- Kenyon, S. J., & Gallagher, J. S. 1983, *AJ*, 88, 666
- Kilkenny, D., & Menzies, J. W. 1986, *MNRAS*, 222, 373
- Kim, Y.-C., Demarque, P., Yi, S. K., & Alexander, D. R. 2002, *ApJS*, 143, 499
- Konacki, M. 2005, *ApJ*, 626, 431
- Kostjuk, N. D. 2004, *VizieR Online Data Catalog*, 4027, 0
- Kozok, J. R. 1985, *A&AS*, 61, 387
- Lake, R. 1962, *Monthly Notes of the Astronomical Society of South Africa*, 21, 191
- . 1964, *Monthly Notes of the Astronomical Society of South Africa*, 23, 14
- Leggett, S. K., Bartholomew, M., Mountain, C. M., & Selby, M. J. 1986, *MNRAS*, 223, 443
- Leitherer, C., Hefele, H., Stahl, O., & Wolf, B. 1982, *A&A*, 108, 102
- Leitherer, C., & Wolf, B. 1984, *A&A*, 132, 151
- Lejeune, T., Cuisinier, F., & Buser, R. 1998, *A&AS*, 130, 65
- Little-Marenin, I. R., Simon, T., Ayres, T. R., Cohen, N. L., Feldman, P. A., Linsky, J. L., Little, S. J., & Lyons, R. 1986, *ApJ*, 303, 780
- Ljunggren, B., & Oja, T. 1965, *Arkiv for Astronomi*, 3, 439
- Lonsdale, C. J., Becklin, E. E., Lee, T. J., & Stewart, J. M. 1982, *AJ*, 87, 1819
- Lutz, T. E. 1971, *PASP*, 83, 488
- Markwardt, C. B. 2009, in *Astronomical Society of the Pacific Conference Series*, Vol. 411, *Astronomical Society of the Pacific Conference Series*, ed. D. A. Bohlender, D. Durand, & P. Dowler, 251–+

- Marlborough, J. M. 1964, *AJ*, 69, 215
- McCarthy, Jr., D. W. 1984, *AJ*, 89, 433
- McClure, R. D. 1970, *AJ*, 75, 41
- Mechler, G. E. 1976, *AJ*, 81, 107
- Mechler, G. E., & McGinnis, S. K. 1978, *AJ*, 83, 1646
- Mendoza, E. E., Gomez, V. T., & Gonzalez, S. 1978, *AJ*, 83, 606
- Mendoza, E. E., & Gonzalez, S. F. 1974, *Rev. Mexicana Astron. Astrofis.*, 1, 67
- Mermilliod, J.-C. 1986, *Catalogue of Eggen's UBV data.*, 0 (1986), 0
- Mermilliod, J. C. 1997, *VizieR Online Data Catalog*, 2168, 0
- Miczaika, G. R. 1954, *AJ*, 59, 233
- Mitchell, R. I., & Schuster, W. J. 1985, *AJ*, 90, 2116
- Moffett, T. J., & Barnes, III, T. G. 1979, *PASP*, 91, 180
- Morbey, C. L., & Griffin, R. F. 1987, *ApJ*, 317, 343
- Moreno, H. 1971, *A&A*, 12, 442
- Nakagiri, M., & Yamashita, Y. 1979, *Annals of the Tokyo Astronomical Observatory*, 17, 221
- Naur, P. 1955, *ApJ*, 122, 182
- Neckel, H. 1974, *A&AS*, 18, 169
- Neugebauer, G., & Leighton, R. B. 1969a, *NASA Special Publication*, 3047
- . 1969b, *Two-micron sky survey. A preliminary catalogue*, ed. Kapp, M. & Young, W. R.
- Nicolet, B. 1978, *A&AS*, 34, 1
- Niconov, V. B., Nekrasova, S. V., Polosuina, N. S., Rachkouvsky, N. D., & Chuvajev, W. K. 1957, *Izvestiya Ordena Trudovogo Krasnogo Znameni Krymskoj Astrofizicheskoj Observatorii*, 17, 42

- Nidever, D. L., Marcy, G. W., Butler, R. P., Fischer, D. A., & Vogt, S. S. 2002, *ApJS*, 141, 503
- Nikrasova, V., Nikonov, V. B., Polosukhina, N. S., & Rybka, E. 1962, *Izvestiya Ordena Trudovogo Krasnogo Znameni Krymskoj Astrofizicheskoj Observatorii*, 27, 228
- O’Connell, D. J. K. 1964, *Ricerche Astronomiche*, 6, 523
- Oja, T. 1963, *Arkiv for Astronomi*, 3, 273
- . 1970, Private Communication, 0
- . 1983, *A&AS*, 52, 131
- . 1984, *A&AS*, 57, 357
- . 1985a, *A&AS*, 61, 331
- . 1985b, *A&AS*, 59, 461
- . 1986, *A&AS*, 65, 405
- Olsen, E. H. 1977, *A&AS*, 29, 313
- . 1983, *A&AS*, 54, 55
- . 1993, *A&AS*, 102, 89
- . 1994a, *A&AS*, 104, 429
- . 1994b, *A&AS*, 106, 257
- Olson, E. C. 1974, *AJ*, 79, 1424
- Penston, M. J. 1973, *MNRAS*, 164, 133
- Perry, C. L. 1969, *AJ*, 74, 139
- Pfleiderer, J., Dachs, J., & Haug, U. 1966, *ZAp*, 64, 116
- Philip, A. G. D., & Philip, K. D. 1973, *ApJ*, 179, 855
- Pickles, A. J. 1998, *PASP*, 110, 863
- Piirola, V. 1976, *Observatory and Astrophysics Laboratory University of Helsinki Report*, 1, 0

- Porto de Mello, G. F., & da Silva, L. 1997, *ApJ*, 482, L89+
- Rakos, K. D. et al. 1982, *A&AS*, 47, 221
- Reglero, V., & Fabregat, J. 1991, *A&AS*, 90, 25
- Reglero, V., Gimenez, A., de Castro, E., & Fernandez-Figueroa, M. J. 1987, *A&AS*, 71, 421
- Richichi, A., Percheron, I., & Khristoforova, M. 2005, *A&A*, 431, 773
- Roman, N. G. 1955, *ApJS*, 2, 195
- Royer, F., Zorec, J., & Gomez, A. E. 2006, *VizieR Online Data Catalog*, 346, 30671
- Rucinski, S. M. 1983, *Information Bulletin on Variable Stars*, 2277, 1
- Rufener, F. 1976, *A&AS*, 26, 275
- Sadler, D.H., ed. 1961, *XIth General Assembly - Transactions of the IAU Vol. XI B, International Astronomical Union*
- Salasnich, B., Girardi, L., Weiss, A., & Chiosi, C. 2000, *A&A*, 361, 1023
- Sanwal, N. B., Parthasarathy, M., & Abhyankar, K. D. 1973, *The Observatory*, 93, 30
- Schild, R. E. 1973, *AJ*, 78, 37
- Schmidt, E. G. 1971, *ApJ*, 165, 335
- Schuster, W. J., & Nissen, P. E. 1988, *A&AS*, 73, 225
- Selby, M. J., Hepburn, I., Blackwell, D. E., Booth, A. J., Haddock, D. J., Arribas, S., Leggett, S. K., & Mountain, C. M. 1988, *A&AS*, 74, 127
- Serkowski, K. 1961, *Lowell Observatory Bulletin*, 5, 157
- Shao, C. Y. 1964, *AJ*, 69, 858
- Sharpless, S. 1952, *ApJ*, 116, 251
- Sjögren, U. 1964, *Arkiv for Astronomi*, 3, 339
- Sowell, J. R., & Wilson, J. W. 1993, *PASP*, 105, 36
- Stetson, P. B. 1991, *AJ*, 102, 589
- Stokes, N. R. 1972a, *MNRAS*, 159, 165

- . 1972b, *MNRAS*, 160, 155
- Szabados, L. 1981, *Communications of the Konkoly Observatory Hungary*, 77, 1
- Takeda, Y. 2007, *PASJ*, 59, 335
- Takeda, Y., Ohkubo, M., Sato, B., Kambe, E., & Sadakane, K. 2005, *PASJ*, 57, 27
- Taylor, B. J., & Joner, M. D. 1992, *PASP*, 104, 911
- Telesco, C. M., Decher, R., & Gatley, I. 1985, *ApJ*, 299, 896
- . 1986, *ApJ*, 302, 632
- Telesco, C. M., & Gatley, I. 1984, *ApJ*, 284, 557
- ten Brummelaar, T. A. et al. 2005, *ApJ*, 628, 453
- Tifft, W. G. 1963, *MNRAS*, 125, 199
- Tolbert, C. R. 1964, *ApJ*, 139, 1105
- Toyota, E. et al. 2009, *PASJ*, 61, 19
- van Belle, G. T., Creech-Eakman, M. J., & Hart, A. 2009, *MNRAS*, 394, 1925
- van Belle, G. T. et al. 1999, *AJ*, 117, 521
- van Belle, G. T., & van Belle, G. 2005, *PASP*, 117, 1263
- van Belle, G. T. et al. 2008, *ApJS*, 176, 276
- van Belle, G. T., & von Braun, K. 2009, *ApJ*, 694, 1085
- van den Bergh, S. 1967, *AJ*, 72, 70
- van Leeuwen, F. 2007, *Hipparcos, the New Reduction of the Raw Data (Hipparcos, the New Reduction of the Raw Data. By Floor van Leeuwen, Institute of Astronomy, Cambridge University, Cambridge, UK Series: Astrophysics and Space Science Library, Vol. 350 20 Springer Dordrecht)*
- Veeder, G. J. 1974, *AJ*, 79, 1056
- Veeder, G. J., Matson, D. L., & Smith, J. C. 1978, *AJ*, 83, 651
- Voelcker, K. 1975, *A&AS*, 22, 1

Wallerstein, G., & Helfer, H. L. 1961, *ApJ*, 133, 562

Warren, Jr., W. H. 1973, *AJ*, 78, 192

Warren, Jr., W. H., & Hesser, J. E. 1977, *ApJS*, 34, 115

Wenger, M. et al. 2000, *A&AS*, 143, 9

Yi, S., Demarque, P., Kim, Y.-C., Lee, Y.-W., Ree, C. H., Lejeune, T., & Barnes, S. 2001, *ApJS*, 136, 417

Yi, S. K., Kim, Y.-C., & Demarque, P. 2003, *ApJS*, 144, 259

Zhao, M. et al. 2009, *ApJ*, 701, 209



Table 1. Target Sample of A, F, and G Dwarfs

HD	HR	HIP	Other Name <sup>a</sup>	RA (hh mm ss.xx)	DEC (dd mm ss)	Spectral Type <sup>b</sup>	Spectral Type <sup>c</sup>	V (mag)	K (mag)	(B - V) (mag)	[Fe/H] <sup>d</sup>	$\pi \pm \sigma$ <sup>e</sup> (mas)
4614	219	3821	24 $\eta$ Cas A	00 49 06.29	57 48 54.67	F9V	G0V	3.46	2.05	0.587	-0.30	168.01±0.48
5015	244	4151	GJ 41	00 53 04.20	61 07 26.29	F8V	F8V	4.80	3.54	0.540	0.00	53.35±0.33
6582	321	5336	34 $\mu$ Cas A	01 08 16.39	54 55 13.22	G5Vb	G5Vp	5.17	3.36	0.704	-0.83	132.40±0.60
10780	511	8362	GJ 75	01 47 44.84	63 51 09.00	G9V	K0V	5.63	3.84	0.804	0.05	99.34±0.53
16895	799	12777	13 $\theta$ Per A	02 44 11.99	49 13 42.41	F7V	F7V	4.10	2.78	0.514	-0.12	89.88±0.23
19373	937	14632	$\iota$ Per	03 09 04.02	49 36 47.80	G0IV-V	G0V	4.05	2.70	0.595	0.09	94.87±0.23
20630	996	15457	$\kappa$ Cet	03 19 21.70	03 22 12.71	G5V	G5Vvar	4.84	3.34	0.681	0.00	109.39±0.27
22484	1101	16852	10 Tau	03 36 52.38	00 24 05.98	F9IV-V	F9V	4.29	2.93	0.575	-0.09	71.60±0.54
30652	1543	22449	1 $\pi^3$ Ori	04 49 50.41	06 57 40.59	F6IV-V	F6V	3.19	2.07	0.484	-0.03	123.94±0.17
34411	1729	24813	15 $\lambda$ Aur	05 19 08.47	40 05 56.59	G1V	G0V	4.69	3.24	0.630	0.05	79.18±0.28
39587	2047	27913	54 $\chi^1$ Ori	05 54 22.98	20 16 34.23	G0IV-V	G0V	4.39	2.97	0.594	-0.16	115.42±0.27
48737	2484	32362	31 $\xi$ Gem	06 45 17.37	12 53 44.13	F5IV-V	F5V	3.35	2.30	0.443	0.01	55.55±0.19
56537	2763	35350	54 $\lambda$ Gem	07 18 05.58	16 32 25.38	...	A3V	3.58	3.27	0.106	...	32.36±0.22
58946	2852	36366	62 $\rho$ Gem	07 29 06.72	31 47 04.38	...	F0V	4.16	3.32	0.320	-0.31	55.41±0.25
81937	3757	46733	23 h UMa	09 31 31.71	63 03 42.70	...	F0IV	3.65	2.82	0.360	0.06	41.99±0.16
82328	3775	46853	25 $\theta$ UMa	09 32 51.43	51 40 38.28	F5.5IV-V	F6IV	3.17	2.02	0.475	-0.12	74.18±0.13
82885	3815	47080	11 LMi	09 35 39.50	35 48 36.48	G8+V	G8IV-V	5.40	3.70	0.770	0.06	87.96±0.32
86728	3951	49081	20 LMi	10 01 00.66	31 55 25.22	G4V	G3V	5.37	3.82	0.676	0.20	66.47±0.32
90839	4112	51459	36 UMa	10 30 37.58	55 58 49.93	F8V	F8V	4.82	3.54	0.541	-0.16	78.26±0.29
95418	4295	53910	48 $\beta$ UMa	11 01 50.48	56 22 56.74	A1IV	A1V	2.34	2.35	0.033	0.06	40.89±0.16
97603	4357	54872	68 $\delta$ Leo	11 14 06.50	20 31 25.38	A5IV(n)	A4V	2.56	2.26	0.128	0.00	55.82±0.25
101501	4496	56997	61 UMa	11 41 03.02	34 12 05.89	G8V	G8V	5.31	3.53	0.723	-0.12	104.03±0.26
102870	4540	57757	5 $\beta$ Vir	11 50 41.72	01 45 52.98	F8.5IV-V	F8V	3.59	2.33	0.518	0.11	91.50±0.22
103095	4550	57939	CF UMa	11 52 58.77	37 43 07.24	K1V	G8Vp	6.42	4.38	0.754	-1.36	109.98±0.41
109358	4785	61317	8 $\beta$ CVn	12 33 44.55	41 21 26.93	G0V	G0V	4.24	2.72	0.588	-0.30	118.49±0.20
114710	4983	64394	43 $\beta$ Com	13 11 52.39	27 52 41.46	G0V	G0V	4.23	2.90	0.572	-0.06	109.53±0.17
118098	5107	66249	79 $\zeta$ Vir	13 34 41.59	-00 35 44.95	A2Van	A3V	3.38	3.11	0.114	-0.02	44.01±0.19
126660	5404	70497	23 $\theta$ Boo	14 25 11.80	51 51 02.68	F7V	F7V	4.04	2.78	0.497	-0.14	68.83±0.14
128167	5447	71284	28 $\sigma$ Boo	14 34 40.82	29 44 42.47	F4VkF2mF1	F3V	4.47	3.52	0.364	-0.36	63.16±0.26
131156	5544	72659	37 $\xi$ Boo	14 51 23.38	19 06 01.66	G7V	G8V	4.54	2.96	0.720	-0.33	149.03±0.48
141795	5892	77622	37 $\epsilon$ Ser	15 50 48.97	04 28 39.83	kA2hA5mA7V	A2m	3.71	3.43	0.147	...	46.28±0.19
142860	5933	78072	41 $\gamma$ Ser	15 56 27.18	15 39 41.82	F6V	F6V	3.85	2.66	0.478	-0.19	88.85±0.18
146233	6060	79672	18 Sco	16 15 37.27	-08 22 09.99	G2V	G1V	5.49	3.55	0.652	-0.02	71.93±0.37
162003	6636	86614	31 $\psi$ Dra	17 41 56.36	72 08 55.84	F5IV-V	F5IV-V	4.57	3.43	0.434	-0.17	43.79±0.45
164259	6710	88175	57 $\zeta$ Ser	18 00 29.01	-03 41 24.97	F2V	F3V	4.62	3.66	0.390	-0.14	42.44±0.33
173667	7061	92043	110 Her	18 45 39.73	20 32 46.71	F5.5IV-V	F6V	4.19	2.89	0.483	-0.15	52.06±0.24
177724	7235	93747	17 $\zeta$ Aql	19 05 24.61	13 51 48.52	A0IV-Vnn	A0Vn	2.99	2.92	0.014	-0.68	39.27±0.17
182572	7373	95447	31 b Aql	19 24 58.20	11 56 39.90	...	G8IV	5.17	3.53	0.761	0.33	65.89±0.26
185144	7462	96100	61 $\sigma$ Dra	19 32 21.59	69 39 40.23	G9V	K0V	4.67	2.78	0.786	-0.24	173.77±0.18
185395	7469	96441	13 $\theta$ Cyg	19 36 26.54	50 13 15.97	F3+V	F4V	4.49	3.52	0.395	-0.04	54.55±0.15
210418	8450	109427	26 $\theta$ Peg	22 10 11.99	06 11 52.31	...	A2V	3.52	3.22	0.086	-0.38	35.34±0.85
213558	8585	111169	7 $\alpha$ Lac	22 31 17.50	50 16 56.97	...	A1V	3.76	3.75	0.031	...	31.80±0.12
215648	8665	112447	46 $\xi$ Peg	22 46 41.58	12 10 22.40	F6V	F7V	4.20	2.87	0.502	-0.24	61.37±0.20
222368	8969	116771	17 $\iota$ Psc	23 39 57.04	05 37 34.65	F7V	F7V	4.13	2.89	0.507	-0.08	72.91±0.15

<sup>a</sup>Bayer-Flamsteed or GJ (Kostjuk 2004)

<sup>b</sup>Gray et al. (2001, 2003)

<sup>c</sup>*SIMBAD* (Wenger et al. 2000)

<sup>d</sup>Holmberg et al. (2007), when available. For stars without metallicity estimates from Holmberg et al. (2007), the  $[M/H]$  values from Gray et al. (2003, 2006) (HD 82885, HD 97603, HD 118098, HD 131156, HD 177724, HD 210418), and Takeda et al. (2005) (HD 182572) are used. Stars with no metallicity measurements are HD 56537, HD 141795, HD 213558.

<sup>e</sup>van Leeuwen (2007)

Table 2. Calibrators Observed

Calibrator HD	$V$ (mag)	$B - V$ (mag)	$U - B$ (mag)	$v$ (mag)	$b - y$ (mag)	$m1$ (mag)	$c1$ (mag)	$J$ (mag)	$H$ (mag)	$K$ (mag)	$\theta_{\text{SED}} \pm \sigma$ (mas)	Target (s) HD
71	6.990	1.187	...	...	...	...	...	5.193	4.459	4.214	$0.682 \pm 0.024$	4614
6210	5.838	0.547	0.110	5.800	0.356	0.183	0.475	4.755	4.794	4.445	$0.519 \pm 0.012$	4614, 5015, 6582, 10780
9407	6.530	0.684	0.236	...	...	...	...	5.296	4.941	4.888	$0.430 \pm 0.017$	4614
20675	5.932	0.441	-0.015	5.950	0.293	0.167	0.495	5.274	4.922	4.875	$0.415 \pm 0.012$	16895, 19373
21790	4.727	-0.093	-0.260	4.738	-0.036	0.107	0.833	5.282	4.960	4.886	$0.308 \pm 0.009$	20630, 22484
22879	6.689	0.540	-0.086	6.693	0.365	0.126	0.272	5.588	5.301	5.179	$0.342 \pm 0.021$	20630, 22484
28355	5.025	0.218	0.120	5.023	0.115	0.225	0.909	4.793	4.656	4.534	$0.425 \pm 0.030$	30652
30739	4.355	0.009	-0.016	4.370	0.010	0.153	1.107	3.825	4.208	4.166	$0.461 \pm 0.018$	30652
31295	4.644	0.085	0.095	4.661	0.044	0.178	1.007	4.846	4.517	4.416	$0.439 \pm 0.043$	30652
34904	5.540	0.120	0.120	5.540	0.084	0.163	1.101	5.144	5.124	5.112	$0.345 \pm 0.013$	34411
38558	5.527	0.274	0.249	5.400	0.196	0.148	1.176	4.944	4.746	4.483	$0.422 \pm 0.008$	39587
42807	6.442	0.660	0.160	6.440	0.415	0.228	0.292	5.253	5.010	4.849	$0.429 \pm 0.016$	48737
43042	5.201	0.434	-0.011	5.207	0.291	0.166	0.443	4.008	3.827	4.129	$0.591 \pm 0.030$	39587
43795	7.640	0.958	...	7.645	0.593	0.293	0.483	5.940	5.522	5.409	$0.376 \pm 0.008$	48682
50277	5.765	0.265	0.089	5.764	0.154	0.184	0.872	5.308	5.232	5.088	$0.346 \pm 0.011$	48737
50973	4.897	0.029	0.053	4.917	0.013	0.159	1.107	5.055	4.941	4.793	$0.361 \pm 0.026$	48682
58551	6.544	0.460	0.000	6.539	0.322	0.129	0.355	5.534	5.380	5.245	$0.357 \pm 0.009$	56537
59037	5.011	0.112	0.119	5.084	0.063	0.201	1.015	4.818	4.793	4.744	$0.389 \pm 0.018$	58946
65583	6.999	0.713	0.181	6.975	0.450	0.232	0.231	5.539	5.170	5.095	$0.406 \pm 0.033$	58946
79439	4.832	0.186	0.087	0.113	0.196	0.892	2.833	4.481	4.353	4.291	$0.482 \pm 0.035$	82328
80290	6.160	0.420	-0.110	6.132	0.300	0.139	0.392	5.219	5.067	4.972	$0.385 \pm 0.016$	82328
83951	6.140	0.360	0.000	6.000	0.244	0.162	0.594	5.355	5.246	5.169	$0.360 \pm 0.006$	82885, 86728
87141	5.749	0.476	0.043	5.700	0.318	0.169	0.478	4.987	4.730	4.503	$0.476 \pm 0.022$	81937, 82328, 95418
88986	6.460	0.600	0.160	6.440	0.397	0.209	0.363	5.247	4.946	4.884	$0.432 \pm 0.013$	82885, 86728
89389	6.450	0.540	0.080	0.369	0.181	0.370	2.602	5.340	5.091	5.020	$0.398 \pm 0.013$	81937, 82328, 90839, 95418
91480	5.159	0.335	-0.020	5.140	0.228	0.159	0.574	4.922	4.688	4.334	$0.518 \pm 0.014$	81937, 90839, 95418
99285	5.610	0.345	-0.017	5.640	0.251	0.154	0.595	4.815	4.723	4.624	$0.456 \pm 0.017$	97603
99984	5.964	0.493	-0.025	5.800	0.340	0.148	0.429	4.900	4.657	4.591	$0.483 \pm 0.020$	103095
102124	4.838	0.176	0.091	4.858	0.090	0.196	0.926	4.634	4.542	4.409	$0.466 \pm 0.022$	102870
102634	6.145	0.520	0.069	6.153	0.329	0.176	0.439	5.212	5.081	4.921	$0.404 \pm 0.010$	102870
103799	6.622	0.469	-0.026	0.326	0.139	0.422	2.618	5.594	5.386	5.338	$0.343 \pm 0.013$	101501, 103095, 109358
110897	5.956	0.548	-0.044	5.958	0.374	0.147	0.284	5.173	4.667	4.465	$0.492 \pm 0.022$	109358
114093	6.830	0.910	0.000	...	...	...	...	5.115	4.739	4.564	$0.572 \pm 0.014$	114710
116831	5.956	0.187	0.125	5.973	0.095	0.206	0.972	5.668	5.577	5.531	$0.278 \pm 0.020$	118098
120066	6.329	0.621	0.151	6.329	0.399	0.188	0.397	5.212	4.997	4.851	$0.428 \pm 0.013$	118098
128093	6.332	0.397	-0.022	6.200	0.300	0.131	0.476	5.460	5.287	5.222	$0.351 \pm 0.011$	128167
129153	5.915	0.218	0.045	0.131	0.206	0.813	2.816	5.447	5.402	5.365	$0.309 \pm 0.010$	131156
132254	5.639	0.496	-0.003	5.600	0.338	0.174	0.410	4.685	4.464	4.408	$0.520 \pm 0.015$	126660
135101	6.689	0.680	0.260	6.685	0.433	0.220	0.368	5.403	5.090	5.030	$0.409 \pm 0.014$	131156
139225	5.950	0.280	0.020	5.800	0.222	0.160	0.681	5.175	5.099	5.023	$0.380 \pm 0.122$	142860
140775	5.571	0.035	0.059	5.568	0.024	0.150	1.107	5.466	5.463	5.428	$0.275 \pm 0.013$	141795
145607	5.420	0.120	0.120	5.443	0.059	0.172	1.083	5.170	5.307	5.052	$0.325 \pm 0.020$	146233
150177	6.390	0.490	-0.100	6.333	0.334	0.119	0.395	5.353	5.064	4.977	$0.391 \pm 0.019$	146233
154099	6.300	0.240	0.110	6.308	0.158	0.180	0.944	5.706	5.633	5.604	$0.283 \pm 0.005$	162003
158352	5.418	0.227	0.094	5.420	0.148	0.183	0.923	4.813	4.883	4.805	$0.407 \pm 0.013$	164259
162004	5.808	0.531	0.032	5.780	0.346	0.160	0.379	5.001	4.590	4.527	$0.498 \pm 0.015$	162003
167564	6.350	0.200	0.150	6.354	0.123	0.158	1.148	5.891	5.791	5.750	$0.259 \pm 0.004$	165259
174897	6.550	1.050	0.850	...	...	...	...	4.797	4.384	4.096	$0.652 \pm 0.038$	182572
176303	5.239	0.530	0.066	5.267	0.356	0.168	0.452	4.324	4.039	3.930	$0.659 \pm 0.016$	173667, 177724, 182572
180317	5.640	0.110	0.000	5.600	0.068	0.184	1.072	5.330	5.381	5.302	$0.309 \pm 0.007$	173667, 177724

Table 2—Continued

Calibrator HD	$V$ (mag)	$B - V$ (mag)	$U - B$ (mag)	$v$ (mag)	$b - y$ (mag)	$m1$ (mag)	$c1$ (mag)	$J$ (mag)	$H$ (mag)	$K$ (mag)	$\theta_{\text{SED}} \pm \sigma$ (mas)	Target (s) HD
183534	5.750	0.000	-0.020	5.750	-0.003	0.157	1.023	5.632	5.690	5.674	$0.241 \pm 0.012$	185395
191195	5.826	0.418	-0.030	5.817	0.284	0.153	0.506	5.239	4.834	4.766	$0.432 \pm 0.014$	185395
193664	5.919	0.585	0.058	5.922	0.382	0.180	0.323	4.879	4.690	4.451	$0.494 \pm 0.019$	185144
204485	5.797	0.304	0.009	5.700	0.200	0.198	0.648	5.156	5.020	4.955	$0.381 \pm 0.011$	201091, 201092
210715	5.393	0.154	0.069	5.400	0.076	0.200	0.967	5.013	5.016	4.959	$0.366 \pm 0.015$	213558
211976	6.178	0.450	-0.052	6.183	0.300	0.148	0.423	5.323	5.160	5.050	$0.373 \pm 0.013$	210418, 215648
214923	3.406	-0.086	-0.217	3.406	-0.035	0.113	0.868	3.538	3.527	3.566	$0.611 \pm 0.029$	215648
216735	4.906	-0.002	0.003	4.915	-0.006	0.159	1.083	5.222	5.012	4.840	$0.321 \pm 0.022$	215648, 222368
218470	5.680	0.417	-0.039	5.687	0.290	0.146	0.486	4.819	4.670	4.649	$0.462 \pm 0.014$	213558
222603	4.502	0.202	0.078	4.500	0.105	0.203	0.891	4.372	4.204	4.064	$0.577 \pm 0.032$	222368
225003	5.704	0.329	-0.007	5.699	0.209	0.155	0.645	5.077	5.008	4.910	$0.386 \pm 0.017$	222368

Note. — Johnson  $UBV$  (Mermilliod 1997), Stromgren  $uvby$  (Hauck & Mermilliod 1998a), and 2MASS  $JHK$  (Cutri et al. 2003) magnitudes for the calibrator stars. Refer to Section 2.3 for details.

Table 3. Observation Log

Object HD	UT Date	Baseline	# of Brackets	Calibrator HD
4614	2007/06/29	W1/E1	2	6210
	2007/06/30	W1/E1	5	6210
	2007/07/01	W1/E1	3	6210
	2007/07/18	S1/E1	3	6210
	2007/07/19	S1/E1	3	6210
	2007/11/16	S1/E1	4	6210
	2008/10/02	W1/E1	4	6210, 9407
	2009/11/21	S1/E1	3	71
5015	2007/10/10	W1/E1	10	6210
	2007/11/03	W1/E1	7	6210
	2007/11/17	S1/E1	8	6210
6582	2007/07/01	W1/E1	3	6210
	2007/07/17	S1/E1	6	6210
	2007/07/18	S1/E1	8	6210
	2007/09/08	S1/E1	10	6210
10780	2007/06/29	W1/E1	2	6210
	2007/07/19	S1/E1	10	6210
	2007/10/10	W1/E1	10	6210
16895	2007/09/08	S1/E1	7	20675
	2007/11/03	W1/E1	8	20675
	2007/12/24	S1/E1	6	20675
19373	2007/01/25	S1/E1	8	20675
	2007/08/28	W1/S1	2	20675
	2007/09/08	S1/E1	10	20675
	2007/11/04	W1/E1	6	20675
20630	2007/09/09	S1/E1	9	21790
	2008/10/01	S1/E1	4	22879
	2008/11/17	S1/E1	5	22879
	2008/11/18	S1/E1	5	21790, 22879
22484	2006/12/05	S1/E1	2	21790
	2006/12/07	S1/E1	3	21790
	2007/09/09	S1/E1	8	21790
	2008/10/01	S1/E1	6	22879
	2008/10/02	W1/E1	4	22879
30652	2007/11/05	S1/E1	16	30739
	2008/10/01	S1/E1	10	28355, 31295
	2008/10/02	W1/E1	3	31295
34411	2007/01/26	S1/E1	5	34904
	2007/11/03	W1/E1	8	34904
	2007/11/15	S1/E1	4	34904
	2007/11/17	S1/E1	7	34904
39587	2006/12/07	S1/E1	3	38558
	2007/03/06	S1/E1	8	38558
	2008/11/18	S1/E1	11	38558, 43042
48737	2006/12/07	S1/E1	4	50277
	2008/11/17	S1/E1	12	42807, 50277
	2008/11/18	S1/E1	11	42807, 50277
56537	2007/02/21	S1/E1	1	58551
	2007/02/25	S1/E1	7	58551
	2007/03/11	S1/E1	6	58551
	2007/11/04	S1/E1	5	58551
	2007/12/23	S1/E1	5	58551
58946	2007/01/25	S1/E1	6	65583

Table 3—Continued

Object HD	UT Date	Baseline	# of Brackets	Calibrator HD
	2007/11/16	S1/E1	7	59037
	2007/11/17	S1/E1	7	59037
81937	2007/11/29	S2/E2	9	91480
	2009/11/20	S1/E1	12	87141, 89389, 91480
	2009/11/21	S1/E1	4	87141
	2009/11/22	S1/E1	2	91480
82328	2007/11/02	W2/E2	9	87141
	2009/11/20	S1/E1	7	79439, 80290, 89389
	2009/11/22	S1/E1	3	79439
82885	2007/02/03	S1/E1	2	83951
	2007/11/03	W1/E1	7	83951
	2007/11/07	S1/E1	9	83951
	2007/12/24	S1/E1	5	83951
	2009/11/21	S1/E1	3	88986
86728	2007/11/15	S1/E1	10	83951
	2007/11/16	S1/E1	2	83951
	2007/12/24	S1/E1	6	83951
	2008/11/16	S1/E1	10	83951, 88986
	2009/11/21	S1/E1	4	88986
90839	2007/11/16	S1/E1	10	89389
	2008/04/17	W1/S1	5	89389, 91480
95418	2007/04/04	S1/E1	7	91480
	2007/11/07	S1/E1	6	91480
	2008/04/17	W1/S1	5	89389, 91480
	2009/11/21	S1/E1	3	87141
	2009/11/22	S1/E1	4	91480
97603	2007/02/21	S1/E1	10	99285
	2007/03/10	S1/E1	2	99285
	2007/03/11	S1/E1	5	99285
101501	2007/11/15	S1/E1	7	103799
	2007/12/24	S1/E1	3	103799
102870	2007/03/09	S1/E1	6	102124
	2007/12/23	S1/E1	4	102124
	2008/04/19	W1/S1	8	102124
	2008/04/22	S1/E1	9	102124
	2008/04/23	S1/E1	7	102634
103095	2007/11/16	S1/E1	7	103799
	2007/12/24	S1/E1	10	103799
109358	2007/05/26	S1/E2	3	110897
	2008/04/18	W1/S1	5	103799, 110897
114710	2008/04/21	W1/S1	10	114093
	2008/06/27	S1/E1	6	114093
118098	2007/03/10	S1/E1	6	120066
	2007/03/30	S1/E1	5	120066
	2007/12/23	S1/E1	2	120066
	2010/04/10	S1/E1	4	116831, 120066
126660	2007/05/24	W1/S1	5	132254
	2007/07/16	S1/E1	6	132254
	2008/07/25	S1/E1	4	132254
128167	2008/06/28	S1/E1	5	128093
	2008/07/06	S1/E1	12	128093

Table 3—Continued

Object HD	UT Date	Baseline	# of Brackets	Calibrator HD
	2008/07/24	S1/E2	10	128093
131156	2007/03/12	S1/E1	5	135101
	2008/04/18	W1/S1	5	135101, 129153
	2008/04/19	W1/S1	6	135101
	2008/06/27	S1/E1	9	135101, 129153
141795	2008/07/22	S1/E1	8	140775
142860	2007/07/20	S1/E1	3	139225
	2007/07/21	S1/E1	6	139225
	2008/04/21	W1/S1	10	139225
146233	2008/04/19	W1/S1	11	145607, 150177
	2008/04/21	W1/S1	6	145607, 150177
	2008/04/22	S1/E1	9	145607, 150177
	2008/04/23	S1/E1	6	145607, 150177
	2008/05/16	W1/E2	4	150177
162003	2007/07/17	S1/E1	8	154099
	2007/07/18	S1/E1	2	162004
	2007/10/10	W1/E1	6	162004
	2007/11/17	S1/E1	4	162004
	2008/06/26	S1/E1	5	162004
164259	2008/04/22	S1/E1	6	167564, 158352
	2008/04/23	S1/E1	3	158352
	2008/06/20	W1/S1	3	158352
	2008/06/28	S1/E1	5	158352
	2008/07/27	W1/S1	6	158352
173667	2007/07/20	S1/E1	3	180317
	2007/07/21	S1/E1	9	176303
	2008/04/21	W1/S1	3	176303
	2008/06/28	S1/E1	8	176303
	2008/07/07	W1/S1	1	176303
	2008/07/21	W1/S1	1	176303
	2008/07/22	S1/E1	6	176303
	2008/07/23	W1/E1	6	176303
177724	2008/06/28	S1/E1	10	176303
	2008/07/07	W1/S1	5	176303
	2008/07/21	W1/S1	4	176303
	2008/07/22	S1/E1	6	176303
	2008/07/23	W1/E1	6	176303
	2008/10/01	S1/E1	4	176303
182572	2007/07/21	S1/E1	6	174897
	2007/09/09	S1/E1	10	174897
	2008/07/22	S1/E1	5	174897
	2008/07/24	S1/E2	5	174897
	2008/09/30	S1/E1	7	176303
185144	2007/05/24	W1/S1	3	193664
	2007/05/25	W1/S1	4	193664
	2007/06/28	W1/E1	1	193664
	2007/06/29	W1/E1	4	193664
	2007/06/30	W1/E1	1	193664
	2007/07/01	W1/E1	2	193664
185395	2007/05/26	S1/E2	3	183534
	2007/07/19	S1/E1	11	191195
	2007/11/02	W1/E2	5	191195
	2008/07/25	S1/E1	8	191195
201091	2007/06/30	W1/E1	3	204485

Table 3—Continued

Object HD	UT Date	Baseline	# of Brackets	Calibrator HD
201092	2007/06/30	W1/E1	3	204485
210418	2008/06/28	S1/E1	6	211976
	2008/07/22	S1/E1	9	211976
	2008/07/24	S1/E2	4	211976
	2008/10/01	S1/E1	3	211976
213558	2007/09/08	S1/E1	7	218470
	2007/10/10	W1/E1	10	210715
	2007/12/24	S1/E1	6	218470
	2008/07/21	S1/E1	5	218470
215648	2007/07/16	S1/E1	4	211976
	2007/07/21	S1/E1	14	214923
	2008/07/24	S1/E2	5	214923
	2008/09/30	S1/E1	4	211976
	2008/10/01	S1/E1	8	211976, 216735
222368	2006/12/07	S1/E1	4	222603
	2007/07/20	S1/E1	11	222603
	2007/09/09	S1/E1	5	222603
	2008/09/30	S1/E1	10	222603, 225003
	2008/10/01	S1/E1	8	216735

Note. — Refer to Section 2.3 for details.

Table 4. CHARA Baseline Configurations

Telescope Pair	B (m)	$\psi$ ( $^{\circ}$ )
W2/E2	156.28	63.3
S2/E2	248.13	17.7
W1/E2	251.34	77.6
W1/S1	278.50	320.9
S1/E2	278.77	14.5
W1/E1	313.54	253.2
S1/E1	330.67	22.1



Table 5. Angular Diameters

Star HD	# of Obs.	Reduced $\chi^2$	$\theta_{\text{UD}} \pm \sigma$ (mas)	$\mu_K$	$\theta_{\text{LD}} \pm \sigma$ (mas)
4614	27	1.43	$1.578 \pm 0.004$	0.280	$1.623 \pm 0.004$
5015	22	0.45	$0.846 \pm 0.010$	0.270	$0.865 \pm 0.010$
6582	26	0.96	$0.947 \pm 0.009$	0.320	$0.972 \pm 0.009$
10780	22	0.78	$0.744 \pm 0.018$	0.310	$0.763 \pm 0.019$
16895	21	1.02	$1.078 \pm 0.008$	0.270	$1.103 \pm 0.009$
19373	22	0.90	$1.217 \pm 0.007$	0.270	$1.246 \pm 0.008$
20630	21	1.15	$0.914 \pm 0.024$	0.290	$0.936 \pm 0.025$
22484	23	1.05	$1.056 \pm 0.014$	0.280	$1.081 \pm 0.014$
30652	34	0.60	$1.488 \pm 0.004$	0.260	$1.526 \pm 0.004$
34411	18	1.07	$0.958 \pm 0.015$	0.290	$0.981 \pm 0.015$
39587	17	0.33	$1.027 \pm 0.009$	0.280	$1.051 \pm 0.009$
48737	24	1.49	$1.369 \pm 0.009$	0.180	$1.401 \pm 0.009$
56537	20	0.52	$0.824 \pm 0.013$	0.250	$0.835 \pm 0.013$
58946	15	0.51	$0.837 \pm 0.013$	0.230	$0.853 \pm 0.014$
81937	18	0.34	$1.113 \pm 0.009$	0.260	$1.133 \pm 0.009$
82328	19	0.54	$1.591 \pm 0.005$	0.320	$1.632 \pm 0.005$
82885	25	0.45	$0.800 \pm 0.012$	0.290	$0.821 \pm 0.013$
86728	28	0.62	$0.753 \pm 0.012$	0.260	$0.771 \pm 0.012$
90839	19	0.38	$0.778 \pm 0.014$	0.180	$0.794 \pm 0.014$
95418	29	1.41	$1.133 \pm 0.014$	0.210	$1.149 \pm 0.014$
97603	16	1.59	$1.304 \pm 0.008$	0.310	$1.328 \pm 0.009$
101501	10	0.22	$0.887 \pm 0.009$	0.270	$0.910 \pm 0.009$
102870	32	0.54	$1.396 \pm 0.006$	0.320	$1.431 \pm 0.006$
103095	16	0.08	$0.679 \pm 0.005$	0.280	$0.696 \pm 0.005$
109358	12	1.97	$1.209 \pm 0.030$	0.280	$1.238 \pm 0.030$
114710	16	0.40	$1.100 \pm 0.011$	0.180	$1.127 \pm 0.011$
118098	15	0.17	$0.840 \pm 0.009$	0.260	$0.852 \pm 0.009$
126660	15	0.43	$1.086 \pm 0.007$	0.250	$1.109 \pm 0.007$
128167	26	0.40	$0.824 \pm 0.013$	0.320	$0.841 \pm 0.013$
131156	30	1.92	$1.163 \pm 0.014$	0.210	$1.196 \pm 0.014$
141795	8	0.10	$0.756 \pm 0.017$	0.260	$0.768 \pm 0.017$
142860	19	0.11	$1.191 \pm 0.005$	0.290	$1.217 \pm 0.005$
146233	25	0.46	$0.763 \pm 0.017$	0.250	$0.780 \pm 0.017$
162003	25	2.23	$0.930 \pm 0.025$	0.240	$0.949 \pm 0.026$
164259	19	0.56	$0.761 \pm 0.027$	0.250	$0.775 \pm 0.027$
173667	42	1.06	$0.979 \pm 0.006$	0.170	$1.000 \pm 0.006$
177724	31	1.05	$0.883 \pm 0.016$	0.320	$0.895 \pm 0.017$
182572	33	1.91	$0.823 \pm 0.025$	0.320	$0.845 \pm 0.025$
185144	15	1.00	$1.219 \pm 0.011$	0.240	$1.254 \pm 0.012$
185395	25	0.86	$0.845 \pm 0.015$	0.200	$0.861 \pm 0.015$
210418	20	0.32	$0.849 \pm 0.017$	0.180	$0.862 \pm 0.018$
213558	27	0.84	$0.625 \pm 0.021$	0.260	$0.634 \pm 0.022$
215648	34	1.06	$1.068 \pm 0.008$	0.260	$1.091 \pm 0.008$
222368	36	0.90	$1.059 \pm 0.009$	0.260	$1.082 \pm 0.009$

Note. — Refer to Section 3 for details.

Table 6. CHARA Versus PTI Angular Diameters

HD	CHARA $\theta_{\text{LD}} \pm \sigma$	error (%)	PTI <sup>a</sup> $\theta_{\text{LD}} \pm \sigma$	error (%)	$\Delta\theta_{\text{LD}}/\sigma_{\text{C}}^{\text{b}}$
16895	1.103 ± 0.009	0.8	1.086 ± 0.056	5.2	0.3
19373	1.246 ± 0.008	0.6	1.331 ± 0.050	3.8	−1.7
20630	0.936 ± 0.025	2.7	0.895 ± 0.070	7.8	0.6
22484	1.081 ± 0.014	1.3	0.911 ± 0.123	13.5	1.4
30652	1.526 ± 0.004	0.3	1.409 ± 0.048	3.4	2.4
39587	1.051 ± 0.009	0.9	1.124 ± 0.056	5.0	−1.3
97603	1.328 ± 0.009	0.7	1.198 ± 0.053	4.4	2.4
109358	1.238 ± 0.030	2.4	1.138 ± 0.055	4.8	1.6
114710	1.127 ± 0.011	1.0	1.071 ± 0.057	5.3	1.0
126660	1.109 ± 0.007	0.6	1.130 ± 0.055	4.9	−0.4
142860	1.217 ± 0.005	0.4	1.161 ± 0.054	4.7	1.0
185144	1.254 ± 0.012	1.0	1.092 ± 0.057	5.2	2.8
215648	1.091 ± 0.008	0.7	1.022 ± 0.059	5.8	1.2
222368	1.082 ± 0.009	0.8	1.062 ± 0.057	5.4	0.3

<sup>a</sup>From van Belle & von Braun (2009).

<sup>b</sup>Here,  $\Delta\theta_{\text{LD}}$  is the difference between PTI and CHARA limb darkened angular diameters, and  $\sigma_{\text{C}}$  is the combined error,  $\sigma_{\text{C}} = (\sigma_{\text{CHARA}}^2 + \sigma_{\text{PTI}}^2)^{0.5}$ .

Note. — Refer to Section 3.2 for details.

Table 7. CHARA Versus PTI Calibrators

Calibrator HD	CHARA $\theta_{\text{SED}}$ (mas)	PTI <sup>a</sup> $\theta_{\text{SED}}$ (mas)	Calibrator SED $\theta_{\text{CHARA}}/\theta_{\text{PTI}}$	Object HD	Object Measured $\theta_{\text{CHARA}}/\theta_{\text{PTI}}^{\text{b}}$
20675	0.415±0.012	0.424±0.020	0.98±0.05	16895	1.02±0.05
20675	0.415±0.012	0.424±0.020	0.98±0.05	19373	0.94±0.04
22879	0.342±0.021	0.369±0.009	0.93±0.06	20630	1.05±0.09
22879	0.342±0.021	0.369±0.009	0.93±0.06	22484	1.19±0.16
28355	0.425±0.030	0.401±0.012	1.06±0.08	30652	1.08±0.04
30739	0.461±0.018	0.544±0.025	0.85±0.05	30652	1.08±0.04
31295	0.439±0.043	0.470±0.022	0.93±0.10	30652	1.08±0.04
38558	0.422±0.008	0.442±0.033	0.95±0.07	39587	0.94±0.05
43042	0.591±0.030	0.655±0.017	0.90±0.05	39587	0.94±0.05
99285	0.456±0.017	0.454±0.026	1.00±0.07	97603	1.11±0.05
110897	0.492±0.022	0.504±0.009	0.98±0.05	109358	1.09±0.06
132254	0.520±0.015	0.542±0.013	0.96±0.04	126660	0.98±0.05
193664	0.494±0.019	0.552±0.011	0.89±0.04	185144	1.15±0.06
211976	0.373±0.013	0.377±0.009	0.99±0.04	215648	1.07±0.06
214923	0.611±0.029	0.552±0.094	1.11±0.20	215648	1.07±0.06
216735	0.321±0.022	0.330±0.020	0.97±0.09	215648	1.07±0.06
216735	0.321±0.022	0.330±0.020	0.97±0.09	222368	1.02±0.06
222603	0.577±0.032	0.533±0.014	1.08±0.07	222368	1.02±0.06

<sup>a</sup>From the PTICC (van Belle et al. 2008).

<sup>b</sup>The limb-darkened diameter presented here versus the value in van Belle & von Braun (2009).

Note. — Refer to Section 3.2 for details.

Table 8. Calibrators Observed

Object HD	System / Wavelength	Bandpass Bandwidth	Value (mag)	Error (mag)	Reference
HD 4614	1240	248	2.41	0.05	Selby et al. (1988)
HD 4614	1250	250	2.36	0.05	Johnson (1965b)
HD 4614	1250	250	2.36	0.05	Johnson et al. (1966)
HD 4614	1250	250	2.35	0.05	Johnson et al. (1968)
HD 4614	1250	250	2.35	0.05	Voelcker (1975)
HD 4614	1250	250	2.41	0.05	Blackwell et al. (1990)
HD 4614	1270	254	2.35	0.05	Bergeat & Lunel (1980)
HD 4614	1620	324	2.02	0.05	Bergeat & Lunel (1980)
HD 4614	1650	330	2.02	0.05	Johnson et al. (1968)
HD 4614	1650	330	2.02	0.05	Voelcker (1975)
HD 4614	2200	440	1.97	0.05	Johnson (1965b)
HD 4614	2200	440	1.97	0.05	Johnson et al. (1966)
HD 4614	2200	440	1.96	0.05	Johnson et al. (1968)
HD 4614	2200	440	1.84	0.05	Neugebauer & Leighton (1969a)
HD 4614	2200	440	1.97	0.05	Voelcker (1975)
HD 4614	2200	440	2.05	0.05	Selby et al. (1988)
HD 4614	2210	442	2.05	0.05	Blackwell et al. (1990)
HD 4614	2250	450	1.96	0.05	Bergeat & Lunel (1980)
HD 4614	3500	700	1.90	0.05	Johnson et al. (1968)
HD 4614	3500	700	1.79	0.05	Voelcker (1975)
HD 4614	Johnson	B	4.03	0.05	Johnson & Morgan (1953)
HD 4614	Johnson	B	3.99	0.05	Niconov et al. (1957)
HD 4614	Johnson	B	3.99	0.05	Oja (1963)
HD 4614	Johnson	B	4.03	0.05	Ljunggren & Oja (1965)
HD 4614	Johnson	B	4.02	0.05	Johnson (1964)
HD 4614	Johnson	B	4.02	0.05	Johnson (1965b)
HD 4614	Johnson	B	4.02	0.05	Häggkvist & Oja (1966)
HD 4614	Johnson	B	4.02	0.05	Johnson et al. (1966)
HD 4614	Johnson	B	4.02	0.05	Johnson et al. (1966)
HD 4614	Johnson	B	4.02	0.05	Johnson et al. (1966)
HD 4614	Johnson	B	4.02	0.05	Argue (1966)
HD 4614	Johnson	B	4.01	0.05	Imagawa (1967)
HD 4614	Johnson	B	4.01	0.05	Häggkvist & Oja (1969)
HD 4614	Johnson	B	4.01	0.05	Häggkvist & Oja (1970)
HD 4614	Johnson	B	4.01	0.05	Mermilliod (1986)
HD 4614	Johnson	H	2.02	0.05	Johnson et al. (1968)
HD 4614	Johnson	J	2.36	0.05	Johnson et al. (1966)
HD 4614	Johnson	J	2.35	0.05	Johnson et al. (1968)
HD 4614	Johnson	K	1.97	0.05	Johnson et al. (1966)
HD 4614	Johnson	K	1.96	0.05	Johnson et al. (1968)
HD 4614	Johnson	K	1.84	0.06	Neugebauer & Leighton (1969b)
HD 4614	Johnson	L	1.90	0.05	Johnson et al. (1968)
HD 4614	Johnson	R	2.94	0.05	Johnson et al. (1966)
HD 4614	Johnson	U	4.03	0.05	Johnson & Morgan (1953)
HD 4614	Johnson	U	4.04	0.05	Johnson (1964)
HD 4614	Johnson	U	4.04	0.05	Johnson (1965b)
HD 4614	Johnson	U	4.04	0.05	Johnson et al. (1966)
HD 4614	Johnson	U	4.04	0.05	Johnson et al. (1966)
HD 4614	Johnson	U	4.04	0.05	Johnson et al. (1966)
HD 4614	Johnson	U	4.04	0.05	Argue (1966)
HD 4614	Johnson	U	4.00	0.05	Imagawa (1967)
HD 4614	Johnson	U	4.00	0.05	Mermilliod (1986)
HD 4614	Johnson	V	3.45	0.05	Johnson & Morgan (1953)
HD 4614	Johnson	V	3.39	0.05	Niconov et al. (1957)
HD 4614	Johnson	V	3.44	0.05	Oja (1963)
HD 4614	Johnson	V	3.46	0.05	Ljunggren & Oja (1965)
HD 4614	Johnson	V	3.44	0.05	Johnson (1964)
HD 4614	Johnson	V	3.44	0.05	Johnson (1965b)
HD 4614	Johnson	V	3.45	0.05	Häggkvist & Oja (1966)
HD 4614	Johnson	V	3.44	0.05	Johnson et al. (1966)
HD 4614	Johnson	V	3.44	0.05	Johnson et al. (1966)
HD 4614	Johnson	V	3.44	0.05	Johnson et al. (1966)
HD 4614	Johnson	V	3.44	0.05	Argue (1966)
HD 4614	Johnson	V	3.44	0.05	Imagawa (1967)
HD 4614	Johnson	V	3.45	0.05	Häggkvist & Oja (1969)
HD 4614	Johnson	V	3.44	0.05	Häggkvist & Oja (1970)

Table 8—Continued

Object HD	System / Wavelength	Bandpass Bandwidth	Value (mag)	Error (mag)	Reference
HD 4614	Johnson	V	3.43	0.05	Mermilliod (1986)
HD 4614	Stromgren	b	3.82	0.08	Crawford et al. (1966)
HD 4614	Stromgren	b	3.82	0.08	Hauck & Mermilliod (1998b)
HD 4614	Stromgren	u	5.21	0.08	Crawford et al. (1966)
HD 4614	Stromgren	u	5.21	0.08	Hauck & Mermilliod (1998b)
HD 4614	Stromgren	v	4.38	0.08	Crawford et al. (1966)
HD 4614	Stromgren	v	4.38	0.08	Hauck & Mermilliod (1998b)
HD 4614	Stromgren	y	3.45	0.08	Crawford et al. (1966)
HD 4614	Stromgren	y	3.45	0.08	Hauck & Mermilliod (1998b)
HD 5015	1250	250	3.85	0.05	Johnson et al. (1968)
HD 5015	1250	250	3.85	0.05	Voelcker (1975)
HD 5015	1650	330	3.56	0.05	Johnson et al. (1968)
HD 5015	1650	330	3.56	0.05	Voelcker (1975)
HD 5015	2200	440	3.54	0.05	Johnson et al. (1968)
HD 5015	2200	440	3.54	0.05	Voelcker (1975)
HD 5015	3500	700	3.40	0.05	Johnson et al. (1968)
HD 5015	3500	700	3.40	0.05	Voelcker (1975)
HD 5015	Geneva	B	4.49	0.08	Rufener (1976)
HD 5015	Geneva	B1	5.54	0.08	Rufener (1976)
HD 5015	Geneva	B2	5.84	0.08	Rufener (1976)
HD 5015	Geneva	G	5.86	0.08	Rufener (1976)
HD 5015	Geneva	U	5.83	0.08	Rufener (1976)
HD 5015	Geneva	V	4.79	0.08	Rufener (1976)
HD 5015	Geneva	V1	5.53	0.08	Rufener (1976)
HD 5015	Johnson	B	5.31	0.05	Sjögren (1964)
HD 5015	Johnson	B	5.32	0.05	Ljunggren & Oja (1965)
HD 5015	Johnson	B	5.35	0.05	Johnson et al. (1966)
HD 5015	Johnson	B	5.35	0.05	Johnson et al. (1966)
HD 5015	Johnson	B	5.35	0.05	Johnson et al. (1966)
HD 5015	Johnson	B	5.32	0.05	Moreno (1971)
HD 5015	Johnson	B	5.32	0.05	Moreno (1971)
HD 5015	Johnson	B	5.32	0.05	Breger (1974)
HD 5015	Johnson	B	5.34	0.05	Moffett & Barnes (1979)
HD 5015	Johnson	B	5.36	0.05	Mermilliod (1986)
HD 5015	Johnson	H	3.56	0.05	Johnson et al. (1968)
HD 5015	Johnson	I	4.04	0.05	Johnson et al. (1966)
HD 5015	Johnson	J	3.85	0.05	Johnson et al. (1968)
HD 5015	Johnson	K	3.54	0.05	Johnson et al. (1968)
HD 5015	Johnson	L	3.40	0.05	Johnson et al. (1968)
HD 5015	Johnson	R	4.34	0.05	Johnson et al. (1966)
HD 5015	Johnson	R	4.30	0.05	Moreno (1971)
HD 5015	Johnson	U	5.47	0.05	Johnson et al. (1966)
HD 5015	Johnson	U	5.47	0.05	Johnson et al. (1966)
HD 5015	Johnson	U	5.47	0.05	Johnson et al. (1966)
HD 5015	Johnson	U	5.42	0.05	Moreno (1971)
HD 5015	Johnson	U	5.42	0.05	Moreno (1971)
HD 5015	Johnson	U	5.38	0.05	Breger (1974)
HD 5015	Johnson	U	5.40	0.05	Mermilliod (1986)
HD 5015	Johnson	V	4.79	0.05	Sjögren (1964)
HD 5015	Johnson	V	4.79	0.05	Ljunggren & Oja (1965)
HD 5015	Johnson	V	4.82	0.05	Johnson et al. (1966)
HD 5015	Johnson	V	4.82	0.05	Johnson et al. (1966)
HD 5015	Johnson	V	4.82	0.05	Johnson et al. (1966)
HD 5015	Johnson	V	4.78	0.05	Moreno (1971)
HD 5015	Johnson	V	4.78	0.05	Moreno (1971)
HD 5015	Johnson	V	4.78	0.05	Breger (1974)
HD 5015	Johnson	V	4.80	0.05	Moffett & Barnes (1979)
HD 5015	Johnson	V	4.80	0.05	Mermilliod (1986)
HD 5015	Stromgren	b	5.17	0.08	Crawford et al. (1966)
HD 5015	Stromgren	b	5.17	0.08	Olsen (1993)
HD 5015	Stromgren	b	5.17	0.08	Hauck & Mermilliod (1998b)
HD 5015	Stromgren	u	6.66	0.08	Crawford et al. (1966)
HD 5015	Stromgren	u	6.63	0.08	Olsen (1993)
HD 5015	Stromgren	u	6.64	0.08	Hauck & Mermilliod (1998b)
HD 5015	Stromgren	v	5.71	0.08	Crawford et al. (1966)
HD 5015	Stromgren	v	5.68	0.08	Olsen (1993)

Table 8—Continued

Object HD	System / Wavelength	Bandpass Bandwidth	Value (mag)	Error (mag)	Reference
HD 5015	Stromgren	v	5.69	0.08	Hauck & Mermilliod (1998b)
HD 5015	Stromgren	y	4.82	0.08	Crawford et al. (1966)
HD 5015	Stromgren	y	4.82	0.08	Olsen (1993)
HD 5015	Stromgren	y	4.82	0.08	Hauck & Mermilliod (1998b)
HD 6582	1250	250	3.86	0.05	Johnson et al. (1968)
HD 6582	1250	250	3.86	0.05	Voelcker (1975)
HD 6582	1250	250	3.79	0.05	Carney & Aaronson (1979)
HD 6582	1250	250	3.76	0.05	Carney (1983a)
HD 6582	1280	256	3.77	0.05	Alonso et al. (1994)
HD 6582	1650	330	3.39	0.05	Johnson et al. (1968)
HD 6582	1650	330	3.39	0.05	Voelcker (1975)
HD 6582	1650	330	3.40	0.05	Carney & Aaronson (1979)
HD 6582	1650	330	3.40	0.05	Carney (1983a)
HD 6582	1650	330	3.39	0.05	Alonso et al. (1994)
HD 6582	2190	438	3.33	0.05	Alonso et al. (1994)
HD 6582	2200	440	3.36	0.05	Johnson et al. (1968)
HD 6582	2200	440	3.36	0.05	Voelcker (1975)
HD 6582	2200	440	3.34	0.05	Carney & Aaronson (1979)
HD 6582	2200	440	3.34	0.05	Carney (1983a)
HD 6582	2200	440	3.30	0.05	McCarthy (1984)
HD 6582	3400	680	3.40	0.05	McCarthy (1984)
HD 6582	3500	700	3.30	0.05	Johnson et al. (1968)
HD 6582	3500	700	3.30	0.05	Voelcker (1975)
HD 6582	Johnson	B	5.81	0.05	Johnson & Morgan (1953)
HD 6582	Johnson	B	5.91	0.05	Roman (1955)
HD 6582	Johnson	B	5.84	0.05	Niconov et al. (1957)
HD 6582	Johnson	B	5.88	0.05	Oja (1963)
HD 6582	Johnson	B	5.87	0.05	Johnson et al. (1966)
HD 6582	Johnson	B	5.87	0.05	Johnson et al. (1966)
HD 6582	Johnson	B	5.87	0.05	Johnson et al. (1966)
HD 6582	Johnson	B	5.85	0.05	Argue (1966)
HD 6582	Johnson	B	5.85	0.05	Cowley et al. (1967)
HD 6582	Johnson	B	5.86	0.05	Johnson et al. (1968)
HD 6582	Johnson	B	5.86	0.05	Johnson et al. (1968)
HD 6582	Johnson	B	5.86	0.05	Carney & Aaronson (1979)
HD 6582	Johnson	B	5.86	0.05	Carney (1979)
HD 6582	Johnson	B	5.87	0.05	Mermilliod (1986)
HD 6582	Johnson	H	3.39	0.05	Johnson et al. (1968)
HD 6582	Johnson	I	4.14	0.05	Johnson et al. (1966)
HD 6582	Johnson	I	4.12	0.05	Johnson et al. (1968)
HD 6582	Johnson	J	3.86	0.05	Johnson et al. (1968)
HD 6582	Johnson	K	3.36	0.05	Johnson et al. (1968)
HD 6582	Johnson	L	3.30	0.05	Johnson et al. (1968)
HD 6582	Johnson	R	4.55	0.05	Johnson et al. (1966)
HD 6582	Johnson	R	4.55	0.05	Johnson et al. (1968)
HD 6582	Johnson	U	5.90	0.05	Johnson & Morgan (1953)
HD 6582	Johnson	U	6.02	0.05	Roman (1955)
HD 6582	Johnson	U	5.96	0.05	Johnson et al. (1966)
HD 6582	Johnson	U	5.96	0.05	Johnson et al. (1966)
HD 6582	Johnson	U	5.96	0.05	Johnson et al. (1966)
HD 6582	Johnson	U	5.93	0.05	Argue (1966)
HD 6582	Johnson	U	5.98	0.05	Cowley et al. (1967)
HD 6582	Johnson	U	5.96	0.05	Johnson et al. (1968)
HD 6582	Johnson	U	5.96	0.05	Johnson et al. (1968)
HD 6582	Johnson	U	5.96	0.05	Carney & Aaronson (1979)
HD 6582	Johnson	U	5.96	0.05	Carney (1979)
HD 6582	Johnson	U	5.97	0.05	Mermilliod (1986)
HD 6582	Johnson	V	5.12	0.05	Johnson & Morgan (1953)
HD 6582	Johnson	V	5.20	0.05	Roman (1955)
HD 6582	Johnson	V	5.15	0.05	Niconov et al. (1957)
HD 6582	Johnson	V	5.21	0.05	Oja (1963)
HD 6582	Johnson	V	5.18	0.05	Johnson et al. (1966)
HD 6582	Johnson	V	5.18	0.05	Johnson et al. (1966)
HD 6582	Johnson	V	5.18	0.05	Johnson et al. (1966)
HD 6582	Johnson	V	5.15	0.05	Argue (1966)
HD 6582	Johnson	V	5.16	0.05	Cowley et al. (1967)

Table 8—Continued

Object HD	System / Wavelength	Bandpass Bandwidth	Value (mag)	Error (mag)	Reference
HD 6582	Johnson	V	5.16	0.05	Johnson et al. (1968)
HD 6582	Johnson	V	5.16	0.05	Johnson et al. (1968)
HD 6582	Johnson	V	5.16	0.05	Carney & Aaronson (1979)
HD 6582	Johnson	V	5.16	0.05	Carney (1979)
HD 6582	Johnson	V	5.17	0.05	Mermilliod (1986)
HD 6582	Stromgren	b	5.55	0.08	Crawford & Barnes (1970)
HD 6582	Stromgren	b	5.56	0.08	Bond (1970)
HD 6582	Stromgren	b	5.56	0.08	Olsen (1983)
HD 6582	Stromgren	b	5.56	0.08	Schuster & Nissen (1988)
HD 6582	Stromgren	b	5.55	0.08	Olsen (1993)
HD 6582	Stromgren	b	5.56	0.08	Sowell & Wilson (1993)
HD 6582	Stromgren	b	5.56	0.08	Hauck & Mermilliod (1998b)
HD 6582	Stromgren	u	7.06	0.08	Crawford & Barnes (1970)
HD 6582	Stromgren	u	7.07	0.08	Bond (1970)
HD 6582	Stromgren	u	7.05	0.08	Olsen (1983)
HD 6582	Stromgren	u	7.05	0.08	Schuster & Nissen (1988)
HD 6582	Stromgren	u	7.04	0.08	Olsen (1993)
HD 6582	Stromgren	u	7.09	0.08	Sowell & Wilson (1993)
HD 6582	Stromgren	u	7.05	0.08	Hauck & Mermilliod (1998b)
HD 6582	Stromgren	v	6.20	0.08	Crawford & Barnes (1970)
HD 6582	Stromgren	v	6.20	0.08	Bond (1970)
HD 6582	Stromgren	v	6.20	0.08	Olsen (1983)
HD 6582	Stromgren	v	6.19	0.08	Schuster & Nissen (1988)
HD 6582	Stromgren	v	6.19	0.08	Olsen (1993)
HD 6582	Stromgren	v	6.22	0.08	Sowell & Wilson (1993)
HD 6582	Stromgren	v	6.20	0.08	Hauck & Mermilliod (1998b)
HD 6582	Stromgren	y	5.12	0.08	Crawford & Barnes (1970)
HD 6582	Stromgren	y	5.12	0.08	Bond (1970)
HD 6582	Stromgren	y	5.12	0.08	Olsen (1983)
HD 6582	Stromgren	y	5.12	0.08	Schuster & Nissen (1988)
HD 6582	Stromgren	y	5.12	0.08	Olsen (1993)
HD 6582	Stromgren	y	5.12	0.08	Sowell & Wilson (1993)
HD 6582	Stromgren	y	5.12	0.08	Hauck & Mermilliod (1998b)
HD 10780	3400	680	3.70	0.05	Arribas & Martinez Roger (1989)
HD 10780	Johnson	B	6.44	0.05	Johnson & Morgan (1953)
HD 10780	Johnson	B	6.41	0.05	Niconov et al. (1957)
HD 10780	Johnson	B	6.44	0.05	Johnson et al. (1966)
HD 10780	Johnson	B	6.44	0.05	Johnson et al. (1966)
HD 10780	Johnson	B	6.44	0.05	Johnson et al. (1966)
HD 10780	Johnson	B	6.42	0.05	Argue (1966)
HD 10780	Johnson	B	6.43	0.05	Cowley et al. (1967)
HD 10780	Johnson	B	6.43	0.05	Jennens & Helfer (1975)
HD 10780	Johnson	B	6.43	0.05	Mermilliod (1986)
HD 10780	Johnson	H	3.88	0.05	Arribas & Martinez Roger (1989)
HD 10780	Johnson	I	4.60	0.05	Johnson et al. (1966)
HD 10780	Johnson	J	4.31	0.05	Arribas & Martinez Roger (1989)
HD 10780	Johnson	K	3.84	0.05	Arribas & Martinez Roger (1989)
HD 10780	Johnson	R	4.99	0.05	Johnson et al. (1966)
HD 10780	Johnson	U	6.84	0.05	Johnson & Morgan (1953)
HD 10780	Johnson	U	6.84	0.05	Johnson et al. (1966)
HD 10780	Johnson	U	6.84	0.05	Johnson et al. (1966)
HD 10780	Johnson	U	6.84	0.05	Johnson et al. (1966)
HD 10780	Johnson	U	6.83	0.05	Argue (1966)
HD 10780	Johnson	U	6.86	0.05	Cowley et al. (1967)
HD 10780	Johnson	U	6.83	0.05	Jennens & Helfer (1975)
HD 10780	Johnson	U	6.83	0.05	Mermilliod (1986)
HD 10780	Johnson	V	5.63	0.05	Johnson & Morgan (1953)
HD 10780	Johnson	V	5.59	0.05	Niconov et al. (1957)
HD 10780	Johnson	V	5.63	0.05	Johnson et al. (1966)
HD 10780	Johnson	V	5.63	0.05	Johnson et al. (1966)
HD 10780	Johnson	V	5.63	0.05	Johnson et al. (1966)
HD 10780	Johnson	V	5.63	0.05	Argue (1966)
HD 10780	Johnson	V	5.64	0.05	Cowley et al. (1967)
HD 10780	Johnson	V	5.64	0.05	Jennens & Helfer (1975)
HD 10780	Johnson	V	5.63	0.05	Mermilliod (1986)
HD 10780	Stromgren	b	6.11	0.08	Olsen (1983)

Table 8—Continued

Object HD	System / Wavelength	Bandpass Bandwidth	Value (mag)	Error (mag)	Reference
HD 10780	Stromgren	b	6.10	0.08	Olsen (1993)
HD 10780	Stromgren	b	6.10	0.08	Hauck & Mermilliod (1998b)
HD 10780	Stromgren	u	8.03	0.08	Olsen (1983)
HD 10780	Stromgren	u	7.99	0.08	Olsen (1993)
HD 10780	Stromgren	u	8.01	0.08	Hauck & Mermilliod (1998b)
HD 10780	Stromgren	v	6.91	0.08	Olsen (1983)
HD 10780	Stromgren	v	6.88	0.08	Olsen (1993)
HD 10780	Stromgren	v	6.90	0.08	Hauck & Mermilliod (1998b)
HD 10780	Stromgren	y	5.63	0.08	Olsen (1983)
HD 10780	Stromgren	y	5.63	0.08	Olsen (1993)
HD 10780	Stromgren	y	5.63	0.08	Hauck & Mermilliod (1998b)
HD 16895	1250	250	3.34	0.05	Johnson et al. (1968)
HD 16895	1250	250	3.34	0.05	Voelcker (1975)
HD 16895	1650	330	3.07	0.05	Johnson et al. (1968)
HD 16895	1650	330	3.07	0.05	Voelcker (1975)
HD 16895	2200	440	2.98	0.05	Johnson et al. (1968)
HD 16895	2200	440	2.98	0.05	Voelcker (1975)
HD 16895	3500	700	2.96	0.05	Johnson et al. (1968)
HD 16895	3500	700	2.96	0.05	Voelcker (1975)
HD 16895	Geneva	B	3.75	0.08	Rufener (1976)
HD 16895	Geneva	B1	4.78	0.08	Rufener (1976)
HD 16895	Geneva	B2	5.12	0.08	Rufener (1976)
HD 16895	Geneva	G	5.19	0.08	Rufener (1976)
HD 16895	Geneva	U	5.03	0.08	Rufener (1976)
HD 16895	Geneva	V	4.11	0.08	Rufener (1976)
HD 16895	Geneva	V1	4.85	0.08	Rufener (1976)
HD 16895	Johnson	B	4.60	0.05	Johnson & Morgan (1953)
HD 16895	Johnson	B	4.58	0.05	Niconov et al. (1957)
HD 16895	Johnson	B	4.57	0.05	Oja (1963)
HD 16895	Johnson	B	4.60	0.05	Johnson (1964)
HD 16895	Johnson	B	4.62	0.05	Johnson et al. (1966)
HD 16895	Johnson	B	4.62	0.05	Johnson et al. (1966)
HD 16895	Johnson	B	4.62	0.05	Johnson et al. (1966)
HD 16895	Johnson	B	4.59	0.05	Argue (1966)
HD 16895	Johnson	B	4.60	0.05	Mermilliod (1986)
HD 16895	Johnson	H	3.07	0.05	Johnson et al. (1968)
HD 16895	Johnson	J	3.34	0.05	Johnson et al. (1968)
HD 16895	Johnson	K	2.98	0.05	Johnson et al. (1968)
HD 16895	Johnson	K	2.78	0.09	Neugebauer & Leighton (1969b)
HD 16895	Johnson	L	2.96	0.05	Johnson et al. (1968)
HD 16895	Johnson	R	3.67	0.05	Johnson et al. (1966)
HD 16895	Johnson	U	4.59	0.05	Johnson & Morgan (1953)
HD 16895	Johnson	U	4.62	0.05	Johnson (1964)
HD 16895	Johnson	U	4.62	0.05	Johnson et al. (1966)
HD 16895	Johnson	U	4.62	0.05	Johnson et al. (1966)
HD 16895	Johnson	U	4.58	0.05	Argue (1966)
HD 16895	Johnson	U	4.59	0.05	Mermilliod (1986)
HD 16895	Johnson	V	4.12	0.05	Johnson & Morgan (1953)
HD 16895	Johnson	V	4.10	0.05	Niconov et al. (1957)
HD 16895	Johnson	V	4.09	0.05	Oja (1963)
HD 16895	Johnson	V	4.12	0.05	Johnson (1964)
HD 16895	Johnson	V	4.13	0.05	Johnson et al. (1966)
HD 16895	Johnson	V	4.13	0.05	Johnson et al. (1966)
HD 16895	Johnson	V	4.13	0.05	Johnson et al. (1966)
HD 16895	Johnson	V	4.09	0.05	Argue (1966)
HD 16895	Johnson	V	4.12	0.05	Mermilliod (1986)
HD 16895	Stromgren	b	4.45	0.08	Crawford et al. (1966)
HD 16895	Stromgren	b	4.44	0.08	Olsen (1993)
HD 16895	Stromgren	b	4.45	0.08	Hauck & Mermilliod (1998b)
HD 16895	Stromgren	u	5.80	0.08	Crawford et al. (1966)
HD 16895	Stromgren	u	5.81	0.08	Olsen (1993)
HD 16895	Stromgren	u	5.81	0.08	Hauck & Mermilliod (1998b)
HD 16895	Stromgren	v	4.94	0.08	Crawford et al. (1966)
HD 16895	Stromgren	v	4.92	0.08	Olsen (1993)
HD 16895	Stromgren	v	4.93	0.08	Hauck & Mermilliod (1998b)

Table 8—Continued

Object HD	System / Wavelength	Bandpass Bandwidth	Value (mag)	Error (mag)	Reference
HD 16895	Stromgren	y	4.12	0.08	Crawford et al. (1966)
HD 16895	Stromgren	y	4.12	0.08	Olsen (1993)
HD 16895	Stromgren	y	4.12	0.08	Hauck & Mermilliod (1998b)
HD 19373	1240	248	2.97	0.05	Selby et al. (1988)
HD 19373	1250	250	3.05	0.05	Johnson (1965b)
HD 19373	1250	250	3.05	0.05	Johnson et al. (1966)
HD 19373	1250	250	3.06	0.05	Johnson et al. (1968)
HD 19373	1250	250	3.06	0.05	Voelcker (1975)
HD 19373	1250	250	2.97	0.05	Blackwell et al. (1990)
HD 19373	1650	330	2.73	0.05	Johnson et al. (1968)
HD 19373	1650	330	2.73	0.05	Voelcker (1975)
HD 19373	2200	440	2.71	0.05	Johnson (1965b)
HD 19373	2200	440	2.71	0.05	Johnson et al. (1966)
HD 19373	2200	440	2.69	0.05	Johnson et al. (1968)
HD 19373	2200	440	2.71	0.05	Voelcker (1975)
HD 19373	2200	440	2.66	0.05	Selby et al. (1988)
HD 19373	2210	442	2.66	0.05	Blackwell et al. (1990)
HD 19373	3500	700	2.66	0.05	Johnson et al. (1968)
HD 19373	3500	700	2.53	0.05	Voelcker (1975)
HD 19373	Johnson	B	4.65	0.05	Sharpless (1952)
HD 19373	Johnson	B	4.64	0.05	Johnson & Morgan (1953)
HD 19373	Johnson	B	4.65	0.05	Naur (1955)
HD 19373	Johnson	B	4.62	0.05	Niconov et al. (1957)
HD 19373	Johnson	B	4.66	0.05	de Vaucouleurs (1959)
HD 19373	Johnson	B	4.63	0.05	Oja (1963)
HD 19373	Johnson	B	4.64	0.05	Johnson (1964)
HD 19373	Johnson	B	4.65	0.05	Johnson (1965b)
HD 19373	Johnson	B	4.63	0.05	Häggkvist & Oja (1966)
HD 19373	Johnson	B	4.65	0.05	Johnson et al. (1966)
HD 19373	Johnson	B	4.65	0.05	Johnson et al. (1966)
HD 19373	Johnson	B	4.65	0.05	Johnson et al. (1966)
HD 19373	Johnson	B	4.63	0.05	Argue (1966)
HD 19373	Johnson	B	4.66	0.05	Cowley et al. (1967)
HD 19373	Johnson	B	4.66	0.05	Jennens & Helfer (1975)
HD 19373	Johnson	B	4.65	0.05	Mermilliod (1986)
HD 19373	Johnson	H	2.73	0.05	Johnson et al. (1968)
HD 19373	Johnson	I	3.23	0.05	Johnson et al. (1966)
HD 19373	Johnson	J	3.05	0.05	Johnson et al. (1966)
HD 19373	Johnson	J	3.06	0.05	Johnson et al. (1968)
HD 19373	Johnson	K	2.71	0.05	Johnson et al. (1966)
HD 19373	Johnson	K	2.69	0.05	Johnson et al. (1968)
HD 19373	Johnson	L	2.66	0.05	Johnson et al. (1968)
HD 19373	Johnson	R	3.52	0.05	Johnson et al. (1966)
HD 19373	Johnson	U	4.74	0.05	Johnson & Morgan (1953)
HD 19373	Johnson	U	4.77	0.05	Naur (1955)
HD 19373	Johnson	U	4.76	0.05	de Vaucouleurs (1959)
HD 19373	Johnson	U	4.79	0.05	Johnson (1964)
HD 19373	Johnson	U	4.78	0.05	Johnson (1965b)
HD 19373	Johnson	U	4.76	0.05	Johnson et al. (1966)
HD 19373	Johnson	U	4.76	0.05	Johnson et al. (1966)
HD 19373	Johnson	U	4.77	0.05	Johnson et al. (1966)
HD 19373	Johnson	U	4.75	0.05	Argue (1966)
HD 19373	Johnson	U	4.80	0.05	Cowley et al. (1967)
HD 19373	Johnson	U	4.78	0.05	Jennens & Helfer (1975)
HD 19373	Johnson	U	4.76	0.05	Mermilliod (1986)
HD 19373	Johnson	V	4.05	0.05	Sharpless (1952)
HD 19373	Johnson	V	4.04	0.05	Johnson & Morgan (1953)
HD 19373	Johnson	V	4.04	0.05	Naur (1955)
HD 19373	Johnson	V	4.04	0.05	Niconov et al. (1957)
HD 19373	Johnson	V	4.05	0.05	de Vaucouleurs (1959)
HD 19373	Johnson	V	4.05	0.05	Oja (1963)
HD 19373	Johnson	V	4.05	0.05	Johnson (1964)
HD 19373	Johnson	V	4.05	0.05	Johnson (1965b)
HD 19373	Johnson	V	4.05	0.05	Häggkvist & Oja (1966)
HD 19373	Johnson	V	4.05	0.05	Johnson et al. (1966)
HD 19373	Johnson	V	4.05	0.05	Johnson et al. (1966)



Table 8—Continued

Object HD	System / Wavelength	Bandpass Bandwidth	Value (mag)	Error (mag)	Reference
HD 19373	Johnson	V	4.05	0.05	Johnson et al. (1966)
HD 19373	Johnson	V	4.04	0.05	Argue (1966)
HD 19373	Johnson	V	4.07	0.05	Cowley et al. (1967)
HD 19373	Johnson	V	4.06	0.05	Jennens & Helfer (1975)
HD 19373	Johnson	V	4.05	0.05	Mermilliod (1986)
HD 19373	Stromgren	b	4.43	0.08	Crawford et al. (1966)
HD 19373	Stromgren	b	4.43	0.08	Crawford & Barnes (1970)
HD 19373	Stromgren	b	4.43	0.08	Warren & Hesser (1977)
HD 19373	Stromgren	b	4.43	0.08	Hauck & Mermilliod (1998b)
HD 19373	Stromgren	u	5.96	0.08	Crawford et al. (1966)
HD 19373	Stromgren	u	5.96	0.08	Crawford & Barnes (1970)
HD 19373	Stromgren	u	5.96	0.08	Warren & Hesser (1977)
HD 19373	Stromgren	u	5.96	0.08	Hauck & Mermilliod (1998b)
HD 19373	Stromgren	v	5.00	0.08	Crawford et al. (1966)
HD 19373	Stromgren	v	5.00	0.08	Crawford & Barnes (1970)
HD 19373	Stromgren	v	4.99	0.08	Warren & Hesser (1977)
HD 19373	Stromgren	v	5.00	0.08	Hauck & Mermilliod (1998b)
HD 19373	Stromgren	y	4.05	0.08	Crawford et al. (1966)
HD 19373	Stromgren	y	4.05	0.08	Crawford & Barnes (1970)
HD 19373	Stromgren	y	4.05	0.08	Warren & Hesser (1977)
HD 19373	Stromgren	y	4.05	0.08	Hauck & Mermilliod (1998b)
HD 20630	1060	212	4.86	0.05	Irvine et al. (1968a)
HD 20630	1060	212	4.82	0.05	Irvine et al. (1968b)
HD 20630	1200	240	3.65	0.05	Allen & Cragg (1983)
HD 20630	1240	248	3.64	0.05	Selby et al. (1988)
HD 20630	1250	250	3.71	0.05	Arribas & Martinez Roger (1989)
HD 20630	1250	250	3.64	0.05	Blackwell et al. (1990)
HD 20630	1640	328	3.35	0.05	Allen & Cragg (1983)
HD 20630	1650	330	3.35	0.05	Arribas & Martinez Roger (1989)
HD 20630	2190	438	3.27	0.05	Allen & Cragg (1983)
HD 20630	2200	440	3.27	0.05	Selby et al. (1988)
HD 20630	2200	440	3.34	0.05	Arribas & Martinez Roger (1989)
HD 20630	2210	442	3.27	0.05	Blackwell et al. (1990)
HD 20630	3400	680	3.23	0.05	Arribas & Martinez Roger (1989)
HD 20630	Geneva	B	4.75	0.08	Rufener (1976)
HD 20630	Geneva	B1	5.85	0.08	Rufener (1976)
HD 20630	Geneva	B2	6.03	0.08	Rufener (1976)
HD 20630	Geneva	G	5.91	0.08	Rufener (1976)
HD 20630	Geneva	U	6.16	0.08	Rufener (1976)
HD 20630	Geneva	V	4.87	0.08	Rufener (1976)
HD 20630	Geneva	V1	5.63	0.08	Rufener (1976)
HD 20630	Johnson	B	5.51	0.05	Sharpless (1952)
HD 20630	Johnson	B	5.50	0.05	Johnson & Morgan (1953)
HD 20630	Johnson	B	5.50	0.05	Johnson & Harris (1954)
HD 20630	Johnson	B	5.54	0.05	Niconov et al. (1957)
HD 20630	Johnson	B	5.49	0.05	Arp (1958)
HD 20630	Johnson	B	5.53	0.05	Hogg (1958)
HD 20630	Johnson	B	5.51	0.05	de Vaucouleurs (1959)
HD 20630	Johnson	B	5.51	0.05	Sadler, D.H. (1961)
HD 20630	Johnson	B	5.53	0.05	Nikrasova et al. (1962)
HD 20630	Johnson	B	5.52	0.05	Cousins & Stoy (1962)
HD 20630	Johnson	B	5.52	0.05	Tift (1963)
HD 20630	Johnson	B	5.53	0.05	Häggkvist & Oja (1966)
HD 20630	Johnson	B	5.52	0.05	Johnson et al. (1966)
HD 20630	Johnson	B	5.52	0.05	Johnson et al. (1966)
HD 20630	Johnson	B	5.52	0.05	Johnson et al. (1966)
HD 20630	Johnson	B	5.49	0.05	Argue (1966)
HD 20630	Johnson	B	5.50	0.05	Argue (1966)
HD 20630	Johnson	B	5.53	0.05	Gutierrez-Moreno & et al. (1966)
HD 20630	Johnson	B	5.50	0.05	Pfeiderer et al. (1966)
HD 20630	Johnson	B	5.54	0.05	Oja (1970)
HD 20630	Johnson	B	5.50	0.05	Cousins (1984)
HD 20630	Johnson	B	5.50	0.05	Mermilliod (1986)
HD 20630	Johnson	I	3.91	0.05	Johnson et al. (1966)
HD 20630	Johnson	R	4.27	0.05	Johnson et al. (1966)
HD 20630	Johnson	U	5.68	0.05	Johnson & Morgan (1953)

Table 8—Continued

Object HD	System / Wavelength	Bandpass Bandwidth	Value (mag)	Error (mag)	Reference
HD 20630	Johnson	U	5.68	0.05	Johnson & Harris (1954)
HD 20630	Johnson	U	5.71	0.05	Hogg (1958)
HD 20630	Johnson	U	5.68	0.05	de Vaucouleurs (1959)
HD 20630	Johnson	U	5.72	0.05	Cousins & Stoy (1962)
HD 20630	Johnson	U	5.72	0.05	Tift (1963)
HD 20630	Johnson	U	5.71	0.05	Johnson et al. (1966)
HD 20630	Johnson	U	5.71	0.05	Johnson et al. (1966)
HD 20630	Johnson	U	5.71	0.05	Johnson et al. (1966)
HD 20630	Johnson	U	5.67	0.05	Argue (1966)
HD 20630	Johnson	U	5.68	0.05	Argue (1966)
HD 20630	Johnson	U	5.73	0.05	Gutierrez-Moreno & et al. (1966)
HD 20630	Johnson	U	5.69	0.05	Pfeiderer et al. (1966)
HD 20630	Johnson	U	5.70	0.05	Oja (1970)
HD 20630	Johnson	U	5.69	0.05	Cousins (1984)
HD 20630	Johnson	U	5.70	0.05	Mermilliod (1986)
HD 20630	Johnson	V	4.83	0.05	Sharpless (1952)
HD 20630	Johnson	V	4.82	0.05	Johnson & Morgan (1953)
HD 20630	Johnson	V	4.82	0.05	Johnson & Harris (1954)
HD 20630	Johnson	V	4.84	0.05	Niconov et al. (1957)
HD 20630	Johnson	V	4.82	0.05	Arp (1958)
HD 20630	Johnson	V	4.86	0.05	Hogg (1958)
HD 20630	Johnson	V	4.83	0.05	de Vaucouleurs (1959)
HD 20630	Johnson	V	4.83	0.05	Sadler, D.H. (1961)
HD 20630	Johnson	V	4.85	0.05	Nikrasova et al. (1962)
HD 20630	Johnson	V	4.84	0.05	Cousins & Stoy (1962)
HD 20630	Johnson	V	4.84	0.05	Tift (1963)
HD 20630	Johnson	V	4.85	0.05	Häggkvist & Oja (1966)
HD 20630	Johnson	V	4.84	0.05	Johnson et al. (1966)
HD 20630	Johnson	V	4.84	0.05	Johnson et al. (1966)
HD 20630	Johnson	V	4.84	0.05	Johnson et al. (1966)
HD 20630	Johnson	V	4.82	0.05	Argue (1966)
HD 20630	Johnson	V	4.83	0.05	Argue (1966)
HD 20630	Johnson	V	4.84	0.05	Gutierrez-Moreno & et al. (1966)
HD 20630	Johnson	V	4.81	0.05	Pfeiderer et al. (1966)
HD 20630	Johnson	V	4.85	0.05	Oja (1970)
HD 20630	Johnson	V	4.83	0.05	Cousins (1984)
HD 20630	Johnson	V	4.82	0.05	Mermilliod (1986)
HD 20630	Stromgren	b	5.25	0.08	Bond (1970)
HD 20630	Stromgren	b	5.25	0.08	Philip & Philip (1973)
HD 20630	Stromgren	b	5.26	0.08	Olson (1974)
HD 20630	Stromgren	b	5.25	0.08	Olsen (1983)
HD 20630	Stromgren	b	5.24	0.08	Fabregat & Reglero (1990)
HD 20630	Stromgren	b	5.25	0.08	Olsen (1993)
HD 20630	Stromgren	b	5.25	0.08	Olsen (1994b)
HD 20630	Stromgren	b	5.25	0.08	Hauck & Mermilliod (1998b)
HD 20630	Stromgren	u	6.85	0.08	Bond (1970)
HD 20630	Stromgren	u	6.86	0.08	Philip & Philip (1973)
HD 20630	Stromgren	u	6.88	0.08	Olson (1974)
HD 20630	Stromgren	u	6.88	0.08	Olsen (1983)
HD 20630	Stromgren	u	6.85	0.08	Fabregat & Reglero (1990)
HD 20630	Stromgren	u	6.87	0.08	Olsen (1993)
HD 20630	Stromgren	u	6.88	0.08	Olsen (1994b)
HD 20630	Stromgren	u	6.86	0.08	Hauck & Mermilliod (1998b)
HD 20630	Stromgren	v	5.89	0.08	Bond (1970)
HD 20630	Stromgren	v	5.90	0.08	Philip & Philip (1973)
HD 20630	Stromgren	v	5.89	0.08	Olson (1974)
HD 20630	Stromgren	v	5.91	0.08	Olsen (1983)
HD 20630	Stromgren	v	5.89	0.08	Fabregat & Reglero (1990)
HD 20630	Stromgren	v	5.90	0.08	Olsen (1993)
HD 20630	Stromgren	v	5.91	0.08	Olsen (1994b)
HD 20630	Stromgren	v	5.90	0.08	Hauck & Mermilliod (1998b)
HD 20630	Stromgren	y	4.83	0.08	Bond (1970)
HD 20630	Stromgren	y	4.83	0.08	Philip & Philip (1973)
HD 20630	Stromgren	y	4.83	0.08	Olson (1974)
HD 20630	Stromgren	y	4.83	0.08	Olsen (1983)
HD 20630	Stromgren	y	4.83	0.08	Fabregat & Reglero (1990)

Table 8—Continued

Object HD	System / Wavelength	Bandpass Bandwidth	Value (mag)	Error (mag)	Reference
HD 20630	Stromgren	y	4.83	0.08	Olsen (1993)
HD 20630	Stromgren	y	4.83	0.08	Olsen (1994b)
HD 20630	Stromgren	y	4.83	0.08	Hauck & Mermilliod (1998b)
HD 22484	1240	248	3.22	0.05	Selby et al. (1988)
HD 22484	1250	250	3.28	0.05	Johnson et al. (1966)
HD 22484	1250	250	3.29	0.05	Johnson et al. (1968)
HD 22484	1250	250	3.29	0.05	Ghosh et al. (1984)
HD 22484	1250	250	3.22	0.05	Blackwell et al. (1990)
HD 22484	1650	330	3.01	0.05	Johnson et al. (1968)
HD 22484	1650	330	3.01	0.05	Ghosh et al. (1984)
HD 22484	2200	440	2.94	0.05	Johnson et al. (1966)
HD 22484	2200	440	2.92	0.05	Johnson et al. (1968)
HD 22484	2200	440	2.92	0.05	Ghosh et al. (1984)
HD 22484	2200	440	2.90	0.05	Selby et al. (1988)
HD 22484	2210	442	2.90	0.05	Blackwell et al. (1990)
HD 22484	3500	700	2.91	0.05	Johnson et al. (1968)
HD 22484	Geneva	B	4.03	0.08	Rufener (1976)
HD 22484	Geneva	B1	5.08	0.08	Rufener (1976)
HD 22484	Geneva	B2	5.37	0.08	Rufener (1976)
HD 22484	Geneva	G	5.36	0.08	Rufener (1976)
HD 22484	Geneva	U	5.37	0.08	Rufener (1976)
HD 22484	Geneva	V	4.29	0.08	Rufener (1976)
HD 22484	Geneva	V1	5.04	0.08	Rufener (1976)
HD 22484	Johnson	B	4.88	0.05	Niconov et al. (1957)
HD 22484	Johnson	B	4.86	0.05	Sadler, D.H. (1961)
HD 22484	Johnson	B	4.86	0.05	Cousins & Stoy (1962)
HD 22484	Johnson	B	4.86	0.05	Johnson (1964)
HD 22484	Johnson	B	4.87	0.05	Lake (1964)
HD 22484	Johnson	B	4.86	0.05	Häggkvist & Oja (1966)
HD 22484	Johnson	B	4.85	0.05	Johnson et al. (1966)
HD 22484	Johnson	B	4.85	0.05	Johnson et al. (1966)
HD 22484	Johnson	B	4.85	0.05	Johnson et al. (1966)
HD 22484	Johnson	B	4.84	0.05	Argue (1966)
HD 22484	Johnson	B	4.87	0.05	Cowley et al. (1967)
HD 22484	Johnson	B	4.91	0.05	Rucinski (1983)
HD 22484	Johnson	B	4.85	0.05	Mermilliod (1986)
HD 22484	Johnson	H	3.01	0.05	Johnson et al. (1968)
HD 22484	Johnson	I	3.47	0.05	Johnson et al. (1966)
HD 22484	Johnson	J	3.28	0.05	Johnson et al. (1966)
HD 22484	Johnson	J	3.29	0.05	Johnson et al. (1968)
HD 22484	Johnson	K	2.94	0.05	Johnson et al. (1966)
HD 22484	Johnson	K	2.92	0.05	Johnson et al. (1968)
HD 22484	Johnson	L	2.91	0.05	Johnson et al. (1968)
HD 22484	Johnson	R	3.79	0.05	Johnson et al. (1966)
HD 22484	Johnson	U	4.91	0.05	Cousins & Stoy (1962)
HD 22484	Johnson	U	4.93	0.05	Johnson (1964)
HD 22484	Johnson	U	4.93	0.05	Johnson et al. (1966)
HD 22484	Johnson	U	4.93	0.05	Johnson et al. (1966)
HD 22484	Johnson	U	4.93	0.05	Johnson et al. (1966)
HD 22484	Johnson	U	4.90	0.05	Argue (1966)
HD 22484	Johnson	U	4.95	0.05	Cowley et al. (1967)
HD 22484	Johnson	U	4.94	0.05	Rucinski (1983)
HD 22484	Johnson	U	4.93	0.05	Mermilliod (1986)
HD 22484	Johnson	V	4.30	0.05	Niconov et al. (1957)
HD 22484	Johnson	V	4.28	0.05	Sadler, D.H. (1961)
HD 22484	Johnson	V	4.28	0.05	Cousins & Stoy (1962)
HD 22484	Johnson	V	4.28	0.05	Johnson (1964)
HD 22484	Johnson	V	4.30	0.05	Lake (1964)
HD 22484	Johnson	V	4.29	0.05	Häggkvist & Oja (1966)
HD 22484	Johnson	V	4.28	0.05	Johnson et al. (1966)
HD 22484	Johnson	V	4.28	0.05	Johnson et al. (1966)
HD 22484	Johnson	V	4.28	0.05	Johnson et al. (1966)
HD 22484	Johnson	V	4.27	0.05	Argue (1966)
HD 22484	Johnson	V	4.29	0.05	Cowley et al. (1967)
HD 22484	Johnson	V	4.36	0.05	Rucinski (1983)
HD 22484	Johnson	V	4.28	0.05	Mermilliod (1986)

Table 8—Continued

Object HD	System / Wavelength	Bandpass Bandwidth	Value (mag)	Error (mag)	Reference
HD 22484	Stromgren	b	4.64	0.08	Crawford (1975)
HD 22484	Stromgren	b	4.65	0.08	Grønbech & Olsen (1976)
HD 22484	Stromgren	b	4.65	0.08	Olsen (1977)
HD 22484	Stromgren	b	4.65	0.08	Olsen (1983)
HD 22484	Stromgren	b	4.65	0.08	Rucinski (1983)
HD 22484	Stromgren	b	4.64	0.08	Olsen (1993)
HD 22484	Stromgren	b	4.64	0.08	Olsen (1994b)
HD 22484	Stromgren	b	4.65	0.08	Hauck & Mermilliod (1998b)
HD 22484	Stromgren	u	6.11	0.08	Crawford (1975)
HD 22484	Stromgren	u	6.11	0.08	Grønbech & Olsen (1976)
HD 22484	Stromgren	u	6.11	0.08	Olsen (1977)
HD 22484	Stromgren	u	6.11	0.08	Olsen (1983)
HD 22484	Stromgren	u	6.10	0.08	Rucinski (1983)
HD 22484	Stromgren	u	6.10	0.08	Olsen (1993)
HD 22484	Stromgren	u	6.11	0.08	Olsen (1994b)
HD 22484	Stromgren	u	6.10	0.08	Hauck & Mermilliod (1998b)
HD 22484	Stromgren	v	5.20	0.08	Crawford (1975)
HD 22484	Stromgren	v	5.19	0.08	Grønbech & Olsen (1976)
HD 22484	Stromgren	v	5.19	0.08	Olsen (1977)
HD 22484	Stromgren	v	5.19	0.08	Olsen (1983)
HD 22484	Stromgren	v	5.19	0.08	Rucinski (1983)
HD 22484	Stromgren	v	5.18	0.08	Olsen (1993)
HD 22484	Stromgren	v	5.19	0.08	Olsen (1994b)
HD 22484	Stromgren	v	5.19	0.08	Hauck & Mermilliod (1998b)
HD 22484	Stromgren	y	4.28	0.08	Crawford (1975)
HD 22484	Stromgren	y	4.28	0.08	Grønbech & Olsen (1976)
HD 22484	Stromgren	y	4.28	0.08	Olsen (1977)
HD 22484	Stromgren	y	4.28	0.08	Olsen (1983)
HD 22484	Stromgren	y	4.28	0.08	Rucinski (1983)
HD 22484	Stromgren	y	4.28	0.08	Olsen (1993)
HD 22484	Stromgren	y	4.28	0.08	Olsen (1994b)
HD 22484	Stromgren	y	4.28	0.08	Hauck & Mermilliod (1998b)
HD 30652	1200	240	2.35	0.05	Glass (1974)
HD 30652	1250	250	2.39	0.05	Johnson et al. (1966)
HD 30652	1250	250	2.39	0.05	Johnson et al. (1968)
HD 30652	1250	250	2.35	0.05	Glass (1975)
HD 30652	1250	250	2.32	0.05	Aumann & Probst (1991)
HD 30652	1280	256	2.35	0.05	Leitherer & Wolf (1984)
HD 30652	1600	320	2.15	0.05	Glass (1974)
HD 30652	1630	326	2.15	0.05	Leitherer & Wolf (1984)
HD 30652	1650	330	2.15	0.05	Glass (1975)
HD 30652	1650	330	2.12	0.05	Aumann & Probst (1991)
HD 30652	2200	440	2.11	0.05	Johnson et al. (1966)
HD 30652	2200	440	2.11	0.05	Johnson et al. (1968)
HD 30652	2200	440	2.07	0.05	Glass (1974)
HD 30652	2200	440	2.07	0.05	Glass (1975)
HD 30652	2200	440	2.09	0.05	Aumann & Probst (1991)
HD 30652	2210	442	2.07	0.05	Leitherer & Wolf (1984)
HD 30652	3400	680	2.05	0.05	Glass (1974)
HD 30652	3400	680	2.05	0.05	Glass (1975)
HD 30652	3400	680	2.08	0.05	Aumann & Probst (1991)
HD 30652	Geneva	B	2.78	0.08	Rufener (1976)
HD 30652	Geneva	B1	3.80	0.08	Rufener (1976)
HD 30652	Geneva	B2	4.17	0.08	Rufener (1976)
HD 30652	Geneva	G	4.29	0.08	Rufener (1976)
HD 30652	Geneva	U	4.05	0.08	Rufener (1976)
HD 30652	Geneva	V	3.19	0.08	Rufener (1976)
HD 30652	Geneva	V1	3.94	0.08	Rufener (1976)
HD 30652	Johnson	B	3.64	0.05	Sharpless (1952)
HD 30652	Johnson	B	3.62	0.05	Johnson & Morgan (1953)
HD 30652	Johnson	B	3.64	0.05	Johnson & Harris (1954)
HD 30652	Johnson	B	3.67	0.05	Niconov et al. (1957)
HD 30652	Johnson	B	3.65	0.05	Hogg (1958)
HD 30652	Johnson	B	3.64	0.05	Grant (1959)
HD 30652	Johnson	B	3.64	0.05	Sadler, D.H. (1961)
HD 30652	Johnson	B	3.66	0.05	Gascoigne (1962)

Table 8—Continued

Object HD	System / Wavelength	Bandpass Bandwidth	Value (mag)	Error (mag)	Reference
HD 30652	Johnson	B	3.65	0.05	Cousins & Stoy (1962)
HD 30652	Johnson	B	3.64	0.05	Shao (1964)
HD 30652	Johnson	B	3.64	0.05	Johnson (1964)
HD 30652	Johnson	B	3.64	0.05	Häggkvist & Oja (1966)
HD 30652	Johnson	B	3.65	0.05	Johnson et al. (1966)
HD 30652	Johnson	B	3.65	0.05	Johnson et al. (1966)
HD 30652	Johnson	B	3.65	0.05	Johnson et al. (1966)
HD 30652	Johnson	B	3.63	0.05	Argue (1966)
HD 30652	Johnson	B	3.65	0.05	Gutierrez-Moreno & et al. (1966)
HD 30652	Johnson	B	3.62	0.05	Moreno (1971)
HD 30652	Johnson	B	3.62	0.05	Moreno (1971)
HD 30652	Johnson	B	3.65	0.05	Celis S. (1975)
HD 30652	Johnson	B	3.64	0.05	Oja (1983)
HD 30652	Johnson	B	3.63	0.05	Oja (1984)
HD 30652	Johnson	B	3.64	0.05	Cousins (1984)
HD 30652	Johnson	B	3.64	0.05	Oja (1985a)
HD 30652	Johnson	B	3.62	0.05	Oja (1986)
HD 30652	Johnson	B	3.64	0.05	Mermilliod (1986)
HD 30652	Johnson	H	2.15	0.05	Glass (1974)
HD 30652	Johnson	H	2.15	0.05	Glass (1975)
HD 30652	Johnson	I	2.51	0.05	Johnson et al. (1966)
HD 30652	Johnson	I	2.80	0.05	Neugebauer & Leighton (1969b)
HD 30652	Johnson	J	2.39	0.05	Johnson et al. (1966)
HD 30652	Johnson	J	2.35	0.05	Glass (1974)
HD 30652	Johnson	J	2.35	0.05	Glass (1975)
HD 30652	Johnson	K	2.11	0.05	Johnson et al. (1966)
HD 30652	Johnson	K	2.05	0.06	Neugebauer & Leighton (1969b)
HD 30652	Johnson	K	2.07	0.05	Glass (1974)
HD 30652	Johnson	K	2.07	0.05	Glass (1975)
HD 30652	Johnson	L	2.05	0.05	Glass (1974)
HD 30652	Johnson	L	2.05	0.05	Glass (1975)
HD 30652	Johnson	R	2.77	0.05	Johnson et al. (1966)
HD 30652	Johnson	R	2.77	0.05	Moreno (1971)
HD 30652	Johnson	U	3.62	0.05	Johnson & Morgan (1953)
HD 30652	Johnson	U	3.63	0.05	Johnson & Harris (1954)
HD 30652	Johnson	U	3.61	0.05	Hogg (1958)
HD 30652	Johnson	U	3.63	0.05	Grant (1959)
HD 30652	Johnson	U	3.61	0.05	Cousins & Stoy (1962)
HD 30652	Johnson	U	3.63	0.05	Shao (1964)
HD 30652	Johnson	U	3.63	0.05	Johnson (1964)
HD 30652	Johnson	U	3.64	0.05	Johnson et al. (1966)
HD 30652	Johnson	U	3.64	0.05	Johnson et al. (1966)
HD 30652	Johnson	U	3.64	0.05	Johnson et al. (1966)
HD 30652	Johnson	U	3.61	0.05	Argue (1966)
HD 30652	Johnson	U	3.65	0.05	Gutierrez-Moreno & et al. (1966)
HD 30652	Johnson	U	3.64	0.05	Moreno (1971)
HD 30652	Johnson	U	3.64	0.05	Moreno (1971)
HD 30652	Johnson	U	3.68	0.05	Celis S. (1975)
HD 30652	Johnson	U	3.62	0.05	Oja (1983)
HD 30652	Johnson	U	3.61	0.05	Oja (1984)
HD 30652	Johnson	U	3.61	0.05	Cousins (1984)
HD 30652	Johnson	U	3.63	0.05	Oja (1985a)
HD 30652	Johnson	U	3.59	0.05	Oja (1986)
HD 30652	Johnson	U	3.62	0.05	Mermilliod (1986)
HD 30652	Johnson	V	3.19	0.05	Sharpless (1952)
HD 30652	Johnson	V	3.16	0.05	Johnson & Morgan (1953)
HD 30652	Johnson	V	3.19	0.05	Johnson & Harris (1954)
HD 30652	Johnson	V	3.21	0.05	Niconov et al. (1957)
HD 30652	Johnson	V	3.19	0.05	Hogg (1958)
HD 30652	Johnson	V	3.19	0.05	Grant (1959)
HD 30652	Johnson	V	3.19	0.05	Sadler, D.H. (1961)
HD 30652	Johnson	V	3.20	0.05	Gascoigne (1962)
HD 30652	Johnson	V	3.19	0.05	Cousins & Stoy (1962)
HD 30652	Johnson	V	3.19	0.05	Shao (1964)
HD 30652	Johnson	V	3.19	0.05	Johnson (1964)
HD 30652	Johnson	V	3.20	0.05	Häggkvist & Oja (1966)

Table 8—Continued

Object HD	System / Wavelength	Bandpass Bandwidth	Value (mag)	Error (mag)	Reference
HD 30652	Johnson	V	3.19	0.05	Johnson et al. (1966)
HD 30652	Johnson	V	3.19	0.05	Johnson et al. (1966)
HD 30652	Johnson	V	3.19	0.05	Johnson et al. (1966)
HD 30652	Johnson	V	3.18	0.05	Argue (1966)
HD 30652	Johnson	V	3.19	0.05	Gutierrez-Moreno & et al. (1966)
HD 30652	Johnson	V	3.18	0.05	Moreno (1971)
HD 30652	Johnson	V	3.18	0.05	Moreno (1971)
HD 30652	Johnson	V	3.19	0.05	Celis S. (1975)
HD 30652	Johnson	V	3.20	0.05	Oja (1983)
HD 30652	Johnson	V	3.19	0.05	Oja (1984)
HD 30652	Johnson	V	3.18	0.05	Cousins (1984)
HD 30652	Johnson	V	3.19	0.05	Oja (1985a)
HD 30652	Johnson	V	3.18	0.05	Oja (1986)
HD 30652	Johnson	V	3.19	0.05	Mermilliod (1986)
HD 30652	Stromgren	b	3.49	0.08	Crawford et al. (1966)
HD 30652	Stromgren	b	3.49	0.08	Crawford & Barnes (1970)
HD 30652	Stromgren	b	3.49	0.08	Stokes (1972a)
HD 30652	Stromgren	b	3.49	0.08	Philip & Philip (1973)
HD 30652	Stromgren	b	3.49	0.08	Grønbech et al. (1976)
HD 30652	Stromgren	b	3.49	0.08	Warren & Hesser (1977)
HD 30652	Stromgren	b	3.49	0.08	Olsen (1983)
HD 30652	Stromgren	b	3.49	0.08	Hauck & Mermilliod (1998b)
HD 30652	Stromgren	u	4.82	0.08	Crawford et al. (1966)
HD 30652	Stromgren	u	4.82	0.08	Crawford & Barnes (1970)
HD 30652	Stromgren	u	4.82	0.08	Stokes (1972a)
HD 30652	Stromgren	u	4.82	0.08	Philip & Philip (1973)
HD 30652	Stromgren	u	4.83	0.08	Grønbech et al. (1976)
HD 30652	Stromgren	u	4.84	0.08	Warren & Hesser (1977)
HD 30652	Stromgren	u	4.83	0.08	Olsen (1983)
HD 30652	Stromgren	u	4.83	0.08	Hauck & Mermilliod (1998b)
HD 30652	Stromgren	v	3.95	0.08	Crawford et al. (1966)
HD 30652	Stromgren	v	3.95	0.08	Crawford & Barnes (1970)
HD 30652	Stromgren	v	3.96	0.08	Stokes (1972a)
HD 30652	Stromgren	v	3.95	0.08	Philip & Philip (1973)
HD 30652	Stromgren	v	3.95	0.08	Grønbech et al. (1976)
HD 30652	Stromgren	v	3.96	0.08	Warren & Hesser (1977)
HD 30652	Stromgren	v	3.95	0.08	Olsen (1983)
HD 30652	Stromgren	v	3.95	0.08	Hauck & Mermilliod (1998b)
HD 30652	Stromgren	y	3.19	0.08	Crawford et al. (1966)
HD 30652	Stromgren	y	3.19	0.08	Crawford & Barnes (1970)
HD 30652	Stromgren	y	3.19	0.08	Stokes (1972a)
HD 30652	Stromgren	y	3.19	0.08	Philip & Philip (1973)
HD 30652	Stromgren	y	3.19	0.08	Grønbech et al. (1976)
HD 30652	Stromgren	y	3.19	0.08	Warren & Hesser (1977)
HD 30652	Stromgren	y	3.19	0.08	Olsen (1983)
HD 30652	Stromgren	y	3.19	0.08	Hauck & Mermilliod (1998b)
HD 34411	1240	248	3.58	0.05	Selby et al. (1988)
HD 34411	1250	250	3.63	0.05	Johnson (1965b)
HD 34411	1250	250	3.64	0.05	Johnson et al. (1966)
HD 34411	1250	250	3.62	0.05	Johnson et al. (1968)
HD 34411	1250	250	3.62	0.05	Voelcker (1975)
HD 34411	1250	250	3.62	0.05	Ghosh et al. (1984)
HD 34411	1250	250	3.58	0.05	Blackwell et al. (1990)
HD 34411	1270	254	3.62	0.05	Bergeat & Lunel (1980)
HD 34411	1620	324	3.33	0.05	Bergeat & Lunel (1980)
HD 34411	1650	330	3.33	0.05	Johnson et al. (1968)
HD 34411	1650	330	3.33	0.05	Voelcker (1975)
HD 34411	1650	330	3.33	0.05	Ghosh et al. (1984)
HD 34411	2200	440	3.28	0.05	Johnson (1965b)
HD 34411	2200	440	3.29	0.05	Johnson et al. (1966)
HD 34411	2200	440	3.28	0.05	Johnson et al. (1968)
HD 34411	2200	440	3.29	0.05	Voelcker (1975)
HD 34411	2200	440	3.28	0.05	Ghosh et al. (1984)
HD 34411	2200	440	3.25	0.05	Selby et al. (1988)
HD 34411	2210	442	3.25	0.05	Blackwell et al. (1990)
HD 34411	2250	450	3.28	0.05	Bergeat & Lunel (1980)

Table 8—Continued

Object HD	System / Wavelength	Bandpass Bandwidth	Value (mag)	Error (mag)	Reference
HD 34411	3500	700	3.15	0.05	Johnson et al. (1968)
HD 34411	Geneva	B	4.51	0.08	Rufener (1976)
HD 34411	Geneva	B1	5.58	0.08	Rufener (1976)
HD 34411	Geneva	B2	5.82	0.08	Rufener (1976)
HD 34411	Geneva	G	5.75	0.08	Rufener (1976)
HD 34411	Geneva	U	5.89	0.08	Rufener (1976)
HD 34411	Geneva	V	4.71	0.08	Rufener (1976)
HD 34411	Geneva	V1	5.46	0.08	Rufener (1976)
HD 34411	Johnson	B	5.38	0.05	Johnson & Morgan (1953)
HD 34411	Johnson	B	5.35	0.05	Niconov et al. (1957)
HD 34411	Johnson	B	5.38	0.05	Shao (1964)
HD 34411	Johnson	B	5.38	0.05	Shao (1964)
HD 34411	Johnson	B	5.29	0.05	Ljunggren & Oja (1965)
HD 34411	Johnson	B	5.32	0.05	O’Connell (1964)
HD 34411	Johnson	B	5.33	0.05	Johnson (1965b)
HD 34411	Johnson	B	5.29	0.05	Häggkvist & Oja (1966)
HD 34411	Johnson	B	5.33	0.05	Johnson et al. (1966)
HD 34411	Johnson	B	5.33	0.05	Johnson et al. (1966)
HD 34411	Johnson	B	5.33	0.05	Johnson et al. (1966)
HD 34411	Johnson	B	5.35	0.05	Cowley et al. (1967)
HD 34411	Johnson	B	5.30	0.05	Sanwal et al. (1973)
HD 34411	Johnson	B	5.32	0.05	Mermilliod (1986)
HD 34411	Johnson	H	3.33	0.05	Johnson et al. (1968)
HD 34411	Johnson	I	3.86	0.05	Johnson et al. (1966)
HD 34411	Johnson	J	3.64	0.05	Johnson et al. (1966)
HD 34411	Johnson	J	3.62	0.05	Johnson et al. (1968)
HD 34411	Johnson	K	3.29	0.05	Johnson et al. (1966)
HD 34411	Johnson	K	3.28	0.05	Johnson et al. (1968)
HD 34411	Johnson	L	3.15	0.05	Johnson et al. (1968)
HD 34411	Johnson	R	4.18	0.05	Johnson et al. (1966)
HD 34411	Johnson	U	5.48	0.05	Johnson & Morgan (1953)
HD 34411	Johnson	U	5.48	0.05	Shao (1964)
HD 34411	Johnson	U	5.48	0.05	Shao (1964)
HD 34411	Johnson	U	5.44	0.05	O’Connell (1964)
HD 34411	Johnson	U	5.45	0.05	Johnson (1965b)
HD 34411	Johnson	U	5.46	0.05	Johnson et al. (1966)
HD 34411	Johnson	U	5.46	0.05	Johnson et al. (1966)
HD 34411	Johnson	U	5.46	0.05	Johnson et al. (1966)
HD 34411	Johnson	U	5.51	0.05	Cowley et al. (1967)
HD 34411	Johnson	U	5.46	0.05	Sanwal et al. (1973)
HD 34411	Johnson	U	5.44	0.05	Mermilliod (1986)
HD 34411	Johnson	V	4.71	0.05	Johnson & Morgan (1953)
HD 34411	Johnson	V	4.74	0.05	Niconov et al. (1957)
HD 34411	Johnson	V	4.71	0.05	Shao (1964)
HD 34411	Johnson	V	4.71	0.05	Shao (1964)
HD 34411	Johnson	V	4.71	0.05	Ljunggren & Oja (1965)
HD 34411	Johnson	V	4.69	0.05	O’Connell (1964)
HD 34411	Johnson	V	4.70	0.05	Johnson (1965b)
HD 34411	Johnson	V	4.69	0.05	Häggkvist & Oja (1966)
HD 34411	Johnson	V	4.71	0.05	Johnson et al. (1966)
HD 34411	Johnson	V	4.71	0.05	Johnson et al. (1966)
HD 34411	Johnson	V	4.71	0.05	Johnson et al. (1966)
HD 34411	Johnson	V	4.74	0.05	Cowley et al. (1967)
HD 34411	Johnson	V	4.69	0.05	Sanwal et al. (1973)
HD 34411	Johnson	V	4.70	0.05	Mermilliod (1986)
HD 34411	Stromgren	b	5.09	0.08	Crawford et al. (1966)
HD 34411	Stromgren	b	5.09	0.08	Crawford & Barnes (1970)
HD 34411	Stromgren	b	5.09	0.08	Fabregat & Reglero (1990)
HD 34411	Stromgren	b	5.09	0.08	Hauck & Mermilliod (1998b)
HD 34411	Stromgren	u	6.64	0.08	Crawford et al. (1966)
HD 34411	Stromgren	u	6.64	0.08	Crawford & Barnes (1970)
HD 34411	Stromgren	u	6.65	0.08	Fabregat & Reglero (1990)
HD 34411	Stromgren	u	6.64	0.08	Hauck & Mermilliod (1998b)
HD 34411	Stromgren	v	5.68	0.08	Crawford et al. (1966)
HD 34411	Stromgren	v	5.68	0.08	Crawford & Barnes (1970)
HD 34411	Stromgren	v	5.69	0.08	Fabregat & Reglero (1990)

Table 8—Continued

Object HD	System / Wavelength	Bandpass Bandwidth	Value (mag)	Error (mag)	Reference
HD 34411	Stromgren	v	5.69	0.08	Hauck & Mermilliod (1998b)
HD 34411	Stromgren	y	4.70	0.08	Crawford et al. (1966)
HD 34411	Stromgren	y	4.70	0.08	Crawford & Barnes (1970)
HD 34411	Stromgren	y	4.70	0.08	Fabregat & Reglero (1990)
HD 34411	Stromgren	y	4.70	0.08	Hauck & Mermilliod (1998b)
HD 39587	1250	250	3.34	0.05	Johnson et al. (1968)
HD 39587	1250	250	3.34	0.05	Voelcker (1975)
HD 39587	1250	250	3.39	0.05	Arribas & Martinez Roger (1989)
HD 39587	1650	330	3.04	0.05	Johnson et al. (1968)
HD 39587	1650	330	3.04	0.05	Voelcker (1975)
HD 39587	1650	330	3.06	0.05	Arribas & Martinez Roger (1989)
HD 39587	2200	440	2.97	0.05	Johnson et al. (1968)
HD 39587	2200	440	2.99	0.05	Neugebauer & Leighton (1969a)
HD 39587	2200	440	2.97	0.05	Voelcker (1975)
HD 39587	2200	440	3.02	0.05	Arribas & Martinez Roger (1989)
HD 39587	3400	680	2.92	0.05	Arribas & Martinez Roger (1989)
HD 39587	3500	700	2.88	0.05	Johnson et al. (1968)
HD 39587	3500	700	2.88	0.05	Voelcker (1975)
HD 39587	Geneva	B	4.17	0.08	Rufener (1976)
HD 39587	Geneva	B1	5.23	0.08	Rufener (1976)
HD 39587	Geneva	B2	5.50	0.08	Rufener (1976)
HD 39587	Geneva	G	5.46	0.08	Rufener (1976)
HD 39587	Geneva	U	5.47	0.08	Rufener (1976)
HD 39587	Geneva	V	4.40	0.08	Rufener (1976)
HD 39587	Geneva	V1	5.15	0.08	Rufener (1976)
HD 39587	Johnson	B	4.96	0.05	Miczaika (1954)
HD 39587	Johnson	B	5.00	0.05	Naur (1955)
HD 39587	Johnson	B	5.00	0.05	Johnson & Knuckles (1957)
HD 39587	Johnson	B	5.02	0.05	Niconov et al. (1957)
HD 39587	Johnson	B	4.98	0.05	Häggkvist & Oja (1966)
HD 39587	Johnson	B	5.00	0.05	Johnson et al. (1966)
HD 39587	Johnson	B	5.00	0.05	Johnson et al. (1966)
HD 39587	Johnson	B	5.00	0.05	Johnson et al. (1966)
HD 39587	Johnson	B	4.98	0.05	Argue (1966)
HD 39587	Johnson	B	5.00	0.05	Imagawa (1967)
HD 39587	Johnson	B	4.99	0.05	Barnes et al. (1978)
HD 39587	Johnson	B	4.99	0.05	Nakagiri & Yamashita (1979)
HD 39587	Johnson	B	4.97	0.05	Mermilliod (1986)
HD 39587	Johnson	H	3.04	0.05	Johnson et al. (1968)
HD 39587	Johnson	J	3.34	0.05	Johnson et al. (1968)
HD 39587	Johnson	K	2.97	0.05	Johnson et al. (1968)
HD 39587	Johnson	K	2.99	0.07	Neugebauer & Leighton (1969b)
HD 39587	Johnson	L	2.88	0.05	Johnson et al. (1968)
HD 39587	Johnson	R	3.90	0.05	Johnson et al. (1966)
HD 39587	Johnson	U	5.07	0.05	Naur (1955)
HD 39587	Johnson	U	5.06	0.05	Johnson & Knuckles (1957)
HD 39587	Johnson	U	5.07	0.05	Johnson et al. (1966)
HD 39587	Johnson	U	5.08	0.05	Johnson et al. (1966)
HD 39587	Johnson	U	5.08	0.05	Johnson et al. (1966)
HD 39587	Johnson	U	5.05	0.05	Argue (1966)
HD 39587	Johnson	U	5.06	0.05	Imagawa (1967)
HD 39587	Johnson	U	5.04	0.05	Nakagiri & Yamashita (1979)
HD 39587	Johnson	U	5.03	0.05	Mermilliod (1986)
HD 39587	Johnson	V	4.39	0.05	Miczaika (1954)
HD 39587	Johnson	V	4.41	0.05	Naur (1955)
HD 39587	Johnson	V	4.41	0.05	Johnson & Knuckles (1957)
HD 39587	Johnson	V	4.40	0.05	Niconov et al. (1957)
HD 39587	Johnson	V	4.40	0.05	Häggkvist & Oja (1966)
HD 39587	Johnson	V	4.41	0.05	Johnson et al. (1966)
HD 39587	Johnson	V	4.41	0.05	Johnson et al. (1966)
HD 39587	Johnson	V	4.41	0.05	Johnson et al. (1966)
HD 39587	Johnson	V	4.39	0.05	Argue (1966)
HD 39587	Johnson	V	4.43	0.05	Imagawa (1967)
HD 39587	Johnson	V	4.40	0.05	Barnes et al. (1978)
HD 39587	Johnson	V	4.40	0.05	Nakagiri & Yamashita (1979)
HD 39587	Johnson	V	4.38	0.05	Mermilliod (1986)



Table 8—Continued

Object HD	System / Wavelength	Bandpass Bandwidth	Value (mag)	Error (mag)	Reference
HD 39587	Stromgren	b	4.79	0.08	Crawford et al. (1966)
HD 39587	Stromgren	b	4.79	0.08	Crawford & Barnes (1970)
HD 39587	Stromgren	b	4.79	0.08	Warren & Hesser (1977)
HD 39587	Stromgren	b	4.79	0.08	Fabregat & Reglero (1990)
HD 39587	Stromgren	b	4.79	0.08	Olsen (1994b)
HD 39587	Stromgren	b	4.79	0.08	Hauck & Mermilliod (1998b)
HD 39587	Stromgren	u	6.24	0.08	Crawford et al. (1966)
HD 39587	Stromgren	u	6.24	0.08	Crawford & Barnes (1970)
HD 39587	Stromgren	u	6.23	0.08	Warren & Hesser (1977)
HD 39587	Stromgren	u	6.24	0.08	Fabregat & Reglero (1990)
HD 39587	Stromgren	u	6.24	0.08	Olsen (1994b)
HD 39587	Stromgren	u	6.24	0.08	Hauck & Mermilliod (1998b)
HD 39587	Stromgren	v	5.36	0.08	Crawford et al. (1966)
HD 39587	Stromgren	v	5.36	0.08	Crawford & Barnes (1970)
HD 39587	Stromgren	v	5.35	0.08	Warren & Hesser (1977)
HD 39587	Stromgren	v	5.36	0.08	Fabregat & Reglero (1990)
HD 39587	Stromgren	v	5.36	0.08	Olsen (1994b)
HD 39587	Stromgren	v	5.36	0.08	Hauck & Mermilliod (1998b)
HD 39587	Stromgren	y	4.41	0.08	Crawford et al. (1966)
HD 39587	Stromgren	y	4.41	0.08	Crawford & Barnes (1970)
HD 39587	Stromgren	y	4.41	0.08	Warren & Hesser (1977)
HD 39587	Stromgren	y	4.41	0.08	Fabregat & Reglero (1990)
HD 39587	Stromgren	y	4.41	0.08	Olsen (1994b)
HD 39587	Stromgren	y	4.41	0.08	Hauck & Mermilliod (1998b)
HD 48682	1100	220	4.41	0.05	Mitchell & Schuster (1985)
HD 48682	1250	250	4.23	0.05	Aumann & Probst (1991)
HD 48682	1650	330	3.97	0.05	Aumann & Probst (1991)
HD 48682	2200	440	3.93	0.05	Aumann & Probst (1991)
HD 48682	3400	680	3.92	0.05	Aumann & Probst (1991)
HD 48682	Johnson	B	5.79	0.05	Niconov et al. (1957)
HD 48682	Johnson	B	5.78	0.05	Marlborough (1964)
HD 48682	Johnson	B	5.80	0.05	Argue (1966)
HD 48682	Johnson	B	5.82	0.05	Lutz (1971)
HD 48682	Johnson	B	5.80	0.05	Mermilliod (1986)
HD 48682	Johnson	U	5.84	0.05	Marlborough (1964)
HD 48682	Johnson	U	5.86	0.05	Argue (1966)
HD 48682	Johnson	U	5.88	0.05	Lutz (1971)
HD 48682	Johnson	U	5.85	0.05	Mermilliod (1986)
HD 48682	Johnson	V	5.22	0.05	Niconov et al. (1957)
HD 48682	Johnson	V	5.23	0.05	Marlborough (1964)
HD 48682	Johnson	V	5.25	0.05	Argue (1966)
HD 48682	Johnson	V	5.27	0.05	Lutz (1971)
HD 48682	Johnson	V	5.24	0.05	Mermilliod (1986)
HD 48682	Stromgren	b	5.61	0.08	Crawford et al. (1966)
HD 48682	Stromgren	b	5.61	0.08	Crawford & Barnes (1970)
HD 48682	Stromgren	b	5.61	0.08	Olsen (1983)
HD 48682	Stromgren	b	5.61	0.08	Fabregat & Reglero (1990)
HD 48682	Stromgren	b	5.61	0.08	Olsen (1993)
HD 48682	Stromgren	b	5.61	0.08	Hauck & Mermilliod (1998b)
HD 48682	Stromgren	u	7.06	0.08	Crawford et al. (1966)
HD 48682	Stromgren	u	7.06	0.08	Crawford & Barnes (1970)
HD 48682	Stromgren	u	7.07	0.08	Olsen (1983)
HD 48682	Stromgren	u	7.06	0.08	Fabregat & Reglero (1990)
HD 48682	Stromgren	u	7.07	0.08	Olsen (1993)
HD 48682	Stromgren	u	7.07	0.08	Hauck & Mermilliod (1998b)
HD 48682	Stromgren	v	6.15	0.08	Crawford et al. (1966)
HD 48682	Stromgren	v	6.15	0.08	Crawford & Barnes (1970)
HD 48682	Stromgren	v	6.15	0.08	Olsen (1983)
HD 48682	Stromgren	v	6.15	0.08	Fabregat & Reglero (1990)
HD 48682	Stromgren	v	6.15	0.08	Olsen (1993)
HD 48682	Stromgren	v	6.15	0.08	Hauck & Mermilliod (1998b)
HD 48682	Stromgren	y	5.25	0.08	Crawford et al. (1966)
HD 48682	Stromgren	y	5.25	0.08	Crawford & Barnes (1970)
HD 48682	Stromgren	y	5.25	0.08	Olsen (1983)
HD 48682	Stromgren	y	5.25	0.08	Fabregat & Reglero (1990)
HD 48682	Stromgren	y	5.25	0.08	Olsen (1993)

Table 8—Continued

Object HD	System / Wavelength	Bandpass Bandwidth	Value (mag)	Error (mag)	Reference
HD 48682	Stromgren	y	5.25	0.08	Hauck & Mermilliod (1998b)
HD 48737	1250	250	2.57	0.05	Johnson et al. (1966)
HD 48737	2200	440	2.30	0.05	Johnson et al. (1966)
HD 48737	3500	700	2.10	0.05	Gehrz & Woolf (1970)
HD 48737	Geneva	B	2.91	0.08	Rufener (1976)
HD 48737	Geneva	B1	3.92	0.08	Rufener (1976)
HD 48737	Geneva	B2	4.30	0.08	Rufener (1976)
HD 48737	Geneva	G	4.43	0.08	Rufener (1976)
HD 48737	Geneva	U	4.29	0.08	Rufener (1976)
HD 48737	Geneva	V	3.35	0.08	Rufener (1976)
HD 48737	Geneva	V1	4.08	0.08	Rufener (1976)
HD 48737	Johnson	B	3.82	0.05	Naur (1955)
HD 48737	Johnson	B	3.77	0.05	Häggkvist & Oja (1966)
HD 48737	Johnson	B	3.79	0.05	Johnson et al. (1966)
HD 48737	Johnson	B	3.79	0.05	Johnson et al. (1966)
HD 48737	Johnson	B	3.79	0.05	Johnson et al. (1966)
HD 48737	Johnson	B	3.77	0.05	Gutierrez-Moreno & et al. (1966)
HD 48737	Johnson	B	3.79	0.05	Mermilliod (1986)
HD 48737	Johnson	J	2.57	0.05	Johnson et al. (1966)
HD 48737	Johnson	K	2.30	0.05	Johnson et al. (1966)
HD 48737	Johnson	K	2.13	0.06	Neugebauer & Leighton (1969b)
HD 48737	Johnson	U	3.88	0.05	Naur (1955)
HD 48737	Johnson	U	3.85	0.05	Johnson et al. (1966)
HD 48737	Johnson	U	3.85	0.05	Johnson et al. (1966)
HD 48737	Johnson	U	3.85	0.05	Johnson et al. (1966)
HD 48737	Johnson	U	3.85	0.05	Gutierrez-Moreno & et al. (1966)
HD 48737	Johnson	U	3.84	0.05	Mermilliod (1986)
HD 48737	Johnson	V	3.38	0.05	Naur (1955)
HD 48737	Johnson	V	3.34	0.05	Häggkvist & Oja (1966)
HD 48737	Johnson	V	3.36	0.05	Johnson et al. (1966)
HD 48737	Johnson	V	3.36	0.05	Johnson et al. (1966)
HD 48737	Johnson	V	3.36	0.05	Johnson et al. (1966)
HD 48737	Johnson	V	3.33	0.05	Gutierrez-Moreno & et al. (1966)
HD 48737	Johnson	V	3.35	0.05	Mermilliod (1986)
HD 48737	Stromgren	b	3.69	0.08	Crawford et al. (1966)
HD 48737	Stromgren	b	3.69	0.08	Crawford & Barnes (1970)
HD 48737	Stromgren	b	3.68	0.08	Gray & Olsen (1991)
HD 48737	Stromgren	b	3.69	0.08	Hauck & Mermilliod (1998b)
HD 48737	Stromgren	u	5.15	0.08	Crawford et al. (1966)
HD 48737	Stromgren	u	5.15	0.08	Crawford & Barnes (1970)
HD 48737	Stromgren	u	5.15	0.08	Gray & Olsen (1991)
HD 48737	Stromgren	u	5.15	0.08	Hauck & Mermilliod (1998b)
HD 48737	Stromgren	v	4.14	0.08	Crawford et al. (1966)
HD 48737	Stromgren	v	4.14	0.08	Crawford & Barnes (1970)
HD 48737	Stromgren	v	4.14	0.08	Gray & Olsen (1991)
HD 48737	Stromgren	v	4.14	0.08	Hauck & Mermilliod (1998b)
HD 48737	Stromgren	y	3.40	0.08	Crawford et al. (1966)
HD 48737	Stromgren	y	3.40	0.08	Crawford & Barnes (1970)
HD 48737	Stromgren	y	3.40	0.08	Gray & Olsen (1991)
HD 48737	Stromgren	y	3.40	0.08	Hauck & Mermilliod (1998b)
HD 56537	Geneva	B	2.75	0.08	Rufener (1976)
HD 56537	Geneva	B1	3.69	0.08	Rufener (1976)
HD 56537	Geneva	B2	4.22	0.08	Rufener (1976)
HD 56537	Geneva	G	4.76	0.08	Rufener (1976)
HD 56537	Geneva	U	4.35	0.08	Rufener (1976)
HD 56537	Geneva	V	3.58	0.08	Rufener (1976)
HD 56537	Geneva	V1	4.29	0.08	Rufener (1976)
HD 56537	Johnson	B	3.67	0.05	Johnson & Morgan (1953)
HD 56537	Johnson	B	3.62	0.05	Miczaika (1954)
HD 56537	Johnson	B	3.69	0.05	Johnson & Harris (1954)
HD 56537	Johnson	B	3.69	0.05	Johnson & Knuckles (1957)
HD 56537	Johnson	B	3.65	0.05	Arp (1958)
HD 56537	Johnson	B	3.66	0.05	Häggkvist & Oja (1966)
HD 56537	Johnson	B	3.70	0.05	Johnson et al. (1966)
HD 56537	Johnson	B	3.70	0.05	Johnson et al. (1966)
HD 56537	Johnson	B	3.70	0.05	Johnson et al. (1966)

Table 8—Continued

Object HD	System / Wavelength	Bandpass Bandwidth	Value (mag)	Error (mag)	Reference
HD 56537	Johnson	B	3.69	0.05	Argue (1966)
HD 56537	Johnson	B	3.68	0.05	Gutierrez-Moreno & et al. (1966)
HD 56537	Johnson	B	3.69	0.05	Bok et al. (1972)
HD 56537	Johnson	B	3.67	0.05	Szabados (1981)
HD 56537	Johnson	B	3.67	0.05	Mermilliod (1986)
HD 56537	Johnson	I	3.41	0.05	Johnson et al. (1966)
HD 56537	Johnson	R	3.46	0.05	Johnson et al. (1966)
HD 56537	Johnson	U	3.76	0.05	Johnson & Morgan (1953)
HD 56537	Johnson	U	3.79	0.05	Johnson & Harris (1954)
HD 56537	Johnson	U	3.79	0.05	Johnson & Knuckles (1957)
HD 56537	Johnson	U	3.79	0.05	Johnson et al. (1966)
HD 56537	Johnson	U	3.79	0.05	Johnson et al. (1966)
HD 56537	Johnson	U	3.79	0.05	Johnson et al. (1966)
HD 56537	Johnson	U	3.80	0.05	Argue (1966)
HD 56537	Johnson	U	3.85	0.05	Gutierrez-Moreno & et al. (1966)
HD 56537	Johnson	U	3.79	0.05	Bok et al. (1972)
HD 56537	Johnson	U	3.77	0.05	Szabados (1981)
HD 56537	Johnson	U	3.77	0.05	Mermilliod (1986)
HD 56537	Johnson	V	3.57	0.05	Johnson & Morgan (1953)
HD 56537	Johnson	V	3.52	0.05	Miczaika (1954)
HD 56537	Johnson	V	3.58	0.05	Johnson & Harris (1954)
HD 56537	Johnson	V	3.58	0.05	Johnson & Knuckles (1957)
HD 56537	Johnson	V	3.56	0.05	Arp (1958)
HD 56537	Johnson	V	3.56	0.05	Häggkvist & Oja (1966)
HD 56537	Johnson	V	3.58	0.05	Johnson et al. (1966)
HD 56537	Johnson	V	3.58	0.05	Johnson et al. (1966)
HD 56537	Johnson	V	3.58	0.05	Johnson et al. (1966)
HD 56537	Johnson	V	3.58	0.05	Argue (1966)
HD 56537	Johnson	V	3.57	0.05	Gutierrez-Moreno & et al. (1966)
HD 56537	Johnson	V	3.58	0.05	Bok et al. (1972)
HD 56537	Johnson	V	3.57	0.05	Szabados (1981)
HD 56537	Johnson	V	3.57	0.05	Mermilliod (1986)
HD 56537	Stromgren	b	3.63	0.08	Crawford et al. (1966)
HD 56537	Stromgren	b	3.63	0.08	Cameron (1966)
HD 56537	Stromgren	b	3.63	0.08	Perry (1969)
HD 56537	Stromgren	b	3.63	0.08	Crawford & Barnes (1970)
HD 56537	Stromgren	b	3.62	0.08	Warren & Hesser (1977)
HD 56537	Stromgren	b	3.63	0.08	Hauck & Mermilliod (1998b)
HD 56537	Stromgren	u	5.18	0.08	Crawford et al. (1966)
HD 56537	Stromgren	u	5.17	0.08	Cameron (1966)
HD 56537	Stromgren	u	5.17	0.08	Perry (1969)
HD 56537	Stromgren	u	5.18	0.08	Crawford & Barnes (1970)
HD 56537	Stromgren	u	5.15	0.08	Warren & Hesser (1977)
HD 56537	Stromgren	u	5.17	0.08	Hauck & Mermilliod (1998b)
HD 56537	Stromgren	v	3.88	0.08	Crawford et al. (1966)
HD 56537	Stromgren	v	3.87	0.08	Cameron (1966)
HD 56537	Stromgren	v	3.87	0.08	Perry (1969)
HD 56537	Stromgren	v	3.88	0.08	Crawford & Barnes (1970)
HD 56537	Stromgren	v	3.86	0.08	Warren & Hesser (1977)
HD 56537	Stromgren	v	3.87	0.08	Hauck & Mermilliod (1998b)
HD 56537	Stromgren	y	3.58	0.08	Crawford et al. (1966)
HD 56537	Stromgren	y	3.58	0.08	Cameron (1966)
HD 56537	Stromgren	y	3.58	0.08	Perry (1969)
HD 56537	Stromgren	y	3.58	0.08	Crawford & Barnes (1970)
HD 56537	Stromgren	y	3.58	0.08	Warren & Hesser (1977)
HD 56537	Stromgren	y	3.58	0.08	Hauck & Mermilliod (1998b)
HD 58946	1240	248	3.50	0.05	Selby et al. (1988)
HD 58946	1250	250	3.58	0.05	Johnson et al. (1966)
HD 58946	1250	250	3.58	0.05	Johnson et al. (1968)
HD 58946	1250	250	3.50	0.05	Blackwell et al. (1990)
HD 58946	1250	250	3.51	0.05	Aumann & Probst (1991)
HD 58946	1650	330	3.34	0.05	Aumann & Probst (1991)
HD 58946	2200	440	3.36	0.05	Johnson et al. (1966)
HD 58946	2200	440	3.36	0.05	Johnson et al. (1968)
HD 58946	2200	440	3.32	0.05	Selby et al. (1988)
HD 58946	2200	440	3.31	0.05	Aumann & Probst (1991)

Table 8—Continued

Object HD	System / Wavelength	Bandpass Bandwidth	Value (mag)	Error (mag)	Reference
HD 58946	2210	442	3.32	0.05	Blackwell et al. (1990)
HD 58946	3400	680	3.29	0.05	Aumann & Probst (1991)
HD 58946	Geneva	B	3.60	0.08	Rufener (1976)
HD 58946	Geneva	B1	4.56	0.08	Rufener (1976)
HD 58946	Geneva	B2	5.02	0.08	Rufener (1976)
HD 58946	Geneva	G	5.29	0.08	Rufener (1976)
HD 58946	Geneva	U	4.93	0.08	Rufener (1976)
HD 58946	Geneva	V	4.17	0.08	Rufener (1976)
HD 58946	Geneva	V1	4.90	0.08	Rufener (1976)
HD 58946	Johnson	B	4.47	0.05	Johnson & Morgan (1953)
HD 58946	Johnson	B	4.48	0.05	Johnson & Harris (1954)
HD 58946	Johnson	B	4.47	0.05	Fitch (1955)
HD 58946	Johnson	B	4.49	0.05	Niconov et al. (1957)
HD 58946	Johnson	B	4.50	0.05	Serkowski (1961)
HD 58946	Johnson	B	4.52	0.05	Ljunggren & Oja (1965)
HD 58946	Johnson	B	4.50	0.05	Johnson (1964)
HD 58946	Johnson	B	4.50	0.05	Johnson et al. (1966)
HD 58946	Johnson	B	4.50	0.05	Johnson et al. (1966)
HD 58946	Johnson	B	4.50	0.05	Johnson et al. (1966)
HD 58946	Johnson	B	4.49	0.05	Argue (1966)
HD 58946	Johnson	B	4.50	0.05	Jerzykiewicz & Serkowski (1966)
HD 58946	Johnson	B	4.47	0.05	Moreno (1971)
HD 58946	Johnson	B	4.47	0.05	Moreno (1971)
HD 58946	Johnson	B	4.48	0.05	Neckel (1974)
HD 58946	Johnson	B	4.48	0.05	Mermilliod (1986)
HD 58946	Johnson	I	3.67	0.05	Johnson et al. (1966)
HD 58946	Johnson	J	3.58	0.05	Johnson et al. (1966)
HD 58946	Johnson	K	3.36	0.05	Johnson et al. (1966)
HD 58946	Johnson	R	3.86	0.05	Johnson et al. (1966)
HD 58946	Johnson	R	3.84	0.05	Moreno (1971)
HD 58946	Johnson	U	4.43	0.05	Johnson & Morgan (1953)
HD 58946	Johnson	U	4.45	0.05	Johnson & Harris (1954)
HD 58946	Johnson	U	4.45	0.05	Fitch (1955)
HD 58946	Johnson	U	4.48	0.05	Johnson (1964)
HD 58946	Johnson	U	4.48	0.05	Johnson et al. (1966)
HD 58946	Johnson	U	4.48	0.05	Johnson et al. (1966)
HD 58946	Johnson	U	4.48	0.05	Johnson et al. (1966)
HD 58946	Johnson	U	4.46	0.05	Argue (1966)
HD 58946	Johnson	U	4.50	0.05	Moreno (1971)
HD 58946	Johnson	U	4.50	0.05	Moreno (1971)
HD 58946	Johnson	U	4.45	0.05	Mermilliod (1986)
HD 58946	Johnson	V	4.16	0.05	Johnson & Morgan (1953)
HD 58946	Johnson	V	4.16	0.05	Johnson & Harris (1954)
HD 58946	Johnson	V	4.17	0.05	Fitch (1955)
HD 58946	Johnson	V	4.18	0.05	Niconov et al. (1957)
HD 58946	Johnson	V	4.18	0.05	Serkowski (1961)
HD 58946	Johnson	V	4.17	0.05	Ljunggren & Oja (1965)
HD 58946	Johnson	V	4.18	0.05	Johnson (1964)
HD 58946	Johnson	V	4.18	0.05	Johnson et al. (1966)
HD 58946	Johnson	V	4.18	0.05	Johnson et al. (1966)
HD 58946	Johnson	V	4.18	0.05	Johnson et al. (1966)
HD 58946	Johnson	V	4.17	0.05	Argue (1966)
HD 58946	Johnson	V	4.18	0.05	Jerzykiewicz & Serkowski (1966)
HD 58946	Johnson	V	4.16	0.05	Moreno (1971)
HD 58946	Johnson	V	4.16	0.05	Moreno (1971)
HD 58946	Johnson	V	4.17	0.05	Neckel (1974)
HD 58946	Johnson	V	4.16	0.05	Mermilliod (1986)
HD 58946	Stromgren	b	4.38	0.08	Crawford et al. (1966)
HD 58946	Stromgren	b	4.37	0.08	Cameron (1966)
HD 58946	Stromgren	b	4.37	0.08	Crawford & Barnes (1970)
HD 58946	Stromgren	b	4.38	0.08	Philip & Philip (1973)
HD 58946	Stromgren	b	4.38	0.08	Hauck & Mermilliod (1998b)
HD 58946	Stromgren	u	5.72	0.08	Crawford et al. (1966)
HD 58946	Stromgren	u	5.71	0.08	Cameron (1966)
HD 58946	Stromgren	u	5.73	0.08	Crawford & Barnes (1970)
HD 58946	Stromgren	u	5.73	0.08	Philip & Philip (1973)

Table 8—Continued

Object HD	System / Wavelength	Bandpass Bandwidth	Value (mag)	Error (mag)	Reference
HD 58946	Stromgren	u	5.73	0.08	Hauck & Mermilliod (1998b)
HD 58946	Stromgren	v	4.75	0.08	Crawford et al. (1966)
HD 58946	Stromgren	v	4.74	0.08	Cameron (1966)
HD 58946	Stromgren	v	4.74	0.08	Crawford & Barnes (1970)
HD 58946	Stromgren	v	4.75	0.08	Philip & Philip (1973)
HD 58946	Stromgren	v	4.75	0.08	Hauck & Mermilliod (1998b)
HD 58946	Stromgren	y	4.16	0.08	Crawford et al. (1966)
HD 58946	Stromgren	y	4.16	0.08	Cameron (1966)
HD 58946	Stromgren	y	4.16	0.08	Crawford & Barnes (1970)
HD 58946	Stromgren	y	4.16	0.08	Philip & Philip (1973)
HD 58946	Stromgren	y	4.16	0.08	Hauck & Mermilliod (1998b)
HD 81937	1250	250	3.01	0.05	Johnson et al. (1966)
HD 81937	2200	440	2.82	0.05	Johnson et al. (1966)
HD 81937	Geneva	B	3.12	0.08	Rufener (1976)
HD 81937	Geneva	B1	4.10	0.08	Rufener (1976)
HD 81937	Geneva	B2	4.53	0.08	Rufener (1976)
HD 81937	Geneva	G	4.78	0.08	Rufener (1976)
HD 81937	Geneva	U	4.62	0.08	Rufener (1976)
HD 81937	Geneva	V	3.66	0.08	Rufener (1976)
HD 81937	Geneva	V1	4.40	0.08	Rufener (1976)
HD 81937	Johnson	B	3.99	0.05	Naur (1955)
HD 81937	Johnson	B	3.98	0.05	Ljunggren & Oja (1965)
HD 81937	Johnson	B	4.00	0.05	Johnson et al. (1966)
HD 81937	Johnson	B	4.00	0.05	Johnson et al. (1966)
HD 81937	Johnson	B	4.00	0.05	Johnson et al. (1966)
HD 81937	Johnson	B	4.01	0.05	Danziger & Dickens (1967)
HD 81937	Johnson	B	3.97	0.05	Imagawa (1967)
HD 81937	Johnson	B	3.98	0.05	Mermilliod (1986)
HD 81937	Johnson	J	3.01	0.05	Johnson et al. (1966)
HD 81937	Johnson	K	2.82	0.05	Johnson et al. (1966)
HD 81937	Johnson	K	2.73	0.09	Neugebauer & Leighton (1969b)
HD 81937	Johnson	R	3.33	0.05	Johnson et al. (1966)
HD 81937	Johnson	U	4.09	0.05	Naur (1955)
HD 81937	Johnson	U	4.10	0.05	Johnson et al. (1966)
HD 81937	Johnson	U	4.10	0.05	Johnson et al. (1966)
HD 81937	Johnson	U	4.10	0.05	Johnson et al. (1966)
HD 81937	Johnson	U	4.12	0.05	Danziger & Dickens (1967)
HD 81937	Johnson	U	4.07	0.05	Imagawa (1967)
HD 81937	Johnson	U	4.08	0.05	Mermilliod (1986)
HD 81937	Johnson	V	3.66	0.05	Naur (1955)
HD 81937	Johnson	V	3.65	0.05	Ljunggren & Oja (1965)
HD 81937	Johnson	V	3.67	0.05	Johnson et al. (1966)
HD 81937	Johnson	V	3.67	0.05	Johnson et al. (1966)
HD 81937	Johnson	V	3.67	0.05	Johnson et al. (1966)
HD 81937	Johnson	V	3.68	0.05	Danziger & Dickens (1967)
HD 81937	Johnson	V	3.66	0.05	Imagawa (1967)
HD 81937	Johnson	V	3.65	0.05	Mermilliod (1986)
HD 81937	Stromgren	b	3.87	0.08	Crawford et al. (1966)
HD 81937	Stromgren	b	3.87	0.08	Crawford & Barnes (1970)
HD 81937	Stromgren	b	3.87	0.08	Hauck & Mermilliod (1998b)
HD 81937	Stromgren	u	5.40	0.08	Crawford et al. (1966)
HD 81937	Stromgren	u	5.40	0.08	Crawford & Barnes (1970)
HD 81937	Stromgren	u	5.40	0.08	Hauck & Mermilliod (1998b)
HD 81937	Stromgren	v	4.26	0.08	Crawford et al. (1966)
HD 81937	Stromgren	v	4.26	0.08	Crawford & Barnes (1970)
HD 81937	Stromgren	v	4.26	0.08	Hauck & Mermilliod (1998b)
HD 81937	Stromgren	y	3.66	0.08	Crawford et al. (1966)
HD 81937	Stromgren	y	3.66	0.08	Crawford & Barnes (1970)
HD 81937	Stromgren	y	3.66	0.08	Hauck & Mermilliod (1998b)
HD 82328	1250	250	2.28	0.05	Johnson et al. (1966)
HD 82328	1280	256	2.26	0.05	Alonso et al. (1994)
HD 82328	1650	330	2.03	0.05	Alonso et al. (1994)
HD 82328	2190	438	1.97	0.05	Alonso et al. (1994)
HD 82328	2200	440	2.02	0.05	Johnson et al. (1966)
HD 82328	Johnson	B	3.61	0.05	Miczaika (1954)
HD 82328	Johnson	B	3.63	0.05	Naur (1955)

Table 8—Continued

Object HD	System / Wavelength	Bandpass Bandwidth	Value (mag)	Error (mag)	Reference
HD 82328	Johnson	B	3.63	0.05	Roman (1955)
HD 82328	Johnson	B	3.63	0.05	Bouigue (1959)
HD 82328	Johnson	B	3.64	0.05	Ljunggren & Oja (1965)
HD 82328	Johnson	B	3.64	0.05	Johnson et al. (1966)
HD 82328	Johnson	B	3.64	0.05	Johnson et al. (1966)
HD 82328	Johnson	B	3.64	0.05	Johnson et al. (1966)
HD 82328	Johnson	B	3.63	0.05	Cowley et al. (1967)
HD 82328	Johnson	B	3.64	0.05	Mermilliod (1986)
HD 82328	Johnson	I	2.47	0.05	Johnson et al. (1966)
HD 82328	Johnson	J	2.28	0.05	Johnson et al. (1966)
HD 82328	Johnson	K	2.02	0.05	Johnson et al. (1966)
HD 82328	Johnson	R	2.74	0.05	Johnson et al. (1966)
HD 82328	Johnson	U	3.63	0.05	Naur (1955)
HD 82328	Johnson	U	3.65	0.05	Roman (1955)
HD 82328	Johnson	U	3.67	0.05	Johnson et al. (1966)
HD 82328	Johnson	U	3.67	0.05	Johnson et al. (1966)
HD 82328	Johnson	U	3.67	0.05	Johnson et al. (1966)
HD 82328	Johnson	U	3.65	0.05	Cowley et al. (1967)
HD 82328	Johnson	U	3.66	0.05	Mermilliod (1986)
HD 82328	Johnson	V	3.14	0.05	Miczaika (1954)
HD 82328	Johnson	V	3.17	0.05	Naur (1955)
HD 82328	Johnson	V	3.16	0.05	Roman (1955)
HD 82328	Johnson	V	3.19	0.05	Bouigue (1959)
HD 82328	Johnson	V	3.17	0.05	Ljunggren & Oja (1965)
HD 82328	Johnson	V	3.18	0.05	Johnson et al. (1966)
HD 82328	Johnson	V	3.18	0.05	Johnson et al. (1966)
HD 82328	Johnson	V	3.18	0.05	Johnson et al. (1966)
HD 82328	Johnson	V	3.16	0.05	Cowley et al. (1967)
HD 82328	Johnson	V	3.18	0.05	Mermilliod (1986)
HD 82328	Stromgren	b	3.51	0.08	Crawford et al. (1966)
HD 82328	Stromgren	b	3.51	0.08	Crawford & Barnes (1970)
HD 82328	Stromgren	b	3.51	0.08	Schuster & Nissen (1988)
HD 82328	Stromgren	b	3.51	0.08	Hauck & Mermilliod (1998b)
HD 82328	Stromgren	u	4.91	0.08	Crawford et al. (1966)
HD 82328	Stromgren	u	4.91	0.08	Crawford & Barnes (1970)
HD 82328	Stromgren	u	4.91	0.08	Schuster & Nissen (1988)
HD 82328	Stromgren	u	4.91	0.08	Hauck & Mermilliod (1998b)
HD 82328	Stromgren	v	3.98	0.08	Crawford et al. (1966)
HD 82328	Stromgren	v	3.98	0.08	Crawford & Barnes (1970)
HD 82328	Stromgren	v	3.98	0.08	Schuster & Nissen (1988)
HD 82328	Stromgren	v	3.98	0.08	Hauck & Mermilliod (1998b)
HD 82328	Stromgren	y	3.20	0.08	Crawford et al. (1966)
HD 82328	Stromgren	y	3.20	0.08	Crawford & Barnes (1970)
HD 82328	Stromgren	y	3.20	0.08	Schuster & Nissen (1988)
HD 82328	Stromgren	y	3.20	0.08	Hauck & Mermilliod (1998b)
HD 82885		250	4.14	0.05	Arribas & Martinez Roger (1989)
HD 82885		1650	3.77	0.05	Arribas & Martinez Roger (1989)
HD 82885		2200	3.70	0.05	Arribas & Martinez Roger (1989)
HD 82885		3400	3.57	0.05	Arribas & Martinez Roger (1989)
HD 82885	Geneva	B	5.42	0.08	Rufener (1976)
HD 82885	Geneva	B1	6.60	0.08	Rufener (1976)
HD 82885	Geneva	B2	6.64	0.08	Rufener (1976)
HD 82885	Geneva	G	6.42	0.08	Rufener (1976)
HD 82885	Geneva	U	7.04	0.08	Rufener (1976)
HD 82885	Geneva	V	5.41	0.08	Rufener (1976)
HD 82885	Geneva	V1	6.16	0.08	Rufener (1976)
HD 82885	Johnson	B	6.22	0.05	Johnson & Morgan (1953)
HD 82885	Johnson	B	6.23	0.05	Miczaika (1954)
HD 82885	Johnson	B	6.18	0.05	Johnson & Harris (1954)
HD 82885	Johnson	B	6.25	0.05	Niconov et al. (1957)
HD 82885	Johnson	B	6.18	0.05	Serkowski (1961)
HD 82885	Johnson	B	6.17	0.05	Oja (1963)
HD 82885	Johnson	B	6.18	0.05	Argue (1963)
HD 82885	Johnson	B	6.19	0.05	Ljunggren & Oja (1965)
HD 82885	Johnson	B	6.18	0.05	Johnson et al. (1966)
HD 82885	Johnson	B	6.18	0.05	Johnson et al. (1966)

Table 8—Continued

Object HD	System / Wavelength	Bandpass Bandwidth	Value (mag)	Error (mag)	Reference
HD 82885	Johnson	B	6.18	0.05	Johnson et al. (1966)
HD 82885	Johnson	B	6.16	0.05	Argue (1966)
HD 82885	Johnson	B	6.18	0.05	Jerzykiewicz & Serkowski (1966)
HD 82885	Johnson	B	6.15	0.05	Cowley et al. (1967)
HD 82885	Johnson	B	6.18	0.05	Jennens & Helfer (1975)
HD 82885	Johnson	B	6.18	0.05	Moffett & Barnes (1979)
HD 82885	Johnson	B	6.11	0.05	Oja (1985a)
HD 82885	Johnson	B	6.20	0.05	Mermilliod (1986)
HD 82885	Johnson	I	4.42	0.05	Johnson et al. (1966)
HD 82885	Johnson	R	4.79	0.05	Johnson et al. (1966)
HD 82885	Johnson	U	6.66	0.05	Johnson & Morgan (1953)
HD 82885	Johnson	U	6.63	0.05	Johnson & Harris (1954)
HD 82885	Johnson	U	6.61	0.05	Argue (1963)
HD 82885	Johnson	U	6.62	0.05	Johnson et al. (1966)
HD 82885	Johnson	U	6.62	0.05	Johnson et al. (1966)
HD 82885	Johnson	U	6.62	0.05	Johnson et al. (1966)
HD 82885	Johnson	U	6.59	0.05	Argue (1966)
HD 82885	Johnson	U	6.59	0.05	Cowley et al. (1967)
HD 82885	Johnson	U	6.62	0.05	Jennens & Helfer (1975)
HD 82885	Johnson	U	6.56	0.05	Oja (1985a)
HD 82885	Johnson	U	6.63	0.05	Mermilliod (1986)
HD 82885	Johnson	V	5.47	0.05	Johnson & Morgan (1953)
HD 82885	Johnson	V	5.48	0.05	Miczaika (1954)
HD 82885	Johnson	V	5.41	0.05	Johnson & Harris (1954)
HD 82885	Johnson	V	5.46	0.05	Niconov et al. (1957)
HD 82885	Johnson	V	5.41	0.05	Serkowski (1961)
HD 82885	Johnson	V	5.38	0.05	Oja (1963)
HD 82885	Johnson	V	5.41	0.05	Argue (1963)
HD 82885	Johnson	V	5.42	0.05	Ljunggren & Oja (1965)
HD 82885	Johnson	V	5.41	0.05	Johnson et al. (1966)
HD 82885	Johnson	V	5.41	0.05	Johnson et al. (1966)
HD 82885	Johnson	V	5.41	0.05	Johnson et al. (1966)
HD 82885	Johnson	V	5.39	0.05	Argue (1966)
HD 82885	Johnson	V	5.41	0.05	Jerzykiewicz & Serkowski (1966)
HD 82885	Johnson	V	5.39	0.05	Cowley et al. (1967)
HD 82885	Johnson	V	5.41	0.05	Jennens & Helfer (1975)
HD 82885	Johnson	V	5.40	0.05	Moffett & Barnes (1979)
HD 82885	Johnson	V	5.34	0.05	Oja (1985a)
HD 82885	Johnson	V	5.43	0.05	Mermilliod (1986)
HD 82885	Stromgren	b	5.88	0.08	Crawford & Barnes (1970)
HD 82885	Stromgren	b	5.88	0.08	Philip & Philip (1973)
HD 82885	Stromgren	b	5.88	0.08	Reglero et al. (1987)
HD 82885	Stromgren	b	5.88	0.08	Fabregat & Reglero (1990)
HD 82885	Stromgren	b	5.88	0.08	Reglero & Fabregat (1991)
HD 82885	Stromgren	b	5.88	0.08	Stetson (1991)
HD 82885	Stromgren	b	5.88	0.08	Olsen (1993)
HD 82885	Stromgren	b	5.88	0.08	Hauck & Mermilliod (1998b)
HD 82885	Stromgren	u	7.81	0.08	Crawford & Barnes (1970)
HD 82885	Stromgren	u	7.81	0.08	Philip & Philip (1973)
HD 82885	Stromgren	u	7.82	0.08	Reglero et al. (1987)
HD 82885	Stromgren	u	7.82	0.08	Fabregat & Reglero (1990)
HD 82885	Stromgren	u	7.81	0.08	Reglero & Fabregat (1991)
HD 82885	Stromgren	u	7.81	0.08	Stetson (1991)
HD 82885	Stromgren	u	7.85	0.08	Olsen (1993)
HD 82885	Stromgren	u	7.81	0.08	Hauck & Mermilliod (1998b)
HD 82885	Stromgren	v	6.66	0.08	Crawford & Barnes (1970)
HD 82885	Stromgren	v	6.66	0.08	Philip & Philip (1973)
HD 82885	Stromgren	v	6.67	0.08	Reglero et al. (1987)
HD 82885	Stromgren	v	6.66	0.08	Fabregat & Reglero (1990)
HD 82885	Stromgren	v	6.67	0.08	Reglero & Fabregat (1991)
HD 82885	Stromgren	v	6.66	0.08	Stetson (1991)
HD 82885	Stromgren	v	6.68	0.08	Olsen (1993)
HD 82885	Stromgren	v	6.66	0.08	Hauck & Mermilliod (1998b)
HD 82885	Stromgren	y	5.41	0.08	Crawford & Barnes (1970)
HD 82885	Stromgren	y	5.41	0.08	Philip & Philip (1973)
HD 82885	Stromgren	y	5.41	0.08	Reglero et al. (1987)

Table 8—Continued

Object HD	System / Wavelength	Bandpass Bandwidth	Value (mag)	Error (mag)	Reference
HD 82885	Stromgren	y	5.41	0.08	Fabregat & Reglero (1990)
HD 82885	Stromgren	y	5.41	0.08	Reglero & Fabregat (1991)
HD 82885	Stromgren	y	5.41	0.08	Stetson (1991)
HD 82885	Stromgren	y	5.41	0.08	Olsen (1993)
HD 82885	Stromgren	y	5.41	0.08	Hauck & Mermilliod (1998b)
HD 86728	Geneva	B	5.26	0.08	Rufener (1976)
HD 86728	Geneva	B1	6.37	0.08	Rufener (1976)
HD 86728	Geneva	B2	6.54	0.08	Rufener (1976)
HD 86728	Geneva	G	6.42	0.08	Rufener (1976)
HD 86728	Geneva	U	6.73	0.08	Rufener (1976)
HD 86728	Geneva	V	5.39	0.08	Rufener (1976)
HD 86728	Geneva	V1	6.14	0.08	Rufener (1976)
HD 86728	Johnson	B	6.01	0.05	Roman (1955)
HD 86728	Johnson	B	6.00	0.05	Wallerstein & Helfer (1961)
HD 86728	Johnson	B	6.02	0.05	Marlborough (1964)
HD 86728	Johnson	B	6.01	0.05	Johnson et al. (1966)
HD 86728	Johnson	B	6.03	0.05	Cowley et al. (1967)
HD 86728	Johnson	B	6.03	0.05	Mermilliod (1986)
HD 86728	Johnson	U	6.29	0.05	Roman (1955)
HD 86728	Johnson	U	6.22	0.05	Wallerstein & Helfer (1961)
HD 86728	Johnson	U	6.28	0.05	Marlborough (1964)
HD 86728	Johnson	U	6.29	0.05	Johnson et al. (1966)
HD 86728	Johnson	U	6.29	0.05	Cowley et al. (1967)
HD 86728	Johnson	U	6.30	0.05	Mermilliod (1986)
HD 86728	Johnson	V	5.35	0.05	Roman (1955)
HD 86728	Johnson	V	5.37	0.05	Wallerstein & Helfer (1961)
HD 86728	Johnson	V	5.37	0.05	Marlborough (1964)
HD 86728	Johnson	V	5.35	0.05	Johnson et al. (1966)
HD 86728	Johnson	V	5.38	0.05	Cowley et al. (1967)
HD 86728	Johnson	V	5.38	0.05	Mermilliod (1986)
HD 86728	Stromgren	b	5.82	0.08	Crawford et al. (1966)
HD 86728	Stromgren	b	5.82	0.08	Crawford & Barnes (1970)
HD 86728	Stromgren	b	5.82	0.08	Philip & Philip (1973)
HD 86728	Stromgren	b	5.81	0.08	Reglero et al. (1987)
HD 86728	Stromgren	b	5.82	0.08	Fabregat & Reglero (1990)
HD 86728	Stromgren	b	5.81	0.08	Stetson (1991)
HD 86728	Stromgren	b	5.82	0.08	Taylor & Jøner (1992)
HD 86728	Stromgren	b	5.82	0.08	Olsen (1993)
HD 86728	Stromgren	b	5.83	0.08	Olsen (1993)
HD 86728	Stromgren	b	5.82	0.08	Olsen (1994a)
HD 86728	Stromgren	b	5.82	0.08	Olsen (1994b)
HD 86728	Stromgren	b	5.82	0.08	Hauck & Mermilliod (1998b)
HD 86728	Stromgren	u	7.50	0.08	Crawford et al. (1966)
HD 86728	Stromgren	u	7.50	0.08	Crawford & Barnes (1970)
HD 86728	Stromgren	u	7.49	0.08	Philip & Philip (1973)
HD 86728	Stromgren	u	7.51	0.08	Reglero et al. (1987)
HD 86728	Stromgren	u	7.50	0.08	Fabregat & Reglero (1990)
HD 86728	Stromgren	u	7.51	0.08	Stetson (1991)
HD 86728	Stromgren	u	7.52	0.08	Olsen (1993)
HD 86728	Stromgren	u	7.52	0.08	Olsen (1993)
HD 86728	Stromgren	u	7.51	0.08	Olsen (1994a)
HD 86728	Stromgren	u	7.50	0.08	Olsen (1994b)
HD 86728	Stromgren	u	7.51	0.08	Hauck & Mermilliod (1998b)
HD 86728	Stromgren	v	6.47	0.08	Crawford et al. (1966)
HD 86728	Stromgren	v	6.47	0.08	Crawford & Barnes (1970)
HD 86728	Stromgren	v	6.46	0.08	Philip & Philip (1973)
HD 86728	Stromgren	v	6.46	0.08	Reglero et al. (1987)
HD 86728	Stromgren	v	6.47	0.08	Fabregat & Reglero (1990)
HD 86728	Stromgren	v	6.46	0.08	Stetson (1991)
HD 86728	Stromgren	v	6.47	0.08	Olsen (1993)
HD 86728	Stromgren	v	6.48	0.08	Olsen (1993)
HD 86728	Stromgren	v	6.47	0.08	Olsen (1994a)
HD 86728	Stromgren	v	6.47	0.08	Olsen (1994b)
HD 86728	Stromgren	v	6.47	0.08	Hauck & Mermilliod (1998b)
HD 86728	Stromgren	y	5.40	0.08	Crawford et al. (1966)
HD 86728	Stromgren	y	5.40	0.08	Crawford & Barnes (1970)



Table 8—Continued

Object HD	System / Wavelength	Bandpass Bandwidth	Value (mag)	Error (mag)	Reference
HD 86728	Stromgren	y	5.40	0.08	Philip & Philip (1973)
HD 86728	Stromgren	y	5.40	0.08	Reglero et al. (1987)
HD 86728	Stromgren	y	5.40	0.08	Fabregat & Reglero (1990)
HD 86728	Stromgren	y	5.40	0.08	Stetson (1991)
HD 86728	Stromgren	y	5.40	0.08	Taylor & Jonev (1992)
HD 86728	Stromgren	y	5.40	0.08	Olsen (1993)
HD 86728	Stromgren	y	5.40	0.08	Olsen (1993)
HD 86728	Stromgren	y	5.40	0.08	Olsen (1994a)
HD 86728	Stromgren	y	5.40	0.08	Olsen (1994b)
HD 86728	Stromgren	y	5.40	0.08	Hauck & Mermilliod (1998b)
HD 90839	1250	250	3.84	0.05	Aumann & Probst (1991)
HD 90839	1650	330	3.58	0.05	Aumann & Probst (1991)
HD 90839	2200	440	3.54	0.05	Aumann & Probst (1991)
HD 90839	3400	680	3.53	0.05	Aumann & Probst (1991)
HD 90839	Geneva	B	4.52	0.08	Rufener (1976)
HD 90839	Geneva	B1	5.55	0.08	Rufener (1976)
HD 90839	Geneva	B2	5.87	0.08	Rufener (1976)
HD 90839	Geneva	G	5.91	0.08	Rufener (1976)
HD 90839	Geneva	U	5.76	0.08	Rufener (1976)
HD 90839	Geneva	V	4.84	0.08	Rufener (1976)
HD 90839	Geneva	V1	5.58	0.08	Rufener (1976)
HD 90839	Johnson	B	5.33	0.05	Johnson & Morgan (1953)
HD 90839	Johnson	B	5.33	0.05	Johnson (1953)
HD 90839	Johnson	B	5.34	0.05	Niconov et al. (1957)
HD 90839	Johnson	B	5.36	0.05	Serkowski (1961)
HD 90839	Johnson	B	5.35	0.05	Oja (1963)
HD 90839	Johnson	B	5.37	0.05	Ljunggren & Oja (1965)
HD 90839	Johnson	B	5.36	0.05	Johnson et al. (1966)
HD 90839	Johnson	B	5.36	0.05	Johnson et al. (1966)
HD 90839	Johnson	B	5.36	0.05	Johnson et al. (1966)
HD 90839	Johnson	B	5.34	0.05	Argue (1966)
HD 90839	Johnson	B	5.35	0.05	Jerzykiewicz & Serkowski (1966)
HD 90839	Johnson	B	5.35	0.05	Moffett & Barnes (1979)
HD 90839	Johnson	B	5.33	0.05	Mermilliod (1986)
HD 90839	Johnson	I	4.08	0.05	Johnson et al. (1966)
HD 90839	Johnson	R	4.36	0.05	Johnson et al. (1966)
HD 90839	Johnson	U	5.33	0.05	Johnson & Morgan (1953)
HD 90839	Johnson	U	5.33	0.05	Johnson (1953)
HD 90839	Johnson	U	5.35	0.05	Johnson et al. (1966)
HD 90839	Johnson	U	5.35	0.05	Johnson et al. (1966)
HD 90839	Johnson	U	5.35	0.05	Johnson et al. (1966)
HD 90839	Johnson	U	5.33	0.05	Argue (1966)
HD 90839	Johnson	U	5.33	0.05	Mermilliod (1986)
HD 90839	Johnson	V	4.82	0.05	Johnson & Morgan (1953)
HD 90839	Johnson	V	4.82	0.05	Johnson (1953)
HD 90839	Johnson	V	4.82	0.05	Niconov et al. (1957)
HD 90839	Johnson	V	4.84	0.05	Serkowski (1961)
HD 90839	Johnson	V	4.84	0.05	Oja (1963)
HD 90839	Johnson	V	4.84	0.05	Ljunggren & Oja (1965)
HD 90839	Johnson	V	4.84	0.05	Johnson et al. (1966)
HD 90839	Johnson	V	4.84	0.05	Johnson et al. (1966)
HD 90839	Johnson	V	4.84	0.05	Johnson et al. (1966)
HD 90839	Johnson	V	4.82	0.05	Argue (1966)
HD 90839	Johnson	V	4.84	0.05	Jerzykiewicz & Serkowski (1966)
HD 90839	Johnson	V	4.83	0.05	Moffett & Barnes (1979)
HD 90839	Johnson	V	4.82	0.05	Mermilliod (1986)
HD 90839	Stromgren	b	5.17	0.08	Crawford et al. (1966)
HD 90839	Stromgren	b	5.17	0.08	Crawford & Barnes (1970)
HD 90839	Stromgren	b	5.17	0.08	Fabregat & Reglero (1990)
HD 90839	Stromgren	b	5.17	0.08	Hauck & Mermilliod (1998b)
HD 90839	Stromgren	u	6.53	0.08	Crawford et al. (1966)
HD 90839	Stromgren	u	6.53	0.08	Crawford & Barnes (1970)
HD 90839	Stromgren	u	6.53	0.08	Fabregat & Reglero (1990)
HD 90839	Stromgren	u	6.53	0.08	Hauck & Mermilliod (1998b)
HD 90839	Stromgren	v	5.69	0.08	Crawford et al. (1966)
HD 90839	Stromgren	v	5.69	0.08	Crawford & Barnes (1970)

Table 8—Continued

Object HD	System / Wavelength	Bandpass Bandwidth	Value (mag)	Error (mag)	Reference
HD 90839	Stromgren	v	5.68	0.08	Fabregat & Reglero (1990)
HD 90839	Stromgren	v	5.68	0.08	Hauck & Mermilliod (1998b)
HD 90839	Stromgren	y	4.83	0.08	Crawford et al. (1966)
HD 90839	Stromgren	y	4.83	0.08	Crawford & Barnes (1970)
HD 90839	Stromgren	y	4.83	0.08	Fabregat & Reglero (1990)
HD 90839	Stromgren	y	4.83	0.08	Hauck & Mermilliod (1998b)
HD 95418	1250	250	2.35	0.05	Johnson et al. (1966)
HD 95418	2200	440	2.35	0.05	Johnson et al. (1966)
HD 95418	Geneva	B	1.40	0.08	Rufener (1976)
HD 95418	Geneva	B1	2.29	0.08	Rufener (1976)
HD 95418	Geneva	B2	2.92	0.08	Rufener (1976)
HD 95418	Geneva	G	3.57	0.08	Rufener (1976)
HD 95418	Geneva	U	2.91	0.08	Rufener (1976)
HD 95418	Geneva	V	2.37	0.08	Rufener (1976)
HD 95418	Geneva	V1	3.07	0.08	Rufener (1976)
HD 95418	Johnson	B	2.37	0.05	Miczaika (1954)
HD 95418	Johnson	B	2.34	0.05	Johnson & Knuckles (1957)
HD 95418	Johnson	B	2.33	0.05	Häggkvist & Oja (1966)
HD 95418	Johnson	B	2.35	0.05	Johnson et al. (1966)
HD 95418	Johnson	B	2.35	0.05	Johnson et al. (1966)
HD 95418	Johnson	B	2.35	0.05	Johnson et al. (1966)
HD 95418	Johnson	B	2.34	0.05	Mermilliod (1986)
HD 95418	Johnson	I	2.35	0.05	Johnson et al. (1966)
HD 95418	Johnson	J	2.35	0.05	Johnson et al. (1966)
HD 95418	Johnson	K	2.35	0.05	Johnson et al. (1966)
HD 95418	Johnson	R	2.31	0.05	Johnson et al. (1966)
HD 95418	Johnson	U	2.36	0.05	Johnson & Knuckles (1957)
HD 95418	Johnson	U	2.35	0.05	Johnson et al. (1966)
HD 95418	Johnson	U	2.35	0.05	Johnson et al. (1966)
HD 95418	Johnson	U	2.35	0.05	Johnson et al. (1966)
HD 95418	Johnson	U	2.36	0.05	Mermilliod (1986)
HD 95418	Johnson	V	2.40	0.05	Miczaika (1954)
HD 95418	Johnson	V	2.36	0.05	Johnson & Knuckles (1957)
HD 95418	Johnson	V	2.35	0.05	Häggkvist & Oja (1966)
HD 95418	Johnson	V	2.37	0.05	Johnson et al. (1966)
HD 95418	Johnson	V	2.37	0.05	Johnson et al. (1966)
HD 95418	Johnson	V	2.37	0.05	Johnson et al. (1966)
HD 95418	Johnson	V	2.36	0.05	Mermilliod (1986)
HD 95418	Stromgren	b	2.34	0.08	Crawford et al. (1966)
HD 95418	Stromgren	b	2.33	0.08	Cameron (1966)
HD 95418	Stromgren	b	2.35	0.08	Perry (1969)
HD 95418	Stromgren	b	2.34	0.08	Crawford & Barnes (1969)
HD 95418	Stromgren	b	2.34	0.08	Johansen & Gyldenkerne (1970)
HD 95418	Stromgren	b	2.34	0.08	Crawford et al. (1972)
HD 95418	Stromgren	b	2.34	0.08	Hauck & Mermilliod (1998b)
HD 95418	Stromgren	u	3.73	0.08	Crawford et al. (1966)
HD 95418	Stromgren	u	3.72	0.08	Cameron (1966)
HD 95418	Stromgren	u	3.73	0.08	Perry (1969)
HD 95418	Stromgren	u	3.73	0.08	Crawford & Barnes (1969)
HD 95418	Stromgren	u	3.69	0.08	Johansen & Gyldenkerne (1970)
HD 95418	Stromgren	u	3.74	0.08	Crawford et al. (1972)
HD 95418	Stromgren	u	3.73	0.08	Hauck & Mermilliod (1998b)
HD 95418	Stromgren	v	2.49	0.08	Crawford et al. (1966)
HD 95418	Stromgren	v	2.49	0.08	Cameron (1966)
HD 95418	Stromgren	v	2.49	0.08	Perry (1969)
HD 95418	Stromgren	v	2.49	0.08	Crawford & Barnes (1969)
HD 95418	Stromgren	v	2.47	0.08	Johansen & Gyldenkerne (1970)
HD 95418	Stromgren	v	2.50	0.08	Crawford et al. (1972)
HD 95418	Stromgren	v	2.49	0.08	Hauck & Mermilliod (1998b)
HD 95418	Stromgren	y	2.35	0.08	Crawford et al. (1966)
HD 95418	Stromgren	y	2.35	0.08	Cameron (1966)
HD 95418	Stromgren	y	2.35	0.08	Perry (1969)
HD 95418	Stromgren	y	2.35	0.08	Crawford & Barnes (1969)
HD 95418	Stromgren	y	2.35	0.08	Johansen & Gyldenkerne (1970)
HD 95418	Stromgren	y	2.35	0.08	Crawford et al. (1972)
HD 95418	Stromgren	y	2.35	0.08	Hauck & Mermilliod (1998b)

Table 8—Continued

Object HD	System / Wavelength	Bandpass Bandwidth	Value (mag)	Error (mag)	Reference
HD 97603	1200	240	2.33	0.05	Glass (1974)
HD 97603	1250	250	2.29	0.05	Johnson et al. (1966)
HD 97603	1250	250	2.38	0.05	Guetter (1979)
HD 97603	1250	250	2.33	0.05	Carter (1990)
HD 97603	1600	320	2.27	0.05	Glass (1974)
HD 97603	1600	320	2.33	0.05	Guetter (1979)
HD 97603	1650	330	2.26	0.05	Carter (1990)
HD 97603	2200	440	2.25	0.05	Johnson et al. (1966)
HD 97603	2200	440	2.27	0.05	Glass (1974)
HD 97603	2200	440	2.30	0.05	Guetter (1979)
HD 97603	2200	440	2.25	0.05	Carter (1990)
HD 97603	3400	680	2.29	0.05	Glass (1974)
HD 97603	3400	680	2.17	0.05	Guetter (1979)
HD 97603	3400	680	2.22	0.05	Carter (1990)
HD 97603	Geneva	B	1.78	0.08	Rufener (1976)
HD 97603	Geneva	B1	2.71	0.08	Rufener (1976)
HD 97603	Geneva	B2	3.25	0.08	Rufener (1976)
HD 97603	Geneva	G	3.76	0.08	Rufener (1976)
HD 97603	Geneva	U	3.38	0.08	Rufener (1976)
HD 97603	Geneva	V	2.58	0.08	Rufener (1976)
HD 97603	Geneva	V1	3.30	0.08	Rufener (1976)
HD 97603	Johnson	B	2.68	0.05	Miczaika (1954)
HD 97603	Johnson	B	2.68	0.05	Johnson & Knuckles (1957)
HD 97603	Johnson	B	2.65	0.05	Bouigue (1959)
HD 97603	Johnson	B	2.67	0.05	Johnson (1964)
HD 97603	Johnson	B	2.71	0.05	Häggkvist & Oja (1966)
HD 97603	Johnson	B	2.68	0.05	Johnson et al. (1966)
HD 97603	Johnson	B	2.68	0.05	Johnson et al. (1966)
HD 97603	Johnson	B	2.68	0.05	Johnson et al. (1966)
HD 97603	Johnson	B	2.72	0.05	van den Bergh (1967)
HD 97603	Johnson	B	2.68	0.05	Mermilliod (1986)
HD 97603	Johnson	H	2.27	0.05	Glass (1974)
HD 97603	Johnson	I	2.40	0.05	Johnson et al. (1966)
HD 97603	Johnson	I	2.57	0.04	Neugebauer & Leighton (1969b)
HD 97603	Johnson	J	2.29	0.05	Johnson et al. (1966)
HD 97603	Johnson	J	2.33	0.05	Glass (1974)
HD 97603	Johnson	K	2.25	0.05	Johnson et al. (1966)
HD 97603	Johnson	K	2.24	0.06	Neugebauer & Leighton (1969b)
HD 97603	Johnson	K	2.27	0.05	Glass (1974)
HD 97603	Johnson	L	2.29	0.05	Glass (1974)
HD 97603	Johnson	R	2.43	0.05	Johnson et al. (1966)
HD 97603	Johnson	U	2.80	0.05	Johnson & Knuckles (1957)
HD 97603	Johnson	U	2.79	0.05	Johnson (1964)
HD 97603	Johnson	U	2.79	0.05	Johnson et al. (1966)
HD 97603	Johnson	U	2.79	0.05	Johnson et al. (1966)
HD 97603	Johnson	U	2.80	0.05	Johnson et al. (1966)
HD 97603	Johnson	U	2.82	0.05	van den Bergh (1967)
HD 97603	Johnson	U	2.80	0.05	Mermilliod (1986)
HD 97603	Johnson	V	2.57	0.05	Miczaika (1954)
HD 97603	Johnson	V	2.55	0.05	Johnson & Knuckles (1957)
HD 97603	Johnson	V	2.55	0.05	Bouigue (1959)
HD 97603	Johnson	V	2.55	0.05	Johnson (1964)
HD 97603	Johnson	V	2.56	0.05	Häggkvist & Oja (1966)
HD 97603	Johnson	V	2.56	0.05	Johnson et al. (1966)
HD 97603	Johnson	V	2.56	0.05	Johnson et al. (1966)
HD 97603	Johnson	V	2.56	0.05	Johnson et al. (1966)
HD 97603	Johnson	V	2.57	0.05	van den Bergh (1967)
HD 97603	Johnson	V	2.55	0.05	Mermilliod (1986)
HD 97603	Stromgren	b	2.63	0.08	Crawford et al. (1966)
HD 97603	Stromgren	b	2.62	0.08	Barry (1969)
HD 97603	Stromgren	b	2.63	0.08	Hauck & Mermilliod (1998b)
HD 97603	Stromgren	u	4.19	0.08	Crawford et al. (1966)
HD 97603	Stromgren	u	4.19	0.08	Barry (1969)
HD 97603	Stromgren	u	4.19	0.08	Hauck & Mermilliod (1998b)
HD 97603	Stromgren	v	2.89	0.08	Crawford et al. (1966)
HD 97603	Stromgren	v	2.89	0.08	Barry (1969)

Table 8—Continued

Object HD	System / Wavelength	Bandpass Bandwidth	Value (mag)	Error (mag)	Reference
HD 97603	Stromgren	v	2.89	0.08	Hauck & Mermilliod (1998b)
HD 97603	Stromgren	y	2.56	0.08	Crawford et al. (1966)
HD 97603	Stromgren	y	2.56	0.08	Barry (1969)
HD 97603	Stromgren	y	2.56	0.08	Hauck & Mermilliod (1998b)
HD 101501	1250	250	4.04	0.05	Johnson (1965b)
HD 101501	1250	250	3.99	0.05	Johnson et al. (1966)
HD 101501	1250	250	4.02	0.05	Johnson et al. (1968)
HD 101501	1650	330	3.61	0.05	Johnson et al. (1968)
HD 101501	2200	440	3.64	0.05	Johnson (1965b)
HD 101501	2200	440	3.60	0.05	Johnson et al. (1966)
HD 101501	2200	440	3.60	0.05	Johnson et al. (1968)
HD 101501	3500	700	3.56	0.05	Johnson et al. (1968)
HD 101501	Geneva	B	5.27	0.08	Rufener (1976)
HD 101501	Geneva	B1	6.40	0.08	Rufener (1976)
HD 101501	Geneva	B2	6.53	0.08	Rufener (1976)
HD 101501	Geneva	G	6.34	0.08	Rufener (1976)
HD 101501	Geneva	U	6.72	0.08	Rufener (1976)
HD 101501	Geneva	V	5.32	0.08	Rufener (1976)
HD 101501	Geneva	V1	6.08	0.08	Rufener (1976)
HD 101501	Johnson	B	6.02	0.05	Johnson & Morgan (1953)
HD 101501	Johnson	B	6.05	0.05	Niconov et al. (1957)
HD 101501	Johnson	B	6.05	0.05	Argue (1963)
HD 101501	Johnson	B	6.07	0.05	Johnson (1965b)
HD 101501	Johnson	B	6.08	0.05	Johnson et al. (1966)
HD 101501	Johnson	B	6.08	0.05	Johnson et al. (1966)
HD 101501	Johnson	B	6.08	0.05	Johnson et al. (1966)
HD 101501	Johnson	B	6.02	0.05	Fernie (1969)
HD 101501	Johnson	B	6.03	0.05	Fernie et al. (1971)
HD 101501	Johnson	B	6.03	0.05	Penston (1973)
HD 101501	Johnson	B	6.08	0.05	Jennens & Helfer (1975)
HD 101501	Johnson	B	6.04	0.05	Moffett & Barnes (1979)
HD 101501	Johnson	B	6.03	0.05	Mermilliod (1986)
HD 101501	Johnson	H	3.61	0.05	Johnson et al. (1968)
HD 101501	Johnson	I	4.37	0.05	Johnson et al. (1966)
HD 101501	Johnson	J	3.99	0.05	Johnson et al. (1966)
HD 101501	Johnson	J	4.02	0.05	Johnson et al. (1968)
HD 101501	Johnson	K	3.60	0.05	Johnson et al. (1966)
HD 101501	Johnson	K	3.60	0.05	Johnson et al. (1968)
HD 101501	Johnson	L	3.56	0.05	Johnson et al. (1968)
HD 101501	Johnson	R	4.73	0.05	Johnson et al. (1966)
HD 101501	Johnson	U	6.29	0.05	Johnson & Morgan (1953)
HD 101501	Johnson	U	6.31	0.05	Argue (1963)
HD 101501	Johnson	U	6.31	0.05	Johnson (1965b)
HD 101501	Johnson	U	6.31	0.05	Johnson et al. (1966)
HD 101501	Johnson	U	6.31	0.05	Johnson et al. (1966)
HD 101501	Johnson	U	6.27	0.05	Fernie (1969)
HD 101501	Johnson	U	6.29	0.05	Fernie et al. (1971)
HD 101501	Johnson	U	6.31	0.05	Penston (1973)
HD 101501	Johnson	U	6.31	0.05	Jennens & Helfer (1975)
HD 101501	Johnson	U	6.29	0.05	Mermilliod (1986)
HD 101501	Johnson	V	5.33	0.05	Johnson & Morgan (1953)
HD 101501	Johnson	V	5.35	0.05	Niconov et al. (1957)
HD 101501	Johnson	V	5.32	0.05	Argue (1963)
HD 101501	Johnson	V	5.35	0.05	Johnson (1965b)
HD 101501	Johnson	V	5.34	0.05	Johnson et al. (1966)
HD 101501	Johnson	V	5.34	0.05	Johnson et al. (1966)
HD 101501	Johnson	V	5.34	0.05	Johnson et al. (1966)
HD 101501	Johnson	V	5.31	0.05	Fernie (1969)
HD 101501	Johnson	V	5.32	0.05	Fernie et al. (1971)
HD 101501	Johnson	V	5.31	0.05	Penston (1973)
HD 101501	Johnson	V	5.34	0.05	Jennens & Helfer (1975)
HD 101501	Johnson	V	5.31	0.05	Moffett & Barnes (1979)
HD 101501	Johnson	V	5.33	0.05	Mermilliod (1986)
HD 101501	Stromgren	b	5.76	0.08	Olsen (1983)
HD 101501	Stromgren	b	5.76	0.08	Fabregat & Reglero (1990)

Table 8—Continued

Object HD	System / Wavelength	Bandpass Bandwidth	Value (mag)	Error (mag)	Reference
HD 101501	Stromgren	b	5.77	0.08	Olsen (1993)
HD 101501	Stromgren	b	5.76	0.08	Hauck & Mermilliod (1998b)
HD 101501	Stromgren	u	7.50	0.08	Olsen (1983)
HD 101501	Stromgren	u	7.47	0.08	Fabregat & Reglero (1990)
HD 101501	Stromgren	u	7.47	0.08	Olsen (1993)
HD 101501	Stromgren	u	7.49	0.08	Hauck & Mermilliod (1998b)
HD 101501	Stromgren	v	6.48	0.08	Olsen (1983)
HD 101501	Stromgren	v	6.48	0.08	Fabregat & Reglero (1990)
HD 101501	Stromgren	v	6.47	0.08	Olsen (1993)
HD 101501	Stromgren	v	6.48	0.08	Hauck & Mermilliod (1998b)
HD 101501	Stromgren	y	5.32	0.08	Olsen (1983)
HD 101501	Stromgren	y	5.32	0.08	Fabregat & Reglero (1990)
HD 101501	Stromgren	y	5.32	0.08	Olsen (1993)
HD 101501	Stromgren	y	5.32	0.08	Hauck & Mermilliod (1998b)
HD 102870	1060	212	3.75	0.05	Irvine et al. (1968b)
HD 102870	1250	250	2.63	0.05	Johnson et al. (1966)
HD 102870	1250	250	2.63	0.05	Johnson et al. (1968)
HD 102870	1250	250	2.61	0.05	Aumann & Probst (1991)
HD 102870	1280	256	2.57	0.05	Alonso et al. (1994)
HD 102870	1650	330	2.35	0.05	Aumann & Probst (1991)
HD 102870	1650	330	2.35	0.05	Alonso et al. (1994)
HD 102870	2190	438	2.30	0.05	Alonso et al. (1994)
HD 102870	2200	440	2.33	0.05	Johnson et al. (1966)
HD 102870	2200	440	2.33	0.05	Johnson et al. (1968)
HD 102870	2200	440	2.31	0.05	Aumann & Probst (1991)
HD 102870	3400	680	2.30	0.05	Aumann & Probst (1991)
HD 102870	Geneva	B	3.33	0.08	Rufener (1976)
HD 102870	Geneva	B1	4.38	0.08	Rufener (1976)
HD 102870	Geneva	B2	4.66	0.08	Rufener (1976)
HD 102870	Geneva	G	4.70	0.08	Rufener (1976)
HD 102870	Geneva	U	4.69	0.08	Rufener (1976)
HD 102870	Geneva	V	3.63	0.08	Rufener (1976)
HD 102870	Geneva	V1	4.37	0.08	Rufener (1976)
HD 102870	Johnson	B	4.17	0.05	Johnson & Morgan (1953)
HD 102870	Johnson	B	4.13	0.05	Miczaika (1954)
HD 102870	Johnson	B	4.16	0.05	Johnson & Harris (1954)
HD 102870	Johnson	B	4.15	0.05	Niconov et al. (1957)
HD 102870	Johnson	B	4.16	0.05	Arp (1958)
HD 102870	Johnson	B	4.18	0.05	Hogg (1958)
HD 102870	Johnson	B	4.16	0.05	Serkowski (1961)
HD 102870	Johnson	B	4.13	0.05	Gascoigne (1962)
HD 102870	Johnson	B	4.14	0.05	Cousins & Stoy (1962)
HD 102870	Johnson	B	4.18	0.05	Tift (1963)
HD 102870	Johnson	B	4.16	0.05	Johnson (1964)
HD 102870	Johnson	B	4.15	0.05	Häggkvist & Oja (1966)
HD 102870	Johnson	B	4.15	0.05	Johnson et al. (1966)
HD 102870	Johnson	B	4.15	0.05	Johnson et al. (1966)
HD 102870	Johnson	B	4.15	0.05	Johnson et al. (1966)
HD 102870	Johnson	B	4.16	0.05	Jerzykiewicz & Serkowski (1966)
HD 102870	Johnson	B	4.16	0.05	Gutierrez-Moreno & et al. (1966)
HD 102870	Johnson	B	4.19	0.05	van den Bergh (1967)
HD 102870	Johnson	B	4.18	0.05	Cowley et al. (1967)
HD 102870	Johnson	B	4.16	0.05	Gutierrez-Moreno & Moreno (1968)
HD 102870	Johnson	B	4.15	0.05	Moffett & Barnes (1979)
HD 102870	Johnson	B	4.16	0.05	Cousins (1984)
HD 102870	Johnson	B	4.15	0.05	Mermilliod (1986)
HD 102870	Johnson	I	2.84	0.05	Johnson et al. (1966)
HD 102870	Johnson	J	2.63	0.05	Johnson et al. (1966)
HD 102870	Johnson	K	2.33	0.05	Johnson et al. (1966)
HD 102870	Johnson	R	3.12	0.05	Johnson et al. (1966)
HD 102870	Johnson	U	4.27	0.05	Johnson & Morgan (1953)
HD 102870	Johnson	U	4.26	0.05	Johnson & Harris (1954)
HD 102870	Johnson	U	4.24	0.05	Hogg (1958)
HD 102870	Johnson	U	4.21	0.05	Cousins & Stoy (1962)
HD 102870	Johnson	U	4.28	0.05	Tift (1963)
HD 102870	Johnson	U	4.26	0.05	Johnson (1964)

Table 8—Continued

Object HD	System / Wavelength	Bandpass Bandwidth	Value (mag)	Error (mag)	Reference
HD 102870	Johnson	U	4.26	0.05	Johnson et al. (1966)
HD 102870	Johnson	U	4.26	0.05	Johnson et al. (1966)
HD 102870	Johnson	U	4.26	0.05	Johnson et al. (1966)
HD 102870	Johnson	U	4.28	0.05	Gutierrez-Moreno & et al. (1966)
HD 102870	Johnson	U	4.29	0.05	van den Bergh (1967)
HD 102870	Johnson	U	4.32	0.05	Cowley et al. (1967)
HD 102870	Johnson	U	4.25	0.05	Gutierrez-Moreno & Moreno (1968)
HD 102870	Johnson	U	4.24	0.05	Cousins (1984)
HD 102870	Johnson	U	4.26	0.05	Mermilliod (1986)
HD 102870	Johnson	V	3.63	0.05	Johnson & Morgan (1953)
HD 102870	Johnson	V	3.59	0.05	Miczaika (1954)
HD 102870	Johnson	V	3.61	0.05	Johnson & Harris (1954)
HD 102870	Johnson	V	3.63	0.05	Niconov et al. (1957)
HD 102870	Johnson	V	3.62	0.05	Arp (1958)
HD 102870	Johnson	V	3.62	0.05	Hogg (1958)
HD 102870	Johnson	V	3.61	0.05	Serkowski (1961)
HD 102870	Johnson	V	3.60	0.05	Gascoigne (1962)
HD 102870	Johnson	V	3.58	0.05	Cousins & Stoy (1962)
HD 102870	Johnson	V	3.62	0.05	Tift (1963)
HD 102870	Johnson	V	3.61	0.05	Johnson (1964)
HD 102870	Johnson	V	3.57	0.05	Häggkvist & Oja (1966)
HD 102870	Johnson	V	3.60	0.05	Johnson et al. (1966)
HD 102870	Johnson	V	3.60	0.05	Johnson et al. (1966)
HD 102870	Johnson	V	3.60	0.05	Johnson et al. (1966)
HD 102870	Johnson	V	3.61	0.05	Jerzykiewicz & Serkowski (1966)
HD 102870	Johnson	V	3.60	0.05	Gutierrez-Moreno & et al. (1966)
HD 102870	Johnson	V	3.62	0.05	van den Bergh (1967)
HD 102870	Johnson	V	3.63	0.05	Cowley et al. (1967)
HD 102870	Johnson	V	3.60	0.05	Gutierrez-Moreno & Moreno (1968)
HD 102870	Johnson	V	3.59	0.05	Moffett & Barnes (1979)
HD 102870	Johnson	V	3.60	0.05	Cousins (1984)
HD 102870	Johnson	V	3.60	0.05	Mermilliod (1986)
HD 102870	Stromgren	b	3.96	0.08	Crawford et al. (1966)
HD 102870	Stromgren	b	3.96	0.08	Crawford & Barnes (1970)
HD 102870	Stromgren	b	3.96	0.08	Stokes (1972b)
HD 102870	Stromgren	b	3.96	0.08	Grønbech et al. (1976)
HD 102870	Stromgren	b	3.96	0.08	Warren & Hesser (1977)
HD 102870	Stromgren	b	3.96	0.08	Olsen (1983)
HD 102870	Stromgren	b	3.96	0.08	Hauck & Mermilliod (1998b)
HD 102870	Stromgren	u	5.46	0.08	Crawford et al. (1966)
HD 102870	Stromgren	u	5.46	0.08	Crawford & Barnes (1970)
HD 102870	Stromgren	u	5.47	0.08	Stokes (1972b)
HD 102870	Stromgren	u	5.46	0.08	Grønbech et al. (1976)
HD 102870	Stromgren	u	5.45	0.08	Warren & Hesser (1977)
HD 102870	Stromgren	u	5.46	0.08	Olsen (1983)
HD 102870	Stromgren	u	5.46	0.08	Hauck & Mermilliod (1998b)
HD 102870	Stromgren	v	4.51	0.08	Crawford et al. (1966)
HD 102870	Stromgren	v	4.51	0.08	Crawford & Barnes (1970)
HD 102870	Stromgren	v	4.51	0.08	Stokes (1972b)
HD 102870	Stromgren	v	4.50	0.08	Grønbech et al. (1976)
HD 102870	Stromgren	v	4.51	0.08	Warren & Hesser (1977)
HD 102870	Stromgren	v	4.50	0.08	Olsen (1983)
HD 102870	Stromgren	v	4.51	0.08	Hauck & Mermilliod (1998b)
HD 102870	Stromgren	y	3.61	0.08	Crawford et al. (1966)
HD 102870	Stromgren	y	3.61	0.08	Crawford & Barnes (1970)
HD 102870	Stromgren	y	3.61	0.08	Stokes (1972b)
HD 102870	Stromgren	y	3.61	0.08	Grønbech et al. (1976)
HD 102870	Stromgren	y	3.61	0.08	Warren & Hesser (1977)
HD 102870	Stromgren	y	3.61	0.08	Olsen (1983)
HD 102870	Stromgren	y	3.61	0.08	Hauck & Mermilliod (1998b)
HD 103095	1200	240	4.87	0.05	Elias et al. (1982)
HD 103095	1250	250	4.94	0.05	Johnson et al. (1966)
HD 103095	1250	250	4.95	0.05	Johnson et al. (1968)
HD 103095	1250	250	4.89	0.05	Glass (1975)
HD 103095	1250	250	4.92	0.05	Frogel et al. (1978)
HD 103095	1250	250	4.88	0.05	Carney (1983a)

Table 8—Continued

Object HD	System / Wavelength	Bandpass Bandwidth	Value (mag)	Error (mag)	Reference
HD 103095	1250	250	4.91	0.05	Telesco & Gatley (1984)
HD 103095	1250	250	4.91	0.05	Telesco et al. (1985)
HD 103095	1250	250	4.91	0.05	Telesco et al. (1986)
HD 103095	1250	250	4.94	0.05	Arribas & Martinez Roger (1987)
HD 103095	1250	250	4.92	0.05	Kenyon (1988)
HD 103095	1280	256	4.89	0.05	Leitherer & Wolf (1984)
HD 103095	1280	256	4.88	0.05	Alonso et al. (1994)
HD 103095	1600	320	4.43	0.05	Veeder et al. (1978)
HD 103095	1600	320	4.46	0.05	Elias et al. (1982)
HD 103095	1600	320	4.44	0.05	Lonsdale et al. (1982)
HD 103095	1630	326	4.43	0.05	Leitherer & Wolf (1984)
HD 103095	1650	330	4.44	0.05	Johnson et al. (1968)
HD 103095	1650	330	4.49	0.05	Veeder (1974)
HD 103095	1650	330	4.43	0.05	Glass (1975)
HD 103095	1650	330	4.48	0.05	Frogel et al. (1978)
HD 103095	1650	330	4.48	0.05	Carney (1983a)
HD 103095	1650	330	4.40	0.05	Telesco & Gatley (1984)
HD 103095	1650	330	4.44	0.05	Telesco et al. (1985)
HD 103095	1650	330	4.44	0.05	Telesco et al. (1986)
HD 103095	1650	330	4.48	0.05	Arribas & Martinez Roger (1987)
HD 103095	1650	330	4.46	0.05	Kenyon (1988)
HD 103095	1650	330	4.46	0.05	Alonso et al. (1994)
HD 103095	2190	438	4.39	0.05	Alonso et al. (1994)
HD 103095	2200	440	4.38	0.05	Johnson et al. (1966)
HD 103095	2200	440	4.40	0.05	Johnson et al. (1968)
HD 103095	2200	440	4.38	0.05	Veeder (1974)
HD 103095	2200	440	4.37	0.05	Glass (1975)
HD 103095	2200	440	4.37	0.05	Veeder et al. (1978)
HD 103095	2200	440	4.42	0.05	Frogel et al. (1978)
HD 103095	2200	440	4.39	0.05	Elias et al. (1982)
HD 103095	2200	440	4.38	0.05	Lonsdale et al. (1982)
HD 103095	2200	440	4.42	0.05	Carney (1983a)
HD 103095	2200	440	4.34	0.05	Telesco & Gatley (1984)
HD 103095	2200	440	4.38	0.05	Telesco et al. (1985)
HD 103095	2200	440	4.38	0.05	Telesco et al. (1986)
HD 103095	2200	440	4.40	0.05	Arribas & Martinez Roger (1987)
HD 103095	2200	440	4.40	0.05	Kenyon (1988)
HD 103095	2210	442	4.37	0.05	Leitherer & Wolf (1984)
HD 103095	3400	680	4.34	0.05	Glass (1975)
HD 103095	3400	680	4.36	0.05	Arribas & Martinez Roger (1987)
HD 103095	3450	690	4.33	0.05	Telesco et al. (1986)
HD 103095	3500	700	4.33	0.05	Johnson et al. (1968)
HD 103095	3500	700	4.34	0.05	Veeder (1974)
HD 103095	3500	700	4.34	0.05	Elias et al. (1982)
HD 103095	3500	700	4.33	0.05	Lonsdale et al. (1982)
HD 103095	Johnson	B	7.24	0.05	Johnson & Morgan (1953)
HD 103095	Johnson	B	7.20	0.05	Johnson & Harris (1954)
HD 103095	Johnson	B	7.18	0.05	Niconov et al. (1957)
HD 103095	Johnson	B	7.21	0.05	Oja (1963)
HD 103095	Johnson	B	7.20	0.05	Argue (1963)
HD 103095	Johnson	B	7.24	0.05	Ljunggren & Oja (1965)
HD 103095	Johnson	B	7.20	0.05	Johnson (1964)
HD 103095	Johnson	B	7.20	0.05	Johnson et al. (1966)
HD 103095	Johnson	B	7.20	0.05	Johnson et al. (1966)
HD 103095	Johnson	B	7.20	0.05	Johnson et al. (1966)
HD 103095	Johnson	B	7.19	0.05	Argue (1966)
HD 103095	Johnson	B	7.20	0.05	Jerzykiewicz & Serkowski (1966)
HD 103095	Johnson	B	7.20	0.05	Cowley et al. (1967)
HD 103095	Johnson	B	7.18	0.05	Schild (1973)
HD 103095	Johnson	B	7.18	0.05	Mendoza & Gonzalez (1974)
HD 103095	Johnson	B	7.18	0.05	Mendoza & Gonzalez (1974)
HD 103095	Johnson	B	7.18	0.05	Pirola (1976)
HD 103095	Johnson	B	7.20	0.05	Mendoza et al. (1978)
HD 103095	Johnson	B	7.17	0.05	Carney & Aaronson (1979)
HD 103095	Johnson	B	7.17	0.05	Carney (1979)
HD 103095	Johnson	B	7.20	0.05	Moffett & Barnes (1979)

Table 8—Continued

Object HD	System / Wavelength	Bandpass Bandwidth	Value (mag)	Error (mag)	Reference
HD 103095	Johnson	B	7.19	0.05	Mermilliod (1986)
HD 103095	Johnson	H	4.44	0.05	Johnson et al. (1968)
HD 103095	Johnson	H	4.49	0.05	Veeder (1974)
HD 103095	Johnson	H	4.43	0.05	Glass (1975)
HD 103095	Johnson	I	5.34	0.05	Johnson et al. (1966)
HD 103095	Johnson	I	5.36	0.05	Mendoza & Gonzalez (1974)
HD 103095	Johnson	J	4.94	0.05	Johnson et al. (1966)
HD 103095	Johnson	J	4.95	0.05	Johnson et al. (1968)
HD 103095	Johnson	J	4.89	0.05	Glass (1975)
HD 103095	Johnson	K	4.38	0.05	Johnson et al. (1966)
HD 103095	Johnson	K	4.40	0.05	Johnson et al. (1968)
HD 103095	Johnson	K	4.38	0.05	Veeder (1974)
HD 103095	Johnson	K	4.37	0.05	Glass (1975)
HD 103095	Johnson	L	4.33	0.05	Johnson et al. (1968)
HD 103095	Johnson	L	4.34	0.05	Veeder (1974)
HD 103095	Johnson	L	4.34	0.05	Glass (1975)
HD 103095	Johnson	R	5.79	0.05	Johnson et al. (1966)
HD 103095	Johnson	R	5.82	0.05	Mendoza & Gonzalez (1974)
HD 103095	Johnson	U	7.41	0.05	Johnson & Morgan (1953)
HD 103095	Johnson	U	7.37	0.05	Johnson & Harris (1954)
HD 103095	Johnson	U	7.37	0.05	Argue (1963)
HD 103095	Johnson	U	7.37	0.05	Johnson (1964)
HD 103095	Johnson	U	7.37	0.05	Johnson et al. (1966)
HD 103095	Johnson	U	7.37	0.05	Johnson et al. (1966)
HD 103095	Johnson	U	7.35	0.05	Argue (1966)
HD 103095	Johnson	U	7.39	0.05	Cowley et al. (1967)
HD 103095	Johnson	U	7.31	0.05	Schild (1973)
HD 103095	Johnson	U	7.35	0.05	Mendoza & Gonzalez (1974)
HD 103095	Johnson	U	7.35	0.05	Mendoza & Gonzalez (1974)
HD 103095	Johnson	U	7.32	0.05	Pirola (1976)
HD 103095	Johnson	U	7.40	0.05	Mendoza et al. (1978)
HD 103095	Johnson	U	7.33	0.05	Carney & Aaronson (1979)
HD 103095	Johnson	U	7.33	0.05	Carney (1979)
HD 103095	Johnson	U	7.35	0.05	Mermilliod (1986)
HD 103095	Johnson	V	6.49	0.05	Johnson & Morgan (1953)
HD 103095	Johnson	V	6.45	0.05	Johnson & Harris (1954)
HD 103095	Johnson	V	6.44	0.05	Niconov et al. (1957)
HD 103095	Johnson	V	6.45	0.05	Oja (1963)
HD 103095	Johnson	V	6.45	0.05	Argue (1963)
HD 103095	Johnson	V	6.47	0.05	Ljunggren & Oja (1965)
HD 103095	Johnson	V	6.45	0.05	Johnson (1964)
HD 103095	Johnson	V	6.45	0.05	Johnson et al. (1966)
HD 103095	Johnson	V	6.45	0.05	Johnson et al. (1966)
HD 103095	Johnson	V	6.45	0.05	Johnson et al. (1966)
HD 103095	Johnson	V	6.44	0.05	Argue (1966)
HD 103095	Johnson	V	6.45	0.05	Jerzykiewicz & Serkowski (1966)
HD 103095	Johnson	V	6.45	0.05	Cowley et al. (1967)
HD 103095	Johnson	V	6.43	0.05	Schild (1973)
HD 103095	Johnson	V	6.45	0.05	Mendoza & Gonzalez (1974)
HD 103095	Johnson	V	6.45	0.05	Mendoza & Gonzalez (1974)
HD 103095	Johnson	V	6.44	0.05	Pirola (1976)
HD 103095	Johnson	V	6.44	0.05	Mendoza et al. (1978)
HD 103095	Johnson	V	6.42	0.05	Carney & Aaronson (1979)
HD 103095	Johnson	V	6.42	0.05	Carney (1979)
HD 103095	Johnson	V	6.44	0.05	Moffett & Barnes (1979)
HD 103095	Johnson	V	6.45	0.05	Mermilliod (1986)
HD 103095	Stromgren	b	6.93	0.08	Cameron (1966)
HD 103095	Stromgren	b	6.93	0.08	Crawford & Barnes (1970)
HD 103095	Stromgren	b	6.93	0.08	Olsen (1983)
HD 103095	Stromgren	b	6.93	0.08	Schuster & Nissen (1988)
HD 103095	Stromgren	b	6.93	0.08	Fabregat & Reglero (1990)
HD 103095	Stromgren	b	6.93	0.08	Stetson (1991)
HD 103095	Stromgren	b	6.93	0.08	Olsen (1993)
HD 103095	Stromgren	b	6.94	0.08	Olsen (1993)
HD 103095	Stromgren	b	6.93	0.08	Hauck & Mermilliod (1998b)



Table 8—Continued

Object HD	System / Wavelength	Bandpass Bandwidth	Value (mag)	Error (mag)	Reference
HD 103095	Stromgren	u	8.51	0.08	Cameron (1966)
HD 103095	Stromgren	u	8.52	0.08	Crawford & Barnes (1970)
HD 103095	Stromgren	u	8.50	0.08	Olsen (1983)
HD 103095	Stromgren	u	8.51	0.08	Schuster & Nissen (1988)
HD 103095	Stromgren	u	8.46	0.08	Fabregat & Reglero (1990)
HD 103095	Stromgren	u	8.51	0.08	Stetson (1991)
HD 103095	Stromgren	u	8.49	0.08	Olsen (1993)
HD 103095	Stromgren	u	8.49	0.08	Olsen (1993)
HD 103095	Stromgren	u	8.50	0.08	Hauck & Mermilliod (1998b)
HD 103095	Stromgren	v	7.63	0.08	Cameron (1966)
HD 103095	Stromgren	v	7.64	0.08	Crawford & Barnes (1970)
HD 103095	Stromgren	v	7.64	0.08	Olsen (1983)
HD 103095	Stromgren	v	7.64	0.08	Schuster & Nissen (1988)
HD 103095	Stromgren	v	7.63	0.08	Fabregat & Reglero (1990)
HD 103095	Stromgren	v	7.62	0.08	Stetson (1991)
HD 103095	Stromgren	v	7.63	0.08	Olsen (1993)
HD 103095	Stromgren	v	7.64	0.08	Olsen (1993)
HD 103095	Stromgren	v	7.64	0.08	Hauck & Mermilliod (1998b)
HD 103095	Stromgren	y	6.45	0.08	Cameron (1966)
HD 103095	Stromgren	y	6.45	0.08	Crawford & Barnes (1970)
HD 103095	Stromgren	y	6.45	0.08	Olsen (1983)
HD 103095	Stromgren	y	6.45	0.08	Schuster & Nissen (1988)
HD 103095	Stromgren	y	6.45	0.08	Fabregat & Reglero (1990)
HD 103095	Stromgren	y	6.45	0.08	Stetson (1991)
HD 103095	Stromgren	y	6.45	0.08	Olsen (1993)
HD 103095	Stromgren	y	6.45	0.08	Olsen (1993)
HD 103095	Stromgren	y	6.45	0.08	Hauck & Mermilliod (1998b)
HD 109358	1230	246	3.14	0.05	Blackwell et al. (1979b)
HD 109358	1250	250	3.23	0.05	Johnson (1965b)
HD 109358	1250	250	3.23	0.05	Johnson et al. (1966)
HD 109358	1250	250	3.23	0.05	Johnson et al. (1968)
HD 109358	1250	250	3.18	0.05	Arribas & Martinez Roger (1989)
HD 109358	1260	252	3.23	0.05	Campins et al. (1985)
HD 109358	1600	320	2.95	0.05	Campins et al. (1985)
HD 109358	1650	330	2.85	0.05	Blackwell et al. (1979b)
HD 109358	1650	330	2.85	0.05	Arribas & Martinez Roger (1989)
HD 109358	2200	440	2.84	0.05	Johnson (1965b)
HD 109358	2200	440	2.84	0.05	Johnson et al. (1966)
HD 109358	2200	440	2.84	0.05	Johnson et al. (1968)
HD 109358	2200	440	2.81	0.05	Blackwell et al. (1979b)
HD 109358	2200	440	2.83	0.05	Arribas & Martinez Roger (1989)
HD 109358	2220	444	2.87	0.05	Campins et al. (1985)
HD 109358	3400	680	2.74	0.05	Arribas & Martinez Roger (1989)
HD 109358	3500	700	2.77	0.05	Blackwell et al. (1979b)
HD 109358	Geneva	B	4.04	0.08	Rufener (1976)
HD 109358	Geneva	B1	5.10	0.08	Rufener (1976)
HD 109358	Geneva	B2	5.37	0.08	Rufener (1976)
HD 109358	Geneva	G	5.33	0.08	Rufener (1976)
HD 109358	Geneva	U	5.32	0.08	Rufener (1976)
HD 109358	Geneva	V	4.28	0.08	Rufener (1976)
HD 109358	Geneva	V1	5.02	0.08	Rufener (1976)
HD 109358	Johnson	B	4.88	0.05	Johnson & Morgan (1953)
HD 109358	Johnson	B	4.83	0.05	Niconov et al. (1957)
HD 109358	Johnson	B	4.85	0.05	Serkowski (1961)
HD 109358	Johnson	B	4.83	0.05	Oja (1963)
HD 109358	Johnson	B	4.86	0.05	Johnson (1965b)
HD 109358	Johnson	B	4.83	0.05	Häggkvist & Oja (1966)
HD 109358	Johnson	B	4.86	0.05	Johnson et al. (1966)
HD 109358	Johnson	B	4.86	0.05	Johnson et al. (1966)
HD 109358	Johnson	B	4.86	0.05	Johnson et al. (1966)
HD 109358	Johnson	B	4.83	0.05	Argue (1966)
HD 109358	Johnson	B	4.84	0.05	Jerzykiewicz & Serkowski (1966)
HD 109358	Johnson	B	4.85	0.05	Cowley et al. (1967)
HD 109358	Johnson	B	4.86	0.05	Pirola (1976)
HD 109358	Johnson	B	4.83	0.05	Mermilliod (1986)
HD 109358	Johnson	I	3.42	0.05	Johnson et al. (1966)

Table 8—Continued

Object HD	System / Wavelength	Bandpass Bandwidth	Value (mag)	Error (mag)	Reference
HD 109358	Johnson	J	3.23	0.05	Johnson et al. (1966)
HD 109358	Johnson	K	2.84	0.05	Johnson et al. (1966)
HD 109358	Johnson	R	3.73	0.05	Johnson et al. (1966)
HD 109358	Johnson	U	4.93	0.05	Johnson & Morgan (1953)
HD 109358	Johnson	U	4.91	0.05	Johnson (1965b)
HD 109358	Johnson	U	4.91	0.05	Johnson et al. (1966)
HD 109358	Johnson	U	4.91	0.05	Johnson et al. (1966)
HD 109358	Johnson	U	4.91	0.05	Johnson et al. (1966)
HD 109358	Johnson	U	4.87	0.05	Argue (1966)
HD 109358	Johnson	U	4.92	0.05	Cowley et al. (1967)
HD 109358	Johnson	U	4.88	0.05	Pirola (1976)
HD 109358	Johnson	U	4.86	0.05	Mermilliod (1986)
HD 109358	Johnson	V	4.29	0.05	Johnson & Morgan (1953)
HD 109358	Johnson	V	4.27	0.05	Niconov et al. (1957)
HD 109358	Johnson	V	4.26	0.05	Serkowski (1961)
HD 109358	Johnson	V	4.24	0.05	Oja (1963)
HD 109358	Johnson	V	4.27	0.05	Johnson (1965b)
HD 109358	Johnson	V	4.25	0.05	Häggkvist & Oja (1966)
HD 109358	Johnson	V	4.27	0.05	Johnson et al. (1966)
HD 109358	Johnson	V	4.27	0.05	Johnson et al. (1966)
HD 109358	Johnson	V	4.27	0.05	Johnson et al. (1966)
HD 109358	Johnson	V	4.25	0.05	Argue (1966)
HD 109358	Johnson	V	4.26	0.05	Jerzykiewicz & Serkowski (1966)
HD 109358	Johnson	V	4.26	0.05	Cowley et al. (1967)
HD 109358	Johnson	V	4.28	0.05	Pirola (1976)
HD 109358	Johnson	V	4.25	0.05	Mermilliod (1986)
HD 109358	Stromgren	b	4.65	0.08	Crawford et al. (1966)
HD 109358	Stromgren	b	4.65	0.08	Crawford & Barnes (1970)
HD 109358	Stromgren	b	4.65	0.08	Warren & Hesser (1977)
HD 109358	Stromgren	b	4.65	0.08	Hauck & Mermilliod (1998b)
HD 109358	Stromgren	u	6.08	0.08	Crawford et al. (1966)
HD 109358	Stromgren	u	6.08	0.08	Crawford & Barnes (1970)
HD 109358	Stromgren	u	6.09	0.08	Warren & Hesser (1977)
HD 109358	Stromgren	u	6.08	0.08	Hauck & Mermilliod (1998b)
HD 109358	Stromgren	v	5.21	0.08	Crawford et al. (1966)
HD 109358	Stromgren	v	5.21	0.08	Crawford & Barnes (1970)
HD 109358	Stromgren	v	5.21	0.08	Warren & Hesser (1977)
HD 109358	Stromgren	v	5.21	0.08	Hauck & Mermilliod (1998b)
HD 109358	Stromgren	y	4.26	0.08	Crawford et al. (1966)
HD 109358	Stromgren	y	4.26	0.08	Crawford & Barnes (1970)
HD 109358	Stromgren	y	4.26	0.08	Warren & Hesser (1977)
HD 109358	Stromgren	y	4.26	0.08	Hauck & Mermilliod (1998b)
HD 114710	1230	246	3.20	0.05	Blackwell et al. (1979b)
HD 114710	1230	246	3.20	0.05	Baruch et al. (1983)
HD 114710	1250	250	3.23	0.05	Johnson (1965b)
HD 114710	1250	250	3.24	0.05	Johnson et al. (1966)
HD 114710	1250	250	3.22	0.05	Johnson et al. (1968)
HD 114710	1250	250	3.24	0.05	Glass (1975)
HD 114710	1250	250	3.24	0.05	Frank et al. (1981)
HD 114710	1250	250	3.18	0.05	Kenyon & Gallagher (1983)
HD 114710	1250	250	3.16	0.05	Little-Marenin et al. (1986)
HD 114710	1250	250	3.27	0.05	Arribas & Martinez Roger (1989)
HD 114710	1260	252	3.08	0.05	Campins et al. (1985)
HD 114710	1280	256	3.24	0.05	Leitherer & Wolf (1984)
HD 114710	1600	320	2.90	0.05	Veeder et al. (1978)
HD 114710	1600	320	2.79	0.05	Campins et al. (1985)
HD 114710	1630	326	2.90	0.05	Leitherer & Wolf (1984)
HD 114710	1640	328	2.93	0.05	Baruch et al. (1983)
HD 114710	1650	330	2.95	0.05	Johnson et al. (1968)
HD 114710	1650	330	2.96	0.05	Veeder (1974)
HD 114710	1650	330	2.90	0.05	Glass (1975)
HD 114710	1650	330	2.93	0.05	Blackwell et al. (1979b)
HD 114710	1650	330	2.92	0.05	Kenyon & Gallagher (1983)
HD 114710	1650	330	2.89	0.05	Little-Marenin et al. (1986)
HD 114710	1650	330	2.94	0.05	Arribas & Martinez Roger (1989)
HD 114710	2180	436	2.87	0.05	Baruch et al. (1983)

Table 8—Continued

Object HD	System / Wavelength	Bandpass Bandwidth	Value (mag)	Error (mag)	Reference
HD 114710	2200	440	2.89	0.05	Johnson (1965b)
HD 114710	2200	440	2.90	0.05	Johnson et al. (1966)
HD 114710	2200	440	2.89	0.05	Johnson et al. (1968)
HD 114710	2200	440	2.90	0.05	Veeder (1974)
HD 114710	2200	440	2.87	0.05	Glass (1975)
HD 114710	2200	440	2.87	0.05	Veeder et al. (1978)
HD 114710	2200	440	2.87	0.05	Blackwell et al. (1979b)
HD 114710	2200	440	2.90	0.05	Frank et al. (1981)
HD 114710	2200	440	2.88	0.05	Kenyon & Gallagher (1983)
HD 114710	2200	440	2.85	0.05	Little-Marenin et al. (1986)
HD 114710	2200	440	2.91	0.05	Arribas & Martinez Roger (1989)
HD 114710	2210	442	2.87	0.05	Leitherer & Wolf (1984)
HD 114710	2220	444	2.73	0.05	Campins et al. (1985)
HD 114710	3400	680	2.76	0.05	Johnson (1965b)
HD 114710	3400	680	2.77	0.05	Johnson et al. (1966)
HD 114710	3400	680	2.86	0.05	Glass (1975)
HD 114710	3400	680	2.81	0.05	Little-Marenin et al. (1986)
HD 114710	3400	680	2.82	0.05	Arribas & Martinez Roger (1989)
HD 114710	3500	700	2.85	0.05	Johnson et al. (1968)
HD 114710	3500	700	2.86	0.05	Veeder (1974)
HD 114710	3500	700	2.87	0.05	Blackwell et al. (1979b)
HD 114710	Johnson	B	4.86	0.05	Johnson & Morgan (1953)
HD 114710	Johnson	B	4.85	0.05	Johnson & Harris (1954)
HD 114710	Johnson	B	4.82	0.05	Serkowski (1961)
HD 114710	Johnson	B	4.81	0.05	Oja (1963)
HD 114710	Johnson	B	4.83	0.05	Harris & Upgren (1964)
HD 114710	Johnson	B	4.80	0.05	Ljunggren & Oja (1965)
HD 114710	Johnson	B	4.85	0.05	Johnson (1964)
HD 114710	Johnson	B	4.83	0.05	Johnson (1965b)
HD 114710	Johnson	B	4.84	0.05	Johnson et al. (1966)
HD 114710	Johnson	B	4.84	0.05	Johnson et al. (1966)
HD 114710	Johnson	B	4.84	0.05	Johnson et al. (1966)
HD 114710	Johnson	B	4.83	0.05	Jerzykiewicz & Serkowski (1966)
HD 114710	Johnson	B	4.80	0.05	van den Bergh (1967)
HD 114710	Johnson	B	4.86	0.05	Cowley et al. (1967)
HD 114710	Johnson	B	4.84	0.05	Fernie et al. (1971)
HD 114710	Johnson	B	4.83	0.05	Pirola (1976)
HD 114710	Johnson	B	4.83	0.05	Moffett & Barnes (1979)
HD 114710	Johnson	B	4.86	0.05	Mermilliod (1986)
HD 114710	Johnson	H	2.95	0.05	Johnson et al. (1968)
HD 114710	Johnson	H	2.96	0.05	Veeder (1974)
HD 114710	Johnson	H	2.90	0.05	Glass (1975)
HD 114710	Johnson	I	3.47	0.05	Johnson et al. (1966)
HD 114710	Johnson	J	3.24	0.05	Johnson et al. (1966)
HD 114710	Johnson	J	3.22	0.05	Johnson et al. (1968)
HD 114710	Johnson	J	3.24	0.05	Glass (1975)
HD 114710	Johnson	K	2.90	0.05	Johnson et al. (1966)
HD 114710	Johnson	K	2.89	0.05	Johnson et al. (1968)
HD 114710	Johnson	K	2.90	0.05	Veeder (1974)
HD 114710	Johnson	K	2.87	0.05	Glass (1975)
HD 114710	Johnson	L	2.77	0.05	Johnson et al. (1966)
HD 114710	Johnson	L	2.85	0.05	Johnson et al. (1968)
HD 114710	Johnson	L	2.86	0.05	Veeder (1974)
HD 114710	Johnson	L	2.86	0.05	Glass (1975)
HD 114710	Johnson	R	3.77	0.05	Johnson et al. (1966)
HD 114710	Johnson	U	4.91	0.05	Johnson & Morgan (1953)
HD 114710	Johnson	U	4.92	0.05	Johnson & Harris (1954)
HD 114710	Johnson	U	4.92	0.05	Harris & Upgren (1964)
HD 114710	Johnson	U	4.92	0.05	Johnson (1964)
HD 114710	Johnson	U	4.91	0.05	Johnson (1965b)
HD 114710	Johnson	U	4.92	0.05	Johnson et al. (1966)
HD 114710	Johnson	U	4.92	0.05	Johnson et al. (1966)
HD 114710	Johnson	U	4.92	0.05	Johnson et al. (1966)
HD 114710	Johnson	U	4.87	0.05	van den Bergh (1967)
HD 114710	Johnson	U	4.91	0.05	Cowley et al. (1967)
HD 114710	Johnson	U	4.91	0.05	Fernie et al. (1971)

Table 8—Continued

Object HD	System / Wavelength	Bandpass Bandwidth	Value (mag)	Error (mag)	Reference
HD 114710	Johnson	U	4.89	0.05	Pirola (1976)
HD 114710	Johnson	U	4.91	0.05	Mermilliod (1986)
HD 114710	Johnson	V	4.30	0.05	Johnson & Morgan (1953)
HD 114710	Johnson	V	4.28	0.05	Johnson & Harris (1954)
HD 114710	Johnson	V	0.54	0.05	Niconov et al. (1957)
HD 114710	Johnson	V	4.25	0.05	Serkowski (1961)
HD 114710	Johnson	V	4.23	0.05	Oja (1963)
HD 114710	Johnson	V	4.26	0.05	Harris & Upgren (1964)
HD 114710	Johnson	V	4.23	0.05	Ljunggren & Oja (1965)
HD 114710	Johnson	V	4.28	0.05	Johnson (1964)
HD 114710	Johnson	V	4.26	0.05	Johnson (1965b)
HD 114710	Johnson	V	4.26	0.05	Johnson et al. (1966)
HD 114710	Johnson	V	4.26	0.05	Johnson et al. (1966)
HD 114710	Johnson	V	4.26	0.05	Johnson et al. (1966)
HD 114710	Johnson	V	4.25	0.05	Jerzykiewicz & Serkowski (1966)
HD 114710	Johnson	V	4.22	0.05	van den Bergh (1967)
HD 114710	Johnson	V	4.30	0.05	Cowley et al. (1967)
HD 114710	Johnson	V	4.27	0.05	Fernie et al. (1971)
HD 114710	Johnson	V	4.26	0.05	Pirola (1976)
HD 114710	Johnson	V	4.25	0.05	Moffett & Barnes (1979)
HD 114710	Johnson	V	4.30	0.05	Mermilliod (1986)
HD 114710	Stromgren	b	4.63	0.08	Crawford et al. (1966)
HD 114710	Stromgren	b	4.62	0.08	Cameron (1966)
HD 114710	Stromgren	b	4.63	0.08	Crawford & Barnes (1970)
HD 114710	Stromgren	b	4.63	0.08	Philip & Philip (1973)
HD 114710	Stromgren	b	4.63	0.08	Warren & Hesser (1977)
HD 114710	Stromgren	b	4.63	0.08	Crawford & Perry (1989)
HD 114710	Stromgren	b	4.63	0.08	Fabregat & Reglero (1990)
HD 114710	Stromgren	b	4.63	0.08	Olsen (1994b)
HD 114710	Stromgren	b	4.63	0.08	Hauck & Mermilliod (1998b)
HD 114710	Stromgren	u	6.10	0.08	Crawford et al. (1966)
HD 114710	Stromgren	u	6.10	0.08	Cameron (1966)
HD 114710	Stromgren	u	6.09	0.08	Crawford & Barnes (1970)
HD 114710	Stromgren	u	6.08	0.08	Philip & Philip (1973)
HD 114710	Stromgren	u	6.10	0.08	Warren & Hesser (1977)
HD 114710	Stromgren	u	6.09	0.08	Crawford & Perry (1989)
HD 114710	Stromgren	u	6.07	0.08	Fabregat & Reglero (1990)
HD 114710	Stromgren	u	6.09	0.08	Olsen (1994b)
HD 114710	Stromgren	u	6.09	0.08	Hauck & Mermilliod (1998b)
HD 114710	Stromgren	v	5.20	0.08	Crawford et al. (1966)
HD 114710	Stromgren	v	5.19	0.08	Cameron (1966)
HD 114710	Stromgren	v	5.19	0.08	Crawford & Barnes (1970)
HD 114710	Stromgren	v	5.19	0.08	Philip & Philip (1973)
HD 114710	Stromgren	v	5.19	0.08	Warren & Hesser (1977)
HD 114710	Stromgren	v	5.19	0.08	Crawford & Perry (1989)
HD 114710	Stromgren	v	5.19	0.08	Fabregat & Reglero (1990)
HD 114710	Stromgren	v	5.19	0.08	Olsen (1994b)
HD 114710	Stromgren	v	5.19	0.08	Hauck & Mermilliod (1998b)
HD 114710	Stromgren	y	4.26	0.08	Crawford et al. (1966)
HD 114710	Stromgren	y	4.26	0.08	Cameron (1966)
HD 114710	Stromgren	y	4.26	0.08	Crawford & Barnes (1970)
HD 114710	Stromgren	y	4.26	0.08	Philip & Philip (1973)
HD 114710	Stromgren	y	4.26	0.08	Warren & Hesser (1977)
HD 114710	Stromgren	y	4.26	0.08	Crawford & Perry (1989)
HD 114710	Stromgren	y	4.26	0.08	Fabregat & Reglero (1990)
HD 114710	Stromgren	y	4.26	0.08	Olsen (1994b)
HD 114710	Stromgren	y	4.26	0.08	Hauck & Mermilliod (1998b)
HD 118098	1240	248	3.16	0.05	Selby et al. (1988)
HD 118098	1250	250	3.20	0.05	Johnson et al. (1966)
HD 118098	1250	250	3.18	0.05	Glass (1975)
HD 118098	1250	250	3.16	0.05	Blackwell et al. (1990)
HD 118098	1280	256	3.18	0.05	Leitherer & Wolf (1984)
HD 118098	1630	326	3.05	0.05	Leitherer & Wolf (1984)
HD 118098	1650	330	3.05	0.05	Glass (1975)
HD 118098	2200	440	3.11	0.05	Johnson et al. (1966)
HD 118098	2200	440	3.06	0.05	Glass (1975)

Table 8—Continued

Object HD	System / Wavelength	Bandpass Bandwidth	Value (mag)	Error (mag)	Reference
HD 118098	2200	440	3.08	0.05	Selby et al. (1988)
HD 118098	2210	442	3.06	0.05	Leitherer & Wolf (1984)
HD 118098	2210	442	3.08	0.05	Blackwell et al. (1990)
HD 118098	3400	680	3.04	0.05	Glass (1975)
HD 118098	Geneva	B	2.56	0.08	Rufener (1976)
HD 118098	Geneva	B1	3.50	0.08	Rufener (1976)
HD 118098	Geneva	B2	4.03	0.08	Rufener (1976)
HD 118098	Geneva	G	4.57	0.08	Rufener (1976)
HD 118098	Geneva	U	4.11	0.08	Rufener (1976)
HD 118098	Geneva	V	3.37	0.08	Rufener (1976)
HD 118098	Geneva	V1	4.10	0.08	Rufener (1976)
HD 118098	Johnson	B	3.48	0.05	Sadler, D.H. (1961)
HD 118098	Johnson	B	3.47	0.05	Cousins & Stoy (1962)
HD 118098	Johnson	B	3.48	0.05	Cousins (1964)
HD 118098	Johnson	B	3.47	0.05	Häggkvist & Oja (1966)
HD 118098	Johnson	B	3.50	0.05	Johnson et al. (1966)
HD 118098	Johnson	B	3.50	0.05	Johnson et al. (1966)
HD 118098	Johnson	B	3.50	0.05	Johnson et al. (1966)
HD 118098	Johnson	B	3.49	0.05	Gutierrez-Moreno & et al. (1966)
HD 118098	Johnson	B	3.47	0.05	Mermilliod (1986)
HD 118098	Johnson	H	3.05	0.05	Glass (1975)
HD 118098	Johnson	I	3.25	0.05	Johnson et al. (1966)
HD 118098	Johnson	J	3.20	0.05	Johnson et al. (1966)
HD 118098	Johnson	J	3.18	0.05	Glass (1975)
HD 118098	Johnson	K	3.11	0.05	Johnson et al. (1966)
HD 118098	Johnson	K	3.06	0.05	Glass (1975)
HD 118098	Johnson	L	3.04	0.05	Glass (1975)
HD 118098	Johnson	R	3.31	0.05	Johnson et al. (1966)
HD 118098	Johnson	U	3.57	0.05	Cousins (1964)
HD 118098	Johnson	U	3.58	0.05	Johnson et al. (1966)
HD 118098	Johnson	U	3.58	0.05	Johnson et al. (1966)
HD 118098	Johnson	U	3.59	0.05	Johnson et al. (1966)
HD 118098	Johnson	U	3.63	0.05	Gutierrez-Moreno & et al. (1966)
HD 118098	Johnson	U	3.66	0.05	Mermilliod (1986)
HD 118098	Johnson	V	3.37	0.05	Sadler, D.H. (1961)
HD 118098	Johnson	V	3.36	0.05	Cousins & Stoy (1962)
HD 118098	Johnson	V	3.37	0.05	Cousins (1964)
HD 118098	Johnson	V	3.34	0.05	Häggkvist & Oja (1966)
HD 118098	Johnson	V	3.38	0.05	Johnson et al. (1966)
HD 118098	Johnson	V	3.38	0.05	Johnson et al. (1966)
HD 118098	Johnson	V	3.38	0.05	Johnson et al. (1966)
HD 118098	Johnson	V	3.38	0.05	Gutierrez-Moreno & et al. (1966)
HD 118098	Johnson	V	3.36	0.05	Mermilliod (1986)
HD 118098	Stromgren	b	3.47	0.08	Crawford et al. (1966)
HD 118098	Stromgren	b	3.47	0.08	Perry (1969)
HD 118098	Stromgren	b	3.46	0.08	Olsen (1983)
HD 118098	Stromgren	b	3.47	0.08	Hauck & Mermilliod (1998b)
HD 118098	Stromgren	u	4.97	0.08	Crawford et al. (1966)
HD 118098	Stromgren	u	4.97	0.08	Perry (1969)
HD 118098	Stromgren	u	4.96	0.08	Olsen (1983)
HD 118098	Stromgren	u	4.97	0.08	Hauck & Mermilliod (1998b)
HD 118098	Stromgren	v	3.71	0.08	Crawford et al. (1966)
HD 118098	Stromgren	v	3.72	0.08	Perry (1969)
HD 118098	Stromgren	v	3.71	0.08	Olsen (1983)
HD 118098	Stromgren	v	3.71	0.08	Hauck & Mermilliod (1998b)
HD 118098	Stromgren	y	3.40	0.08	Crawford et al. (1966)
HD 118098	Stromgren	y	3.40	0.08	Perry (1969)
HD 118098	Stromgren	y	3.40	0.08	Olsen (1983)
HD 118098	Stromgren	y	3.40	0.08	Hauck & Mermilliod (1998b)
HD 126660	1230	246	3.08	0.05	Blackwell et al. (1979b)
HD 126660	1250	250	3.10	0.05	Aumann & Probst (1991)
HD 126660	1650	330	2.85	0.05	Blackwell et al. (1979b)
HD 126660	1650	330	2.86	0.05	Aumann & Probst (1991)
HD 126660	2200	440	2.82	0.05	Blackwell et al. (1979b)
HD 126660	2200	440	2.82	0.05	Aumann & Probst (1991)
HD 126660	3400	680	2.81	0.05	Aumann & Probst (1991)

Table 8—Continued

Object HD	System / Wavelength	Bandpass Bandwidth	Value (mag)	Error (mag)	Reference
HD 126660	3500	700	2.80	0.05	Blackwell et al. (1979b)
HD 126660	Geneva	B	3.69	0.08	Rufener (1976)
HD 126660	Geneva	B1	4.72	0.08	Rufener (1976)
HD 126660	Geneva	B2	5.06	0.08	Rufener (1976)
HD 126660	Geneva	G	5.13	0.08	Rufener (1976)
HD 126660	Geneva	U	4.98	0.08	Rufener (1976)
HD 126660	Geneva	V	4.05	0.08	Rufener (1976)
HD 126660	Geneva	V1	4.80	0.08	Rufener (1976)
HD 126660	Johnson	B	4.58	0.05	Johnson & Morgan (1953)
HD 126660	Johnson	B	4.50	0.05	Niconov et al. (1957)
HD 126660	Johnson	B	4.55	0.05	Serkowski (1961)
HD 126660	Johnson	B	4.54	0.05	Oja (1963)
HD 126660	Johnson	B	4.52	0.05	Ljunggren & Oja (1965)
HD 126660	Johnson	B	4.56	0.05	Johnson et al. (1966)
HD 126660	Johnson	B	4.56	0.05	Johnson et al. (1966)
HD 126660	Johnson	B	4.56	0.05	Johnson et al. (1966)
HD 126660	Johnson	B	4.53	0.05	Imagawa (1967)
HD 126660	Johnson	B	4.55	0.05	Mermilliod (1986)
HD 126660	Johnson	I	3.39	0.05	Johnson et al. (1966)
HD 126660	Johnson	R	3.64	0.05	Johnson et al. (1966)
HD 126660	Johnson	U	4.59	0.05	Johnson & Morgan (1953)
HD 126660	Johnson	U	4.57	0.05	Johnson et al. (1966)
HD 126660	Johnson	U	4.57	0.05	Johnson et al. (1966)
HD 126660	Johnson	U	4.57	0.05	Johnson et al. (1966)
HD 126660	Johnson	U	4.55	0.05	Imagawa (1967)
HD 126660	Johnson	U	4.53	0.05	Mermilliod (1986)
HD 126660	Johnson	V	4.08	0.05	Johnson & Morgan (1953)
HD 126660	Johnson	V	4.02	0.05	Niconov et al. (1957)
HD 126660	Johnson	V	4.05	0.05	Serkowski (1961)
HD 126660	Johnson	V	4.05	0.05	Oja (1963)
HD 126660	Johnson	V	4.02	0.05	Ljunggren & Oja (1965)
HD 126660	Johnson	V	4.06	0.05	Johnson et al. (1966)
HD 126660	Johnson	V	4.06	0.05	Johnson et al. (1966)
HD 126660	Johnson	V	4.06	0.05	Johnson et al. (1966)
HD 126660	Johnson	V	4.04	0.05	Imagawa (1967)
HD 126660	Johnson	V	4.05	0.05	Mermilliod (1986)
HD 126660	Stromgren	b	4.43	0.08	Crawford et al. (1966)
HD 126660	Stromgren	b	4.43	0.08	Hauck & Mermilliod (1998b)
HD 126660	Stromgren	u	5.83	0.08	Crawford et al. (1966)
HD 126660	Stromgren	u	5.83	0.08	Hauck & Mermilliod (1998b)
HD 126660	Stromgren	v	4.92	0.08	Crawford et al. (1966)
HD 126660	Stromgren	v	4.92	0.08	Hauck & Mermilliod (1998b)
HD 126660	Stromgren	y	4.10	0.08	Crawford et al. (1966)
HD 126660	Stromgren	y	4.10	0.08	Hauck & Mermilliod (1998b)
HD 128167	1200	240	3.68	0.05	Elias et al. (1982)
HD 128167	1230	246	3.69	0.05	Blackwell et al. (1979b)
HD 128167	1240	248	3.73	0.05	Selby et al. (1988)
HD 128167	1250	250	3.78	0.05	Johnson et al. (1966)
HD 128167	1250	250	3.78	0.05	Johnson et al. (1968)
HD 128167	1250	250	3.65	0.05	Glass (1975)
HD 128167	1250	250	3.71	0.05	Carney (1983b)
HD 128167	1250	250	3.71	0.05	Carney (1983a)
HD 128167	1250	250	3.68	0.05	Berriman et al. (1983)
HD 128167	1250	250	3.72	0.05	Little-Marenin et al. (1986)
HD 128167	1250	250	3.70	0.05	Arribas & Martinez Roger (1987)
HD 128167	1250	250	3.70	0.05	Kenyon (1988)
HD 128167	1250	250	3.73	0.05	Blackwell et al. (1990)
HD 128167	1250	250	3.71	0.05	Caillault & Patterson (1990)
HD 128167	1250	250	3.71	0.05	Aumann & Probst (1991)
HD 128167	1250		53.20	5.32	Henry et al. (1984)
HD 128167	1280	256	3.65	0.05	Leitherer & Wolf (1984)
HD 128167	1600	320	3.50	0.05	Veeder et al. (1978)
HD 128167	1600	320	3.51	0.05	Elias et al. (1982)
HD 128167	1630	326	3.50	0.05	Leitherer & Wolf (1984)
HD 128167	1630	326	3.52	0.05	Caillault & Patterson (1990)
HD 128167	1650	330	3.58	0.05	Veeder (1974)

Table 8—Continued

Object HD	System / Wavelength	Bandpass Bandwidth	Value (mag)	Error (mag)	Reference
HD 128167	1650	330	3.50	0.05	Glass (1975)
HD 128167	1650	330	3.51	0.05	Blackwell et al. (1979b)
HD 128167	1650	330	3.50	0.05	Carney (1983b)
HD 128167	1650	330	3.52	0.05	Carney (1983a)
HD 128167	1650	330	3.50	0.05	Berriman et al. (1983)
HD 128167	1650	330	3.53	0.05	Little-Marenin et al. (1986)
HD 128167	1650	330	3.53	0.05	Arribas & Martinez Roger (1987)
HD 128167	1650	330	3.52	0.05	Kenyon (1988)
HD 128167	1650	330	3.53	0.05	Aumann & Probst (1991)
HD 128167	1670	334	3.51	0.05	Leitherer et al. (1982)
HD 128167	2200	440	3.53	0.05	Johnson et al. (1966)
HD 128167	2200	440	3.53	0.05	Johnson et al. (1968)
HD 128167	2200	440	3.53	0.05	Veeder (1974)
HD 128167	2200	440	3.49	0.05	Glass (1975)
HD 128167	2200	440	3.49	0.05	Veeder et al. (1978)
HD 128167	2200	440	3.49	0.05	Blackwell et al. (1979b)
HD 128167	2200	440	3.49	0.05	Elias et al. (1982)
HD 128167	2200	440	3.49	0.05	Carney (1983b)
HD 128167	2200	440	3.50	0.05	Carney (1983a)
HD 128167	2200	440	3.17	0.05	Berriman et al. (1983)
HD 128167	2200	440	3.50	0.05	Little-Marenin et al. (1986)
HD 128167	2200	440	3.50	0.05	Arribas & Martinez Roger (1987)
HD 128167	2200	440	3.50	0.05	Selby et al. (1988)
HD 128167	2200	440	3.49	0.05	Kenyon (1988)
HD 128167	2200	440	3.49	0.05	Jones et al. (1988)
HD 128167	2200	440	3.49	0.05	Caillault & Patterson (1990)
HD 128167	2200	440	3.50	0.05	Aumann & Probst (1991)
HD 128167	2200		25.80	2.58	Henry et al. (1984)
HD 128167	2210	442	3.49	0.05	Leitherer & Wolf (1984)
HD 128167	2210	442	3.50	0.05	Blackwell et al. (1990)
HD 128167	2300	460	3.49	0.05	Leitherer et al. (1982)
HD 128167	3400	680	3.16	0.05	Johnson et al. (1966)
HD 128167	3400	680	3.46	0.05	Glass (1975)
HD 128167	3400	680	3.48	0.05	Little-Marenin et al. (1986)
HD 128167	3400	680	3.50	0.05	Arribas & Martinez Roger (1987)
HD 128167	3400	680	3.48	0.05	Aumann & Probst (1991)
HD 128167	3500	700	3.16	0.05	Johnson et al. (1968)
HD 128167	3500	700	3.46	0.05	Veeder (1974)
HD 128167	3500	700	3.47	0.05	Blackwell et al. (1979b)
HD 128167	3500	700	3.44	0.05	Elias et al. (1982)
HD 128167	3500	700	3.45	0.05	Berriman et al. (1983)
HD 128167	Geneva	B	3.95	0.08	Rufener (1976)
HD 128167	Geneva	B1	4.91	0.08	Rufener (1976)
HD 128167	Geneva	B2	5.36	0.08	Rufener (1976)
HD 128167	Geneva	G	5.57	0.08	Rufener (1976)
HD 128167	Geneva	U	5.18	0.08	Rufener (1976)
HD 128167	Geneva	V	4.47	0.08	Rufener (1976)
HD 128167	Geneva	V1	5.19	0.08	Rufener (1976)
HD 128167	Johnson	B	4.81	0.05	Naur (1955)
HD 128167	Johnson	B	4.81	0.05	Johnson & Knuckles (1957)
HD 128167	Johnson	B	4.79	0.05	Niconov et al. (1957)
HD 128167	Johnson	B	4.82	0.05	Serkowski (1961)
HD 128167	Johnson	B	4.80	0.05	Häggkvist & Oja (1966)
HD 128167	Johnson	B	4.84	0.05	Johnson et al. (1966)
HD 128167	Johnson	B	4.84	0.05	Johnson et al. (1966)
HD 128167	Johnson	B	4.84	0.05	Johnson et al. (1966)
HD 128167	Johnson	B	4.83	0.05	Jerzykiewicz & Serkowski (1966)
HD 128167	Johnson	B	4.83	0.05	Elliott (1974)
HD 128167	Johnson	B	4.84	0.05	Moffett & Barnes (1979)
HD 128167	Johnson	B	4.84	0.05	Mermilliod (1986)
HD 128167	Johnson	H	3.58	0.05	Veeder (1974)
HD 128167	Johnson	H	3.50	0.05	Glass (1975)
HD 128167	Johnson	I	3.94	0.05	Johnson et al. (1966)
HD 128167	Johnson	J	3.78	0.05	Johnson et al. (1966)
HD 128167	Johnson	J	3.65	0.05	Glass (1975)
HD 128167	Johnson	K	3.53	0.05	Johnson et al. (1966)

Table 8—Continued

Object HD	System / Wavelength	Bandpass Bandwidth	Value (mag)	Error (mag)	Reference
HD 128167	Johnson	K	3.53	0.05	Veeder (1974)
HD 128167	Johnson	K	3.49	0.05	Glass (1975)
HD 128167	Johnson	L	3.16	0.05	Johnson et al. (1966)
HD 128167	Johnson	L	3.46	0.05	Veeder (1974)
HD 128167	Johnson	L	3.46	0.05	Glass (1975)
HD 128167	Johnson	R	4.13	0.05	Johnson et al. (1966)
HD 128167	Johnson	U	4.73	0.05	Naur (1955)
HD 128167	Johnson	U	4.73	0.05	Johnson & Knuckles (1957)
HD 128167	Johnson	U	4.76	0.05	Johnson et al. (1966)
HD 128167	Johnson	U	4.76	0.05	Johnson et al. (1966)
HD 128167	Johnson	U	4.76	0.05	Johnson et al. (1966)
HD 128167	Johnson	U	4.74	0.05	Elliott (1974)
HD 128167	Johnson	U	4.76	0.05	Mermilliod (1986)
HD 128167	Johnson	V	4.46	0.05	Naur (1955)
HD 128167	Johnson	V	4.45	0.05	Johnson & Knuckles (1957)
HD 128167	Johnson	V	4.47	0.05	Niconov et al. (1957)
HD 128167	Johnson	V	4.46	0.05	Serkowski (1961)
HD 128167	Johnson	V	4.45	0.05	Häggkvist & Oja (1966)
HD 128167	Johnson	V	4.47	0.05	Johnson et al. (1966)
HD 128167	Johnson	V	4.47	0.05	Johnson et al. (1966)
HD 128167	Johnson	V	4.46	0.05	Johnson et al. (1966)
HD 128167	Johnson	V	4.46	0.05	Jerzykiewicz & Serkowski (1966)
HD 128167	Johnson	V	4.46	0.05	Elliott (1974)
HD 128167	Johnson	V	4.48	0.05	Moffett & Barnes (1979)
HD 128167	Johnson	V	4.47	0.05	Mermilliod (1986)
HD 128167	Stromgren	b	4.71	0.08	Crawford et al. (1966)
HD 128167	Stromgren	b	4.71	0.08	Crawford & Barnes (1970)
HD 128167	Stromgren	b	4.72	0.08	Warren & Hesser (1977)
HD 128167	Stromgren	b	4.71	0.08	Olsen (1983)
HD 128167	Stromgren	b	4.72	0.08	Reglero et al. (1987)
HD 128167	Stromgren	b	4.71	0.08	Olsen (1993)
HD 128167	Stromgren	b	4.71	0.08	Olsen (1994b)
HD 128167	Stromgren	b	4.71	0.08	Hauck & Mermilliod (1998b)
HD 128167	Stromgren	u	5.98	0.08	Crawford et al. (1966)
HD 128167	Stromgren	u	5.97	0.08	Crawford & Barnes (1970)
HD 128167	Stromgren	u	5.99	0.08	Warren & Hesser (1977)
HD 128167	Stromgren	u	5.97	0.08	Olsen (1983)
HD 128167	Stromgren	u	5.98	0.08	Reglero et al. (1987)
HD 128167	Stromgren	u	5.96	0.08	Olsen (1993)
HD 128167	Stromgren	u	5.97	0.08	Olsen (1994b)
HD 128167	Stromgren	u	5.97	0.08	Hauck & Mermilliod (1998b)
HD 128167	Stromgren	v	5.10	0.08	Crawford et al. (1966)
HD 128167	Stromgren	v	5.10	0.08	Crawford & Barnes (1970)
HD 128167	Stromgren	v	5.11	0.08	Warren & Hesser (1977)
HD 128167	Stromgren	v	5.10	0.08	Olsen (1983)
HD 128167	Stromgren	v	5.11	0.08	Reglero et al. (1987)
HD 128167	Stromgren	v	5.10	0.08	Olsen (1993)
HD 128167	Stromgren	v	5.10	0.08	Olsen (1994b)
HD 128167	Stromgren	v	5.10	0.08	Hauck & Mermilliod (1998b)
HD 128167	Stromgren	y	4.46	0.08	Crawford et al. (1966)
HD 128167	Stromgren	y	4.46	0.08	Crawford & Barnes (1970)
HD 128167	Stromgren	y	4.46	0.08	Warren & Hesser (1977)
HD 128167	Stromgren	y	4.46	0.08	Olsen (1983)
HD 128167	Stromgren	y	4.46	0.08	Reglero et al. (1987)
HD 128167	Stromgren	y	4.46	0.08	Olsen (1993)
HD 128167	Stromgren	y	4.46	0.08	Olsen (1994b)
HD 128167	Stromgren	y	4.46	0.08	Hauck & Mermilliod (1998b)
HD 131156	Geneva	B	4.53	0.08	Rufener (1976)
HD 131156	Geneva	B1	5.68	0.08	Rufener (1976)
HD 131156	Geneva	B2	5.79	0.08	Rufener (1976)
HD 131156	Geneva	G	5.55	0.08	Rufener (1976)
HD 131156	Geneva	U	5.99	0.08	Rufener (1976)
HD 131156	Geneva	V	4.54	0.08	Rufener (1976)
HD 131156	Geneva	V1	5.31	0.08	Rufener (1976)
HD 131156	Johnson	B	5.34	0.05	Miczaika (1954)
HD 131156	Johnson	B	5.34	0.05	Miczaika (1954)



Table 8—Continued

Object HD	System / Wavelength	Bandpass Bandwidth	Value (mag)	Error (mag)	Reference
HD 131156	Johnson	B	5.30	0.05	Johnson & Knuckles (1957)
HD 131156	Johnson	B	5.30	0.05	Johnson & Knuckles (1957)
HD 131156	Johnson	B	5.37	0.05	Niconov et al. (1957)
HD 131156	Johnson	B	5.37	0.05	Niconov et al. (1957)
HD 131156	Johnson	B	5.32	0.05	Serkowski (1961)
HD 131156	Johnson	B	5.32	0.05	Serkowski (1961)
HD 131156	Johnson	B	5.32	0.05	Iriarte et al. (1965)
HD 131156	Johnson	B	5.32	0.05	Häggkvist & Oja (1966)
HD 131156	Johnson	B	5.32	0.05	Häggkvist & Oja (1966)
HD 131156	Johnson	B	5.31	0.05	Johnson et al. (1966)
HD 131156	Johnson	B	5.31	0.05	Johnson et al. (1966)
HD 131156	Johnson	B	5.31	0.05	Johnson et al. (1966)
HD 131156	Johnson	B	5.33	0.05	Lutz (1971)
HD 131156	Johnson	B	5.31	0.05	Nicolet (1978)
HD 131156	Johnson	B	5.37	0.05	Rakos et al. (1982)
HD 131156	Johnson	H	2.59	0.05	Johnson et al. (1968)
HD 131156	Johnson	J	3.01	0.05	Johnson et al. (1968)
HD 131156	Johnson	K	2.57	0.05	Johnson et al. (1968)
HD 131156	Johnson	K	2.67	0.08	Neugebauer & Leighton (1969b)
HD 131156	Johnson	L	2.49	0.05	Johnson et al. (1968)
HD 131156	Johnson	R	3.91	0.05	Johnson et al. (1966)
HD 131156	Johnson	U	5.58	0.05	Johnson & Knuckles (1957)
HD 131156	Johnson	U	5.58	0.05	Johnson & Knuckles (1957)
HD 131156	Johnson	U	5.61	0.05	Iriarte et al. (1965)
HD 131156	Johnson	U	5.60	0.05	Johnson et al. (1966)
HD 131156	Johnson	U	5.60	0.05	Johnson et al. (1966)
HD 131156	Johnson	U	5.60	0.05	Johnson et al. (1966)
HD 131156	Johnson	U	5.63	0.05	Lutz (1971)
HD 131156	Johnson	U	5.59	0.05	Nicolet (1978)
HD 131156	Johnson	U	5.62	0.05	Rakos et al. (1982)
HD 131156	Johnson	V	4.59	0.05	Miczaika (1954)
HD 131156	Johnson	V	4.59	0.05	Miczaika (1954)
HD 131156	Johnson	V	4.54	0.05	Johnson & Knuckles (1957)
HD 131156	Johnson	V	4.54	0.05	Johnson & Knuckles (1957)
HD 131156	Johnson	V	4.57	0.05	Niconov et al. (1957)
HD 131156	Johnson	V	4.57	0.05	Niconov et al. (1957)
HD 131156	Johnson	V	4.55	0.05	Serkowski (1961)
HD 131156	Johnson	V	4.55	0.05	Serkowski (1961)
HD 131156	Johnson	V	4.54	0.05	Iriarte et al. (1965)
HD 131156	Johnson	V	4.56	0.05	Häggkvist & Oja (1966)
HD 131156	Johnson	V	4.56	0.05	Häggkvist & Oja (1966)
HD 131156	Johnson	V	4.54	0.05	Johnson et al. (1966)
HD 131156	Johnson	V	4.54	0.05	Johnson et al. (1966)
HD 131156	Johnson	V	4.54	0.05	Johnson et al. (1966)
HD 131156	Johnson	V	4.56	0.05	Lutz (1971)
HD 131156	Johnson	V	4.55	0.05	Nicolet (1978)
HD 131156	Johnson	V	4.59	0.05	Rakos et al. (1982)
HD 131156	Stromgren	b	5.04	0.08	Fabregat & Reglero (1990)
HD 131156	Stromgren	b	5.04	0.08	Hauck & Mermilliod (1998b)
HD 131156	Stromgren	u	6.72	0.08	Fabregat & Reglero (1990)
HD 131156	Stromgren	u	6.72	0.08	Hauck & Mermilliod (1998b)
HD 131156	Stromgren	v	5.75	0.08	Fabregat & Reglero (1990)
HD 131156	Stromgren	v	5.75	0.08	Hauck & Mermilliod (1998b)
HD 131156	Stromgren	y	4.59	0.08	Fabregat & Reglero (1990)
HD 131156	Stromgren	y	4.59	0.08	Hauck & Mermilliod (1998b)
HD 141795	Johnson	B	3.87	0.05	Cousins (1964)
HD 141795	Johnson	B	3.84	0.05	Häggkvist & Oja (1966)
HD 141795	Johnson	B	3.86	0.05	Johnson et al. (1966)
HD 141795	Johnson	B	3.86	0.05	Johnson et al. (1966)
HD 141795	Johnson	B	3.86	0.05	Johnson et al. (1966)
HD 141795	Johnson	B	3.86	0.05	Johnson et al. (1966)
HD 141795	Johnson	B	3.83	0.05	Gutierrez-Moreno & et al. (1966)
HD 141795	Johnson	B	3.83	0.05	Feinstein (1974)
HD 141795	Johnson	B	3.83	0.05	Feinstein (1974)
HD 141795	Johnson	B	3.87	0.05	Mermilliod (1986)
HD 141795	Johnson	I	3.57	0.05	Johnson et al. (1966)
HD 141795	Johnson	I	3.47	0.05	Feinstein (1974)

Table 8—Continued

Object HD	System / Wavelength	Bandpass Bandwidth	Value (mag)	Error (mag)	Reference
HD 141795	Johnson	R	3.62	0.05	Johnson et al. (1966)
HD 141795	Johnson	R	3.54	0.05	Feinstein (1974)
HD 141795	Johnson	U	3.98	0.05	Cousins (1964)
HD 141795	Johnson	U	3.95	0.05	Johnson et al. (1966)
HD 141795	Johnson	U	3.95	0.05	Johnson et al. (1966)
HD 141795	Johnson	U	3.95	0.05	Johnson et al. (1966)
HD 141795	Johnson	U	4.03	0.05	Gutierrez-Moreno & et al. (1966)
HD 141795	Johnson	U	3.95	0.05	Feinstein (1974)
HD 141795	Johnson	U	3.95	0.05	Feinstein (1974)
HD 141795	Johnson	U	3.96	0.05	Mermilliod (1986)
HD 141795	Johnson	V	3.72	0.05	Cousins (1964)
HD 141795	Johnson	V	3.69	0.05	Häggkvist & Oja (1966)
HD 141795	Johnson	V	3.70	0.05	Johnson et al. (1966)
HD 141795	Johnson	V	3.70	0.05	Johnson et al. (1966)
HD 141795	Johnson	V	3.70	0.05	Johnson et al. (1966)
HD 141795	Johnson	V	3.71	0.05	Gutierrez-Moreno & et al. (1966)
HD 141795	Johnson	V	3.69	0.05	Feinstein (1974)
HD 141795	Johnson	V	3.69	0.05	Feinstein (1974)
HD 141795	Johnson	V	3.72	0.05	Mermilliod (1986)
HD 141795	Stromgren	b	3.78	0.08	Cameron (1966)
HD 141795	Stromgren	b	3.79	0.08	Barry (1969)
HD 141795	Stromgren	b	3.78	0.08	Stokes (1972b)
HD 141795	Stromgren	b	3.78	0.08	Warren (1973)
HD 141795	Stromgren	b	3.78	0.08	Hauck & Mermilliod (1998b)
HD 141795	Stromgren	u	5.32	0.08	Cameron (1966)
HD 141795	Stromgren	u	5.38	0.08	Barry (1969)
HD 141795	Stromgren	u	5.26	0.08	Stokes (1972b)
HD 141795	Stromgren	u	5.29	0.08	Warren (1973)
HD 141795	Stromgren	u	5.31	0.08	Hauck & Mermilliod (1998b)
HD 141795	Stromgren	v	4.08	0.08	Cameron (1966)
HD 141795	Stromgren	v	4.11	0.08	Barry (1969)
HD 141795	Stromgren	v	4.04	0.08	Stokes (1972b)
HD 141795	Stromgren	v	4.07	0.08	Warren (1973)
HD 141795	Stromgren	v	4.07	0.08	Hauck & Mermilliod (1998b)
HD 141795	Stromgren	y	3.71	0.08	Cameron (1966)
HD 141795	Stromgren	y	3.71	0.08	Barry (1969)
HD 141795	Stromgren	y	3.71	0.08	Stokes (1972b)
HD 141795	Stromgren	y	3.71	0.08	Warren (1973)
HD 141795	Stromgren	y	3.71	0.08	Hauck & Mermilliod (1998b)
HD 142860	1230	246	2.93	0.05	Blackwell et al. (1979b)
HD 142860	1250	250	2.94	0.05	Johnson et al. (1966)
HD 142860	1250	250	2.94	0.05	Johnson et al. (1968)
HD 142860	1250	250	2.88	0.05	Aumann & Probst (1991)
HD 142860	1650	330	2.64	0.05	Blackwell et al. (1979b)
HD 142860	1650	330	2.65	0.05	Aumann & Probst (1991)
HD 142860	2200	440	2.66	0.05	Johnson et al. (1966)
HD 142860	2200	440	2.66	0.05	Johnson et al. (1968)
HD 142860	2200	440	2.65	0.05	Blackwell et al. (1979b)
HD 142860	2200	440	2.62	0.05	Aumann & Probst (1991)
HD 142860	3400	680	2.61	0.05	Aumann & Probst (1991)
HD 142860	3500	700	2.63	0.05	Blackwell et al. (1979b)
HD 142860	Geneva	B	3.47	0.08	Rufener (1976)
HD 142860	Geneva	B1	4.47	0.08	Rufener (1976)
HD 142860	Geneva	B2	4.84	0.08	Rufener (1976)
HD 142860	Geneva	G	4.96	0.08	Rufener (1976)
HD 142860	Geneva	U	4.73	0.08	Rufener (1976)
HD 142860	Geneva	V	3.88	0.08	Rufener (1976)
HD 142860	Geneva	V1	4.59	0.08	Rufener (1976)
HD 142860	Johnson	B	4.33	0.05	Johnson & Morgan (1953)
HD 142860	Johnson	B	4.33	0.05	Johnson & Harris (1954)
HD 142860	Johnson	B	4.25	0.05	Niconov et al. (1957)
HD 142860	Johnson	B	4.33	0.05	Arp (1958)
HD 142860	Johnson	B	4.32	0.05	Hogg (1958)
HD 142860	Johnson	B	4.33	0.05	Sadler, D.H. (1961)
HD 142860	Johnson	B	4.30	0.05	Oja (1963)
HD 142860	Johnson	B	4.32	0.05	Ljunggren & Oja (1965)

Table 8—Continued

Object HD	System / Wavelength	Bandpass Bandwidth	Value (mag)	Error (mag)	Reference
HD 142860	Johnson	B	4.34	0.05	Johnson et al. (1966)
HD 142860	Johnson	B	4.34	0.05	Johnson et al. (1966)
HD 142860	Johnson	B	4.34	0.05	Johnson et al. (1966)
HD 142860	Johnson	B	4.32	0.05	Gutierrez-Moreno & et al. (1966)
HD 142860	Johnson	B	4.25	0.05	van den Bergh (1967)
HD 142860	Johnson	B	4.33	0.05	Cowley et al. (1967)
HD 142860	Johnson	B	4.32	0.05	Pirola (1976)
HD 142860	Johnson	B	4.33	0.05	Mermilliod (1986)
HD 142860	Johnson	I	3.13	0.05	Johnson et al. (1966)
HD 142860	Johnson	J	2.94	0.05	Johnson et al. (1966)
HD 142860	Johnson	K	2.66	0.05	Johnson et al. (1966)
HD 142860	Johnson	R	3.37	0.05	Johnson et al. (1966)
HD 142860	Johnson	U	4.31	0.05	Johnson & Morgan (1953)
HD 142860	Johnson	U	4.30	0.05	Johnson & Harris (1954)
HD 142860	Johnson	U	4.35	0.05	Hogg (1958)
HD 142860	Johnson	U	4.31	0.05	Johnson et al. (1966)
HD 142860	Johnson	U	4.31	0.05	Johnson et al. (1966)
HD 142860	Johnson	U	4.31	0.05	Johnson et al. (1966)
HD 142860	Johnson	U	4.31	0.05	Gutierrez-Moreno & et al. (1966)
HD 142860	Johnson	U	4.22	0.05	van den Bergh (1967)
HD 142860	Johnson	U	4.30	0.05	Cowley et al. (1967)
HD 142860	Johnson	U	4.29	0.05	Pirola (1976)
HD 142860	Johnson	U	4.30	0.05	Mermilliod (1986)
HD 142860	Johnson	V	3.85	0.05	Johnson & Morgan (1953)
HD 142860	Johnson	V	3.85	0.05	Johnson & Harris (1954)
HD 142860	Johnson	V	3.79	0.05	Niconov et al. (1957)
HD 142860	Johnson	V	3.85	0.05	Arp (1958)
HD 142860	Johnson	V	3.83	0.05	Hogg (1958)
HD 142860	Johnson	V	3.85	0.05	Sadler, D.H. (1961)
HD 142860	Johnson	V	3.82	0.05	Oja (1963)
HD 142860	Johnson	V	3.85	0.05	Ljunggren & Oja (1965)
HD 142860	Johnson	V	3.86	0.05	Johnson et al. (1966)
HD 142860	Johnson	V	3.86	0.05	Johnson et al. (1966)
HD 142860	Johnson	V	3.86	0.05	Johnson et al. (1966)
HD 142860	Johnson	V	3.83	0.05	Gutierrez-Moreno & et al. (1966)
HD 142860	Johnson	V	3.78	0.05	van den Bergh (1967)
HD 142860	Johnson	V	3.85	0.05	Cowley et al. (1967)
HD 142860	Johnson	V	3.85	0.05	Pirola (1976)
HD 142860	Johnson	V	3.85	0.05	Mermilliod (1986)
HD 142860	Stromgren	b	4.17	0.08	Crawford et al. (1966)
HD 142860	Stromgren	b	4.16	0.08	Cameron (1966)
HD 142860	Stromgren	b	4.17	0.08	Crawford & Barnes (1970)
HD 142860	Stromgren	b	4.16	0.08	Stokes (1972a)
HD 142860	Stromgren	b	4.17	0.08	Pirola (1976)
HD 142860	Stromgren	b	4.17	0.08	Reglero et al. (1987)
HD 142860	Stromgren	b	4.17	0.08	Hauck & Mermilliod (1998b)
HD 142860	Stromgren	u	5.52	0.08	Crawford et al. (1966)
HD 142860	Stromgren	u	5.50	0.08	Cameron (1966)
HD 142860	Stromgren	u	5.51	0.08	Crawford & Barnes (1970)
HD 142860	Stromgren	u	5.48	0.08	Stokes (1972a)
HD 142860	Stromgren	u	5.53	0.08	Pirola (1976)
HD 142860	Stromgren	u	5.51	0.08	Reglero et al. (1987)
HD 142860	Stromgren	u	5.51	0.08	Hauck & Mermilliod (1998b)
HD 142860	Stromgren	v	4.64	0.08	Crawford et al. (1966)
HD 142860	Stromgren	v	4.63	0.08	Cameron (1966)
HD 142860	Stromgren	v	4.64	0.08	Crawford & Barnes (1970)
HD 142860	Stromgren	v	4.62	0.08	Stokes (1972a)
HD 142860	Stromgren	v	4.65	0.08	Pirola (1976)
HD 142860	Stromgren	v	4.64	0.08	Reglero et al. (1987)
HD 142860	Stromgren	v	4.64	0.08	Hauck & Mermilliod (1998b)
HD 142860	Stromgren	y	3.85	0.08	Crawford et al. (1966)
HD 142860	Stromgren	y	3.85	0.08	Cameron (1966)
HD 142860	Stromgren	y	3.85	0.08	Crawford & Barnes (1970)
HD 142860	Stromgren	y	3.85	0.08	Stokes (1972a)
HD 142860	Stromgren	y	3.85	0.08	Pirola (1976)
HD 142860	Stromgren	y	3.85	0.08	Reglero et al. (1987)

Table 8—Continued

Object HD	System / Wavelength	Bandpass Bandwidth	Value (mag)	Error (mag)	Reference
HD 142860	Stromgren	y	3.85	0.08	Hauck & Mermilliod (1998b)
HD 146233	Johnson	B	6.14	0.05	Johnson & Knuckles (1957)
HD 146233	Johnson	B	6.17	0.05	Niconov et al. (1957)
HD 146233	Johnson	B	6.17	0.05	Irwin (1961)
HD 146233	Johnson	B	6.14	0.05	Lake (1962)
HD 146233	Johnson	B	6.13	0.05	Cousins (1963)
HD 146233	Johnson	B	6.14	0.05	Johnson et al. (1966)
HD 146233	Johnson	B	6.17	0.05	Cowley et al. (1967)
HD 146233	Johnson	B	6.23	0.05	Fernie (1969)
HD 146233	Johnson	B	6.14	0.05	Fernie et al. (1971)
HD 146233	Johnson	B	6.15	0.05	Mermilliod (1986)
HD 146233	Johnson	U	6.29	0.05	Johnson & Knuckles (1957)
HD 146233	Johnson	U	6.31	0.05	Cousins (1963)
HD 146233	Johnson	U	6.31	0.05	Johnson et al. (1966)
HD 146233	Johnson	U	6.36	0.05	Cowley et al. (1967)
HD 146233	Johnson	U	6.42	0.05	Fernie (1969)
HD 146233	Johnson	U	6.30	0.05	Fernie et al. (1971)
HD 146233	Johnson	U	6.33	0.05	Mermilliod (1986)
HD 146233	Johnson	V	5.49	0.05	Johnson & Knuckles (1957)
HD 146233	Johnson	V	5.52	0.05	Niconov et al. (1957)
HD 146233	Johnson	V	5.52	0.05	Irwin (1961)
HD 146233	Johnson	V	5.50	0.05	Lake (1962)
HD 146233	Johnson	V	5.48	0.05	Cousins (1963)
HD 146233	Johnson	V	5.49	0.05	Johnson et al. (1966)
HD 146233	Johnson	V	5.50	0.05	Cowley et al. (1967)
HD 146233	Johnson	V	5.56	0.05	Fernie (1969)
HD 146233	Johnson	V	5.49	0.05	Fernie et al. (1971)
HD 146233	Johnson	V	5.51	0.05	Mermilliod (1986)
HD 146233	Stromgren	b	5.90	0.08	Crawford (1975)
HD 146233	Stromgren	b	5.90	0.08	Olsen (1977)
HD 146233	Stromgren	b	5.90	0.08	Olsen (1983)
HD 146233	Stromgren	b	5.91	0.08	Olsen (1993)
HD 146233	Stromgren	b	5.91	0.08	Olsen (1994b)
HD 146233	Stromgren	b	5.90	0.08	Hauck & Mermilliod (1998b)
HD 146233	Stromgren	u	7.47	0.08	Crawford (1975)
HD 146233	Stromgren	u	7.48	0.08	Olsen (1977)
HD 146233	Stromgren	u	7.48	0.08	Olsen (1983)
HD 146233	Stromgren	u	7.48	0.08	Olsen (1993)
HD 146233	Stromgren	u	7.48	0.08	Olsen (1994b)
HD 146233	Stromgren	u	7.48	0.08	Hauck & Mermilliod (1998b)
HD 146233	Stromgren	v	6.51	0.08	Crawford (1975)
HD 146233	Stromgren	v	6.51	0.08	Olsen (1977)
HD 146233	Stromgren	v	6.52	0.08	Olsen (1983)
HD 146233	Stromgren	v	6.52	0.08	Olsen (1993)
HD 146233	Stromgren	v	6.52	0.08	Olsen (1994b)
HD 146233	Stromgren	v	6.52	0.08	Hauck & Mermilliod (1998b)
HD 146233	Stromgren	y	5.50	0.08	Crawford (1975)
HD 146233	Stromgren	y	5.50	0.08	Olsen (1977)
HD 146233	Stromgren	y	5.50	0.08	Olsen (1983)
HD 146233	Stromgren	y	5.50	0.08	Olsen (1993)
HD 146233	Stromgren	y	5.50	0.08	Olsen (1994b)
HD 146233	Stromgren	y	5.50	0.08	Hauck & Mermilliod (1998b)
HD 162003	1250	250	3.70	0.05	Aumann & Probst (1991)
HD 162003	1650	330	3.47	0.05	Aumann & Probst (1991)
HD 162003	2200	440	3.43	0.05	Aumann & Probst (1991)
HD 162003	3400	680	3.42	0.05	Aumann & Probst (1991)
HD 162003	Geneva	B	4.12	0.08	Rufener (1976)
HD 162003	Geneva	B1	5.10	0.08	Rufener (1976)
HD 162003	Geneva	B2	5.51	0.08	Rufener (1976)
HD 162003	Geneva	G	5.66	0.08	Rufener (1976)
HD 162003	Geneva	U	5.43	0.08	Rufener (1976)
HD 162003	Geneva	V	4.57	0.08	Rufener (1976)
HD 162003	Geneva	V1	5.30	0.08	Rufener (1976)
HD 162003	Johnson	B	5.03	0.05	Tolbert (1964)
HD 162003	Johnson	B	4.94	0.05	Ljunggren & Oja (1965)
HD 162003	Johnson	B	5.01	0.05	Johnson et al. (1966)

Table 8—Continued

Object HD	System / Wavelength	Bandpass Bandwidth	Value (mag)	Error (mag)	Reference
HD 162003	Johnson	B	5.01	0.05	Johnson et al. (1966)
HD 162003	Johnson	B	5.01	0.05	Johnson et al. (1966)
HD 162003	Johnson	B	5.06	0.05	Mermilliod (1986)
HD 162003	Johnson	I	3.97	0.05	Johnson et al. (1966)
HD 162003	Johnson	R	4.20	0.05	Johnson et al. (1966)
HD 162003	Johnson	U	5.02	0.05	Tolbert (1964)
HD 162003	Johnson	U	5.02	0.05	Johnson et al. (1966)
HD 162003	Johnson	U	5.02	0.05	Johnson et al. (1966)
HD 162003	Johnson	U	5.02	0.05	Johnson et al. (1966)
HD 162003	Johnson	U	5.08	0.05	Mermilliod (1986)
HD 162003	Johnson	V	4.58	0.05	Tolbert (1964)
HD 162003	Johnson	V	4.60	0.05	Ljunggren & Oja (1965)
HD 162003	Johnson	V	4.58	0.05	Johnson et al. (1966)
HD 162003	Johnson	V	4.58	0.05	Johnson et al. (1966)
HD 162003	Johnson	V	4.58	0.05	Johnson et al. (1966)
HD 162003	Johnson	V	4.62	0.05	Mermilliod (1986)
HD 162003	Stromgren	b	4.85	0.08	Mechler (1976)
HD 162003	Stromgren	b	4.85	0.08	Mechler & McGinnis (1978)
HD 162003	Stromgren	b	4.85	0.08	Olsen (1983)
HD 162003	Stromgren	b	4.86	0.08	Olsen (1993)
HD 162003	Stromgren	b	4.85	0.08	Hauck & Mermilliod (1998b)
HD 162003	Stromgren	u	6.22	0.08	Mechler (1976)
HD 162003	Stromgren	u	6.24	0.08	Mechler & McGinnis (1978)
HD 162003	Stromgren	u	6.24	0.08	Olsen (1983)
HD 162003	Stromgren	u	6.23	0.08	Olsen (1993)
HD 162003	Stromgren	u	6.23	0.08	Hauck & Mermilliod (1998b)
HD 162003	Stromgren	v	5.29	0.08	Mechler (1976)
HD 162003	Stromgren	v	5.29	0.08	Mechler & McGinnis (1978)
HD 162003	Stromgren	v	5.30	0.08	Olsen (1983)
HD 162003	Stromgren	v	5.30	0.08	Olsen (1993)
HD 162003	Stromgren	v	5.30	0.08	Hauck & Mermilliod (1998b)
HD 162003	Stromgren	y	4.56	0.08	Mechler (1976)
HD 162003	Stromgren	y	4.56	0.08	Mechler & McGinnis (1978)
HD 162003	Stromgren	y	4.56	0.08	Olsen (1983)
HD 162003	Stromgren	y	4.56	0.08	Olsen (1993)
HD 162003	Stromgren	y	4.56	0.08	Hauck & Mermilliod (1998b)
HD 164259	1030	206	4.63	0.05	Schmidt (1971)
HD 164259	1040	208	4.65	0.05	Schmidt (1971)
HD 164259	1080	216	4.71	0.05	Schmidt (1971)
HD 164259	1250	250	3.87	0.05	Aumann & Probst (1991)
HD 164259	1650	330	3.70	0.05	Aumann & Probst (1991)
HD 164259	2200	440	3.67	0.05	Aumann & Probst (1991)
HD 164259	3400	680	3.66	0.05	Aumann & Probst (1991)
HD 164259	Johnson	B	5.00	0.05	Johnson & Morgan (1953)
HD 164259	Johnson	B	5.00	0.05	Arp (1958)
HD 164259	Johnson	B	5.00	0.05	Sadler, D.H. (1961)
HD 164259	Johnson	B	4.95	0.05	Nikrasova et al. (1962)
HD 164259	Johnson	B	5.00	0.05	Cousins & Stoy (1962)
HD 164259	Johnson	B	4.99	0.05	Cousins (1964)
HD 164259	Johnson	B	5.01	0.05	Johnson et al. (1966)
HD 164259	Johnson	B	5.01	0.05	Johnson et al. (1966)
HD 164259	Johnson	B	5.01	0.05	Johnson et al. (1966)
HD 164259	Johnson	B	5.01	0.05	Gutierrez-Moreno & et al. (1966)
HD 164259	Johnson	B	5.02	0.05	Pfleiderer et al. (1966)
HD 164259	Johnson	B	5.01	0.05	Imagawa (1967)
HD 164259	Johnson	B	5.00	0.05	Cousins (1984)
HD 164259	Johnson	B	4.99	0.05	Kozok (1985)
HD 164259	Johnson	B	5.00	0.05	Kozok (1985)
HD 164259	Johnson	B	5.00	0.05	Mermilliod (1986)
HD 164259	Johnson	I	4.10	0.05	Johnson et al. (1966)
HD 164259	Johnson	R	4.29	0.05	Johnson et al. (1966)
HD 164259	Johnson	U	5.00	0.05	Johnson & Morgan (1953)
HD 164259	Johnson	U	4.97	0.05	Cousins & Stoy (1962)
HD 164259	Johnson	U	4.96	0.05	Cousins (1964)
HD 164259	Johnson	U	5.00	0.05	Johnson et al. (1966)
HD 164259	Johnson	U	5.00	0.05	Johnson et al. (1966)

Table 8—Continued

Object HD	System / Wavelength	Bandpass Bandwidth	Value (mag)	Error (mag)	Reference
HD 164259	Johnson	U	5.01	0.05	Johnson et al. (1966)
HD 164259	Johnson	U	5.00	0.05	Pfleiderer et al. (1966)
HD 164259	Johnson	U	5.01	0.05	Imagawa (1967)
HD 164259	Johnson	U	4.99	0.05	Cousins (1984)
HD 164259	Johnson	U	4.99	0.05	Kozok (1985)
HD 164259	Johnson	U	5.00	0.05	Kozok (1985)
HD 164259	Johnson	U	5.00	0.05	Mermilliod (1986)
HD 164259	Johnson	V	4.62	0.05	Johnson & Morgan (1953)
HD 164259	Johnson	V	4.62	0.05	Arp (1958)
HD 164259	Johnson	V	4.62	0.05	Sadler, D.H. (1961)
HD 164259	Johnson	V	4.58	0.05	Nikrasova et al. (1962)
HD 164259	Johnson	V	4.62	0.05	Cousins & Stoy (1962)
HD 164259	Johnson	V	4.62	0.05	Cousins (1964)
HD 164259	Johnson	V	4.62	0.05	Johnson et al. (1966)
HD 164259	Johnson	V	4.62	0.05	Johnson et al. (1966)
HD 164259	Johnson	V	4.62	0.05	Johnson et al. (1966)
HD 164259	Johnson	V	4.63	0.05	Gutierrez-Moreno & et al. (1966)
HD 164259	Johnson	V	4.61	0.05	Pfleiderer et al. (1966)
HD 164259	Johnson	V	4.63	0.05	Imagawa (1967)
HD 164259	Johnson	V	4.62	0.05	Cousins (1984)
HD 164259	Johnson	V	4.61	0.05	Kozok (1985)
HD 164259	Johnson	V	4.62	0.05	Kozok (1985)
HD 164259	Johnson	V	4.62	0.05	Mermilliod (1986)
HD 164259	Stromgren	b	4.89	0.08	Crawford et al. (1966)
HD 164259	Stromgren	b	4.89	0.08	Grønbech & Olsen (1976)
HD 164259	Stromgren	b	4.89	0.08	Hauck & Mermilliod (1998b)
HD 164259	Stromgren	u	6.27	0.08	Crawford et al. (1966)
HD 164259	Stromgren	u	6.25	0.08	Grønbech & Olsen (1976)
HD 164259	Stromgren	u	6.26	0.08	Hauck & Mermilliod (1998b)
HD 164259	Stromgren	v	5.30	0.08	Crawford et al. (1966)
HD 164259	Stromgren	v	5.29	0.08	Grønbech & Olsen (1976)
HD 164259	Stromgren	v	5.29	0.08	Hauck & Mermilliod (1998b)
HD 164259	Stromgren	y	4.63	0.08	Crawford et al. (1966)
HD 164259	Stromgren	y	4.63	0.08	Grønbech & Olsen (1976)
HD 164259	Stromgren	y	4.63	0.08	Hauck & Mermilliod (1998b)
HD 173667	1240	248	3.32	0.05	Selby et al. (1988)
HD 173667	1250	250	3.32	0.05	Blackwell et al. (1990)
HD 173667	1250	250	3.30	0.05	Aumann & Probst (1991)
HD 173667	1650	330	3.08	0.05	Aumann & Probst (1991)
HD 173667	2200	440	3.06	0.05	Selby et al. (1988)
HD 173667	2200	440	3.04	0.05	Aumann & Probst (1991)
HD 173667	2210	442	3.06	0.05	Blackwell et al. (1990)
HD 173667	3400	680	3.01	0.05	Aumann & Probst (1991)
HD 173667	Geneva	B	3.80	0.08	Rufener (1976)
HD 173667	Geneva	B1	4.81	0.08	Rufener (1976)
HD 173667	Geneva	B2	5.18	0.08	Rufener (1976)
HD 173667	Geneva	G	5.27	0.08	Rufener (1976)
HD 173667	Geneva	U	5.12	0.08	Rufener (1976)
HD 173667	Geneva	V	4.19	0.08	Rufener (1976)
HD 173667	Geneva	V1	4.93	0.08	Rufener (1976)
HD 173667	Johnson	B	4.66	0.05	Johnson & Morgan (1953)
HD 173667	Johnson	B	4.66	0.05	Nikrasova et al. (1962)
HD 173667	Johnson	B	4.64	0.05	Oja (1963)
HD 173667	Johnson	B	4.67	0.05	Ljunggren & Oja (1965)
HD 173667	Johnson	B	4.65	0.05	Johnson et al. (1966)
HD 173667	Johnson	B	4.65	0.05	Johnson et al. (1966)
HD 173667	Johnson	B	4.65	0.05	Johnson et al. (1966)
HD 173667	Johnson	B	4.66	0.05	Argue (1966)
HD 173667	Johnson	B	4.65	0.05	Gutierrez-Moreno & et al. (1966)
HD 173667	Johnson	B	4.65	0.05	Imagawa (1967)
HD 173667	Johnson	B	4.67	0.05	Neckel (1974)
HD 173667	Johnson	B	4.65	0.05	Nicolet (1978)
HD 173667	Johnson	B	4.67	0.05	Kozok (1985)
HD 173667	Johnson	B	4.66	0.05	Mermilliod (1986)
HD 173667	Johnson	K	2.96	0.09	Neugebauer & Leighton (1969b)
HD 173667	Johnson	R	3.80	0.05	Johnson et al. (1966)

Table 8—Continued

Object HD	System / Wavelength	Bandpass Bandwidth	Value (mag)	Error (mag)	Reference
HD 173667	Johnson	U	4.66	0.05	Johnson & Morgan (1953)
HD 173667	Johnson	U	4.67	0.05	Johnson et al. (1966)
HD 173667	Johnson	U	4.67	0.05	Johnson et al. (1966)
HD 173667	Johnson	U	4.67	0.05	Johnson et al. (1966)
HD 173667	Johnson	U	4.67	0.05	Argue (1966)
HD 173667	Johnson	U	4.69	0.05	Gutierrez-Moreno & et al. (1966)
HD 173667	Johnson	U	4.65	0.05	Imagawa (1967)
HD 173667	Johnson	U	4.66	0.05	Nicolet (1978)
HD 173667	Johnson	U	4.68	0.05	Kozok (1985)
HD 173667	Johnson	U	4.67	0.05	Mermilliod (1986)
HD 173667	Johnson	V	4.20	0.05	Johnson & Morgan (1953)
HD 173667	Johnson	V	4.20	0.05	Nikrasova et al. (1962)
HD 173667	Johnson	V	4.17	0.05	Oja (1963)
HD 173667	Johnson	V	4.21	0.05	Ljunggren & Oja (1965)
HD 173667	Johnson	V	4.19	0.05	Johnson et al. (1966)
HD 173667	Johnson	V	4.19	0.05	Johnson et al. (1966)
HD 173667	Johnson	V	4.19	0.05	Johnson et al. (1966)
HD 173667	Johnson	V	4.20	0.05	Argue (1966)
HD 173667	Johnson	V	4.19	0.05	Gutierrez-Moreno & et al. (1966)
HD 173667	Johnson	V	4.20	0.05	Imagawa (1967)
HD 173667	Johnson	V	4.21	0.05	Neckel (1974)
HD 173667	Johnson	V	4.19	0.05	Nicolet (1978)
HD 173667	Johnson	V	4.21	0.05	Kozok (1985)
HD 173667	Johnson	V	4.21	0.05	Mermilliod (1986)
HD 173667	Stromgren	b	4.51	0.08	Crawford et al. (1966)
HD 173667	Stromgren	b	4.51	0.08	Crawford et al. (1966)
HD 173667	Stromgren	b	4.51	0.08	Hauck & Mermilliod (1998b)
HD 173667	Stromgren	u	5.93	0.08	Crawford et al. (1966)
HD 173667	Stromgren	u	5.93	0.08	Crawford et al. (1966)
HD 173667	Stromgren	u	5.93	0.08	Hauck & Mermilliod (1998b)
HD 173667	Stromgren	v	4.98	0.08	Crawford et al. (1966)
HD 173667	Stromgren	v	4.98	0.08	Crawford et al. (1966)
HD 173667	Stromgren	v	4.98	0.08	Hauck & Mermilliod (1998b)
HD 173667	Stromgren	y	4.20	0.08	Crawford et al. (1966)
HD 173667	Stromgren	y	4.20	0.08	Crawford et al. (1966)
HD 173667	Stromgren	y	4.20	0.08	Hauck & Mermilliod (1998b)
HD 177724	1240	248	2.91	0.05	Leggett et al. (1986)
HD 177724	1250	250	2.93	0.05	Johnson et al. (1966)
HD 177724	2200	440	2.92	0.05	Johnson et al. (1966)
HD 177724	2200	440	2.90	0.05	Leggett et al. (1986)
HD 177724	Johnson	B	2.99	0.05	Johnson & Harris (1954)
HD 177724	Johnson	B	2.99	0.05	Johnson & Harris (1954)
HD 177724	Johnson	B	2.99	0.05	Sadler, D.H. (1961)
HD 177724	Johnson	B	2.99	0.05	Sadler, D.H. (1961)
HD 177724	Johnson	B	3.01	0.05	Ljunggren & Oja (1965)
HD 177724	Johnson	B	3.01	0.05	Ljunggren & Oja (1965)
HD 177724	Johnson	B	3.01	0.05	Häggkvist & Oja (1966)
HD 177724	Johnson	B	3.01	0.05	Häggkvist & Oja (1966)
HD 177724	Johnson	B	3.00	0.05	Johnson et al. (1966)
HD 177724	Johnson	B	3.00	0.05	Johnson et al. (1966)
HD 177724	Johnson	B	3.00	0.05	Johnson et al. (1966)
HD 177724	Johnson	B	3.00	0.05	Johnson et al. (1966)
HD 177724	Johnson	B	3.00	0.05	Johnson et al. (1966)
HD 177724	Johnson	B	2.99	0.05	Gutierrez-Moreno & et al. (1966)
HD 177724	Johnson	B	2.99	0.05	Gutierrez-Moreno & et al. (1966)
HD 177724	Johnson	B	3.00	0.05	Häggkvist & Oja (1969)
HD 177724	Johnson	B	3.00	0.05	Häggkvist & Oja (1969)
HD 177724	Johnson	B	3.00	0.05	Häggkvist & Oja (1970)
HD 177724	Johnson	B	3.00	0.05	Neckel (1974)
HD 177724	Johnson	B	3.00	0.05	Neckel (1974)
HD 177724	Johnson	B	3.01	0.05	Elliott (1974)
HD 177724	Johnson	B	3.01	0.05	Elliott (1974)
HD 177724	Johnson	B	3.00	0.05	Nicolet (1978)
HD 177724	Johnson	B	3.00	0.05	Mermilliod (1986)
HD 177724	Johnson	I	2.98	0.05	Johnson et al. (1966)
HD 177724	Johnson	I	3.19	0.05	Neugebauer & Leighton (1969b)
HD 177724	Johnson	J	2.93	0.05	Johnson et al. (1966)

Table 8—Continued

Object HD	System / Wavelength	Bandpass Bandwidth	Value (mag)	Error (mag)	Reference
HD 177724	Johnson	K	2.92	0.05	Johnson et al. (1966)
HD 177724	Johnson	K	2.94	0.08	Neugebauer & Leighton (1969b)
HD 177724	Johnson	R	2.98	0.05	Johnson et al. (1966)
HD 177724	Johnson	U	2.98	0.05	Johnson & Harris (1954)
HD 177724	Johnson	U	2.98	0.05	Johnson & Harris (1954)
HD 177724	Johnson	U	2.99	0.05	Johnson et al. (1966)
HD 177724	Johnson	U	2.99	0.05	Johnson et al. (1966)
HD 177724	Johnson	U	2.99	0.05	Johnson et al. (1966)
HD 177724	Johnson	U	2.99	0.05	Johnson et al. (1966)
HD 177724	Johnson	U	3.07	0.05	Gutierrez-Moreno & et al. (1966)
HD 177724	Johnson	U	3.07	0.05	Gutierrez-Moreno & et al. (1966)
HD 177724	Johnson	U	3.02	0.05	Elliott (1974)
HD 177724	Johnson	U	3.02	0.05	Elliott (1974)
HD 177724	Johnson	U	2.99	0.05	Nicolet (1978)
HD 177724	Johnson	U	3.01	0.05	Mermilliod (1986)
HD 177724	Johnson	V	2.99	0.05	Johnson & Harris (1954)
HD 177724	Johnson	V	2.99	0.05	Johnson & Harris (1954)
HD 177724	Johnson	V	2.99	0.05	Sadler, D.H. (1961)
HD 177724	Johnson	V	2.99	0.05	Sadler, D.H. (1961)
HD 177724	Johnson	V	2.99	0.05	Ljunggren & Oja (1965)
HD 177724	Johnson	V	2.99	0.05	Ljunggren & Oja (1965)
HD 177724	Johnson	V	2.99	0.05	Häggkvist & Oja (1966)
HD 177724	Johnson	V	2.99	0.05	Häggkvist & Oja (1966)
HD 177724	Johnson	V	2.99	0.05	Johnson et al. (1966)
HD 177724	Johnson	V	2.99	0.05	Johnson et al. (1966)
HD 177724	Johnson	V	2.99	0.05	Johnson et al. (1966)
HD 177724	Johnson	V	2.99	0.05	Johnson et al. (1966)
HD 177724	Johnson	V	2.98	0.05	Gutierrez-Moreno & et al. (1966)
HD 177724	Johnson	V	2.98	0.05	Gutierrez-Moreno & et al. (1966)
HD 177724	Johnson	V	2.98	0.05	Häggkvist & Oja (1969)
HD 177724	Johnson	V	2.98	0.05	Häggkvist & Oja (1969)
HD 177724	Johnson	V	2.98	0.05	Häggkvist & Oja (1970)
HD 177724	Johnson	V	2.99	0.05	Neckel (1974)
HD 177724	Johnson	V	2.99	0.05	Neckel (1974)
HD 177724	Johnson	V	2.99	0.05	Elliott (1974)
HD 177724	Johnson	V	2.99	0.05	Elliott (1974)
HD 177724	Johnson	V	2.99	0.05	Nicolet (1978)
HD 177724	Johnson	V	2.99	0.05	Mermilliod (1986)
HD 177724	Stromgren	b	3.01	0.08	Cameron (1966)
HD 177724	Stromgren	b	3.00	0.08	Johansen & Gyldenkerne (1970)
HD 177724	Stromgren	b	3.00	0.08	Crawford & Barnes (1970)
HD 177724	Stromgren	b	3.00	0.08	Crawford et al. (1972)
HD 177724	Stromgren	b	3.01	0.08	Stokes (1972a)
HD 177724	Stromgren	b	3.00	0.08	Philip & Philip (1973)
HD 177724	Stromgren	b	3.03	0.08	Taylor & Joner (1992)
HD 177724	Stromgren	b	3.00	0.08	Hauck & Mermilliod (1998b)
HD 177724	Stromgren	u	4.42	0.08	Cameron (1966)
HD 177724	Stromgren	u	4.43	0.08	Johansen & Gyldenkerne (1970)
HD 177724	Stromgren	u	4.40	0.08	Crawford & Barnes (1970)
HD 177724	Stromgren	u	4.40	0.08	Crawford et al. (1972)
HD 177724	Stromgren	u	4.38	0.08	Stokes (1972a)
HD 177724	Stromgren	u	4.41	0.08	Philip & Philip (1973)
HD 177724	Stromgren	u	4.40	0.08	Hauck & Mermilliod (1998b)
HD 177724	Stromgren	v	3.17	0.08	Cameron (1966)
HD 177724	Stromgren	v	3.17	0.08	Johansen & Gyldenkerne (1970)
HD 177724	Stromgren	v	3.16	0.08	Crawford & Barnes (1970)
HD 177724	Stromgren	v	3.16	0.08	Crawford et al. (1972)
HD 177724	Stromgren	v	3.16	0.08	Stokes (1972a)
HD 177724	Stromgren	v	3.16	0.08	Philip & Philip (1973)
HD 177724	Stromgren	v	3.16	0.08	Hauck & Mermilliod (1998b)
HD 177724	Stromgren	y	2.99	0.08	Cameron (1966)
HD 177724	Stromgren	y	2.99	0.08	Johansen & Gyldenkerne (1970)
HD 177724	Stromgren	y	2.99	0.08	Crawford & Barnes (1970)
HD 177724	Stromgren	y	2.99	0.08	Crawford et al. (1972)
HD 177724	Stromgren	y	2.99	0.08	Stokes (1972a)
HD 177724	Stromgren	y	2.99	0.08	Philip & Philip (1973)



Table 8—Continued

Object HD	System / Wavelength	Bandpass Bandwidth	Value (mag)	Error (mag)	Reference
HD 177724	Stromgren	y	2.99	0.08	Taylor & Jøner (1992)
HD 177724	Stromgren	y	2.99	0.08	Hauck & Mermilliod (1998b)
HD 182572	1250	250	3.92	0.05	Carney (1983b)
HD 182572	1280	256	3.84	0.05	Alonso et al. (1994)
HD 182572	1650	330	3.59	0.05	Carney (1983b)
HD 182572	1650	330	3.55	0.05	Alonso et al. (1994)
HD 182572	2190	438	3.49	0.05	Alonso et al. (1994)
HD 182572	2200	440	3.53	0.05	Carney (1983b)
HD 182572	Geneva	B	5.15	0.08	Rufener (1976)
HD 182572	Geneva	B1	6.31	0.08	Rufener (1976)
HD 182572	Geneva	B2	6.38	0.08	Rufener (1976)
HD 182572	Geneva	G	6.18	0.08	Rufener (1976)
HD 182572	Geneva	U	6.78	0.08	Rufener (1976)
HD 182572	Geneva	V	5.16	0.08	Rufener (1976)
HD 182572	Geneva	V1	5.92	0.08	Rufener (1976)
HD 182572	Johnson	B	5.94	0.05	Roman (1955)
HD 182572	Johnson	B	5.95	0.05	Johnson & Knuckles (1957)
HD 182572	Johnson	B	5.89	0.05	Niconov et al. (1957)
HD 182572	Johnson	B	5.88	0.05	Ljunggren & Oja (1965)
HD 182572	Johnson	B	5.94	0.05	Johnson et al. (1966)
HD 182572	Johnson	B	5.93	0.05	Argue (1966)
HD 182572	Johnson	B	5.91	0.05	Cowley et al. (1967)
HD 182572	Johnson	B	5.91	0.05	McClure (1970)
HD 182572	Johnson	B	5.90	0.05	Mermilliod (1986)
HD 182572	Johnson	U	6.34	0.05	Roman (1955)
HD 182572	Johnson	U	6.38	0.05	Johnson & Knuckles (1957)
HD 182572	Johnson	U	6.36	0.05	Johnson et al. (1966)
HD 182572	Johnson	U	6.36	0.05	Argue (1966)
HD 182572	Johnson	U	6.35	0.05	Cowley et al. (1967)
HD 182572	Johnson	U	6.35	0.05	McClure (1970)
HD 182572	Johnson	U	6.32	0.05	Mermilliod (1986)
HD 182572	Johnson	V	5.15	0.05	Roman (1955)
HD 182572	Johnson	V	5.17	0.05	Johnson & Knuckles (1957)
HD 182572	Johnson	V	5.12	0.05	Niconov et al. (1957)
HD 182572	Johnson	V	5.16	0.05	Ljunggren & Oja (1965)
HD 182572	Johnson	V	5.16	0.05	Johnson et al. (1966)
HD 182572	Johnson	V	5.17	0.05	Argue (1966)
HD 182572	Johnson	V	5.17	0.05	Cowley et al. (1967)
HD 182572	Johnson	V	5.16	0.05	McClure (1970)
HD 182572	Johnson	V	5.12	0.05	Mermilliod (1986)
HD 185144	1250	250	3.34	0.05	Johnson (1965a)
HD 185144	1250	250	3.32	0.05	Johnson et al. (1966)
HD 185144	1250	250	3.32	0.05	Johnson et al. (1968)
HD 185144	2200	440	2.86	0.05	Johnson (1965a)
HD 185144	2200	440	2.78	0.05	Johnson et al. (1966)
HD 185144	2200	440	2.78	0.05	Johnson et al. (1968)
HD 185144	3400	680	2.63	0.05	Johnson (1965a)
HD 185144	3400	680	2.53	0.05	Johnson et al. (1966)
HD 185144	Geneva	B	4.71	0.08	Rufener (1976)
HD 185144	Geneva	B1	5.90	0.08	Rufener (1976)
HD 185144	Geneva	B2	5.94	0.08	Rufener (1976)
HD 185144	Geneva	G	5.67	0.08	Rufener (1976)
HD 185144	Geneva	U	6.27	0.08	Rufener (1976)
HD 185144	Geneva	V	4.67	0.08	Rufener (1976)
HD 185144	Geneva	V1	5.45	0.08	Rufener (1976)
HD 185144	Johnson	B	5.47	0.05	Johnson & Morgan (1953)
HD 185144	Johnson	B	5.49	0.05	Niconov et al. (1957)
HD 185144	Johnson	B	5.50	0.05	Oja (1963)
HD 185144	Johnson	B	5.46	0.05	Ljunggren & Oja (1965)
HD 185144	Johnson	B	5.49	0.05	Johnson (1964)
HD 185144	Johnson	B	5.49	0.05	Johnson (1965a)
HD 185144	Johnson	B	5.44	0.05	Häggkvist & Oja (1966)
HD 185144	Johnson	B	5.49	0.05	Johnson et al. (1966)
HD 185144	Johnson	B	5.49	0.05	Johnson et al. (1966)
HD 185144	Johnson	B	5.49	0.05	Johnson et al. (1966)
HD 185144	Johnson	B	5.47	0.05	Argue (1966)

Table 8—Continued

Object HD	System / Wavelength	Bandpass Bandwidth	Value (mag)	Error (mag)	Reference
HD 185144	Johnson	B	5.46	0.05	Cowley et al. (1967)
HD 185144	Johnson	B	5.46	0.05	Häggkvist & Oja (1969)
HD 185144	Johnson	B	5.45	0.05	Häggkvist & Oja (1970)
HD 185144	Johnson	B	5.47	0.05	Fernie et al. (1971)
HD 185144	Johnson	B	5.48	0.05	Jennens & Helfer (1975)
HD 185144	Johnson	B	5.54	0.05	Moffett & Barnes (1979)
HD 185144	Johnson	B	5.47	0.05	Oja (1983)
HD 185144	Johnson	B	5.46	0.05	Oja (1984)
HD 185144	Johnson	B	5.46	0.05	Oja (1985b)
HD 185144	Johnson	B	5.46	0.05	Oja (1985a)
HD 185144	Johnson	B	5.47	0.05	Oja (1985a)
HD 185144	Johnson	B	5.47	0.05	Oja (1986)
HD 185144	Johnson	B	5.46	0.05	Mermilliod (1986)
HD 185144	Johnson	I	3.63	0.05	Johnson et al. (1966)
HD 185144	Johnson	J	3.32	0.05	Johnson et al. (1966)
HD 185144	Johnson	K	2.78	0.05	Johnson et al. (1966)
HD 185144	Johnson	L	2.53	0.05	Johnson et al. (1966)
HD 185144	Johnson	R	4.04	0.05	Johnson et al. (1966)
HD 185144	Johnson	U	5.86	0.05	Johnson & Morgan (1953)
HD 185144	Johnson	U	5.86	0.05	Johnson (1964)
HD 185144	Johnson	U	5.86	0.05	Johnson (1965a)
HD 185144	Johnson	U	5.86	0.05	Johnson et al. (1966)
HD 185144	Johnson	U	5.86	0.05	Johnson et al. (1966)
HD 185144	Johnson	U	5.86	0.05	Johnson et al. (1966)
HD 185144	Johnson	U	5.84	0.05	Argue (1966)
HD 185144	Johnson	U	5.85	0.05	Cowley et al. (1967)
HD 185144	Johnson	U	5.86	0.05	Fernie et al. (1971)
HD 185144	Johnson	U	5.82	0.05	Jennens & Helfer (1975)
HD 185144	Johnson	U	5.87	0.05	Oja (1983)
HD 185144	Johnson	U	5.86	0.05	Oja (1984)
HD 185144	Johnson	U	5.85	0.05	Oja (1985b)
HD 185144	Johnson	U	5.85	0.05	Oja (1985a)
HD 185144	Johnson	U	5.87	0.05	Oja (1985a)
HD 185144	Johnson	U	5.85	0.05	Oja (1986)
HD 185144	Johnson	U	5.84	0.05	Mermilliod (1986)
HD 185144	Johnson	V	4.68	0.05	Johnson & Morgan (1953)
HD 185144	Johnson	V	4.69	0.05	Niconov et al. (1957)
HD 185144	Johnson	V	4.71	0.05	Oja (1963)
HD 185144	Johnson	V	4.68	0.05	Ljunggren & Oja (1965)
HD 185144	Johnson	V	4.69	0.05	Johnson (1964)
HD 185144	Johnson	V	4.69	0.05	Johnson (1965a)
HD 185144	Johnson	V	4.67	0.05	Häggkvist & Oja (1966)
HD 185144	Johnson	V	4.69	0.05	Johnson et al. (1966)
HD 185144	Johnson	V	4.69	0.05	Johnson et al. (1966)
HD 185144	Johnson	V	4.69	0.05	Johnson et al. (1966)
HD 185144	Johnson	V	4.68	0.05	Argue (1966)
HD 185144	Johnson	V	4.68	0.05	Cowley et al. (1967)
HD 185144	Johnson	V	4.67	0.05	Häggkvist & Oja (1969)
HD 185144	Johnson	V	4.68	0.05	Häggkvist & Oja (1970)
HD 185144	Johnson	V	4.68	0.05	Fernie et al. (1971)
HD 185144	Johnson	V	4.69	0.05	Jennens & Helfer (1975)
HD 185144	Johnson	V	4.75	0.05	Moffett & Barnes (1979)
HD 185144	Johnson	V	4.67	0.05	Oja (1983)
HD 185144	Johnson	V	4.67	0.05	Oja (1984)
HD 185144	Johnson	V	4.67	0.05	Oja (1985b)
HD 185144	Johnson	V	4.68	0.05	Oja (1985a)
HD 185144	Johnson	V	4.69	0.05	Oja (1985a)
HD 185144	Johnson	V	4.67	0.05	Oja (1986)
HD 185144	Johnson	V	4.68	0.05	Mermilliod (1986)
HD 185144	Stromgren	b	5.17	0.08	Crawford & Barnes (1970)
HD 185144	Stromgren	b	5.17	0.08	Olsen (1983)
HD 185144	Stromgren	b	5.18	0.08	Taylor & Jøner (1992)
HD 185144	Stromgren	b	5.17	0.08	Olsen (1993)
HD 185144	Stromgren	b	5.18	0.08	Olsen (1993)
HD 185144	Stromgren	b	5.17	0.08	Hauck & Mermilliod (1998b)
HD 185144	Stromgren	u	7.02	0.08	Crawford & Barnes (1970)

Table 8—Continued

Object HD	System / Wavelength	Bandpass Bandwidth	Value (mag)	Error (mag)	Reference
HD 185144	Stromgren	u	7.03	0.08	Olsen (1983)
HD 185144	Stromgren	u	7.02	0.08	Olsen (1993)
HD 185144	Stromgren	u	7.04	0.08	Olsen (1993)
HD 185144	Stromgren	u	7.03	0.08	Hauck & Mermilliod (1998b)
HD 185144	Stromgren	v	5.96	0.08	Crawford & Barnes (1970)
HD 185144	Stromgren	v	5.97	0.08	Olsen (1983)
HD 185144	Stromgren	v	5.95	0.08	Olsen (1993)
HD 185144	Stromgren	v	5.97	0.08	Olsen (1993)
HD 185144	Stromgren	v	5.97	0.08	Hauck & Mermilliod (1998b)
HD 185144	Stromgren	y	4.70	0.08	Crawford & Barnes (1970)
HD 185144	Stromgren	y	4.70	0.08	Olsen (1983)
HD 185144	Stromgren	y	4.70	0.08	Taylor & Jøner (1992)
HD 185144	Stromgren	y	4.70	0.08	Olsen (1993)
HD 185144	Stromgren	y	4.70	0.08	Olsen (1993)
HD 185144	Stromgren	y	4.70	0.08	Hauck & Mermilliod (1998b)
HD 185395	1240	248	3.75	0.05	Selby et al. (1988)
HD 185395	1250	250	3.75	0.05	Blackwell et al. (1990)
HD 185395	2200	440	3.52	0.05	Selby et al. (1988)
HD 185395	2210	442	3.52	0.05	Blackwell et al. (1990)
HD 185395	Geneva	B	3.99	0.08	Rufener (1976)
HD 185395	Geneva	B1	4.97	0.08	Rufener (1976)
HD 185395	Geneva	B2	5.37	0.08	Rufener (1976)
HD 185395	Geneva	G	5.56	0.08	Rufener (1976)
HD 185395	Geneva	U	5.28	0.08	Rufener (1976)
HD 185395	Geneva	V	4.48	0.08	Rufener (1976)
HD 185395	Geneva	V1	5.20	0.08	Rufener (1976)
HD 185395	Johnson	B	4.86	0.05	Johnson & Knuckles (1957)
HD 185395	Johnson	B	4.86	0.05	Johnson & Knuckles (1957)
HD 185395	Johnson	B	4.84	0.05	Niconov et al. (1957)
HD 185395	Johnson	B	4.84	0.05	Niconov et al. (1957)
HD 185395	Johnson	B	4.87	0.05	Ljunggren & Oja (1965)
HD 185395	Johnson	B	4.87	0.05	Ljunggren & Oja (1965)
HD 185395	Johnson	B	4.86	0.05	Johnson et al. (1966)
HD 185395	Johnson	B	4.86	0.05	Johnson et al. (1966)
HD 185395	Johnson	B	4.86	0.05	Johnson et al. (1966)
HD 185395	Johnson	B	4.86	0.05	Nicolet (1978)
HD 185395	Johnson	B	4.86	0.05	Mermilliod (1986)
HD 185395	Johnson	I	3.91	0.05	Johnson et al. (1966)
HD 185395	Johnson	R	4.12	0.05	Johnson et al. (1966)
HD 185395	Johnson	U	4.83	0.05	Johnson & Knuckles (1957)
HD 185395	Johnson	U	4.83	0.05	Johnson & Knuckles (1957)
HD 185395	Johnson	U	4.83	0.05	Johnson et al. (1966)
HD 185395	Johnson	U	4.83	0.05	Johnson et al. (1966)
HD 185395	Johnson	U	4.83	0.05	Johnson et al. (1966)
HD 185395	Johnson	U	4.83	0.05	Nicolet (1978)
HD 185395	Johnson	U	4.83	0.05	Mermilliod (1986)
HD 185395	Johnson	V	4.48	0.05	Johnson & Knuckles (1957)
HD 185395	Johnson	V	4.48	0.05	Johnson & Knuckles (1957)
HD 185395	Johnson	V	4.46	0.05	Niconov et al. (1957)
HD 185395	Johnson	V	4.46	0.05	Niconov et al. (1957)
HD 185395	Johnson	V	4.52	0.05	Ljunggren & Oja (1965)
HD 185395	Johnson	V	4.52	0.05	Ljunggren & Oja (1965)
HD 185395	Johnson	V	4.47	0.05	Johnson et al. (1966)
HD 185395	Johnson	V	4.47	0.05	Johnson et al. (1966)
HD 185395	Johnson	V	4.47	0.05	Johnson et al. (1966)
HD 185395	Johnson	V	4.47	0.05	Johnson et al. (1966)
HD 185395	Johnson	V	0.37	0.05	Imagawa (1967)
HD 185395	Johnson	V	0.37	0.05	Imagawa (1967)
HD 185395	Johnson	V	4.48	0.05	Nicolet (1978)
HD 185395	Johnson	V	4.48	0.05	Mermilliod (1986)
HD 185395	Stromgren	b	4.74	0.08	Crawford et al. (1966)
HD 185395	Stromgren	b	4.74	0.08	Cameron (1966)
HD 185395	Stromgren	b	4.74	0.08	Crawford & Barnes (1970)
HD 185395	Stromgren	b	4.74	0.08	Pirola (1976)

Table 8—Continued

Object HD	System / Wavelength	Bandpass Bandwidth	Value (mag)	Error (mag)	Reference
HD 185395	Stromgren	b	4.74	0.08	Olsen (1983)
HD 185395	Stromgren	b	4.75	0.08	Taylor & Joner (1992)
HD 185395	Stromgren	b	4.74	0.08	Olsen (1993)
HD 185395	Stromgren	b	4.74	0.08	Olsen (1993)
HD 185395	Stromgren	b	4.74	0.08	Hauck & Mermilliod (1998b)
HD 185395	Stromgren	u	6.09	0.08	Crawford et al. (1966)
HD 185395	Stromgren	u	6.08	0.08	Cameron (1966)
HD 185395	Stromgren	u	6.09	0.08	Crawford & Barnes (1970)
HD 185395	Stromgren	u	6.08	0.08	Pirola (1976)
HD 185395	Stromgren	u	6.08	0.08	Olsen (1983)
HD 185395	Stromgren	u	6.07	0.08	Olsen (1993)
HD 185395	Stromgren	u	6.08	0.08	Olsen (1993)
HD 185395	Stromgren	u	6.08	0.08	Hauck & Mermilliod (1998b)
HD 185395	Stromgren	v	5.16	0.08	Crawford et al. (1966)
HD 185395	Stromgren	v	5.16	0.08	Cameron (1966)
HD 185395	Stromgren	v	5.16	0.08	Crawford & Barnes (1970)
HD 185395	Stromgren	v	5.16	0.08	Pirola (1976)
HD 185395	Stromgren	v	5.16	0.08	Olsen (1983)
HD 185395	Stromgren	v	5.15	0.08	Olsen (1993)
HD 185395	Stromgren	v	5.16	0.08	Olsen (1993)
HD 185395	Stromgren	v	5.16	0.08	Hauck & Mermilliod (1998b)
HD 185395	Stromgren	y	4.48	0.08	Crawford et al. (1966)
HD 185395	Stromgren	y	4.48	0.08	Cameron (1966)
HD 185395	Stromgren	y	4.48	0.08	Crawford & Barnes (1970)
HD 185395	Stromgren	y	4.48	0.08	Pirola (1976)
HD 185395	Stromgren	y	4.48	0.08	Olsen (1983)
HD 185395	Stromgren	y	4.48	0.08	Taylor & Joner (1992)
HD 185395	Stromgren	y	4.48	0.08	Olsen (1993)
HD 185395	Stromgren	y	4.48	0.08	Olsen (1993)
HD 185395	Stromgren	y	4.48	0.08	Hauck & Mermilliod (1998b)
HD 210418	1250	250	3.38	0.05	Guetter (1977)
HD 210418	1600	320	3.38	0.05	Guetter (1977)
HD 210418	2200	440	3.33	0.05	Guetter (1977)
HD 210418	3400	680	3.29	0.05	Guetter (1977)
HD 210418	Geneva	B	2.65	0.08	Rufener (1976)
HD 210418	Geneva	B1	3.58	0.08	Rufener (1976)
HD 210418	Geneva	B2	4.13	0.08	Rufener (1976)
HD 210418	Geneva	G	4.65	0.08	Rufener (1976)
HD 210418	Geneva	U	4.23	0.08	Rufener (1976)
HD 210418	Geneva	V	3.48	0.08	Rufener (1976)
HD 210418	Geneva	V1	4.20	0.08	Rufener (1976)
HD 210418	Johnson	B	3.60	0.05	Sadler, D.H. (1961)
HD 210418	Johnson	B	3.60	0.05	Cousins & Stoy (1962)
HD 210418	Johnson	B	3.60	0.05	Cousins (1964)
HD 210418	Johnson	B	3.59	0.05	Häggkvist & Oja (1966)
HD 210418	Johnson	B	3.62	0.05	Johnson et al. (1966)
HD 210418	Johnson	B	3.62	0.05	Johnson et al. (1966)
HD 210418	Johnson	B	3.62	0.05	Johnson et al. (1966)
HD 210418	Johnson	B	3.59	0.05	Mermilliod (1986)
HD 210418	Johnson	I	3.46	0.05	Johnson et al. (1966)
HD 210418	Johnson	R	3.50	0.05	Johnson et al. (1966)
HD 210418	Johnson	U	3.70	0.05	Cousins & Stoy (1962)
HD 210418	Johnson	U	3.68	0.05	Cousins (1964)
HD 210418	Johnson	U	3.72	0.05	Johnson et al. (1966)
HD 210418	Johnson	U	3.72	0.05	Johnson et al. (1966)
HD 210418	Johnson	U	3.73	0.05	Johnson et al. (1966)
HD 210418	Johnson	U	3.64	0.05	Mermilliod (1986)
HD 210418	Johnson	V	3.52	0.05	Sadler, D.H. (1961)
HD 210418	Johnson	V	3.52	0.05	Cousins & Stoy (1962)
HD 210418	Johnson	V	3.52	0.05	Cousins (1964)
HD 210418	Johnson	V	3.50	0.05	Häggkvist & Oja (1966)
HD 210418	Johnson	V	3.55	0.05	Johnson et al. (1966)
HD 210418	Johnson	V	3.55	0.05	Johnson et al. (1966)
HD 210418	Johnson	V	3.55	0.05	Johnson et al. (1966)
HD 210418	Johnson	V	3.48	0.05	Mermilliod (1986)
HD 210418	Stromgren	b	3.55	0.08	Crawford et al. (1966)

Table 8—Continued

Object HD	System / Wavelength	Bandpass Bandwidth	Value (mag)	Error (mag)	Reference
HD 210418	Stromgren	b	3.54	0.08	Perry (1969)
HD 210418	Stromgren	b	3.55	0.08	Hauck & Mermilliod (1998b)
HD 210418	Stromgren	u	5.05	0.08	Crawford et al. (1966)
HD 210418	Stromgren	u	5.05	0.08	Perry (1969)
HD 210418	Stromgren	u	5.05	0.08	Hauck & Mermilliod (1998b)
HD 210418	Stromgren	v	3.76	0.08	Crawford et al. (1966)
HD 210418	Stromgren	v	3.75	0.08	Perry (1969)
HD 210418	Stromgren	v	3.76	0.08	Hauck & Mermilliod (1998b)
HD 210418	Stromgren	y	3.50	0.08	Crawford et al. (1966)
HD 210418	Stromgren	y	3.50	0.08	Perry (1969)
HD 210418	Stromgren	y	3.50	0.08	Hauck & Mermilliod (1998b)
HD 213558	1240	248	3.75	0.05	Leggett et al. (1986)
HD 213558	2200	440	3.75	0.05	Leggett et al. (1986)
HD 213558	Geneva	B	2.82	0.08	Rufener (1976)
HD 213558	Geneva	B1	3.72	0.08	Rufener (1976)
HD 213558	Geneva	B2	4.32	0.08	Rufener (1976)
HD 213558	Geneva	G	4.95	0.08	Rufener (1976)
HD 213558	Geneva	U	4.28	0.08	Rufener (1976)
HD 213558	Geneva	V	3.76	0.08	Rufener (1976)
HD 213558	Geneva	V1	4.45	0.08	Rufener (1976)
HD 213558	Johnson	B	3.76	0.05	Häggkvist & Oja (1966)
HD 213558	Johnson	B	3.78	0.05	Johnson et al. (1966)
HD 213558	Johnson	B	3.78	0.05	Johnson et al. (1966)
HD 213558	Johnson	B	3.78	0.05	Johnson et al. (1966)
HD 213558	Johnson	B	3.77	0.05	Mermilliod (1986)
HD 213558	Johnson	I	3.80	0.05	Johnson et al. (1966)
HD 213558	Johnson	R	3.77	0.05	Johnson et al. (1966)
HD 213558	Johnson	U	3.78	0.05	Johnson et al. (1966)
HD 213558	Johnson	U	3.78	0.05	Johnson et al. (1966)
HD 213558	Johnson	U	3.78	0.05	Johnson et al. (1966)
HD 213558	Johnson	U	3.80	0.05	Mermilliod (1986)
HD 213558	Johnson	V	3.75	0.05	Häggkvist & Oja (1966)
HD 213558	Johnson	V	3.77	0.05	Johnson et al. (1966)
HD 213558	Johnson	V	3.77	0.05	Johnson et al. (1966)
HD 213558	Johnson	V	3.77	0.05	Johnson et al. (1966)
HD 213558	Johnson	V	3.73	0.05	Mermilliod (1986)
HD 213558	Stromgren	b	3.79	0.08	Cameron (1966)
HD 213558	Stromgren	b	3.79	0.08	Perry (1969)
HD 213558	Stromgren	b	3.78	0.08	Johansen & Gyldenkerne (1970)
HD 213558	Stromgren	b	3.78	0.08	Crawford & Barnes (1970)
HD 213558	Stromgren	b	3.78	0.08	Crawford et al. (1972)
HD 213558	Stromgren	b	3.77	0.08	Pirola (1976)
HD 213558	Stromgren	b	3.78	0.08	Warren & Hesser (1977)
HD 213558	Stromgren	b	3.78	0.08	Hauck & Mermilliod (1998b)
HD 213558	Stromgren	u	5.15	0.08	Cameron (1966)
HD 213558	Stromgren	u	5.19	0.08	Perry (1969)
HD 213558	Stromgren	u	5.14	0.08	Johansen & Gyldenkerne (1970)
HD 213558	Stromgren	u	5.16	0.08	Crawford & Barnes (1970)
HD 213558	Stromgren	u	5.16	0.08	Crawford et al. (1972)
HD 213558	Stromgren	u	5.13	0.08	Pirola (1976)
HD 213558	Stromgren	u	5.13	0.08	Warren & Hesser (1977)
HD 213558	Stromgren	u	5.16	0.08	Hauck & Mermilliod (1998b)
HD 213558	Stromgren	v	3.96	0.08	Cameron (1966)
HD 213558	Stromgren	v	3.96	0.08	Perry (1969)
HD 213558	Stromgren	v	3.95	0.08	Johansen & Gyldenkerne (1970)
HD 213558	Stromgren	v	3.95	0.08	Crawford & Barnes (1970)
HD 213558	Stromgren	v	3.95	0.08	Crawford et al. (1972)
HD 213558	Stromgren	v	3.94	0.08	Pirola (1976)
HD 213558	Stromgren	v	3.94	0.08	Warren & Hesser (1977)
HD 213558	Stromgren	v	3.95	0.08	Hauck & Mermilliod (1998b)
HD 213558	Stromgren	y	3.78	0.08	Cameron (1966)
HD 213558	Stromgren	y	3.78	0.08	Perry (1969)
HD 213558	Stromgren	y	3.78	0.08	Johansen & Gyldenkerne (1970)
HD 213558	Stromgren	y	3.78	0.08	Crawford & Barnes (1970)
HD 213558	Stromgren	y	3.78	0.08	Crawford et al. (1972)
HD 213558	Stromgren	y	3.78	0.08	Pirola (1976)

Table 8—Continued

Object HD	System / Wavelength	Bandpass Bandwidth	Value (mag)	Error (mag)	Reference
HD 213558	Stromgren	y	3.78	0.08	Warren & Hesser (1977)
HD 213558	Stromgren	y	3.78	0.08	Hauck & Mermilliod (1998b)
HD 215648	1240	248	3.22	0.05	Selby et al. (1988)
HD 215648	1250	250	3.22	0.05	Blackwell et al. (1990)
HD 215648	2200	440	2.92	0.05	Selby et al. (1988)
HD 215648	2210	442	2.92	0.05	Blackwell et al. (1990)
HD 215648	Geneva	B	3.84	0.08	Rufener (1976)
HD 215648	Geneva	B1	4.85	0.08	Rufener (1976)
HD 215648	Geneva	B2	5.21	0.08	Rufener (1976)
HD 215648	Geneva	G	5.27	0.08	Rufener (1976)
HD 215648	Geneva	U	5.12	0.08	Rufener (1976)
HD 215648	Geneva	V	4.19	0.08	Rufener (1976)
HD 215648	Geneva	V1	4.94	0.08	Rufener (1976)
HD 215648	Johnson	B	4.69	0.05	Johnson & Morgan (1953)
HD 215648	Johnson	B	4.71	0.05	Hogg (1958)
HD 215648	Johnson	B	4.70	0.05	Sadler, D.H. (1961)
HD 215648	Johnson	B	4.77	0.05	Ljunggren & Oja (1965)
HD 215648	Johnson	B	4.69	0.05	Johnson et al. (1966)
HD 215648	Johnson	B	4.69	0.05	Johnson et al. (1966)
HD 215648	Johnson	B	4.69	0.05	Johnson et al. (1966)
HD 215648	Johnson	B	4.70	0.05	Argue (1966)
HD 215648	Johnson	B	4.71	0.05	Gutierrez-Moreno & et al. (1966)
HD 215648	Johnson	B	4.71	0.05	Cowley et al. (1967)
HD 215648	Johnson	B	4.70	0.05	Imagawa (1967)
HD 215648	Johnson	B	4.69	0.05	Moreno (1971)
HD 215648	Johnson	B	4.69	0.05	Moreno (1971)
HD 215648	Johnson	B	4.70	0.05	Kozok (1985)
HD 215648	Johnson	B	4.71	0.05	Mermilliod (1986)
HD 215648	Johnson	I	3.45	0.05	Johnson et al. (1966)
HD 215648	Johnson	R	3.76	0.05	Johnson et al. (1966)
HD 215648	Johnson	R	3.74	0.05	Moreno (1971)
HD 215648	Johnson	U	4.66	0.05	Johnson & Morgan (1953)
HD 215648	Johnson	U	4.75	0.05	Hogg (1958)
HD 215648	Johnson	U	4.66	0.05	Johnson et al. (1966)
HD 215648	Johnson	U	4.67	0.05	Johnson et al. (1966)
HD 215648	Johnson	U	4.67	0.05	Johnson et al. (1966)
HD 215648	Johnson	U	4.69	0.05	Argue (1966)
HD 215648	Johnson	U	4.73	0.05	Gutierrez-Moreno & et al. (1966)
HD 215648	Johnson	U	4.70	0.05	Cowley et al. (1967)
HD 215648	Johnson	U	4.67	0.05	Imagawa (1967)
HD 215648	Johnson	U	4.70	0.05	Moreno (1971)
HD 215648	Johnson	U	4.70	0.05	Moreno (1971)
HD 215648	Johnson	U	4.68	0.05	Kozok (1985)
HD 215648	Johnson	U	4.71	0.05	Mermilliod (1986)
HD 215648	Johnson	V	4.19	0.05	Johnson & Morgan (1953)
HD 215648	Johnson	V	4.20	0.05	Hogg (1958)
HD 215648	Johnson	V	4.20	0.05	Sadler, D.H. (1961)
HD 215648	Johnson	V	4.23	0.05	Ljunggren & Oja (1965)
HD 215648	Johnson	V	4.19	0.05	Johnson et al. (1966)
HD 215648	Johnson	V	4.19	0.05	Johnson et al. (1966)
HD 215648	Johnson	V	4.19	0.05	Johnson et al. (1966)
HD 215648	Johnson	V	4.19	0.05	Argue (1966)
HD 215648	Johnson	V	4.20	0.05	Gutierrez-Moreno & et al. (1966)
HD 215648	Johnson	V	4.21	0.05	Cowley et al. (1967)
HD 215648	Johnson	V	4.19	0.05	Imagawa (1967)
HD 215648	Johnson	V	4.20	0.05	Moreno (1971)
HD 215648	Johnson	V	4.20	0.05	Moreno (1971)
HD 215648	Johnson	V	4.20	0.05	Kozok (1985)
HD 215648	Johnson	V	4.21	0.05	Mermilliod (1986)
HD 215648	Stromgren	b	4.53	0.08	Crawford et al. (1966)
HD 215648	Stromgren	b	4.53	0.08	Crawford & Barnes (1970)
HD 215648	Stromgren	b	4.54	0.08	Warren & Hesser (1977)
HD 215648	Stromgren	b	4.53	0.08	Kilkenny & Menzies (1986)
HD 215648	Stromgren	b	4.53	0.08	Hauck & Mermilliod (1998b)
HD 215648	Stromgren	u	5.89	0.08	Crawford et al. (1966)
HD 215648	Stromgren	u	5.89	0.08	Crawford & Barnes (1970)

Table 8—Continued

Object HD	System / Wavelength	Bandpass Bandwidth	Value (mag)	Error (mag)	Reference
HD 215648	Stromgren	u	5.92	0.08	Warren & Hesser (1977)
HD 215648	Stromgren	u	5.90	0.08	Kilkenny & Menzies (1986)
HD 215648	Stromgren	u	5.89	0.08	Hauck & Mermilliod (1998b)
HD 215648	Stromgren	v	5.01	0.08	Crawford et al. (1966)
HD 215648	Stromgren	v	5.01	0.08	Crawford & Barnes (1970)
HD 215648	Stromgren	v	5.03	0.08	Warren & Hesser (1977)
HD 215648	Stromgren	v	5.01	0.08	Kilkenny & Menzies (1986)
HD 215648	Stromgren	v	5.01	0.08	Hauck & Mermilliod (1998b)
HD 215648	Stromgren	y	4.20	0.08	Crawford et al. (1966)
HD 215648	Stromgren	y	4.20	0.08	Crawford & Barnes (1970)
HD 215648	Stromgren	y	4.20	0.08	Warren & Hesser (1977)
HD 215648	Stromgren	y	4.20	0.08	Kilkenny & Menzies (1986)
HD 215648	Stromgren	y	4.20	0.08	Hauck & Mermilliod (1998b)
HD 222368	2200	440	2.90	0.05	Haas & Leinert (1990)
HD 222368	Geneva	B	3.79	0.08	Rufener (1976)
HD 222368	Geneva	B1	4.82	0.08	Rufener (1976)
HD 222368	Geneva	B2	5.17	0.08	Rufener (1976)
HD 222368	Geneva	G	5.23	0.08	Rufener (1976)
HD 222368	Geneva	U	5.09	0.08	Rufener (1976)
HD 222368	Geneva	V	4.13	0.08	Rufener (1976)
HD 222368	Geneva	V1	4.90	0.08	Rufener (1976)
HD 222368	Johnson	B	4.64	0.05	Sharpless (1952)
HD 222368	Johnson	B	4.64	0.05	Johnson & Morgan (1953)
HD 222368	Johnson	B	4.64	0.05	Johnson & Harris (1954)
HD 222368	Johnson	B	4.64	0.05	Hogg (1958)
HD 222368	Johnson	B	4.63	0.05	Irwin (1961)
HD 222368	Johnson	B	4.64	0.05	Sadler, D.H. (1961)
HD 222368	Johnson	B	4.65	0.05	Cousins & Stoy (1962)
HD 222368	Johnson	B	4.63	0.05	Häggkvist & Oja (1966)
HD 222368	Johnson	B	4.64	0.05	Johnson et al. (1966)
HD 222368	Johnson	B	4.64	0.05	Johnson et al. (1966)
HD 222368	Johnson	B	4.64	0.05	Johnson et al. (1966)
HD 222368	Johnson	B	4.62	0.05	Argue (1966)
HD 222368	Johnson	B	4.64	0.05	Gutierrez-Moreno & et al. (1966)
HD 222368	Johnson	B	4.62	0.05	Cowley et al. (1967)
HD 222368	Johnson	B	4.64	0.05	Oja (1970)
HD 222368	Johnson	B	4.64	0.05	Moreno (1971)
HD 222368	Johnson	B	4.64	0.05	Moreno (1971)
HD 222368	Johnson	B	4.65	0.05	Celis S. (1975)
HD 222368	Johnson	B	4.63	0.05	Oja (1983)
HD 222368	Johnson	B	4.63	0.05	Cousins (1984)
HD 222368	Johnson	B	4.62	0.05	Oja (1985b)
HD 222368	Johnson	B	4.64	0.05	Kozok (1985)
HD 222368	Johnson	B	4.61	0.05	Oja (1986)
HD 222368	Johnson	B	4.62	0.05	Mermilliod (1986)
HD 222368	Johnson	I	3.38	0.05	Johnson et al. (1966)
HD 222368	Johnson	R	3.69	0.05	Johnson et al. (1966)
HD 222368	Johnson	R	3.69	0.05	Moreno (1971)
HD 222368	Johnson	U	4.63	0.05	Johnson & Morgan (1953)
HD 222368	Johnson	U	4.64	0.05	Johnson & Harris (1954)
HD 222368	Johnson	U	4.67	0.05	Hogg (1958)
HD 222368	Johnson	U	4.63	0.05	Cousins & Stoy (1962)
HD 222368	Johnson	U	4.64	0.05	Johnson et al. (1966)
HD 222368	Johnson	U	4.64	0.05	Johnson et al. (1966)
HD 222368	Johnson	U	4.65	0.05	Johnson et al. (1966)
HD 222368	Johnson	U	4.62	0.05	Argue (1966)
HD 222368	Johnson	U	4.68	0.05	Gutierrez-Moreno & et al. (1966)
HD 222368	Johnson	U	4.64	0.05	Cowley et al. (1967)
HD 222368	Johnson	U	4.64	0.05	Oja (1970)
HD 222368	Johnson	U	4.67	0.05	Moreno (1971)
HD 222368	Johnson	U	4.67	0.05	Moreno (1971)
HD 222368	Johnson	U	4.72	0.05	Celis S. (1975)
HD 222368	Johnson	U	4.64	0.05	Oja (1983)
HD 222368	Johnson	U	4.63	0.05	Cousins (1984)
HD 222368	Johnson	U	4.64	0.05	Oja (1985b)
HD 222368	Johnson	U	4.64	0.05	Kozok (1985)

Table 8—Continued

Object HD	System / Wavelength	Bandpass Bandwidth	Value (mag)	Error (mag)	Reference
HD 222368	Johnson	U	4.59	0.05	Oja (1986)
HD 222368	Johnson	U	4.61	0.05	Mermilliod (1986)
HD 222368	Johnson	V	4.13	0.05	Sharpless (1952)
HD 222368	Johnson	V	4.13	0.05	Johnson & Morgan (1953)
HD 222368	Johnson	V	4.13	0.05	Johnson & Harris (1954)
HD 222368	Johnson	V	4.12	0.05	Hogg (1958)
HD 222368	Johnson	V	4.12	0.05	Irwin (1961)
HD 222368	Johnson	V	4.13	0.05	Sadler, D.H. (1961)
HD 222368	Johnson	V	4.14	0.05	Cousins & Stoy (1962)
HD 222368	Johnson	V	4.12	0.05	Häggkvist & Oja (1966)
HD 222368	Johnson	V	4.13	0.05	Johnson et al. (1966)
HD 222368	Johnson	V	4.13	0.05	Johnson et al. (1966)
HD 222368	Johnson	V	4.13	0.05	Johnson et al. (1966)
HD 222368	Johnson	V	4.12	0.05	Argue (1966)
HD 222368	Johnson	V	4.13	0.05	Gutierrez-Moreno & et al. (1966)
HD 222368	Johnson	V	4.11	0.05	Cowley et al. (1967)
HD 222368	Johnson	V	4.13	0.05	Oja (1970)
HD 222368	Johnson	V	4.14	0.05	Moreno (1971)
HD 222368	Johnson	V	4.14	0.05	Moreno (1971)
HD 222368	Johnson	V	4.11	0.05	Celis S. (1975)
HD 222368	Johnson	V	4.13	0.05	Oja (1983)
HD 222368	Johnson	V	4.13	0.05	Cousins (1984)
HD 222368	Johnson	V	4.13	0.05	Oja (1985b)
HD 222368	Johnson	V	4.13	0.05	Kozok (1985)
HD 222368	Johnson	V	4.12	0.05	Oja (1986)
HD 222368	Johnson	V	4.12	0.05	Mermilliod (1986)
HD 222368	Stromgren	b	4.47	0.08	Crawford et al. (1966)
HD 222368	Stromgren	b	4.46	0.08	Crawford & Barnes (1970)
HD 222368	Stromgren	b	4.46	0.08	Stokes (1972a)
HD 222368	Stromgren	b	4.45	0.08	Stokes (1972b)
HD 222368	Stromgren	b	4.46	0.08	Philip & Philip (1973)
HD 222368	Stromgren	b	4.46	0.08	Grønbech et al. (1976)
HD 222368	Stromgren	b	4.46	0.08	Warren & Hesser (1977)
HD 222368	Stromgren	b	4.46	0.08	Olsen (1983)
HD 222368	Stromgren	b	4.47	0.08	Reglero et al. (1987)
HD 222368	Stromgren	b	4.46	0.08	Olsen (1993)
HD 222368	Stromgren	b	4.46	0.08	Olsen (1994b)
HD 222368	Stromgren	b	4.46	0.08	Hauck & Mermilliod (1998b)
HD 222368	Stromgren	u	5.84	0.08	Crawford et al. (1966)
HD 222368	Stromgren	u	5.84	0.08	Crawford & Barnes (1970)
HD 222368	Stromgren	u	5.85	0.08	Stokes (1972a)
HD 222368	Stromgren	u	5.86	0.08	Stokes (1972b)
HD 222368	Stromgren	u	5.84	0.08	Philip & Philip (1973)
HD 222368	Stromgren	u	5.84	0.08	Grønbech et al. (1976)
HD 222368	Stromgren	u	5.84	0.08	Warren & Hesser (1977)
HD 222368	Stromgren	u	5.85	0.08	Olsen (1983)
HD 222368	Stromgren	u	5.85	0.08	Reglero et al. (1987)
HD 222368	Stromgren	u	5.84	0.08	Olsen (1993)
HD 222368	Stromgren	u	5.85	0.08	Olsen (1994b)
HD 222368	Stromgren	u	5.85	0.08	Hauck & Mermilliod (1998b)
HD 222368	Stromgren	v	4.95	0.08	Crawford et al. (1966)
HD 222368	Stromgren	v	4.95	0.08	Crawford & Barnes (1970)
HD 222368	Stromgren	v	4.96	0.08	Stokes (1972a)
HD 222368	Stromgren	v	4.96	0.08	Stokes (1972b)
HD 222368	Stromgren	v	4.95	0.08	Philip & Philip (1973)
HD 222368	Stromgren	v	4.95	0.08	Grønbech et al. (1976)
HD 222368	Stromgren	v	4.95	0.08	Warren & Hesser (1977)
HD 222368	Stromgren	v	4.96	0.08	Olsen (1983)
HD 222368	Stromgren	v	4.95	0.08	Reglero et al. (1987)
HD 222368	Stromgren	v	4.95	0.08	Olsen (1993)
HD 222368	Stromgren	v	4.96	0.08	Olsen (1994b)
HD 222368	Stromgren	v	4.95	0.08	Hauck & Mermilliod (1998b)
HD 222368	Stromgren	y	4.13	0.08	Crawford et al. (1966)
HD 222368	Stromgren	y	4.13	0.08	Crawford & Barnes (1970)
HD 222368	Stromgren	y	4.13	0.08	Stokes (1972a)
HD 222368	Stromgren	y	4.13	0.08	Stokes (1972b)



Table 8—Continued

Object HD	System / Wavelength	Bandpass Bandwidth	Value (mag)	Error (mag)	Reference
HD 222368	Stromgren	y	4.13	0.08	Philip & Philip (1973)
HD 222368	Stromgren	y	4.13	0.08	Grønbech et al. (1976)
HD 222368	Stromgren	y	4.13	0.08	Warren & Hesser (1977)
HD 222368	Stromgren	y	4.13	0.08	Olsen (1983)
HD 222368	Stromgren	y	4.13	0.08	Reglero et al. (1987)
HD 222368	Stromgren	y	4.13	0.08	Olsen (1993)
HD 222368	Stromgren	y	4.13	0.08	Olsen (1994b)
HD 222368	Stromgren	y	4.13	0.08	Hauck & Mermilliod (1998b)

Note. — Refer to Section 2.3 for details.

Table 9. Bolometric Fluxes

Star HD	Template Sp.Ty.	# PHOT	Reduced $\chi^2$	$F_{\text{BOL}} \pm \sigma$ ( $10^{-8}$ erg s $^{-1}$ cm $^{-2}$ )	$A_V \pm \sigma$ (mag)
4614	G0V	80	1.04	113.90±1.71	0.001±0.014
5015	F8V	95	0.74	31.50±0.56	0.005±0.016
6582	G5V	165	2.63	24.48±0.39	0.000±0.014
10780	K0V	86	0.75	16.43±0.33	0.000±0.018
16895	F6V	94	0.70	58.21±1.04	0.000±0.016
19373	G0V	89	0.41	63.29±0.93	0.016±0.013
20630	G5V	205	0.59	32.46±0.55	0.000±0.015
22484	G0V	171	0.33	51.23±0.69	0.000±0.012
30652	F6V	251	0.72	139.80±1.50	0.000±0.009
34411	G1V	151	0.49	35.01±0.45	0.000±0.011
39587	G0V	139	0.28	46.44±0.78	0.011±0.015
48737	F5III	85	0.60	115.20±2.37	0.000±0.018
56537	A5V	136	1.11	95.40±2.18	0.000±0.019
58946	F0V	156	0.41	54.87±0.88	0.020±0.014
81937	F02IV	69	1.69	85.77±1.88	0.035±0.019
82328	F6.5IV	96	0.32	139.70±2.81	0.000±0.018
82885	G8V	189	1.32	19.57±0.18	0.032±0.008
86728	G5V	150	0.26	19.63±0.39	0.000±0.017
90839	F8V	83	0.43	31.69±0.82	0.000±0.023
95418	A0IV	106	0.82	339.90±7.05	0.038±0.017
97603	A4V	105	1.55	250.90±3.87	0.053±0.013
101501	G6.5V	138	0.41	21.27±0.30	0.011±0.012
102870	G0V	222	0.35	96.43±1.41	0.000±0.013
103095	G9V	244	3.85	8.27±0.08	0.000±0.009
109358	G0V	137	0.57	52.11±0.84	0.000±0.014
114710	G0V	216	0.43	52.49±0.56	0.000±0.010
118098	A5V	104	2.29	111.80±1.57	0.000±0.013
126660	F7V	98	0.50	63.08±1.47	0.000±0.020
128167	F2V	182	1.88	44.52±0.54	0.062±0.010
131156	G8V	90	1.45	46.18±1.05	0.043±0.019
141795	A5V	101	1.13	83.87±2.05	0.020±0.020
142860	F6V	156	0.31	77.38±1.30	0.014±0.014
146233	G3.5V	116	0.62	17.65±0.46	0.000±0.022
162003	F6V	96	0.44	39.22±0.95	0.000±0.021
164259	F3.5V	134	0.43	36.34±0.74	0.000±0.018
173667	F6V	84	0.33	55.02±1.19	0.002±0.019
177724	A0V	163	1.16	191.50±3.12	0.002±0.014
182572	G8IV	95	1.86	26.66±0.63	0.000±0.021
185144	K0V	240	0.72	39.93±0.56	0.000±0.012
185395	F2V	143	0.25	40.91±0.86	0.015±0.018
210418	A2IV	83	1.21	98.86±2.46	0.000±0.022
213558	A0V	109	0.94	93.04±2.21	0.015±0.020
215648	F8V	154	0.66	57.33±1.05	0.000±0.016
222368	F8V	279	0.40	60.95±0.99	0.000±0.014

Note. — For details, see Section 4.1.

Table 10. Radii, Luminosities, and Temperatures

Star HD	$R$ ( $R_{\odot}$ )	$L$ ( $L_{\odot}$ )	$T_{\text{EFF}}$ (K)
4614	1.039 ± 0.004	1.252 ± 0.019	6003 ± 24
5015	1.743 ± 0.023	3.432 ± 0.061	5963 ± 44
6582	0.790 ± 0.009	0.428 ± 0.007	5264 ± 32
10780	0.825 ± 0.021	0.516 ± 0.010	5396 ± 72
16895	1.319 ± 0.011	2.235 ± 0.040	6157 ± 37
19373	1.412 ± 0.009	2.181 ± 0.032	5915 ± 29
20630	0.919 ± 0.025	0.841 ± 0.014	5776 ± 81
22484	1.622 ± 0.024	3.042 ± 0.042	5997 ± 44
30652	1.323 ± 0.004	2.822 ± 0.030	6516 ± 19
34411	1.331 ± 0.021	1.732 ± 0.022	5749 ± 48
39587	0.979 ± 0.009	1.081 ± 0.018	5961 ± 36
48737	2.710 ± 0.021	11.574 ± 0.238	6480 ± 39
56537	2.777 ± 0.047	28.306 ± 0.648	8007 ± 77
58946	1.655 ± 0.028	5.542 ± 0.089	6899 ± 63
81937	2.902 ± 0.026	15.086 ± 0.330	6693 ± 45
82328	2.365 ± 0.008	7.871 ± 0.158	6300 ± 33
82885	1.003 ± 0.016	0.784 ± 0.007	5434 ± 45
86728	1.247 ± 0.021	1.378 ± 0.027	5612 ± 52
90839	1.091 ± 0.020	1.605 ± 0.042	6233 ± 68
95418	3.021 ± 0.038	63.015 ± 1.307	9377 ± 75
97603	2.557 ± 0.020	24.973 ± 0.385	8085 ± 42
101501	0.940 ± 0.010	0.609 ± 0.009	5270 ± 32
102870	1.681 ± 0.008	3.572 ± 0.052	6132 ± 26
103095	0.681 ± 0.006	0.212 ± 0.002	4759 ± 20
109358	1.123 ± 0.028	1.151 ± 0.018	5653 ± 72
114710	1.106 ± 0.011	1.357 ± 0.014	5936 ± 33
118098	2.079 ± 0.025	17.885 ± 0.252	8247 ± 52
126660	1.733 ± 0.011	4.131 ± 0.096	6265 ± 41
128167	1.431 ± 0.023	3.461 ± 0.042	6594 ± 55
131156	0.863 ± 0.011	0.645 ± 0.015	5580 ± 46
141795	1.783 ± 0.040	12.134 ± 0.296	8084 ± 102
142860	1.472 ± 0.007	3.039 ± 0.051	6294 ± 29
146233	1.166 ± 0.026	1.058 ± 0.028	5433 ± 69
162003	2.329 ± 0.067	6.343 ± 0.153	6014 ± 90
164259	1.961 ± 0.071	6.251 ± 0.127	6529 ± 118
173667	2.064 ± 0.017	6.296 ± 0.136	6376 ± 39
177724	2.449 ± 0.046	38.492 ± 0.627	9205 ± 95
182572	1.379 ± 0.042	1.904 ± 0.045	5787 ± 92
185144	0.776 ± 0.008	0.410 ± 0.006	5255 ± 31
185395	1.697 ± 0.030	4.265 ± 0.090	6381 ± 65
210418	2.623 ± 0.083	24.549 ± 0.610	7951 ± 97
213558	2.143 ± 0.074	28.552 ± 0.678	9131 ± 167
215648	1.912 ± 0.016	4.722 ± 0.087	6167 ± 36
222368	1.595 ± 0.014	3.555 ± 0.058	6288 ± 37

Note. — For details, see Section 4.2.

Table 11. Solutions to  $T_{\text{EFF}}$  Relations

	$(B - V)$	$(V - K)$	Spectral Type
Equation in text	8	9	10
$n$ .....	39	44	41
Range .....	0.05 – 0.80 <sup>a</sup>	0.0 – 2.0	A0 - K0 <sup>a</sup>
Reduced $\chi^2$ .....	5.97	6.04	12.1
Median $dT_{\text{EFF}}$ .	55	64	90

<sup>a</sup>Metallicity  $[\text{Fe}/\text{H}] > -0.75$

Note. — Refer to Section 5.1 for details.

Table 12.  $Y^2$  Model Isochrone Results for Stars with  $L > 0.75L_{\odot}$

Star HD	Mass $\pm\sigma$ ( $M_{\odot}$ )	Age $\pm\sigma$ (Gyr)
4614	0.972 $\pm$ 0.012	5.4 $\pm$ 0.9
5015	1.182 $\pm$ 0.011	5.4 $\pm$ 0.3
16895	1.138 $\pm$ 0.010	4.0 $\pm$ 0.4
19373	1.169 $\pm$ 0.013	4.8 $\pm$ 0.5
20630	1.037 $\pm$ 0.042	0.2 $\pm$ 3.1
22484	1.139 $\pm$ 0.016	5.7 $\pm$ 0.4
30652	1.283 $\pm$ 0.006	1.3 $\pm$ 0.2
34411	1.041 $\pm$ 0.015	8.1 $\pm$ 0.8
39587	1.029 $\pm$ 0.029	2.0 $\pm$ 1.8
48737	1.706 $\pm$ 0.012	1.7 $\pm$ 0.1
56537	2.111 $\pm$ 0.010	0.8 $\pm$ 0.0
58946	1.355 $\pm$ 0.013	2.1 $\pm$ 0.2
81937	1.824 $\pm$ 0.016	1.4 $\pm$ 0.1
82328	1.506 $\pm$ 0.095	2.4 $\pm$ 0.7
82885	0.910 $\pm$ 0.020	10.6 $\pm$ 2.2
86728	1.034 $\pm$ 0.036	8.5 $\pm$ 1.8
90839	1.119 $\pm$ 0.035	1.5 $\pm$ 1.4
97603	2.061 $\pm$ 0.006	0.8 $\pm$ 0.0
102870	1.324 $\pm$ 0.005	3.3 $\pm$ 0.1
109358	0.852 $\pm$ 0.023	14.2 $\pm$ 2.1
114710	1.045 $\pm$ 0.013	4.6 $\pm$ 0.9
118098	1.940 $\pm$ 0.006	0.7 $\pm$ 0.0
126660	1.232 $\pm$ 0.058	4.2 $\pm$ 0.8
128167	1.194 $\pm$ 0.013	3.1 $\pm$ 0.4
141795	1.820 $\pm$ 0.026	0.5 $\pm$ 0.2
142860	1.184 $\pm$ 0.012	3.9 $\pm$ 0.3
146233	0.887 $\pm$ 0.019	14.9 $\pm$ 2.0
162003	1.311 $\pm$ 0.016	3.8 $\pm$ 0.1
164259	1.429 $\pm$ 0.013	2.4 $\pm$ 0.2
173667	1.422 $\pm$ 0.009	2.6 $\pm$ 0.1
177724	1.984 $\pm$ 0.006	0.8 $\pm$ 0.0
182572	1.186 $\pm$ 0.015	4.5 $\pm$ 0.8
185395	1.342 $\pm$ 0.011	2.8 $\pm$ 0.2
210418	1.858 $\pm$ 0.024	1.1 $\pm$ 0.1
213558	2.209 $\pm$ 0.037	0.4 $\pm$ 0.1
215648	1.192 $\pm$ 0.011	4.8 $\pm$ 0.2
222368	1.268 $\pm$ 0.009	3.4 $\pm$ 0.2

Note. — Isochrones are not sensitive to stars with  $L < 0.75 L_{\odot}$  which includes these stars in our survey: HD 6582, HD 10780, HD 101501, HD 103095, HD 131156 and HD 185144. Errors are calculated assuming the 1- $\sigma$  errors on temperature and luminosity. Refer to Section 5.3 for details.

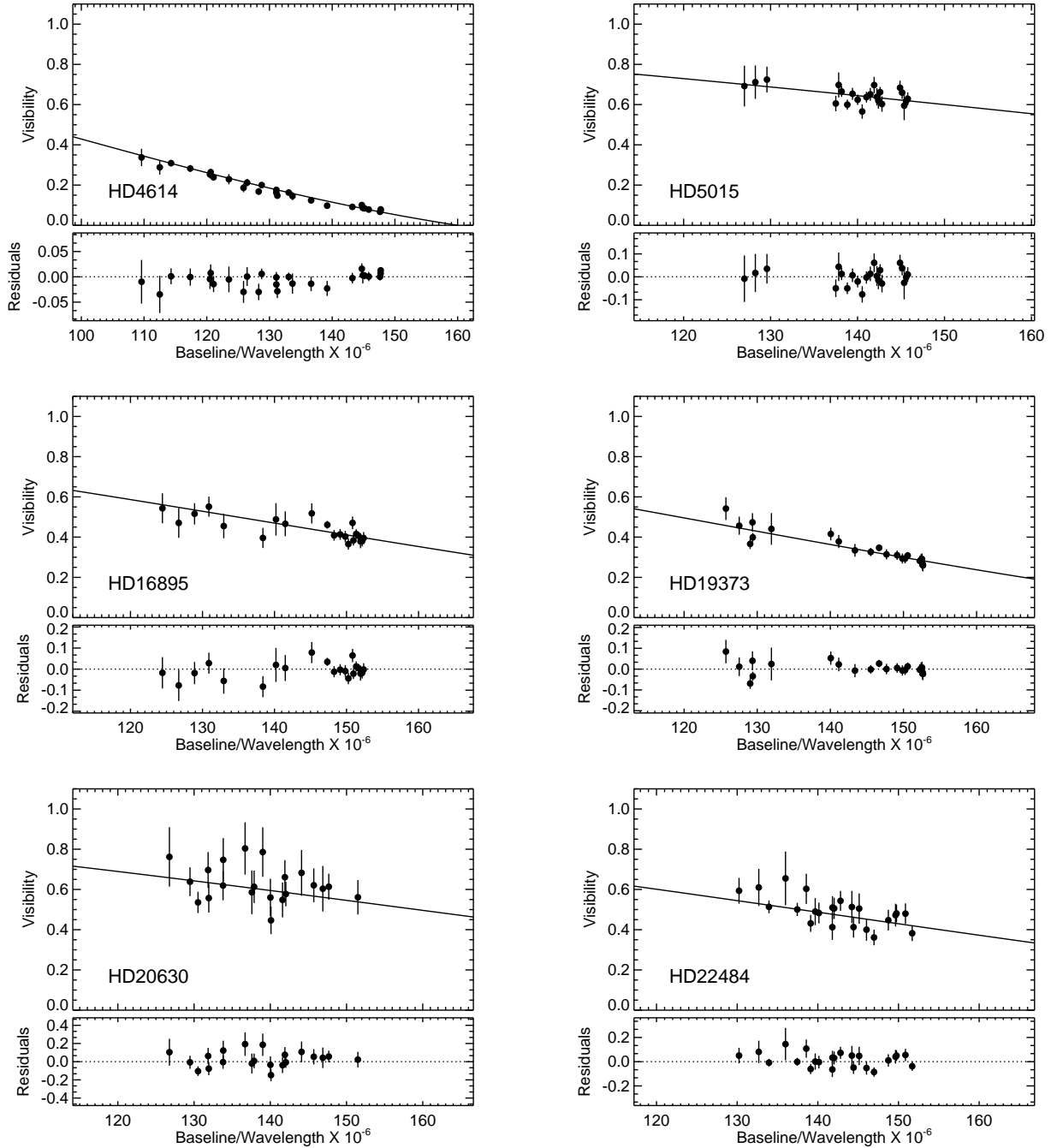


Fig. 1.— Calibrated observations plotted with the limb-darkened angular diameter fit for each star observed. See Section 3 and Table 5 for details.

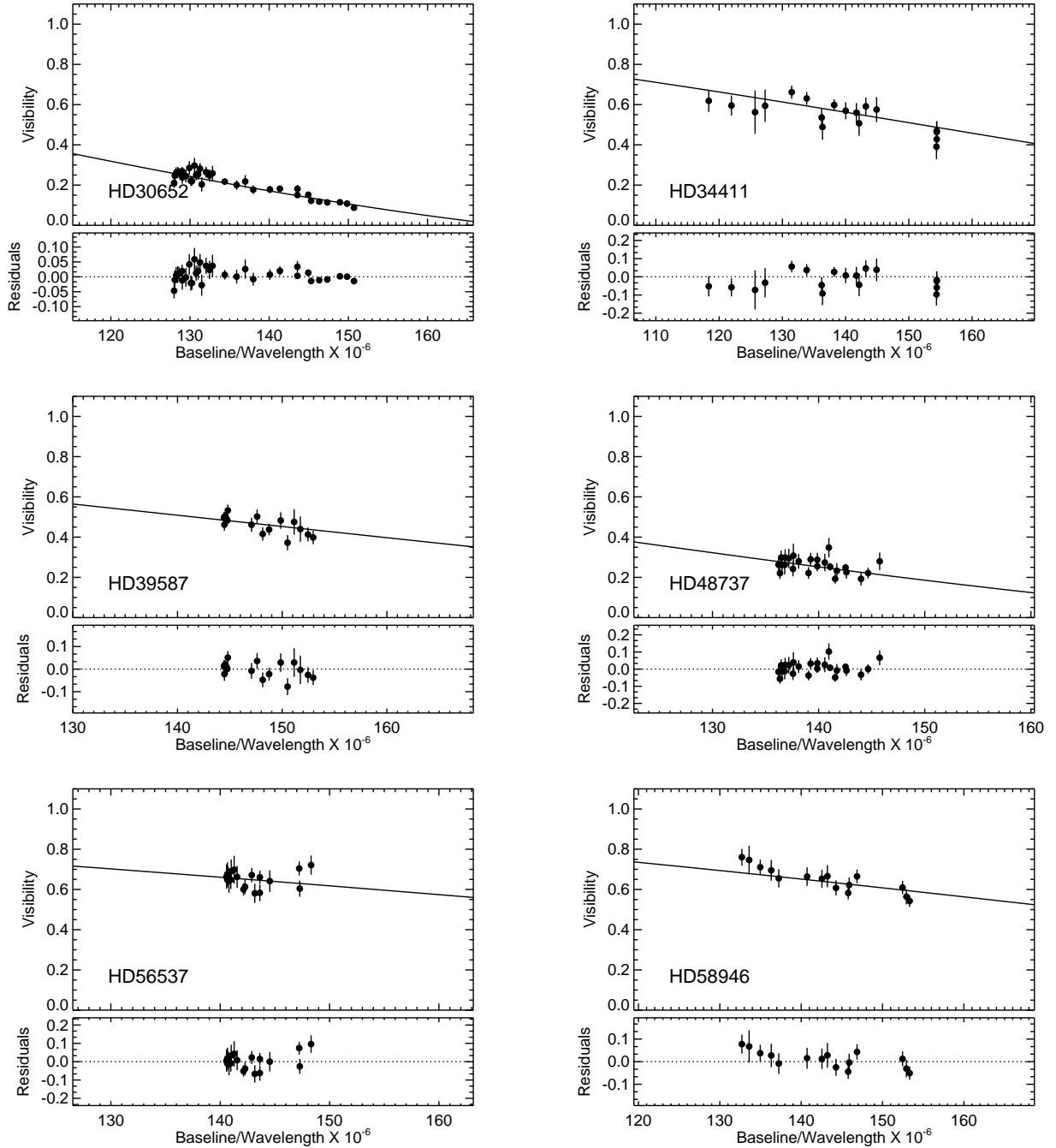


Fig. 2.— Calibrated observations plotted with the limb-darkened angular diameter fit for each star observed. See Section 3 and Table 5 for details.

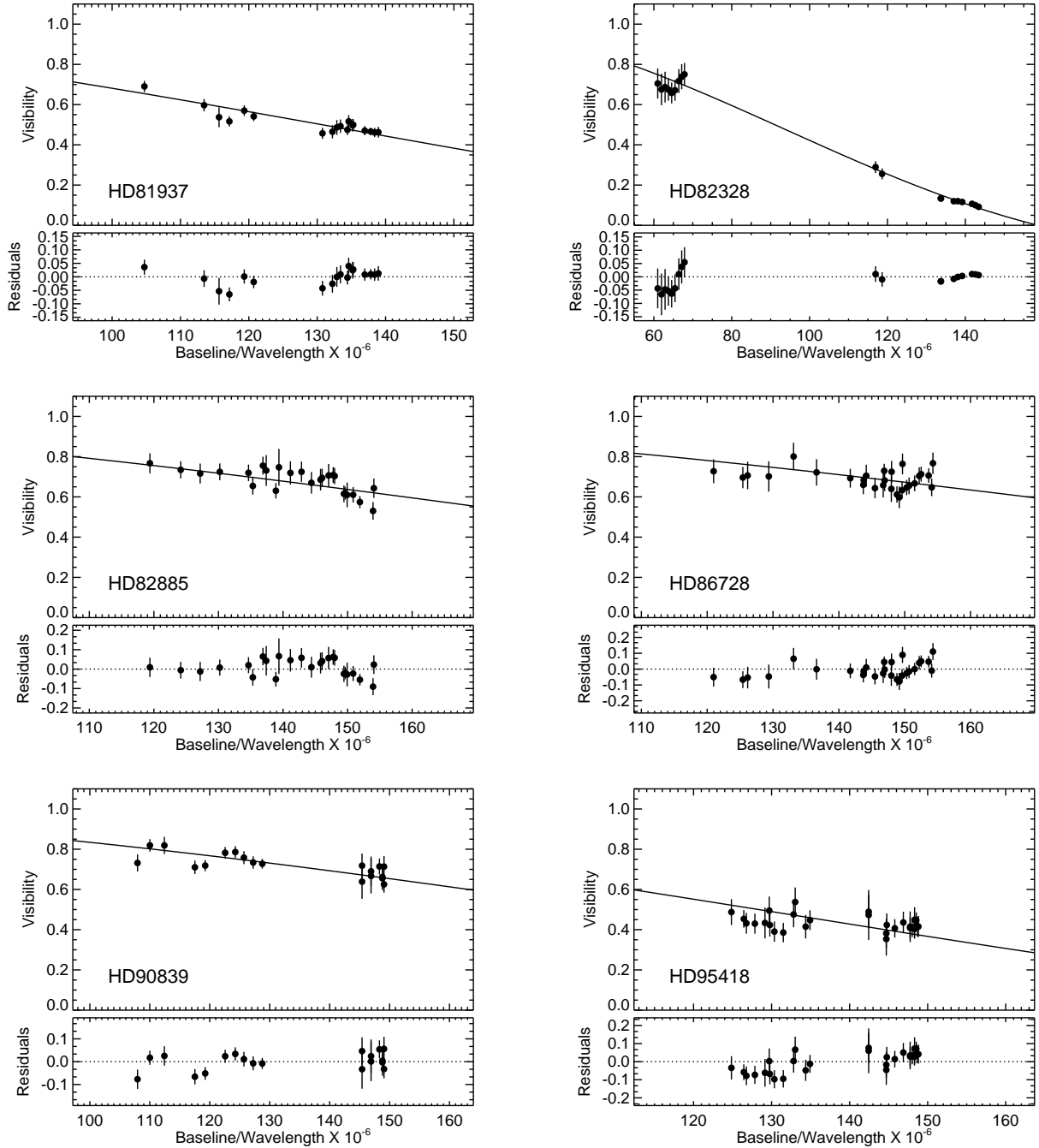


Fig. 3.— Calibrated observations plotted with the limb-darkened angular diameter fit for each star observed. See Section 3 and Table 5 for details.

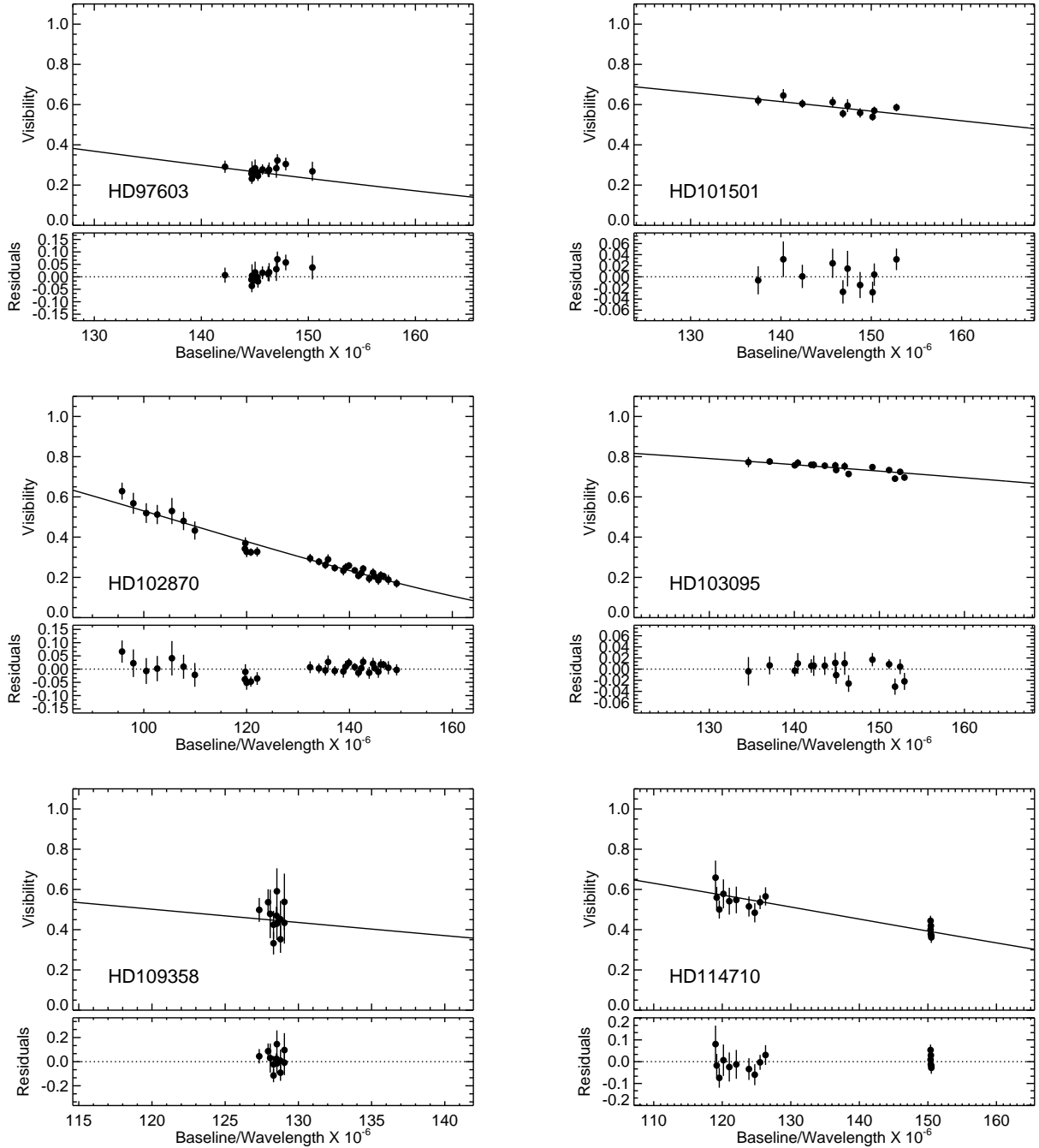


Fig. 4.— Calibrated observations plotted with the limb-darkened angular diameter fit for each star observed. See Section 3 and Table 5 for details.



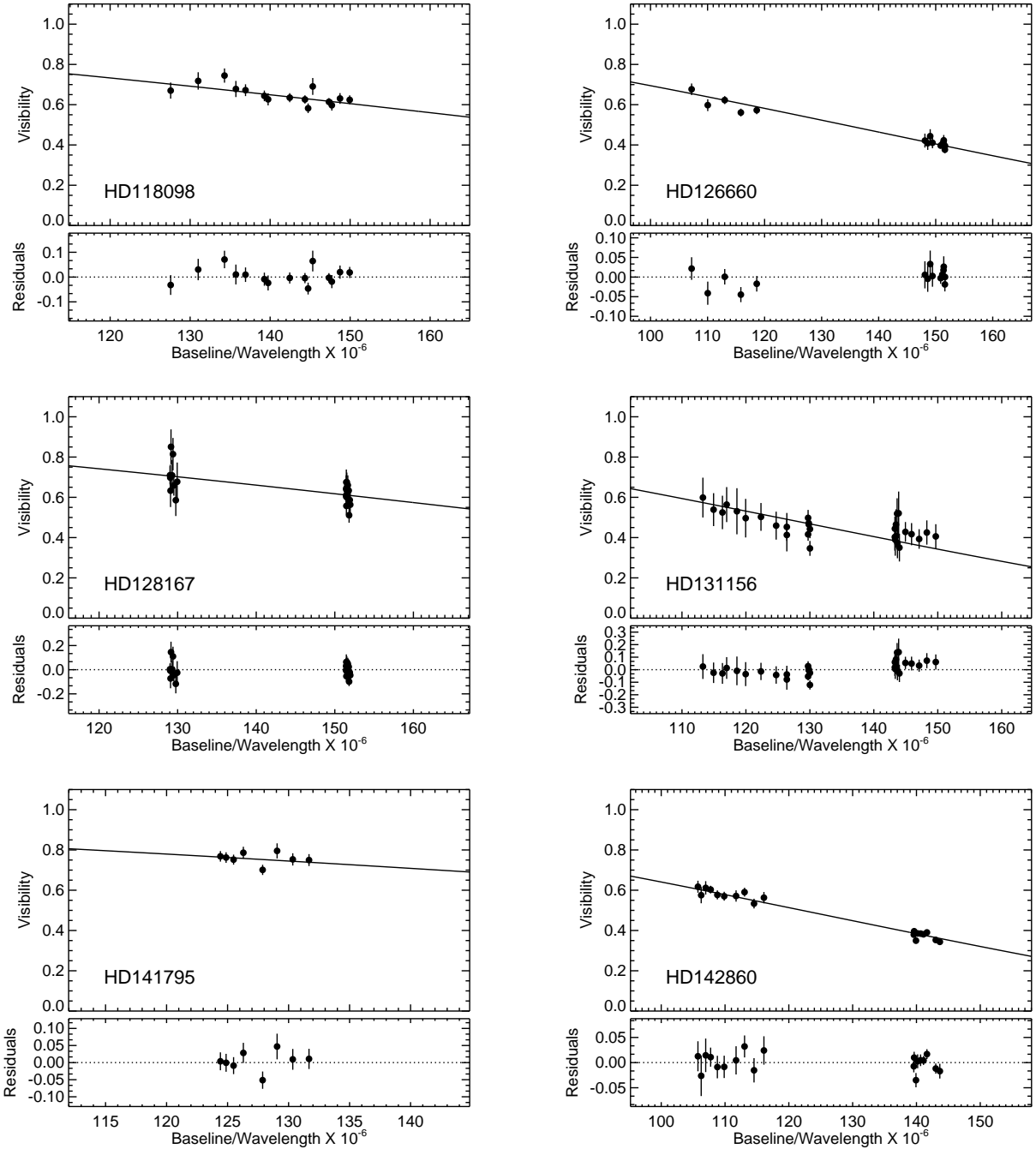


Fig. 5.— Calibrated observations plotted with the limb-darkened angular diameter fit for each star observed. See Section 3 and Table 5 for details.

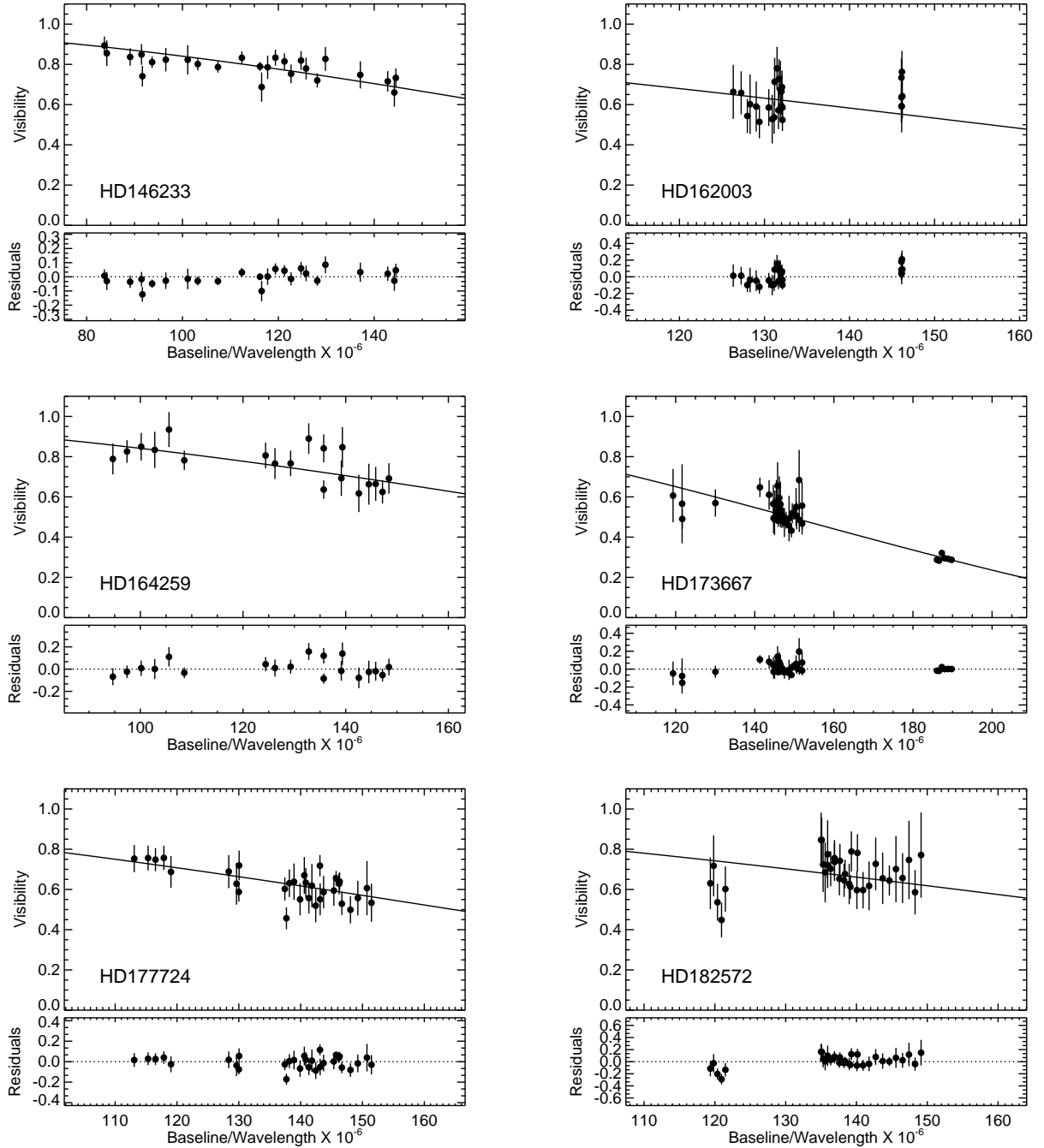


Fig. 6.— Calibrated observations plotted with the limb-darkened angular diameter fit for each star observed. See Section 3 and Table 5 for details.

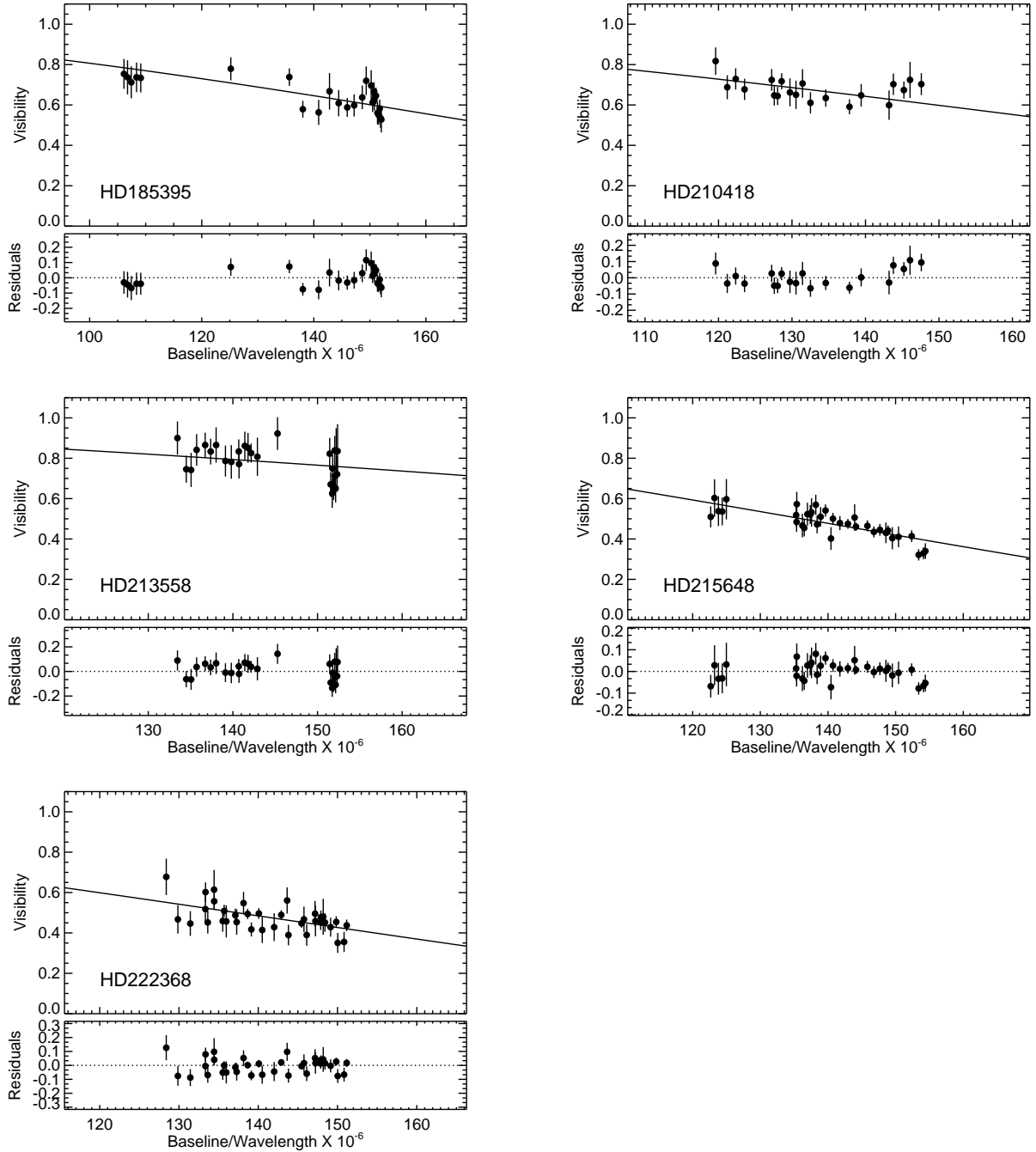


Fig. 7.— Calibrated observations plotted with the limb-darkened angular diameter fit for each star observed. See Section 3 and Table 5 for details.

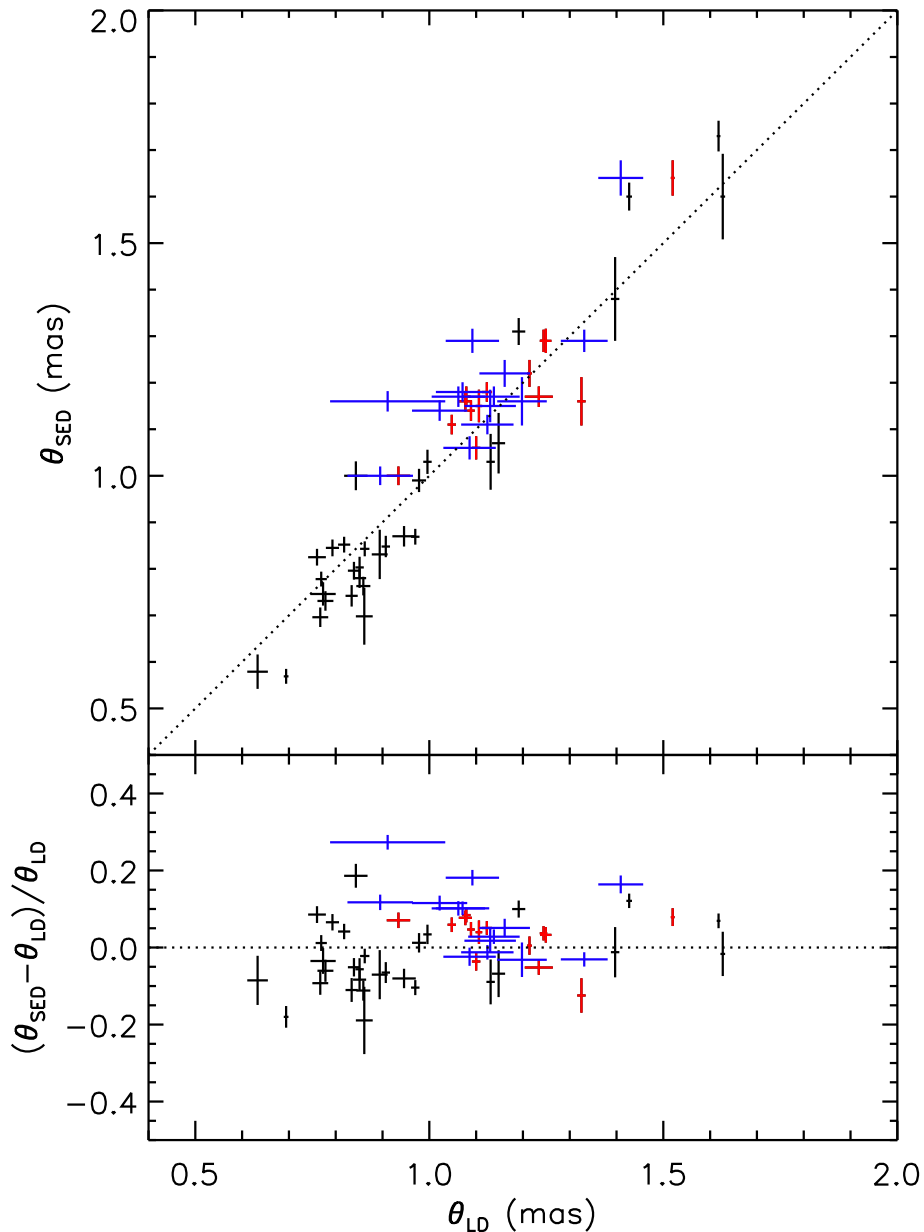


Fig. 8.— TOP: Plot showing the measured limb-darkened angular diameters versus the SED angular diameters and the 1- $\sigma$  errors (*black*). Measurements for the 14 stars in common with this work are highlighted in color with *red* indicating a CHARA measurement presented in this paper and *blue* for a PTI measurement measured in van Belle & von Braun (2009). BOTTOM: Plot showing the fractional difference between the SED and limb-darkened angular diameters. The dotted line shows an equal agreement of both measurements. See Section 3.2 and Tables 5 and 6 for details.

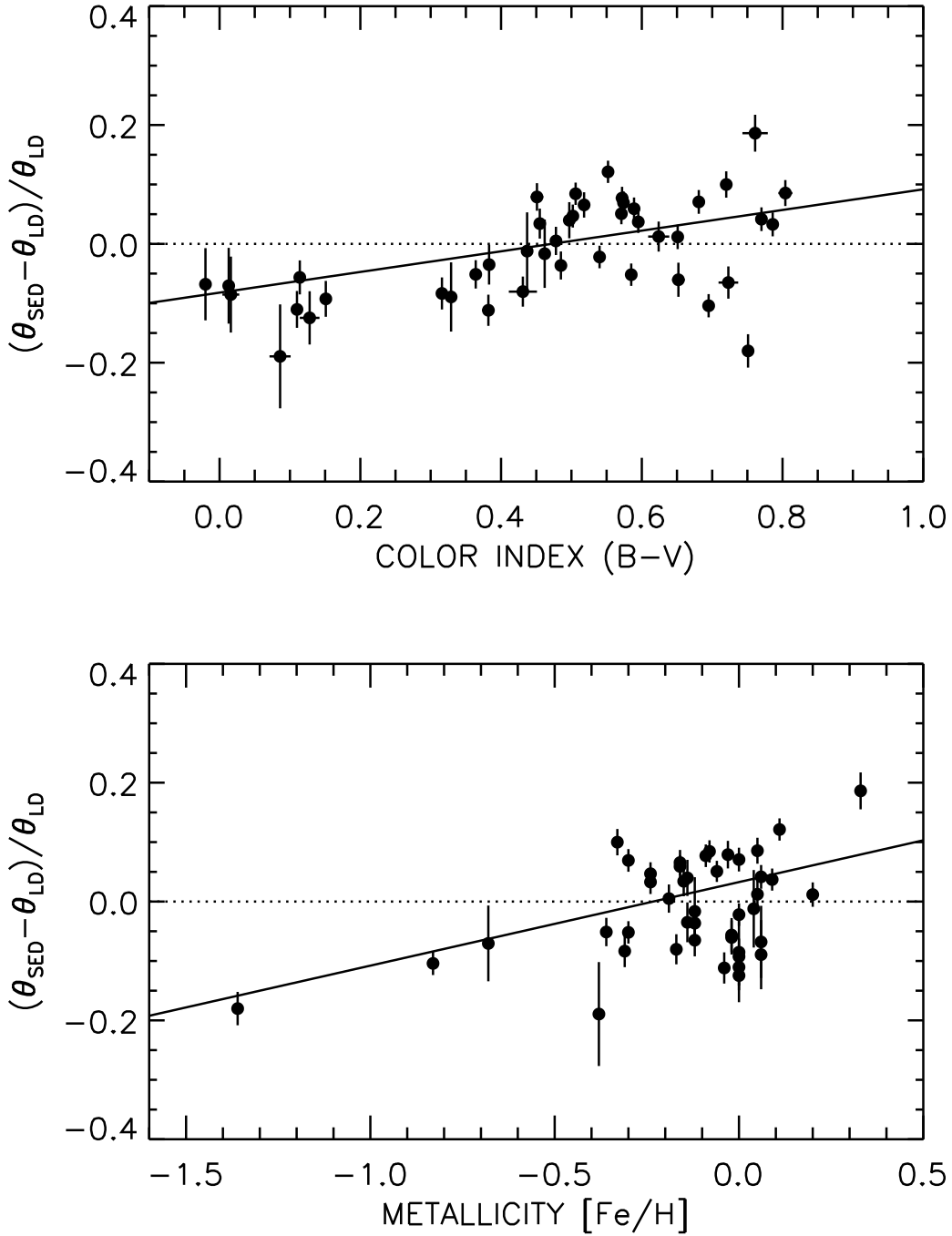


Fig. 9.— TOP: The difference between limb-darkened angular diameters and the SED angular diameters from this work versus  $(B - V)$  color index. Bottom: Same as above with respect to metallicity. The dotted line shows an equal agreement of both measurements. A provisional fit to the data is shown as a solid line, and is suspect to a cautious interpretation due to the sparse amount of data available. See Section 3 for details.

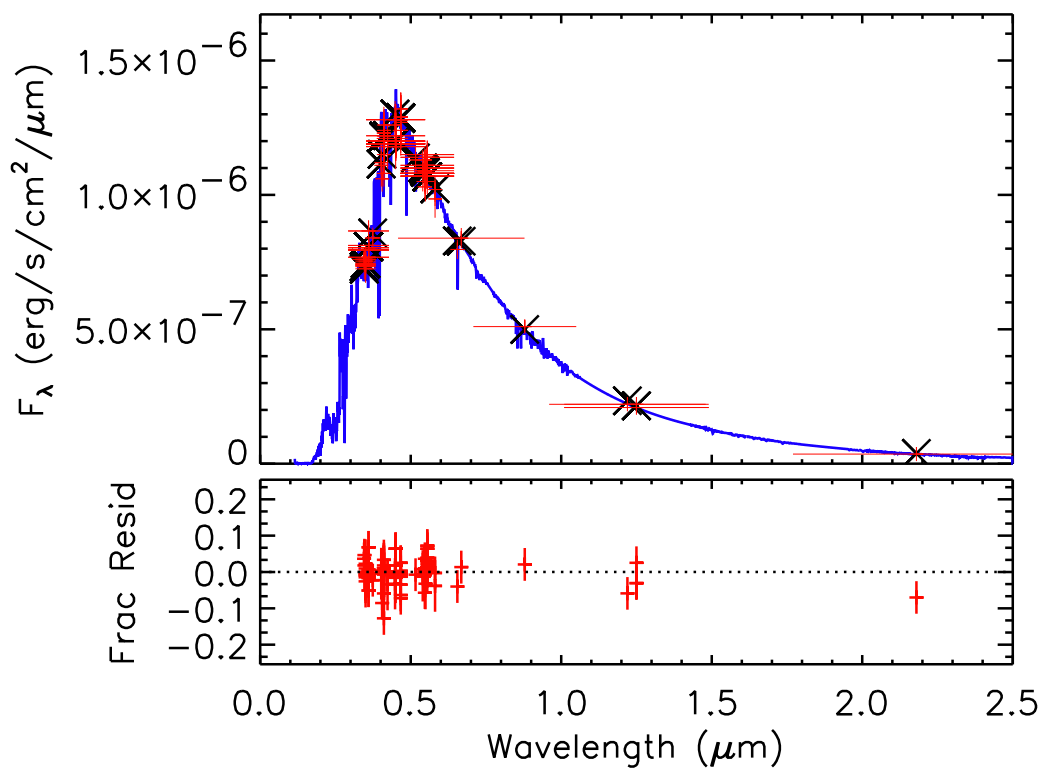


Fig. 10.— Example SED fit for HD 142860. The (red) pluses indicate flux calibrated photometry from the literature with corresponding errors (y-direction) and bandwidth of the filter (x-direction). The (black) crosses show the flux value of the spectral template integrated over the filter transmission for each point. The spectral template is plotted by a blue line. The lower panel shows the residuals. See Section 4 for details.

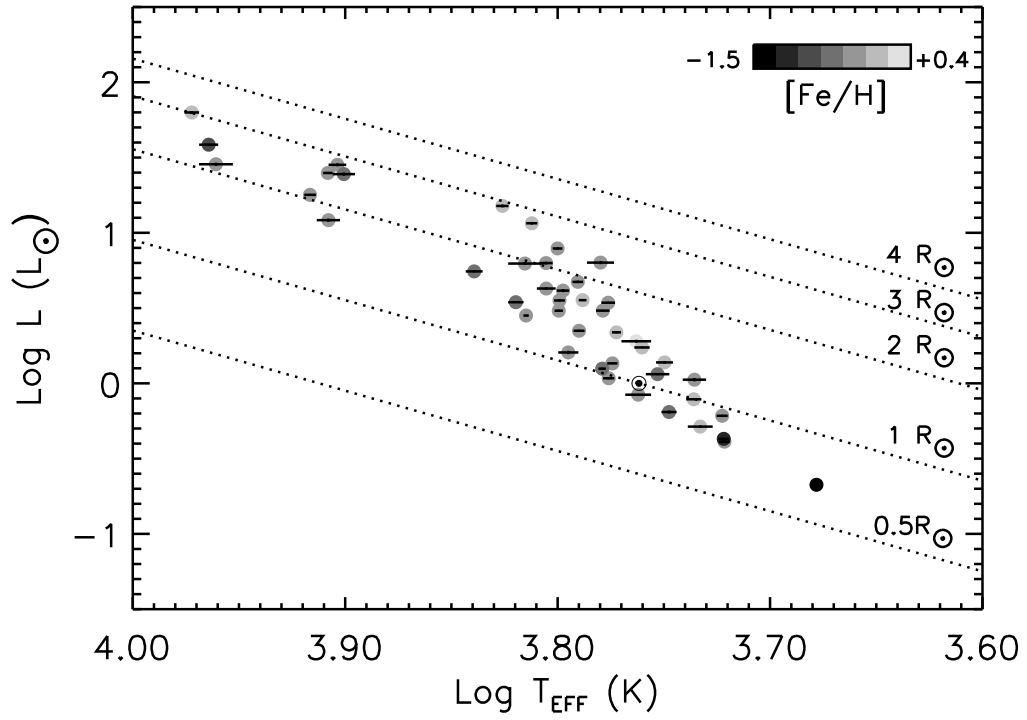


Fig. 11.— The luminosities and temperatures of the stars in the survey are plotted with their  $1\text{-}\sigma$  errors. Lines of constant radii are plotted as dotted lines. The shading of the symbol represents the metallicity of the star  $[\text{Fe}/\text{H}]$ . See Section 4.2 for details.

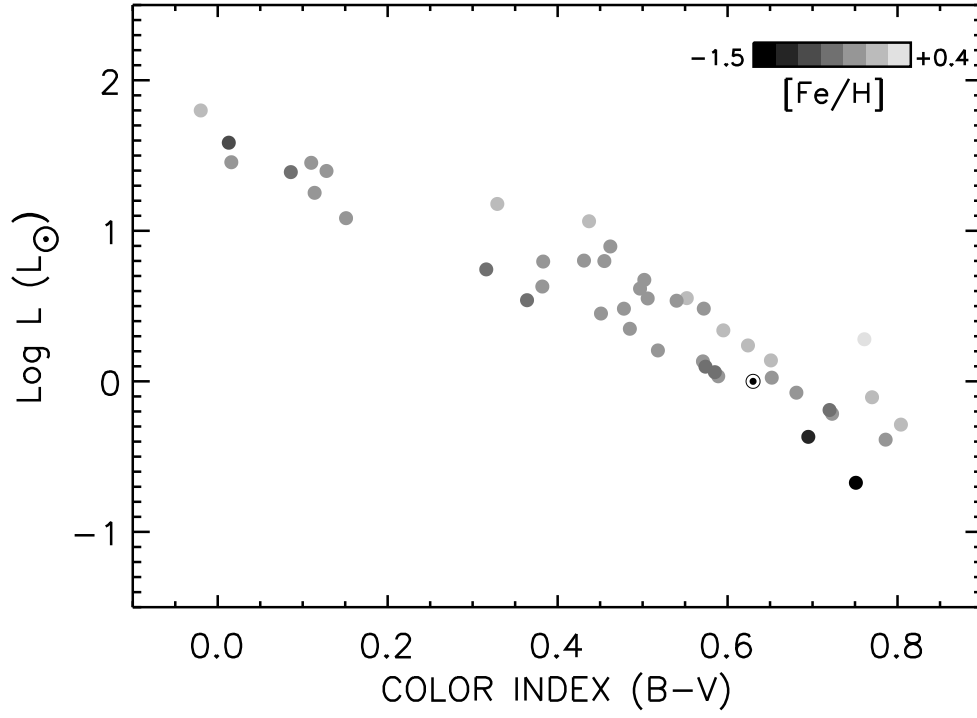


Fig. 12.— The luminosity and  $(B - V)$  color-index plotted of the stars in this survey. The shading of the symbol represents the metallicity of the star  $[\text{Fe}/\text{H}]$ . See Section 4.2 for details.



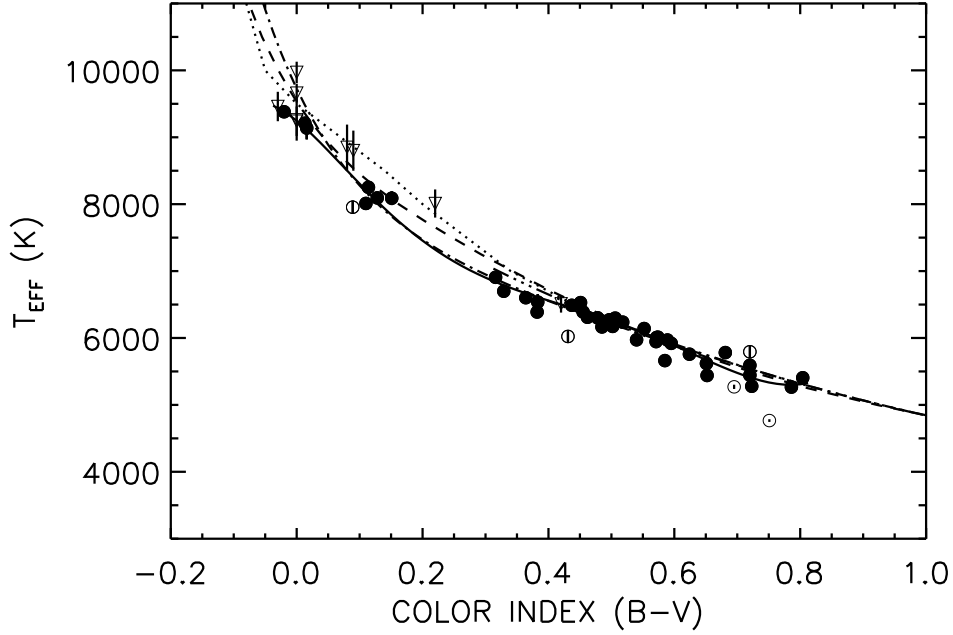


Fig. 13.— The data and solution for the temperature -  $(B - V)$  relation shown as circles and a solid line, respectively. The data omitted from the fit are plotted as open circles and can be identified (from left to right) as HD 210418, HD 162003, HD 6582, HD 182572, and HD 103095. The inverted triangles show the data from Code et al. (1976) and the empirical solution based on this data is plotted as a dotted line. The 1-sigma errors in temperature are displayed, but are typically smaller than the data point. The dash-dotted line is the calibration presented in Gray (1992), using a menagerie of data sources (see reference). The solution for solar metallicity from Casagrande et al. (2010) is shown as a triple-dot dashed line. The entirely model based solution from Lejeune et al. (1998) (dashed line) is also shown. For details, see Section 5.1.1 and Equation 8.

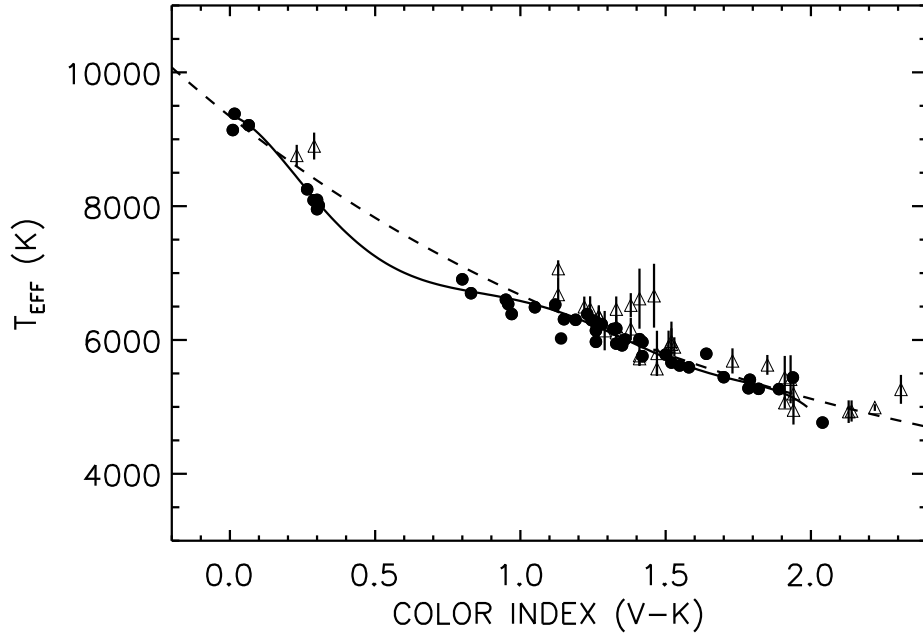


Fig. 14.— Data points plotted as filled circles depict the observations presented here, and open triangles are the measurements from van Belle & von Braun (2009). The 1-sigma errors in temperature are shown, but are typically smaller than the data point. Our solution for the temperature- $(V - K)$  relation shown as a solid line (Equation 9, whereas the relation from van Belle & von Braun (2009) is shown as a dashed line. For details, see Section 5.1.2 and Equation 9.

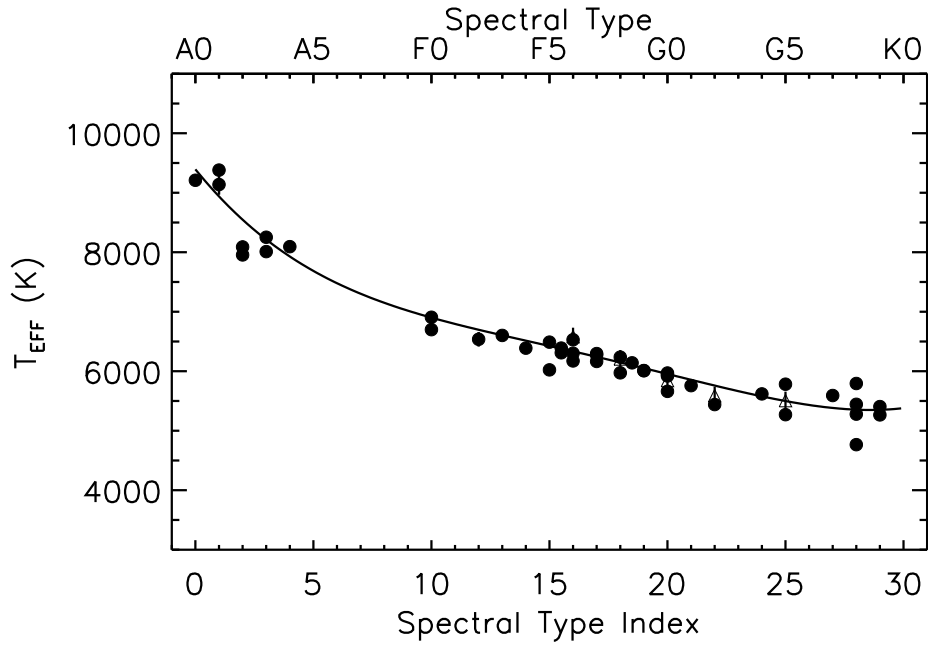


Fig. 15.— The data and solution for the temperature - spectral type relation shown as a circles and a solid line, respectively. The 1-sigma errors in temperature are shown, but are typically smaller than the data point. The data from Table 7 in van Belle & von Braun (2009) are displayed as open triangles. For details, see Section 5.1.3 and Equation 10.

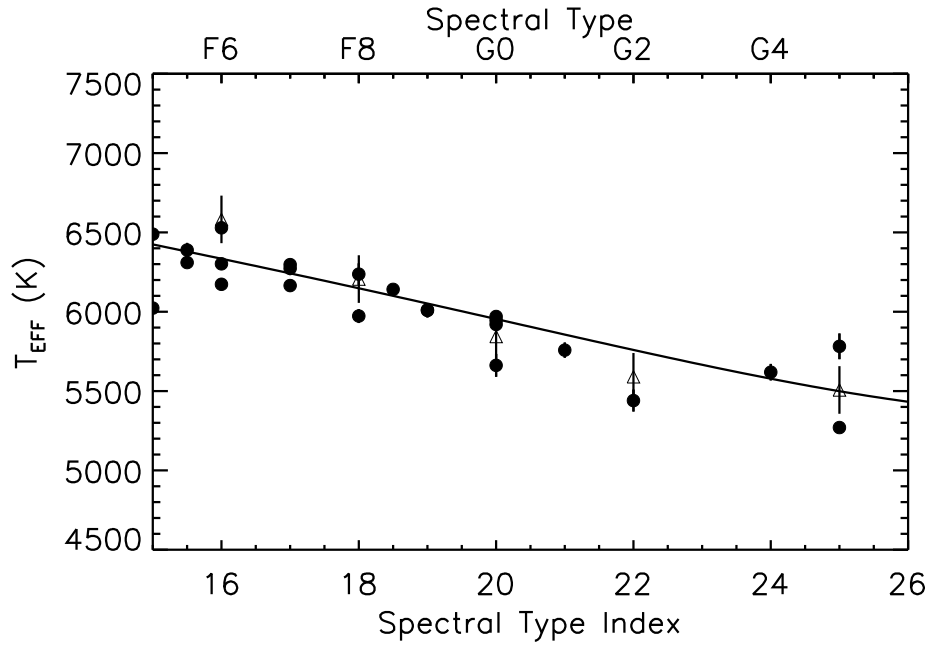


Fig. 16.— This is a zoomed-in version of Figure 15, showing the region that overlaps with the solution presented in van Belle & von Braun (2009). Our data and solution for the temperature - spectral type relation are shown as circles and a solid line, respectively. The 1-sigma errors in temperature are shown, but are typically smaller than the data point. The data from Table 7 in van Belle & von Braun (2009) are displayed as open triangles. For details, see Section 5.1.3 and Equation 10.

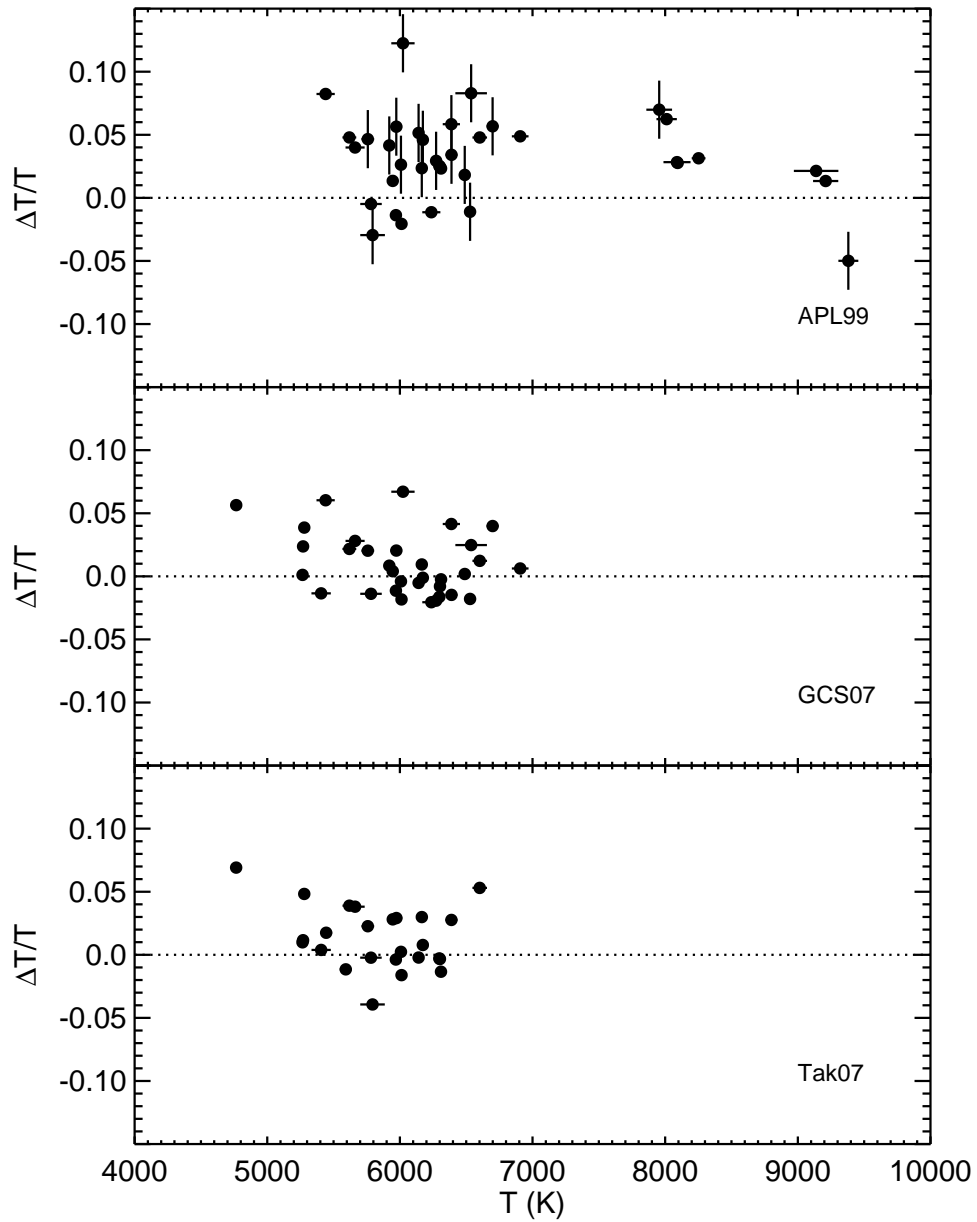


Fig. 17.— The data plotted show the dependence on the measured temperature versus the fractional differences between model temperatures determined by Allende Prieto & Lambert (1999) (APL99), Holmberg et al. (2007) (GCS07), and Takeda (2007) (Tak07) and the empirical values determined in this project, along with  $1\text{-}\sigma$  errors for each. The dotted line marks a zero deviation between each source.

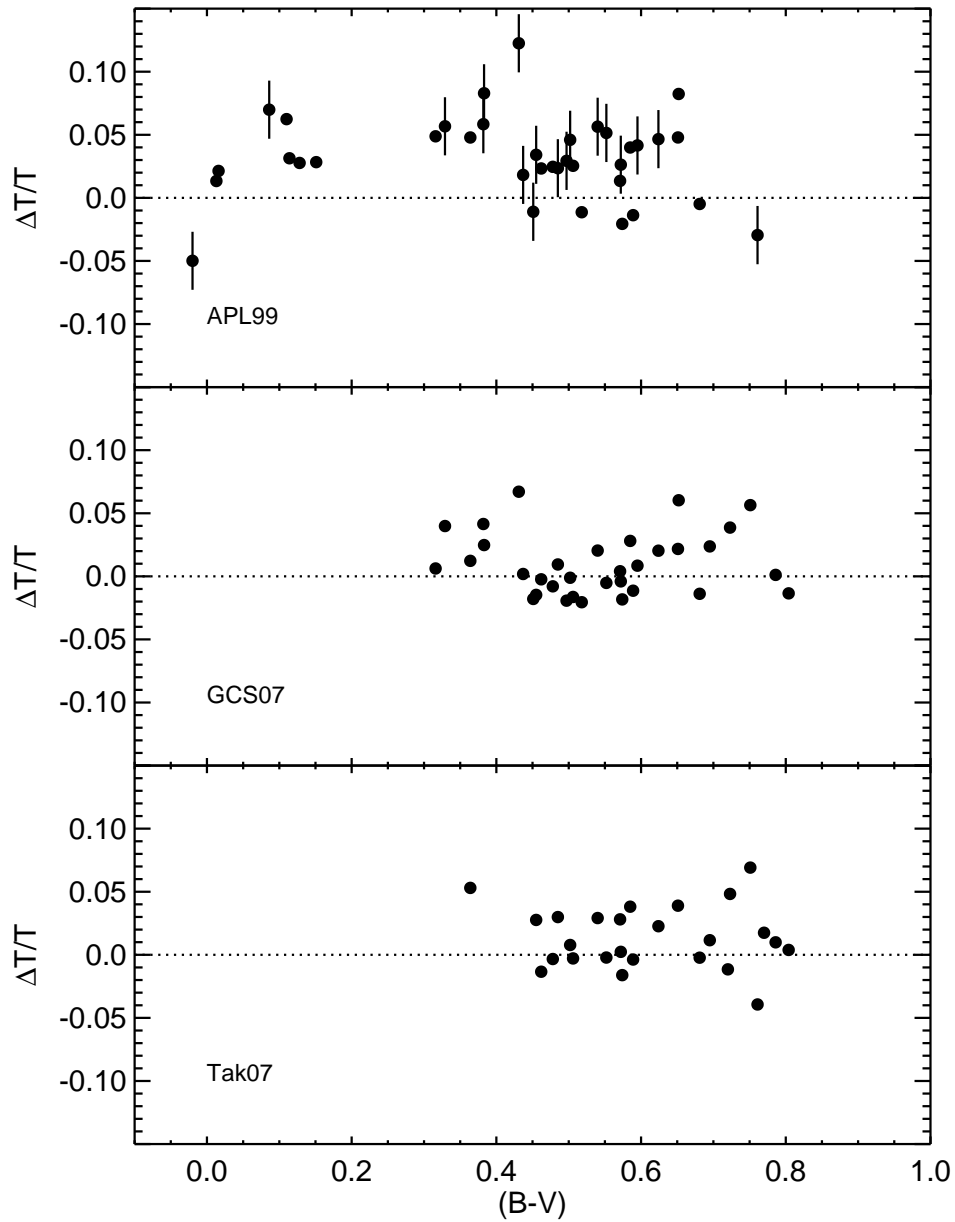


Fig. 18.— The data plotted show the dependence on the  $(B - V)$  color index versus the fractional differences between model temperatures determined by Allende Prieto & Lambert (1999) (APL99), Holmberg et al. (2007) (GCS07), and Takeda (2007) (Tak07) and the empirical values determined in this project, along with  $1-\sigma$  errors for each. The dotted line marks a zero deviation between each source.

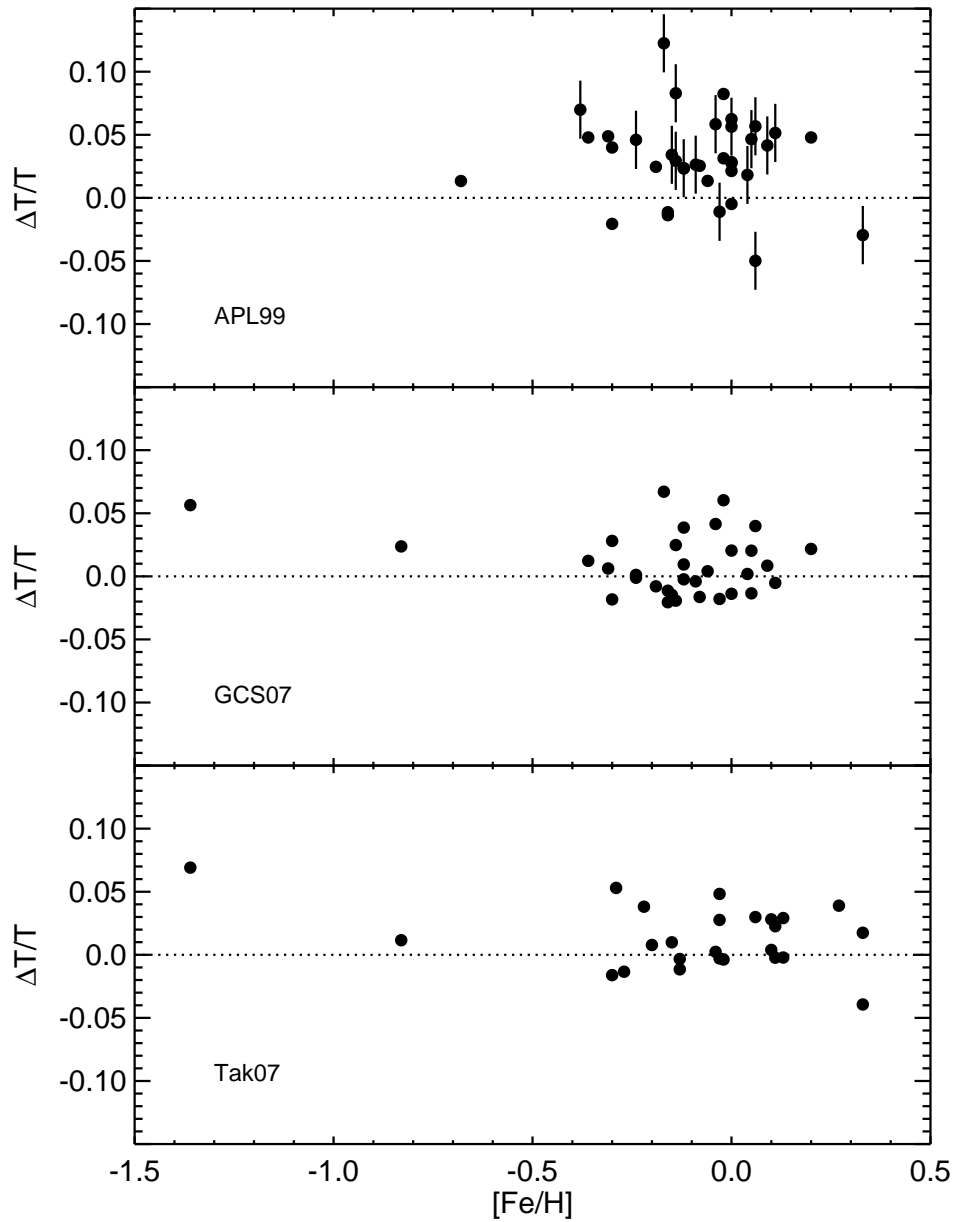


Fig. 19.— The data plotted show the dependence on the metallicity versus the fractional differences between model temperatures determined by Allende Prieto & Lambert (1999) (APL99), Holmberg et al. (2007) (GCS07), and Takeda (2007) (Tak07) and the empirical values determined in this project, along with  $1\text{-}\sigma$  errors for each. The dotted line marks a zero deviation between each source.

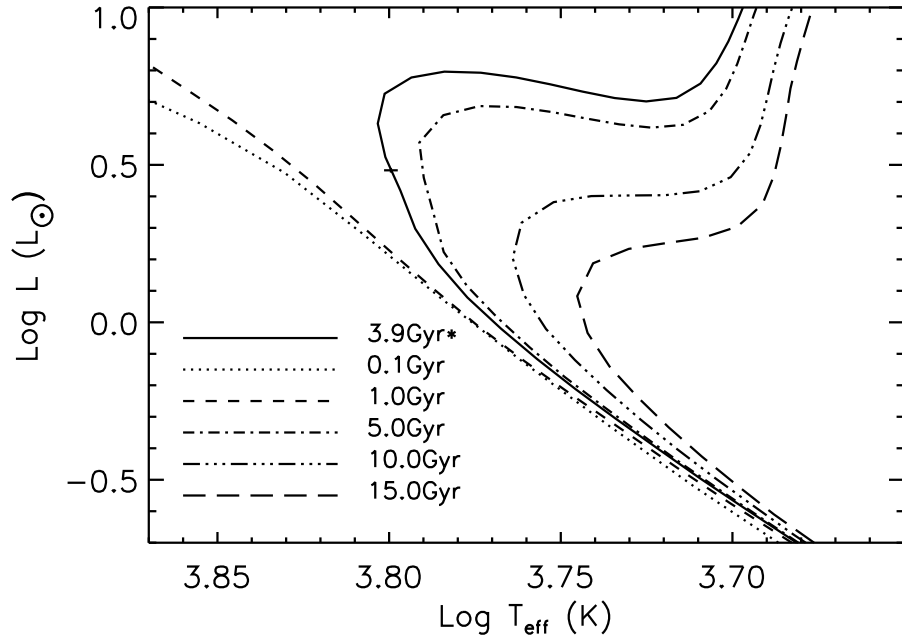


Fig. 20.— Stellar isochrones generated for HD 142860. The asterisk depicts best age fit to our data and is plotted as a solid line. The luminosity and temperature and the 1-sigma errors for this star are also plotted. These measurement errors show that the error in the x-direction (temperature) is the least constrained input for the isochrone fit.



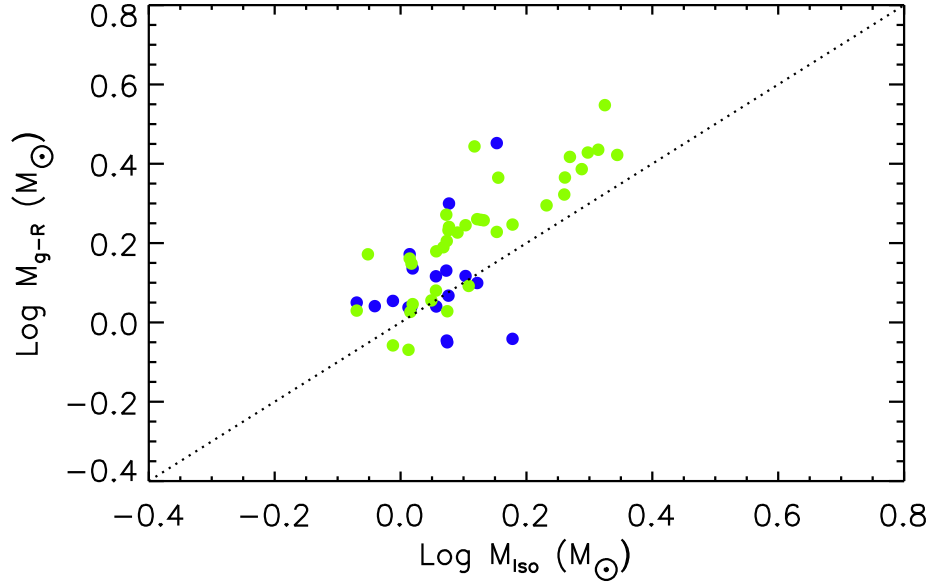


Fig. 21.— Masses derived from the  $Y^2$  isochrones  $M_{\text{iso}}$  compared to masses of stars calculated from the combination of  $\log g$  estimates and our CHARA radii  $M_{g-R}$ . Reference for  $\log g$  data are for stars in common with the APL99 and Tak07 surveys are depicted green and blue, respectively. The dotted line shows a 1:1 relation.

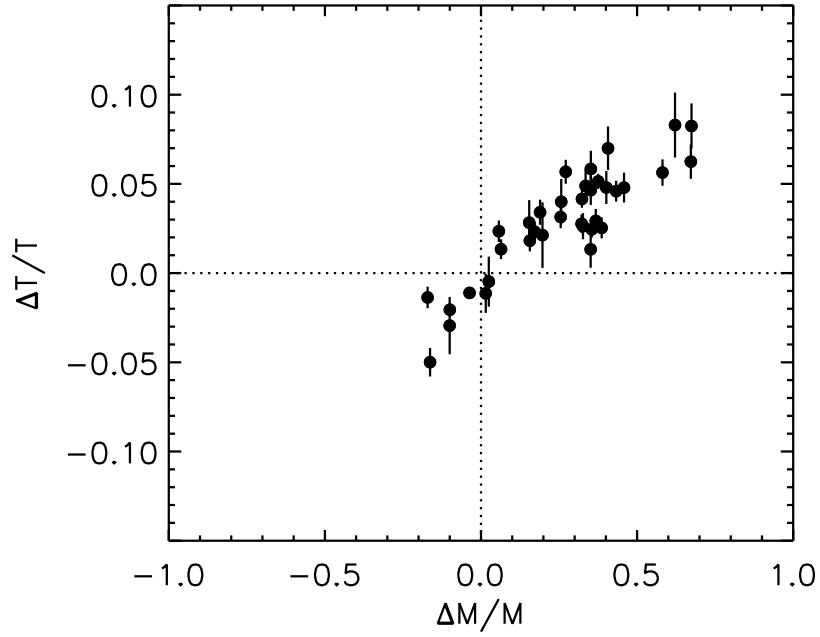


Fig. 22.— Fractional deviation of the masses derived from isochrone fitting and the ones derived when using APL99  $\log g$  in combination with CHARA radius measurements versus the fractional offset of our measured temperature versus the ones in APL99. The dotted lines indicate zero deviation.

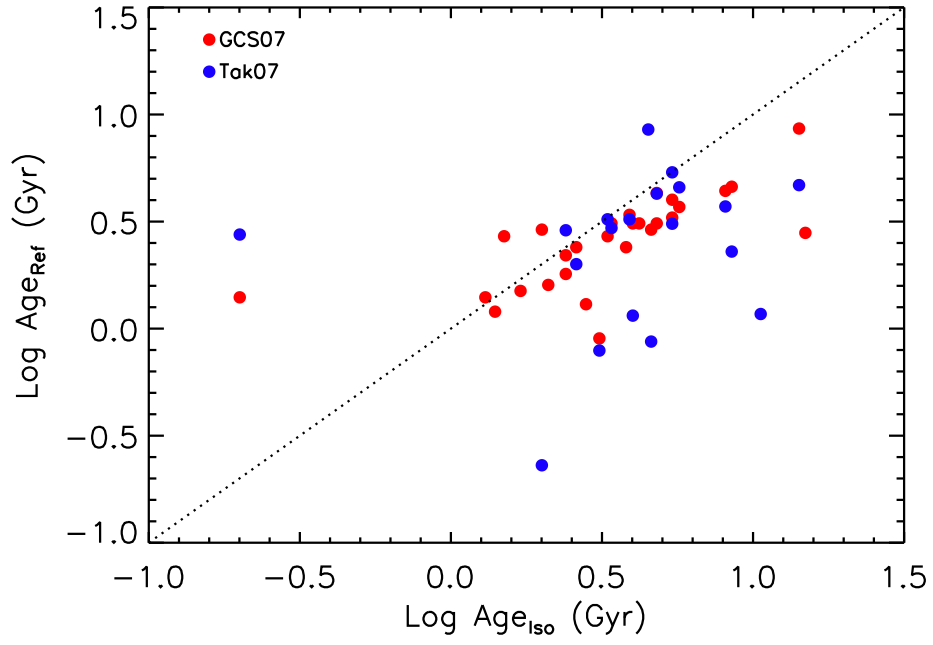


Fig. 23.— Ages derived from the  $Y^2$  isochrones compared to ages of stars in common with GCS07 (red) and Tak07 (blue). The dotted line shows a 1:1 relation.

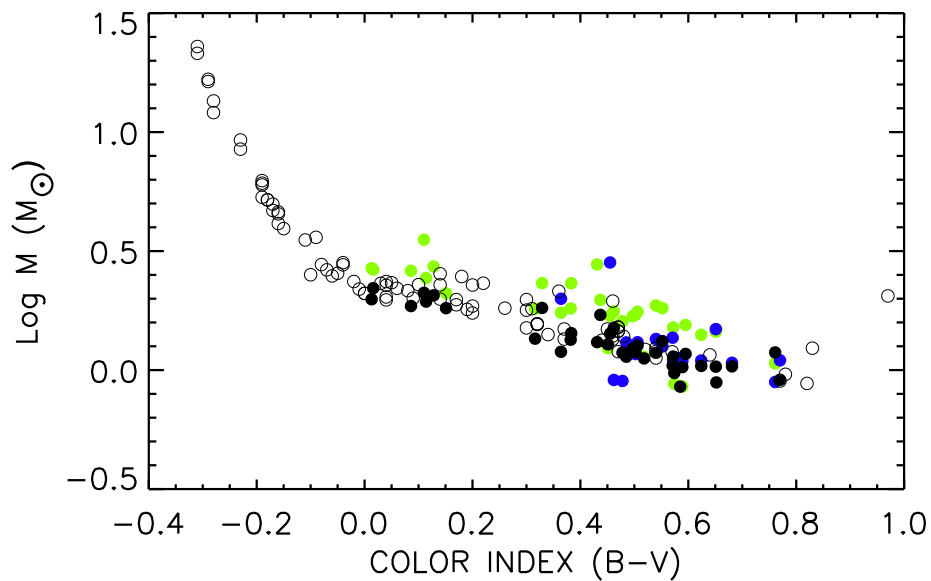


Fig. 24.— Mass versus color index for eclipsing binaries (black open circles) plotted with masses derived from our sample using the  $Y^2$  isochrones (black filled circles). Also plotted are the calculated  $M_{g-R}$  for stars in common with the APL99 (green filled circles), and Tak07 (blue filled circles) surveys.

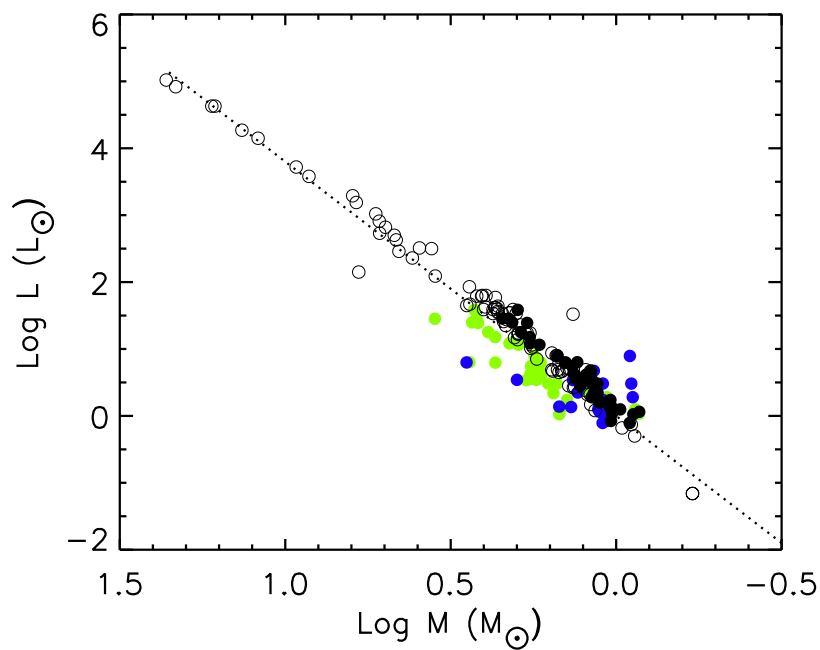


Fig. 25.— Mass versus luminosity for eclipsing binaries (black open circles) plotted with masses derived from our sample using the  $Y^2$  isochrones (black filled circles). Also plotted are the calculated  $M_{g-R}$  for stars in common with the APL99 (green filled circles), and Tak07 (blue filled circles) surveys. The dotted line is the relation  $L \propto M^{3.8}$ .